

BIDDING REQUIREMENTS for PURCHASING

NOTICE AND INFORMATION FOR BIDDERS

Attachment A: Bid Breakdown & Schedule

Bidder: _____

DASNY Contact: Susan Valente - svalente@dasny.org

Services/Product Required By: November 30, 2023

Description: Furnish, Deliver and Install Signage

Bid Open Location: DASNY, Corporate Headquarters, 515 Broadway, Albany, NY 12207

Bid Open Date and Time: December 22, 2022 at 2:30 p.m.

Item No.	Sign Type	Description/Location	Qty	UOM	Unit Cost	Extended Price
1	C1	Floor ID /Elevator Egress	13	EA	\$	\$
2	C1A	Elevator Egress	14	EA	\$	\$
3	C2	Building Directory	23	EA	\$	\$
4	C3	Floor Directory	15	EA	\$	\$
5	L1	Emergency Information	3	EA	\$	\$
6	L2A	Maximum Occupancy	4	EA	\$	\$
7	L2B	Electronic Surveillance	37	EA	\$	\$
8	L3A	Small Regulatory	33	EA	\$	\$
9	L3B	Medium Regulatory/No Smoking	56	EA	\$	\$
10	L3C	Smoke Free Campus	6	EA	\$	\$
11	L4	Fire Regulatory	0	EA	\$	\$
12	L5	Large Regulatory	6	EA	\$	\$
13	L6	Fire Regulatory/No Storage Permitted	16	EA	\$	\$
14	L7	Elevator Machine Room	1	EA	\$	\$
15	R1	Room ID	125	EA	\$	\$
16	R2	Conference Room ID	13	EA	\$	\$
17	R3	Office ID	300	EA	\$	\$
18	R4	Classroom ID	44	EA	\$	\$
19	R5	Restroom ID	29	EA	\$	\$
20	R5A	All Gender Restroom ID	13	EA	\$	\$
21	R6	Utility / Storage ID	173	EA	\$	\$
22	R7	Locker Room ID	4	EA	\$	\$
23	R8	All Gender Locker ID	2	EA	\$	\$
24	R9	Locker ID	8	EA	\$	\$
25	S8	Emergency Exit Door Band	2	EA	\$	\$
26	W4	Floor Directional	20	EA	\$	\$
27	W5	Corridor Directional	28	EA	\$	\$
28	W8A	Department / Room ID @ double	12	EA	\$	\$

BIDDING REQUIREMENTS for PURCHASING

NOTICE AND INFORMATION FOR BIDDERS

		doors				
29	W8B	Department / Room ID @ single door	14	EA	\$	\$
30	W8C	Department / Room ID @ Glass Transom	14	EA	\$	\$
31	W8D	Department / Room ID @ single door 10" H	2	EA	\$	\$
32	W8E	Department / Room ID @ single door 14" H	3	EA	\$	\$
33	W9A	Overhead Directional - Wall Mounted	3	EA	\$	\$
34	W9B	Overhead Directional - Left @ Glass Transom	5	EA	\$	\$
35	W9C	Overhead Directional - Right @ Glass Transom	4	EA	\$	\$
36	W10	Restroom Flag	34	EA	\$	\$
37	W11	Department / Directional Flag	35	EA	\$	\$
38	W12	Recycling Flag	22	EA	\$	\$
39	W13	Locker / Fitness ID	2	EA	\$	\$
40	NA	Removal of Existing Signage	--	LS	\$	\$
41	NA	Installation of Signage	--	LS	\$	\$
42	NA	Bonds	--	LS	\$	\$

****See below for specific Signage Dimensions and Materials & Construction.****

**INSTALLATION LABOR (if required)
LABOR TO INSTALL _____**

**Estimated No. of Hours _____
Hourly Rate (Prevailing Wage rates are required for this work) _____**

TOTAL BID _____

BIDDING REQUIREMENTS for PURCHASING

NOTICE AND INFORMATION FOR BIDDERS

(The below questions 1) and 2) need only be answered if the above total bid is for one million dollars or more)

1. Does your firm anticipate the use of subcontractors and outside suppliers specific to this procurement
Yes No
2. Does your firm anticipate the creation of employment opportunities arising from this procurement?
Yes No

(The below information must be completed for all bids.)

Identify all subcontractors, if any: _____

STATE, PROVINCE FOR FOREIGN COUNTRY
THAT YOUR FIRM'S PRINCIPAL PLACE OF
BUSINESS IS LOCATED:

ADDRESS OF FACTORY OR PLANT WHERE
ITEMS ARE MANUFACTURED AND/OR
ASSEMBLED. *(Attach additional sheet(s) if more
than one manufacturer)*

BIDDER (FIRM NAME)

SIGNATURE

NAME (TYPE/PRINTED)

TITLE

Date



Attachment B: Detailed Specifications and Scope of Work

Furnish, deliver and install new interior signage and removal of existing signage at John Jay College of Criminal Justice – Haaren Hall per the DASNY Signage Specifications and Removal scope.

Detailed Specifications:

Prepared by TSquared Design dated 10/18/2022

Scope of Work:

Bidder is responsible for furnishing, delivering and installing new signage per the specifications included in this Bid. Low Bidder is required to provide samples, conduct field verification and provide shop drawings prior to production of signs and installation services.

Bidder is also responsible for removing and disposing of all the existing signage shown in Haaren Hall Building Signage Removals as per Existing Signage Audit prepared by TSquared Design dated 11/17/2022.

Any and all existing areas that are damaged by signage removals or new signage installations shall be patched as required to match existing adjacent area in material, finish and color, as follows:

Corridor walls: White dove 06 – Eggshell finish

Corridors on 2nd floor: White dove 06 – Semi gloss finish

Bidder must promptly install new signage as soon as the existing signage is removed, and patching is complete.

John Jay College - Haaren Hall
Wayfinding Signage Bid Spreadsheet

See Issued for Bid_2022_1018 drawing set for further details and locations.

Item No.	Sign Type	Description/Location	Dimensions (W x H x TH)	Materials & Construction	Quantity
Wayfinding Signage					
1	C1	Floor ID / Elevator Egress	22" W x 50-7/16" H x 1/8" TH	1/8" horizontal satin aluminum floor number panel with engraved & filled two color egress map	13
2	C1A	Elevator Egress	12" W x 10" H x 1/8" TH	1/8" horizontal satin aluminum engraved & filled two color egress map	14
3	C2	Building Directory	22" W x 50-7/16" H	APCO "Elevate" w/ 1/16" reveal between slats Satin anodized aluminum sign bands	23
4	C3	Floor Directory	27" W x 94" H x 1/8" TH	1/8" acrylic panel, reverse print graphics. 1/4" TH dimensional number, painted face and returns - 2 colors	15
5	L1	Emergency Information	12" W x 16" H x 1/8" TH	1/8" horizontal satin aluminum, engraved copy, direct print logo	3
6	L2A	Maximum Occupancy	12" W x 16" H x 1/8" TH	1/8" horizontal satin aluminum, engraved copy, direct print logo	4
7	L2B	Electronic Surveillance	10" W x 7-3/4" H x 1/8" TH	1/8" horizontal satin aluminum, engraved copy, direct print logo	37
8	L3A	Small Regulatory	8" W x 4" H x 1/8" TH	1/8" horizontal satin aluminum, engraved copy	33
9	L3B	Medium Regulatory/ No Smoking	8" W x 6" H x 1/8" TH	1/8" horizontal satin aluminum, engraved copy	56
10	L3C	Smoke Free Campus	9-5/8" W x 13" H x 1/8" TH	1/8" horizontal satin aluminum, engraved copy, direct print logo	6
11	L4	Fire Regulatory	6" W x 6-1/2" H x 1/4" D	1/4" TH. Painted Acrylic Silkscreen Text	0
12	L5	Large Regulatory	10-1/2" W x 8" H x 1/4" D	1/4" TH. Painted Acrylic - 2 colors Silkscreen Text	6
13	L6	Fire Regulatory/ No Storage Permitted	10-1/2" W x 8" H x 1/4" D	1/4" TH. Painted Acrylic Silkscreen Text	16
14	L7	Elevator Machine Room	2" CH	Die-cut Vinyl Letters (19 letters)	1
15	R1	Room ID	8-1/2" W x 8-1/2" H	APCO "Fullview" Series Natural Satin Anodized Header DPT (Direct Print Tactile) Graphics Insert: Laser printed graphics	125
16	R2	Conference Room ID	8-1/2" W x 9-3/4" H	APCO "Fullview" Series Natural Satin Anodized Header DPT (Direct Print Tactile) Graphics Insert: Laser printed graphics APCO Signband Notifier Message Strip - Natural Satin Anodized	13
17	R3	Office ID	5-1/8" W x 6-3/16" H	APCO "Fullview" Series Natural Satin Anodized Header DPT (Direct Print Tactile) Graphics Insert: Laser printed graphics APCO Signband Notifier Message Strip - Natural Satin Anodized	300
18	R4	Classroom ID	5" W x 5-7/16" H x 1/4" TH	1/4" horizontal satin aluminum, Tactile Copy, Grade II Braille APCO Signband Notifier Message Strip - Natural Satin Anodized	44
19	R5	Restroom ID	Tactile panel: 6" W x 7-3/4" H x 1/4" TH Non-tactile panel: 6" W x 3" H x 1/4" TH	Tactile Panel: 1/4" P-95 acrylic, back-painted white DPT (Direct Print Tactile and Braille) Graphics Non-Tactile Panel: 1/4" P-95 acrylic, back-painted white Silkscreened Text	29

**John Jay College - Haaren Hall
Wayfinding Signage Bid Spreadsheet**

Item No.	Sign Type	Description/Location	Dimensions (W x H x TH)	Materials & Construction	Quantity
20	R5A	All Gender Restroom ID	Tactile panel: 6" W x 8-3/4" H x 1/4" TH Non-tactile panel: 6" W x 3" H x 1/4" TH	Tactile Panel: 1/4" P-95 acrylic, back-painted white DPT (Direct Print Tactile and Braille) Graphics Non-Tactile Panel: 1/4" P-95 acrylic, back-painted white Silkscreened Text	13
21	R6	Utility / Storage ID	6" W x 6" H x 1/4" TH	1/4" P-95 acrylic, back-painted white DPT (Direct Print Tactile and Braille) Graphics	173
22	R7	Locker Room ID	Tactile panel: 8-1/2" W x 8-1/2" H Non-tactile panel: 8-1/2" W x 3" H x 1/4" TH	Tactile panel: APCO "Fullview" Series Natural Satin Anodized Header DPT (Direct Print Tactile) Graphics Insert: DPT Icon on acrylic Non-Tactile Panel: P-95 acrylic, back-painted white Silkscreened Text	4
23	R8	All Gender Locker ID	Tactile panel: 6" W x 8-3/4" H x 1/4" TH Non-tactile panel: 6" W x 3" H x 1/4" TH	Tactile panel: 1/4" P-95 acrylic, back-painted white DPT (Direct Print Tactile and Braille) Graphics Non-Tactile Panel: 1/4" P-95 acrylic, back-painted white Silkscreened Text	2
24	R9	Locker ID	Tactile panel: 6" W x 8-3/4" H x 1/4" TH Non-tactile panel: 6" W x 3" H x 1/4" TH	Tactile panel: 1/4" P-95 acrylic, back-painted white DPT (Direct Print Tactile and Braille) Graphics Non-Tactile Panel: 1/4" P-95 acrylic, back-painted white Silkscreened Text	8
25	S8	Emergency Exit Door Band	28-1/2" (VIF) W x 3-1/4" H x 1/8" TH	1/8" TH. Painted Acrylic Silkscreen Text	2
26	W4	Floor Directional	22" W x 28" H	APCO "Full View" Changeable Sign w/ Natural Aluminum Frame, components and background panel. Digitally printed paper insert	20
27	W5	Corridor Directional	10" W x 10" H	APCO "Full View" Changeable Sign w/ Natural Aluminum Frame, components and background panel. Digitally printed paper insert	28
28	W8A	Department / Room ID @ double doors	Width varies (approx. 76" W) x 12" H	End Panels: 1/4 TH. horizontal satin aluminum w/ 1/4" TH. painted acrylic number/arrow Department Name Panel: 1/4" TH. P-95 acrylic, back-painted white 1/4" TH. painted acrylic Letters Panels mount to a 1/16" TH. common back plate. Department Name Panel mounts to common back plate w/ 3M Dual Lock to allow changeability Field Verify All Locations	12
29	W8B	Department / Room ID @ single door	Width varies (approx. 40" W) x 12" H	End Panels: 1/4 TH. horizontal satin aluminum w/ 1/4" TH. painted acrylic number/arrow Department Name Panel: 1/4" TH. P-95 acrylic, back-painted white 1/4" TH. painted acrylic Letters Panels mount to a 1/16" TH. common back plate. Department Name Panel mounts to common back plate w/ 3M Dual Lock to allow changeability Field Verify All Locations	14

**John Jay College - Haaren Hall
Wayfinding Signage Bid Spreadsheet**

Item No.	Sign Type	Description/Location	Dimensions (W x H x TH)	Materials & Construction	Quantity
30	W8C	Department / Room ID @ Glass Transom	Width varies (approx. 71" W) x 12" H	End Panels: 1/4 TH. horizontal satin aluminum w/ 1/4" TH. painted acrylic number/arrow Department Name Panel: 1/4" TH. P-95 acrylic, back-painted white 1/4" TH. painted acrylic Letters Panels mount to a 1/16" TH. common back plate. Department Name Panel mounts to common back plate w/ 3M Dual Lock to allow changeability Field Verify All Locations	14
31	W8D	Department / Room ID @ single door 10" H	Width varies (approx. 40" W) x 10" H	End Panels: 1/4 TH. horizontal satin aluminum w/ 1/4" TH. painted acrylic number/arrow Department Name Panel: 1/4" TH. P-95 acrylic, back-painted white 1/4" TH. painted acrylic Letters Panels mount to a 1/16" TH. common back plate. Department Name Panel mounts to common back plate w/ 3M Dual Lock to allow changeability Field Verify All Locations	2
32	W8E	Department / Room ID @ single door 14" H	Width varies (approx. 40" W) x 14" H	End Panels: 1/4 TH. horizontal satin aluminum w/ 1/4" TH. painted acrylic number/arrow Department Name Panel: 1/4" TH. P-95 acrylic, back-painted white 1/4" TH. painted acrylic Letters Panels mount to a 1/16" TH. common back plate. Department Name Panel mounts to common back plate w/ 3M Dual Lock to allow changeability Field Verify All Locations	3
33	W9A	Overhead Directional - Wall Mounted	Width varies (approx. 76" W) x 12" H	End Panels: 1/4 TH. horizontal satin aluminum w/ 1/4" TH. painted acrylic number/arrow Department Name Panel: 1/4" TH. P-95 acrylic, back-painted white 1/4" TH. painted acrylic Letters Panels mount to a 1/16" TH. common back plate. Department Name Panel mounts to common back plate w/ 3M Dual Lock to allow changeability Field Verify All Locations	3
34	W9B	Overhead Directional - Left @ Glass Transom	Width varies (approx. 71" W) x 12" H	End Panel: 1/4 TH. horizontal satin aluminum w/ 1/4" TH. painted acrylic number/arrow Department Name Panel: 1/4" TH. painted acrylic Letters applied on 3M "Dusted Crystal" Vinyl Field Verify All Locations	5
35	W9C	Overhead Directional - Right @ Glass Transom	Width varies (approx. 71" W) x 12" H	End Panel: 1/4 TH. horizontal satin aluminum w/ 1/4" TH. painted acrylic number/arrow Department Name Panel: 1/4" TH. painted acrylic Letters applied on 3M "Dusted Crystal" Vinyl Field Verify All Locations	4
36	W10	Restroom Flag	14" W x 10" H x 3/4" TH	(Two-sided Sign) P-95 acrylic, back-painted white Direct Digital Print Symbol	34
37	W11	Department / Directional Flag	12" W x 8-1/2" H x 3/4" TH	(Two-sided Sign) P-95 acrylic, back-painted white Direct Digital Print Symbol	35

**John Jay College - Haaren Hall
Wayfinding Signage Bid Spreadsheet**

Item No.	Sign Type	Description/Location	Dimensions (W x H x TH)	Materials & Construction	Quantity
38	W12	Recycling Flag	8-1/2" W x 8-1/2" H x 3/4" TH	(Two-sided Sign) P-95 acrylic, back-painted white Direct Digital Print Symbol	22
39	W13	Locker / Fitness ID	15-7/8" CH.	1/4" TH. Laser-cut Acrylic Letters - 7 Letters Face and returns painted	2



Attachment C: Site Logistics



HAAREN HALL BUILDING JOHN JAY COLLEGE OF CRIMINAL JUSTICE

INTERIOR SIGNAGE & WAYFINDING
ISSUED FOR BID

OCTOBER 18, 2022

GENERAL SPECIFICATIONS FOR SIGNAGE

QUALIFICATIONS

Sign Fabricator: A Signage Fabricator who is able to prove demonstrated capability with a complete project record satisfactory to the Owner and who is able to prepare shop drawings and samples, and to manufacture, fabricate, assemble and install the work shown in these drawings.

Responsibility: The Fabricator shall assume responsibility for the quality of materials and workmanship required for the execution of the work shown herein. The Fabricator shall guarantee all materials and workmanship for a period of (3) year following the final acceptance of the work. During this period, if defects or faulty materials are found, the Fabricator shall proceed immediately upon notification by the owner to remedy the condition at his own expense, together with any damage to surrounding finishes or furnishings which occurred as a result of those defects.

Submittals: The Fabricator shall submit to Architect and Signage Consultant for approval, samples of finish, color swatches and final sign samples as required. Sample submittal and approval shall be for color, texture, and graphic image only. Compliance with all other requirements is the exclusive responsibility of the Fabricator.

The Fabricator shall submit full scale samples signs using actual materials as specified for the signs indicated. Samples shall be submitted to Signage Consultant and Architect for approval within 5 working days of receiving authorization to proceed.

The Fabricator shall furnish information and coordinate with related trades to assure satisfactory completion of the work, In all cases, where installation of mounting hardware involves other trades, coordination shall be through the Construction Manager. All installers will be of the appropriate unions to assure labor harmony.

Complete shop drawings shall be prepared by the Fabricator for all sign types calling out, in detail, specifications and dimensions including all message schedules and full size sections of typical sign types, if required. Fabricator shall submit shop drawing set to the Architect and Signage Consultant for approval before fabrications start.

The Signage Consultant will review up to 2 rounds of shop drawings. Additional rounds will be considered additional scope and billed accordingly.

Variations in quantities as determined by the Fabricator compared with the message schedule shall be reported to the Signage Consultant and Architect prior to submission of bid.

The Fabricator shall verify all measurements and take all field measurements necessary before fabrication. The Fabricator shall provide all materials and parts necessary to complete each sign type, even though such work is not definitely shown or specified. The Fabricator shall provide all bolts, and anchors, support, braces, connections, and other items necessary for completion of the work. The Fabricator shall form signs to shape and size with clean, clear, sharp lines and angles. Drilled holes for bolt or screw fasteners shall have clean, true lines and surfaces.

Exposed surfaces of work shall have a smooth finish, free of blemishes. Where tight fit is required, joints are to be made to a close fit. Work shall be accurately set to established lines and elevations and securely fastened into place. Work shall be executed and finished in accordance with approved drawings, cuts, details, and samples. Visible screw heads and fasteners shall occur only at locations indicated on the drawings and approved submittals. All edges and corners of finished letter forms and graphics are to be true and clean.

GRAPHIC APPLICATION

Artwork: The Fabricator shall furnish all typography and all necessary artwork for reproduction, based on our Issued for Construction submission, except where noted or otherwise specified. The Final shop drawing submittals from the Fabricator to the Signage Consultant and Architect, which shows all layouts will be the proofs of actual copy layout approval prior to fabrication showing properly kerned copy.

All letter forms shall be aligned to maintain a base line parallel to the sign format. The typeface shall conform with sections including Colors and Typeface Section of our Issued for Construction submission set. Alternate type will not be accepted.

Letter and word spacing shall be optical but in conformance with the examples shown on the drawings.

Complete alphabets, numbers, punctuation and symbols shall be submitted to Signage Consultant / Architect for approval prior to any fabrication.

All letters, regardless of material or process, shall be executed in such a manner that all edges and corners of finished letterforms are true and clean. Letterforms with rounded positive and negative corners, edge build-up or bleeding will not be accepted.

ADA: Unless noted otherwise, all signs, where applicable, shall comply with ADA guidelines in respect to type size, tactile lettering, braille usage (grade II), and mounting heights.

Walk-Through: The Fabricator shall arrange a meeting with the Sign Consultant and Architect at the site for the final location and alignment of sign elements. Installation: The signs shall be installed at typical locations as specified in the respective drawings, at mounting heights indicated and by methods shown or specified.

Protection: The Fabricator shall protect the work and adjacent work and materials from damage during progress of the work until completion. Finished work shall be wrapped with paper, polyethylene film, or stripable waterproof tape for shipment and storage and protection for damage during installation.

Adjust and Clean: The Fabricator shall repair any damage incurred during installation to the satisfaction of the Sign Consultant / Architect. Signs which cannot be repaired to a new condition must be replaced. All sign surfaces must be clean, free of smudging and fingerprinting. All hardware and electrical equipment are to be adjusted to assure safe and proper operation and installation. All waste and debris shall be discarded. The Fabricator shall arrange with the General Contractor for the use of waste receptacle.

Message Schedule and Location Plans

Message Schedule: Room Numbering, Sign Number, Copy, and Quantity and any pertinent remarks are listed in the message schedule.

Copy and Graphics: The sign schedule shall indicate only the copy for each sign. Format for all copy shall be as specified on the drawing sheet for each sign.

Location Plans: Each sign shall be located typically as indicated on the sign drawing sheet. Conditions that may exist which prevent location of signage as specified shall be brought to the Sign Consultant and Architect's attention prior to installation.

PRICING

Bid Breakdown: The Fabricator shall provide unit prices for each sign type and extended costs for the total quantity of each sign type. The cost of installation shall be a separate lump sum for the entire project.

Unit Price Guarantee: The Fabricator shall provide unit price guarantees for the duration of the project. The Fabricator shall guarantee bid prices for 90 days. The Fabricator shall also provide a unit price schedule to the owner that will be guaranteed for a period of (1) year after completion of the job. Installation charges should be included as a separate item in the schedule.

Fabrication and Manufacture

Verification: The Fabricator shall verify and be responsible for all dimensions and conditions shown on these drawings. Written dimensions shall take precedence over scaled dimensions.

The Sign Consultant and Architect shall be notified of any discrepancies in the drawings and/or graphic schedule, in field dimensions or conditions, and/or changes required in construction details.

Inspection: The Fabricator shall inspect condition of locations and surfaces where signs are to be installed. The Fabricator shall not proceed with installation until defects or errors which would result in poor installation have been corrected.

Design Intent: The drawings were issued to show design intent, not actual fabrication. The Fabricator will submit fully detailed shop drawings for written acceptance by Signage Consultant and Architect prior to fabrication. The fabricator will provide any engineered stamped shop drawings as required. It is the responsibility of the Fabricator to bring any discrepancies in these drawings to the attention of the Signage Consultant prior to fabrication.

Field verification required on all wall surfaces called out in the drawing for graphics or signage. A full site visit to review all conditions is required.

Manufacturer System: Apco Graphics, Inc. (no substitutes allowed)

APCO New York
Veronica Crothers, Account Manager
(914) 793-0483
vcrothers@apcosigns.com

PROTOTYPES FROM SELECTED VENDORS

Vendors selected as finalists for this bid will be required to provide samples of the following sign types for final approval:

C1 - Floor ID with Elevator Egress
C3 - Floor Directory
L3C - Smoke Free Campus Sign
L4 - Fire Regulatory Sign
R4 - Classroom ID
R5 - Restroom ID
R6 - Utility/Storage ID
W8B - Dept. Room ID @ Single Door

NOTE: Material finishes and color swatch samples to be provided for approval

SIGN TYPES AND QUANTITIES

JOHN JAY COLLEGE - HAAREN HALL		INTERIOR SIGNAGE								TOTALS
SIGN TYPE	DESCRIPTION	Cellar	Floor L	Floor 1	Floor 2	Floor 3	Floor 4	Floor 5	Floor 6	
C1	Floor ID w/ Elevator Egress	1	2	0	2	2	2	2	2	13
C1A	Elevator Egress	1	3	5	1	1	1	1	1	14
C2	Building Directory	1	2	0	4	4	4	4	4	23
C3	Floor Directory	1	2	2	2	2	2	2	2	15
L1	Emergency Information	0	0	0	0	1	0	0	2	3
L2A	Maximum Occupancy	0	1	0	0	1	1	0	1	4
L2B	Electronic Surveillance	2	6	6	5	4	4	7	3	37
L3A	Small Regulatory	2	10	2	2	3	2	3	10	34
L3B	Medium Regulatory/No Smoking	9	6	6	9	10	2	6	7	55
L3C	Smoke Free Campus	0	0	2	0	0	1	0	3	6
L4	Fire Regulatory	0	0	0	0	0	0	0	0	0
L5	Large Regulatory	6	0	0	0	0	0	0	0	6
L6	Fire Regulatory/No Storage Permitted	3	3	2	1	1	2	2	2	16
L7	Elevator Machine Room	0	1	0	0	0	0	0	0	1
R1	Room ID	18	20	12	11	12	18	15	19	125
R2	Conference Room ID	0	0	1	0	1	1	3	7	13
R3	Office ID	5	13	14	1	44	82	84	57	300
R4	Classroom ID	0	0	1	27	9	2	3	2	44
R5	Restroom	2	5	2	5	5	2	4	4	29
R5A	All Gender Restroom	6	1	2	1	0	0	2	1	13
R6	Utility/Storage Room ID	19	25	8	15	41	16	18	31	173
R7	Locker Room ID	0	0	0	0	4	0	0	0	4
R8	All Gender Locker Room ID	0	0	0	0	2	0	0	0	2
R9	Locker ID	0	0	0	0	8	0	0	0	8
S8	Emergency Exit Door Band	0	2	0	0	0	0	0	0	2
W4	Floor Directional	0	0	0	4	4	4	4	4	20
W5	Corridor Directional	5	1	7	8	2	1	2	2	28
W8A	Dept/Room ID @ double doors	1	1	0	1	2	1	2	4	12
W8B	Dept/Room ID @ single door	0	0	0	3	2	4	2	3	14
W8C	Dept/Room ID @ glass transom	0	0	0	1	2	5	3	3	14
W8D	Dept/Room ID @ single door - 10" H	0	0	0	0	0	0	0	2	2
W8E	Dept/Room ID @ single door - 14"H	0	0	0	0	0	2	0	1	3
W9A	Overhead Directional - wall mounted	0	0	0	2	0	0	1	0	3
W9B	Overhead Directional - left @ glass transom	0	0	0	0	1	2	1	1	5
W9C	Overhead Directional - right @ glass transom	0	0	0	0	1	2	1	0	4
W10	Restroom Flag	2	7	3	6	5	2	5	4	34
W11	Dept/Directional Flag	0	0	0	0	8	7	13	7	35
W12	Recycling Flag	1	1	1	8	4	4	2	1	22
W13	Locker/Fitness ID	0	0	0	0	2	0	0	0	2

TYPOGRAPHY AND COLORS

HAAREN HALL BUILDING
JOHN JAY COLLEGE OF CRIMINAL JUSTICE

SIGNAGE & WAYFINDING | ISSUED FOR BID

TYPOGRAPHY/COLORS INTERIOR SIGNAGE

NIMBUS SANS NOVAS MEDIUM CONDENSED

A B C D E F G H I
J K L M N O P Q R
S T U V W X Y Z
a b c d e f g h i
j k l m n o p q r
s t u v w x y z
1 2 3 4 5 6 7 8 9 0

NIMBUS SANS NOVAS BOLD CONDENSED

**A B C D E F G H I
J K L M N O P Q R
S T U V W X Y Z
a b c d e f g h i
j k l m n o p q r
s t u v w x y z
1 2 3 4 5 6 7 8 9 0**

NIMBUS SANS NOVAS HEAVY CONDENSED

**A B C D E F G H I
J K L M N O P Q R
S T U V W X Y Z
a b c d e f g h i
j k l m n o p q r
s t u v w x y z
1 2 3 4 5 6 7 8 9 0**


MAIN COLORS



'WHITE'
(BM White Dove 06)



'GRAYNOLA'
(MAP #13795)



PMS COOL GRAY 1



'DARK BLUE'
(PMS 280C)



'LIGHT BLUE'
(C100 M0 Y0 K0)



PMS 186

SIGN FAMILY

HAAREN HALL BUILDING
JOHN JAY COLLEGE OF CRIMINAL JUSTICE

SIGNAGE & WAYFINDING | ISSUED FOR BID

4

← **410 - 423**
 Law, Police Science and Criminal Justice
 Athletics
 Academic Integrity
 Women's Room

→ **430 - 439**
 SEEK Tutoring Labs
 Security, Fire and Emergency Management
 SEEK
 Conference Room
 Men's Room

W4 WALL DIRECTIONAL

↑
 4.22.16 - 4.22.22

←
 4.22.24 - 4.22.27

W5 CORRIDOR DIRECTIONAL

410 Office of Student Academic Engagement & Retention

W8A DEPT/ROOM ID (WALL MOUNTED @ DOUBLE DOORS)

333 Institutional Effectiveness

W8B DEPT/ROOM ID (WALL MOUNTED @ SINGLE DOOR)

433 Security, Fire & Emergency Management

W8B DEPT/ROOM ID (WALL MOUNTED @ SINGLE DOOR) - ALT LAYOUT

422 Department of Law, Police Science and Criminal Justice Administration

W8C DEPT/ROOM ID (@ GLASS TRANSOM)


610 Conference Room

W8D WALL MOUNTED DEPT/ROOM ID (@ SINGLE DOOR)

601 Faculty Services, Marketing & Communications and Public Affairs

W8E WALL MOUNTED DEPT/ROOM ID (@ SINGLE DOOR)


SCALE 1-1/2" = 1'-0"



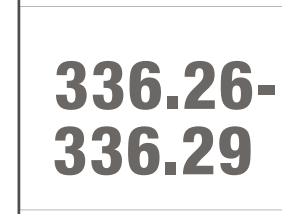
W9A OVERHEAD DIRECTIONAL ON WALL




W10 RESTROOM FLAG



W9B OVERHEAD DIRECTIONAL ON GLASS TRANSOM (LEFT)



W11 FLAG (ROOM ID)



W9C OVERHEAD DIRECTIONAL ON GLASS TRANSOM (RIGHT)



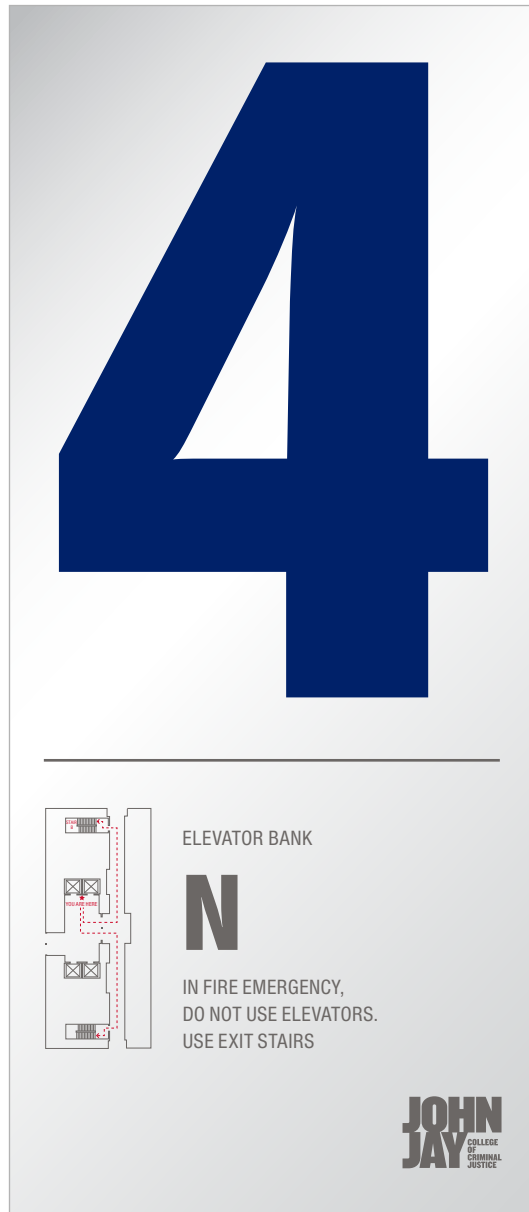
W12 RECYCLING FLAG

LOCKERS

W13
AREA IDENTIFICATION

SCALE 1-1/2" = 1'-0"

SIGN FAMILY - WAYFINDING



C1 ELEVATOR EGRESS

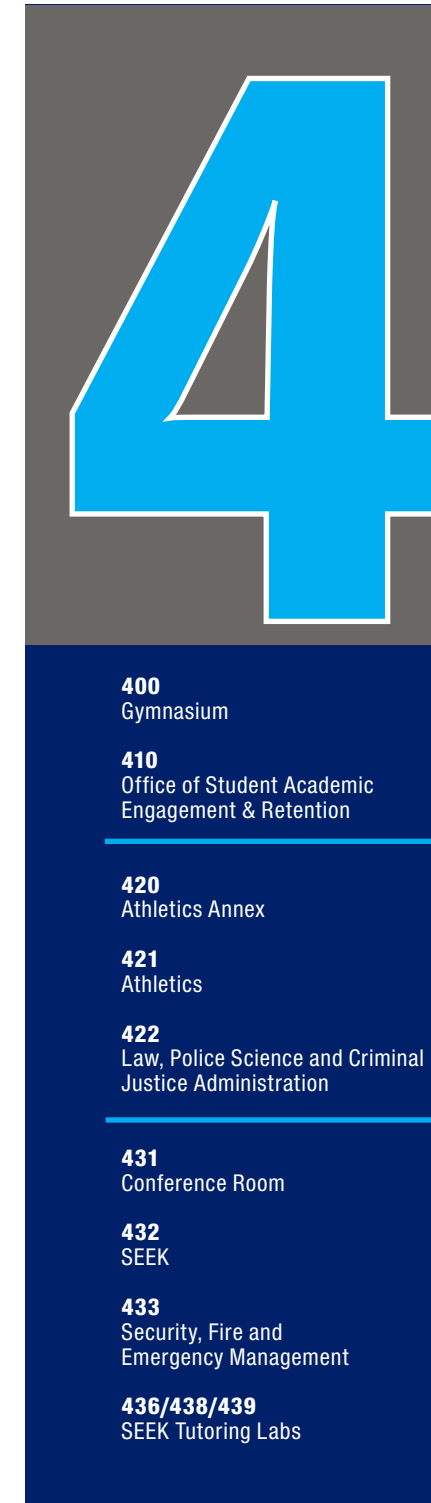
SCALE 1-1/2" = 1'-0"



C1A ELEVATOR EGRESS @ SERVICE ELEVATORS

6	Criminal Justice and Criminal Justice PhD External Affairs Faculty Services Office of Institutional Advancement Legal Counsel	Marketing & Communications Office of Chief Diversity Officer/ Title IX Coordinator Office of the President Office of the Provost Tennis Court
5	Academic Programs Dispute Resolution Center Public Management Sociology	
4	Athletics Gymnasium Law, Police Science and Criminal Justice Administration Office of Student Academic Engagement & Retention Security, Fire and Emergency Management SEEK Department and Tutoring Labs	
3	Art and Music Communications and Theater Arts Institutional Effectiveness Fitness Center and Locker Rooms Teaching and Learning Center Theater and Event Support Services	
2	Completion for Upperclass Student Program Classrooms Faculty Senate Office Jay Walk Military and Veteran Services Shared Adjunct Rooms Student Research and Creativity Walkway to the New Building	
1	AUTHORIZED ACCESS ONLY Library Study Rooms	
L	Computer Lab Library Special Collections	
C	GWL Theater Backstage Pool and Lockers Print Shop	Walkway to the New Building

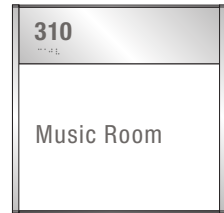
C2 BUILDING DIRECTORY




C3 FLOOR DIRECTORY

SCALE 1" = 1'-0"


ROOM IDENTIFICATION AND LIFE SAFETY



R1 ROOM ID



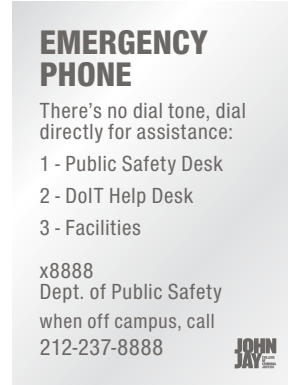
R2 CONFERENCE ROOM ID



R3 OFFICE ID



R4 CLASSROOM ID



L1 EMERGENCY INFORMATION



L2A MAXIMUM OCCUPANCY



L2B ELECTRONIC SURVEILLANCE



All are welcome to use the facility that best fits their gender identity.

R5 RESTROOM



All are welcome to use the facility that best fits their gender identity.

R5A ALL GENDER RESTROOM



R6 UTILITY/STORAGE ID



All are welcome to use the facility that best fits their gender identity.

R7 LOCKER ROOM ID




All are welcome to use the facility that best fits their gender identity.

R8 ALL GENDER LOCKER ID



All are welcome to use the facility that best fits their gender identity.

R9 LOCKER ID



L3A SMALL REGULATORY



L3B MEDIUM REGULATORY



L3C SMOKE FREE CAMPUS



S8 EMERGENCY EXIT DOOR BAND



L4 FIRE REGULATORY



L5 LARGE REGULATORY



L6 NO STORAGE



L7 ELEVATOR MACHINE ROOM

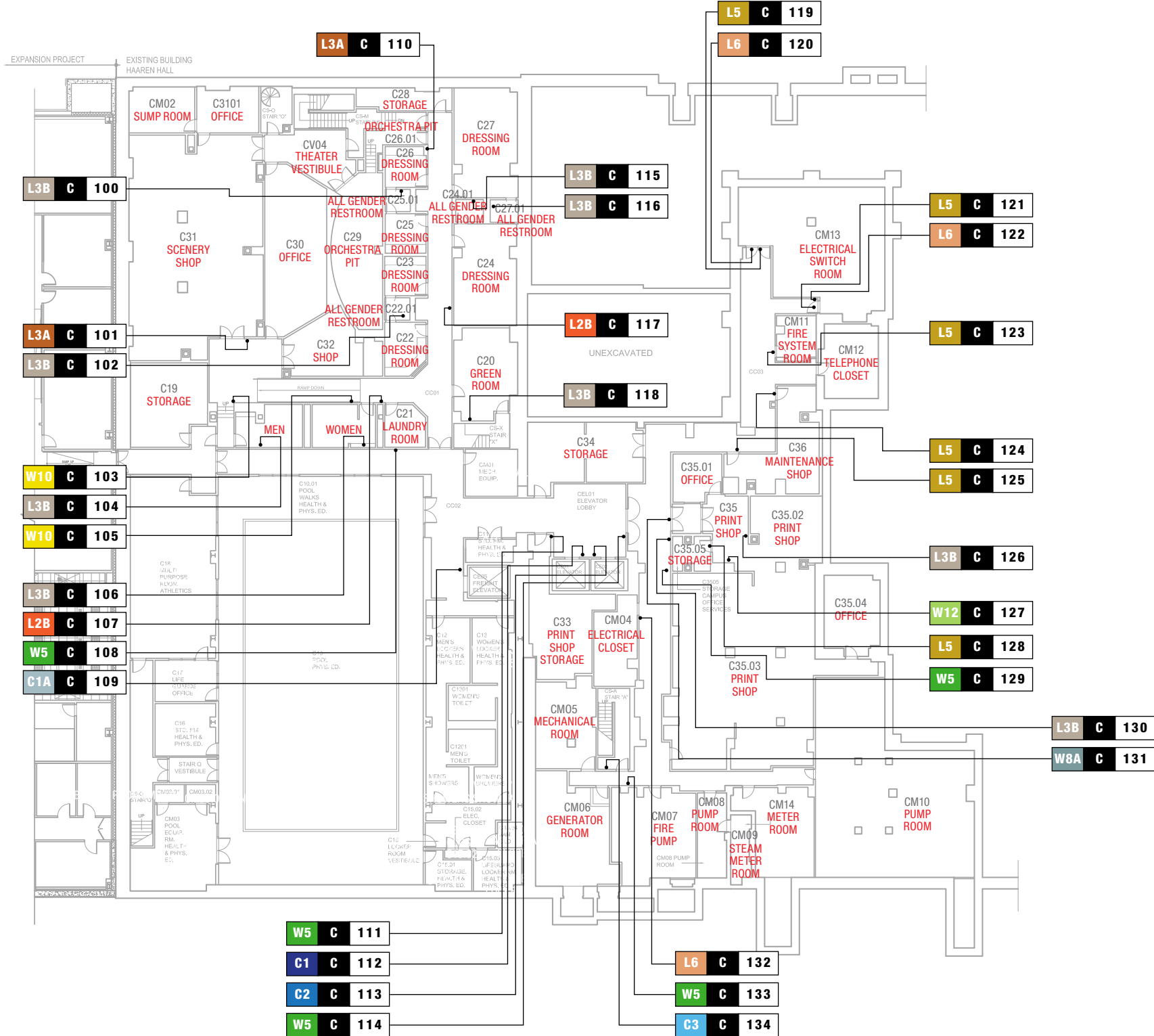
SCALE 1-1/2" = 1'-0"

SIGN LOCATION PLANS

HAAREN HALL BUILDING
JOHN JAY COLLEGE OF CRIMINAL JUSTICE

SIGNAGE & WAYFINDING | ISSUED FOR BID - ADDENDUM 1

SIGN LOCATION PLAN - CELLAR WAYFINDING AND LIFE SAFETY

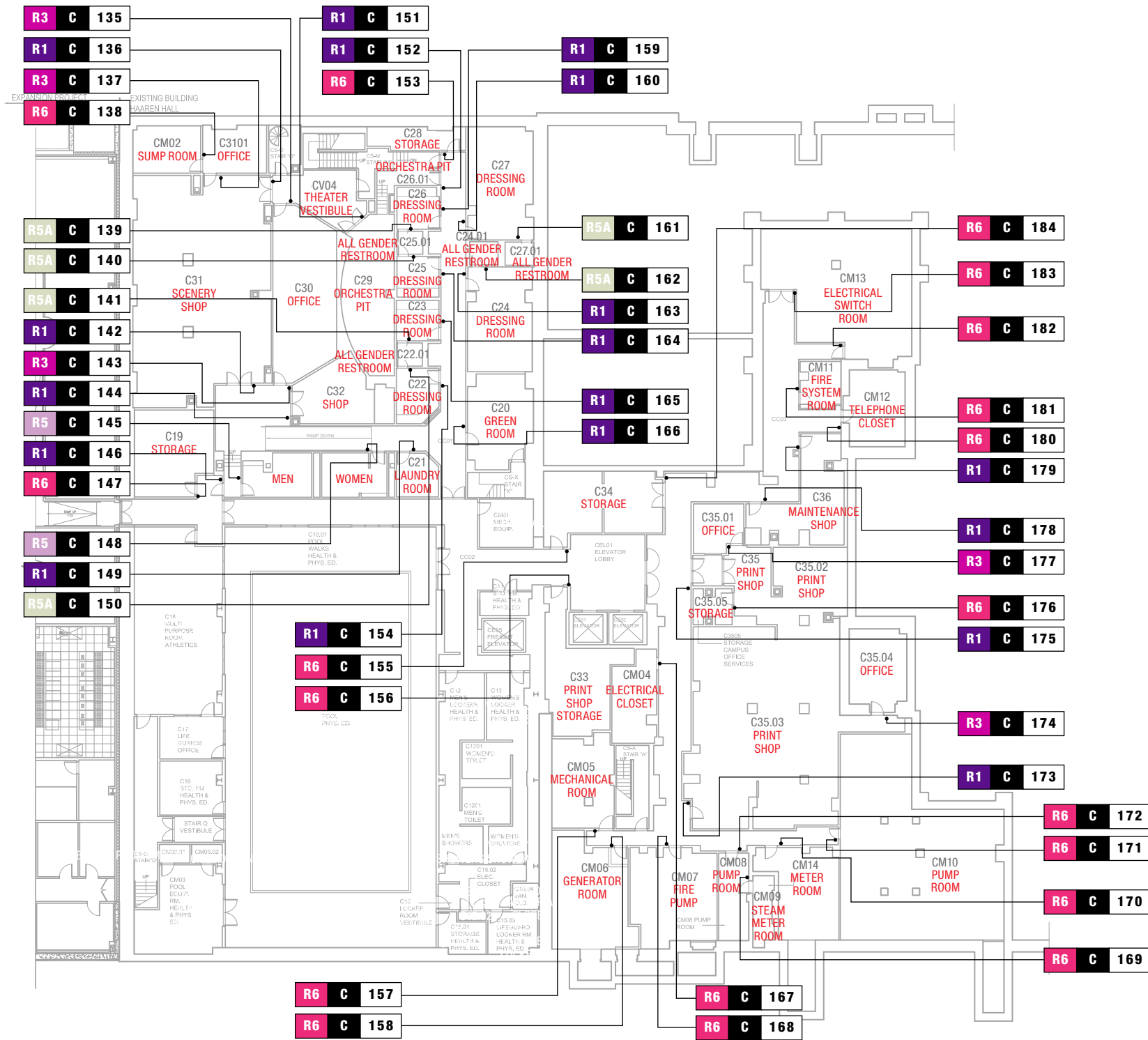


SIGN SYMBOL	SIGN TYPE	DESCRIPTION
[Blue Box]	C1	FLOOR ID W/ELEVATOR EGRESS
[Light Blue Box]	C1A	ELEVATOR EGRESS
[Dark Blue Box]	C2	BUILDING DIRECTORY
[Light Blue Box]	C3	FLOOR DIRECTORY
[Brown Box]	L1	EMERGENCY INFORMATION
[Orange Box]	L2A	MAXIMUM OCCUPANCY
[Red Box]	L2B	ELECTRONIC SURVEILLANCE
[Light Brown Box]	L3A	SMALL REGULATORY
[Light Brown Box]	L3B	MED REGULATORY/NO SMOKING
[Green Box]	L3C	SMOKE FREE CAMPUS
[Red Box]	L4	FIRE REGULATORY
[Yellow Box]	L5	LARGE REGULATORY
[Orange Box]	L6	FIRE REGULATORY/NO STORAGE PERMITTED
[Grey Box]	L7	ELEVATOR MACHINE ROOM
[Purple Box]	R1	ROOM ID
[Purple Box]	R2	CONFERENCE ROOM ID
[Pink Box]	R3	OFFICE ID
[Purple Box]	R4	CLASSROOM ID
[Purple Box]	R5	RESTROOM
[Light Green Box]	R5A	ALL GENDER RESTROOM
[Pink Box]	R6	UTILITY/STORAGE ROOM ID
[Blue Box]	R7	LOCKER ROOM ID
[Green Box]	R8	ALL GENDER LOCKER ROOM ID
[Light Green Box]	R9	LOCKER ID
[Red Box]	S8	EMERGENCY EXIT DOOR BAND
[Light Blue Box]	W4	FLOOR DIRECTIONAL
[Green Box]	W5	CORRIDOR DIRECTIONAL
[Light Blue Box]	W8A	DEPT/ROOM ID @ DOUBLE DOORS
[Light Blue Box]	W8B	DEPT/ROOM ID @ SINGLE DOORS
[Dark Green Box]	W8C	DEPT/ROOM ID @ GLASS TRANSOM
[Light Blue Box]	W8D	DEPT/ROOM ID @ SINGLE DOOR
[Light Blue Box]	W8E	DEPT/ROOM ID @ SINGLE DOOR
[Light Blue Box]	W9A	OVERHEAD DIRECTIONAL - WALL MOUNTED
[Light Blue Box]	W9B	OVERHEAD DIRECTIONAL @ GLASS TRANSOM
[Light Blue Box]	W9C	OVERHEAD DIRECTIONAL @ GLASS TRANSOM
[Yellow Box]	W10	RESTROOM FLAG
[Pink Box]	W11	DEPT/DIRECTIONAL FLAG
[Light Green Box]	W12	RECYCLING FLAG
[Light Blue Box]	W13	AREA IDENTIFICATION

SIGN LOCATION LEGEND



SIGN LOCATION PLAN - CELLAR ROOM IDENTIFICATION

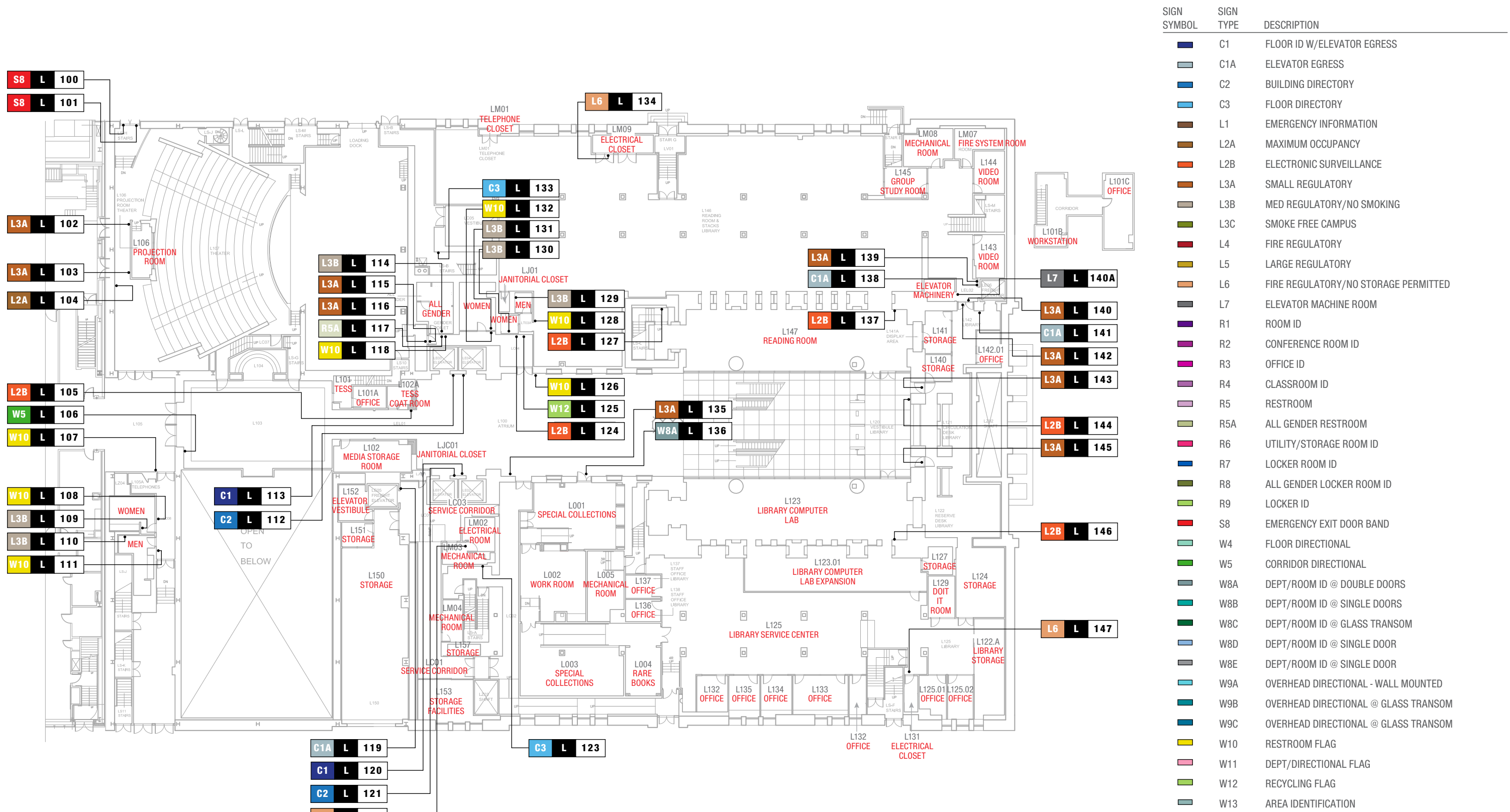


SIGN SYMBOL	SIGN TYPE	DESCRIPTION
	C1	FLOOR ID W/ELEVATOR EGRESS
	C1A	ELEVATOR EGRESS
	C2	BUILDING DIRECTORY
	C3	FLOOR DIRECTORY
	L1	EMERGENCY INFORMATION
	L2A	MAXIMUM OCCUPANCY
	L2B	ELECTRONIC SURVEILLANCE
	L3A	SMALL REGULATORY
	L3B	MED REGULATORY/NO SMOKING
	L3C	SMOKE FREE CAMPUS
	L4	FIRE REGULATORY
	L5	LARGE REGULATORY
	L6	FIRE REGULATORY/NO STORAGE PERMITTED
	L7	ELEVATOR MACHINE ROOM
	R1	ROOM ID
	R2	CONFERENCE ROOM ID
	R3	OFFICE ID
	R4	CLASSROOM ID
	R5	RESTROOM
	R5A	ALL GENDER RESTROOM
	R6	UTILITY/STORAGE ROOM ID
	R7	LOCKER ROOM ID
	R8	ALL GENDER LOCKER ROOM ID
	R9	LOCKER ID
	S8	EMERGENCY EXIT DOOR BAND
	W4	FLOOR DIRECTIONAL
	W5	CORRIDOR DIRECTIONAL
	W8A	DEPT/ROOM ID @ DOUBLE DOORS
	W8B	DEPT/ROOM ID @ SINGLE DOORS
	W8C	DEPT/ROOM ID @ GLASS TRANSOM
	W8D	DEPT/ROOM ID @ SINGLE DOOR
	W8E	DEPT/ROOM ID @ SINGLE DOOR
	W9A	OVERHEAD DIRECTIONAL - WALL MOUNTED
	W9B	OVERHEAD DIRECTIONAL @ GLASS TRANSOM
	W9C	OVERHEAD DIRECTIONAL @ GLASS TRANSOM
	W10	RESTROOM FLAG
	W11	DEPT/DIRECTIONAL FLAG
	W12	RECYCLING FLAG
	W13	AREA IDENTIFICATION

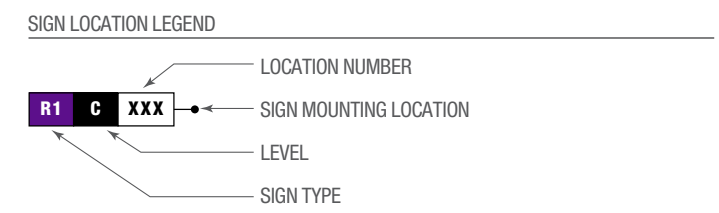
SIGN LOCATION LEGEND



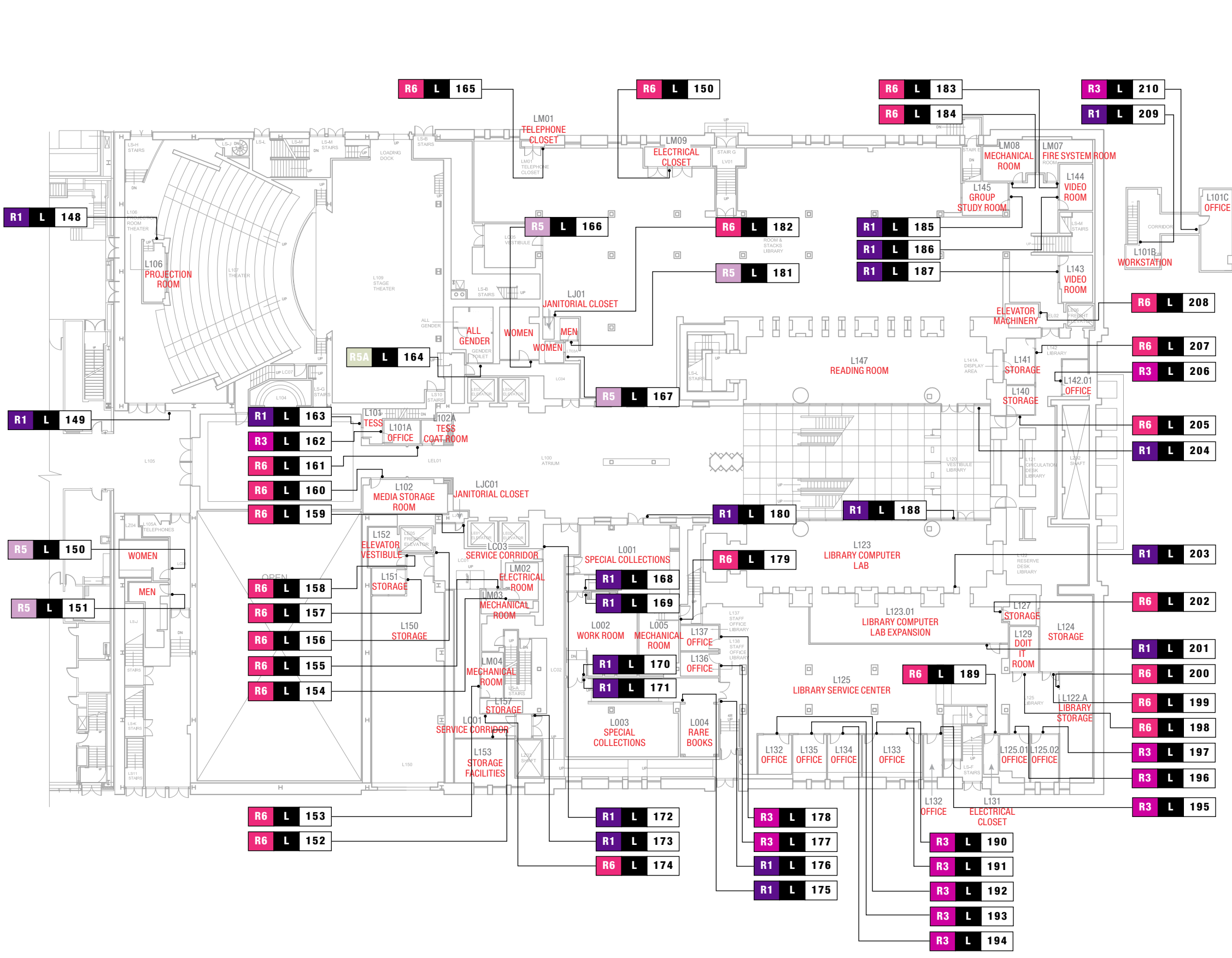
SIGN LOCATION PLAN - FLOOR L WAYFINDING AND LIFE SAFETY



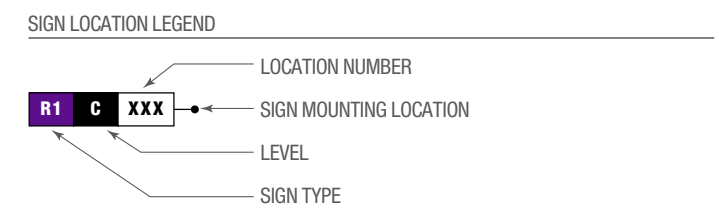
SIGN SYMBOL	SIGN TYPE	DESCRIPTION
	C1	FLOOR ID W/ELEVATOR EGRESS
	C1A	ELEVATOR EGRESS
	C2	BUILDING DIRECTORY
	C3	FLOOR DIRECTORY
	L1	EMERGENCY INFORMATION
	L2A	MAXIMUM OCCUPANCY
	L2B	ELECTRONIC SURVEILLANCE
	L3A	SMALL REGULATORY
	L3B	MED REGULATORY/NO SMOKING
	L3C	SMOKE FREE CAMPUS
	L4	FIRE REGULATORY
	L5	LARGE REGULATORY
	L6	FIRE REGULATORY/NO STORAGE PERMITTED
	L7	ELEVATOR MACHINE ROOM
	R1	ROOM ID
	R2	CONFERENCE ROOM ID
	R3	OFFICE ID
	R4	CLASSROOM ID
	R5	RESTROOM
	R5A	ALL GENDER RESTROOM
	R6	UTILITY/STORAGE ROOM ID
	R7	LOCKER ROOM ID
	R8	ALL GENDER LOCKER ROOM ID
	R9	LOCKER ID
	S8	EMERGENCY EXIT DOOR BAND
	W4	FLOOR DIRECTIONAL
	W5	CORRIDOR DIRECTIONAL
	W8A	DEPT/ROOM ID @ DOUBLE DOORS
	W8B	DEPT/ROOM ID @ SINGLE DOORS
	W8C	DEPT/ROOM ID @ GLASS TRANSOM
	W8D	DEPT/ROOM ID @ SINGLE DOOR
	W8E	DEPT/ROOM ID @ SINGLE DOOR
	W9A	OVERHEAD DIRECTIONAL - WALL MOUNTED
	W9B	OVERHEAD DIRECTIONAL @ GLASS TRANSOM
	W9C	OVERHEAD DIRECTIONAL @ GLASS TRANSOM
	W10	RESTROOM FLAG
	W11	DEPT/DIRECTIONAL FLAG
	W12	RECYCLING FLAG
	W13	AREA IDENTIFICATION



SIGN LOCATION PLAN - FLOOR L ROOM IDENTIFICATION

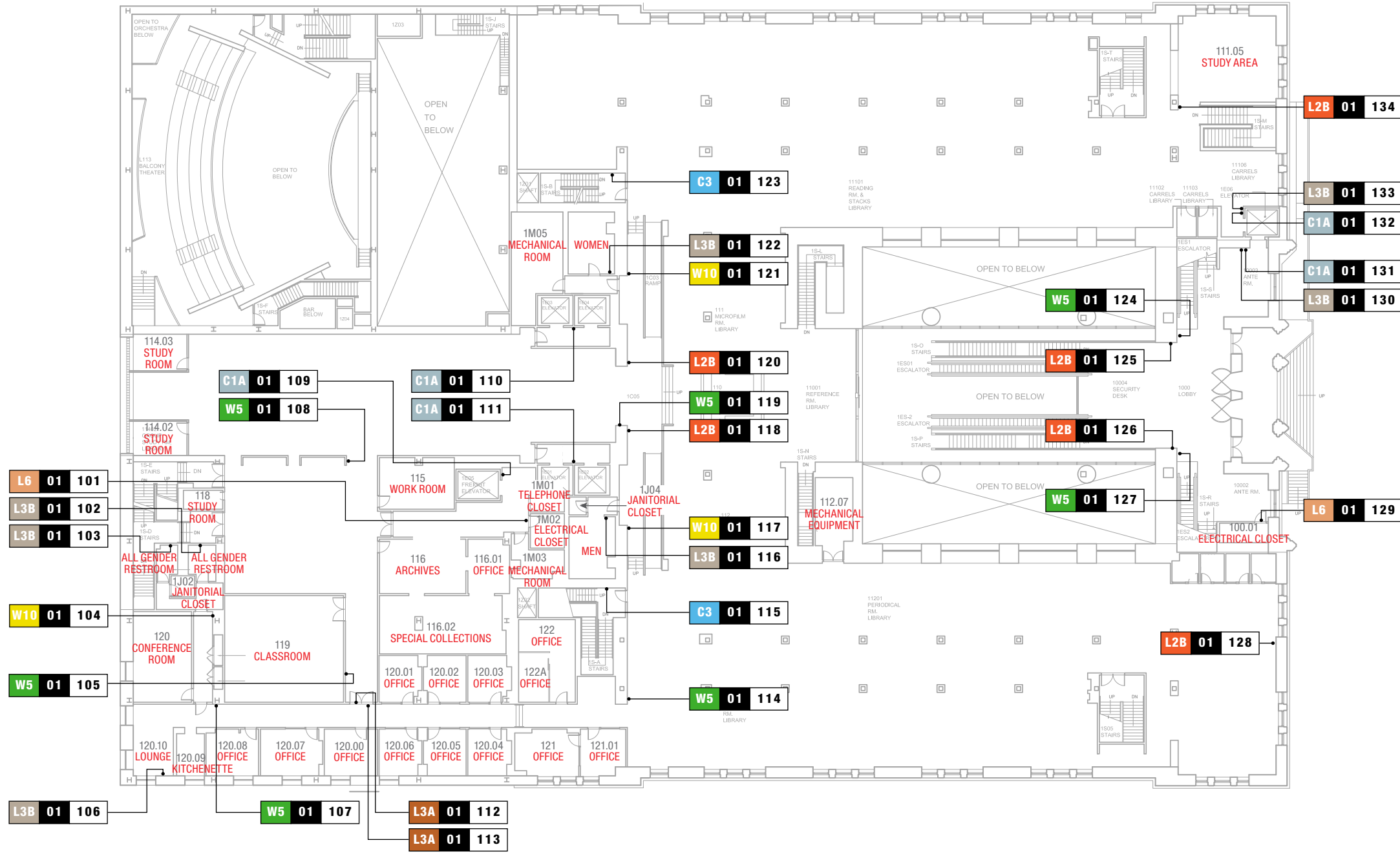


SIGN SYMBOL	SIGN TYPE	DESCRIPTION
[Blue Box]	C1	FLOOR ID W/ELEVATOR EGRESS
[Light Blue Box]	C1A	ELEVATOR EGRESS
[Dark Blue Box]	C2	BUILDING DIRECTORY
[Light Blue Box]	C3	FLOOR DIRECTORY
[Brown Box]	L1	EMERGENCY INFORMATION
[Orange Box]	L2A	MAXIMUM OCCUPANCY
[Light Orange Box]	L2B	ELECTRONIC SURVEILLANCE
[Light Brown Box]	L3A	SMALL REGULATORY
[Light Brown Box]	L3B	MED REGULATORY/NO SMOKING
[Light Green Box]	L3C	SMOKE FREE CAMPUS
[Red Box]	L4	FIRE REGULATORY
[Yellow Box]	L5	LARGE REGULATORY
[Light Orange Box]	L6	FIRE REGULATORY/NO STORAGE PERMITTED
[Grey Box]	L7	ELEVATOR MACHINE ROOM
[Purple Box]	R1	ROOM ID
[Dark Purple Box]	R2	CONFERENCE ROOM ID
[Pink Box]	R3	OFFICE ID
[Light Purple Box]	R4	CLASSROOM ID
[Light Purple Box]	R5	RESTROOM
[Light Green Box]	R5A	ALL GENDER RESTROOM
[Pink Box]	R6	UTILITY/STORAGE ROOM ID
[Blue Box]	R7	LOCKER ROOM ID
[Light Green Box]	R8	ALL GENDER LOCKER ROOM ID
[Light Green Box]	R9	LOCKER ID
[Red Box]	S8	EMERGENCY EXIT DOOR BAND
[Light Blue Box]	W4	FLOOR DIRECTIONAL
[Light Green Box]	W5	CORRIDOR DIRECTIONAL
[Light Blue Box]	W8A	DEPT/ROOM ID @ DOUBLE DOORS
[Light Blue Box]	W8B	DEPT/ROOM ID @ SINGLE DOORS
[Light Blue Box]	W8C	DEPT/ROOM ID @ GLASS TRANSOM
[Light Blue Box]	W8D	DEPT/ROOM ID @ SINGLE DOOR
[Light Blue Box]	W8E	DEPT/ROOM ID @ SINGLE DOOR
[Light Blue Box]	W9A	OVERHEAD DIRECTIONAL - WALL MOUNTED
[Light Blue Box]	W9B	OVERHEAD DIRECTIONAL @ GLASS TRANSOM
[Light Blue Box]	W9C	OVERHEAD DIRECTIONAL @ GLASS TRANSOM
[Yellow Box]	W10	RESTROOM FLAG
[Light Blue Box]	W11	DEPT/DIRECTIONAL FLAG
[Light Green Box]	W12	RECYCLING FLAG
[Light Blue Box]	W13	AREA IDENTIFICATION



SIGN LOCATION PLAN - FLOOR 1 WAYFINDING AND LIFE SAFETY

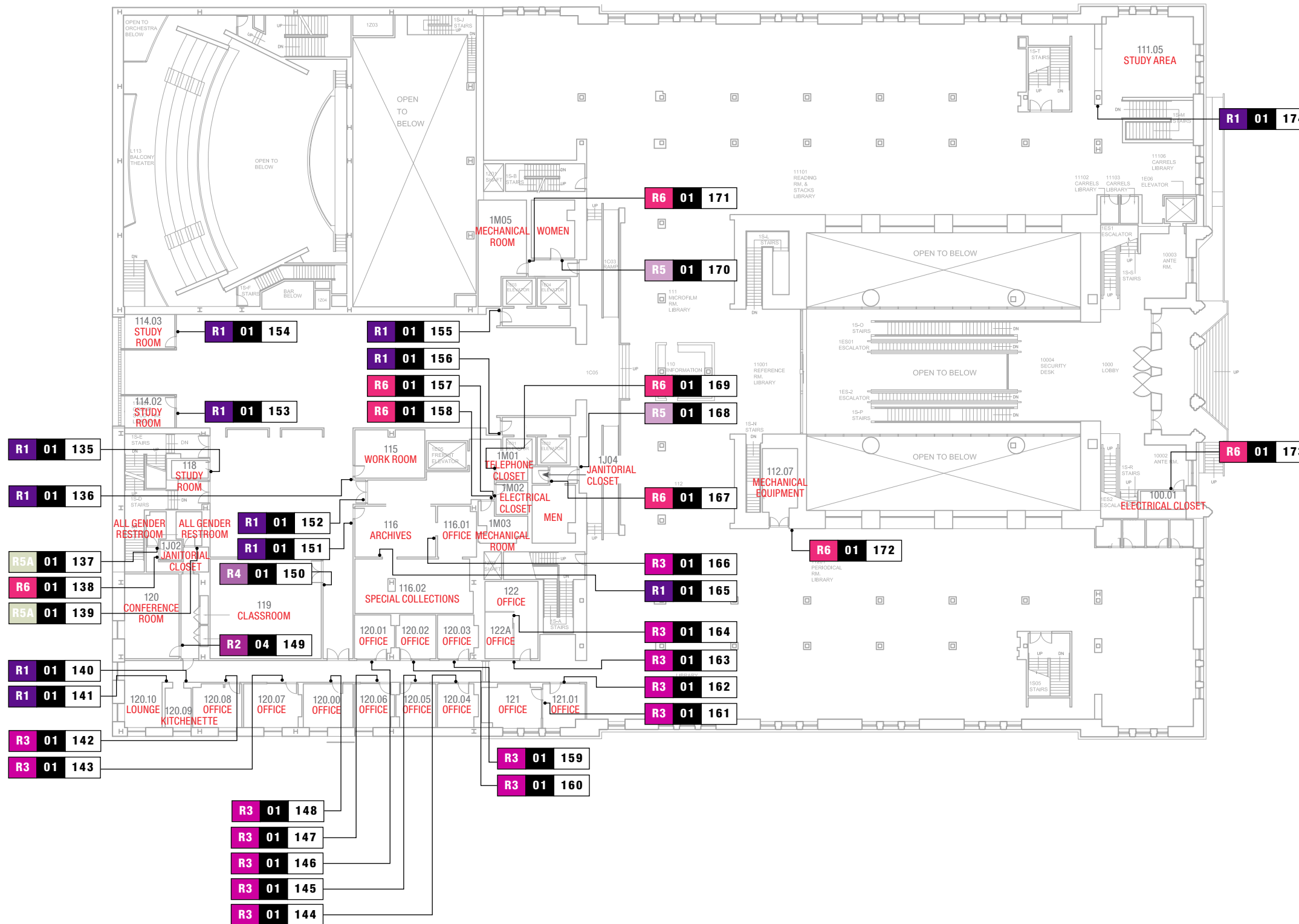
SIGN SYMBOL	SIGN TYPE	DESCRIPTION
	C1	FLOOR ID W/ELEVATOR EGRESS
	C1A	ELEVATOR EGRESS
	C2	BUILDING DIRECTORY
	C3	FLOOR DIRECTORY
	L1	EMERGENCY INFORMATION
	L2A	MAXIMUM OCCUPANCY
	L2B	ELECTRONIC SURVEILLANCE
	L3A	SMALL REGULATORY
	L3B	MED REGULATORY/NO SMOKING
	L3C	SMOKE FREE CAMPUS
	L4	FIRE REGULATORY
	L5	LARGE REGULATORY
	L6	FIRE REGULATORY/NO STORAGE PERMITTED
	L7	ELEVATOR MACHINE ROOM
	R1	ROOM ID
	R2	CONFERENCE ROOM ID
	R3	OFFICE ID
	R4	CLASSROOM ID
	R5	RESTROOM
	R5A	ALL GENDER RESTROOM
	R6	UTILITY/STORAGE ROOM ID
	R7	LOCKER ROOM ID
	R8	ALL GENDER LOCKER ROOM ID
	R9	LOCKER ID
	S8	EMERGENCY EXIT DOOR BAND
	W4	FLOOR DIRECTIONAL
	W5	CORRIDOR DIRECTIONAL
	W8A	DEPT/ROOM ID @ DOUBLE DOORS
	W8B	DEPT/ROOM ID @ SINGLE DOORS
	W8C	DEPT/ROOM ID @ GLASS TRANSOM
	W8D	DEPT/ROOM ID @ SINGLE DOOR
	W8E	DEPT/ROOM ID @ SINGLE DOOR
	W9A	OVERHEAD DIRECTIONAL - WALL MOUNTED
	W9B	OVERHEAD DIRECTIONAL @ GLASS TRANSOM
	W9C	OVERHEAD DIRECTIONAL @ GLASS TRANSOM
	W10	RESTROOM FLAG
	W11	DEPT/DIRECTIONAL FLAG
	W12	RECYCLING FLAG
	W13	AREA IDENTIFICATION



SIGN LOCATION LEGEND

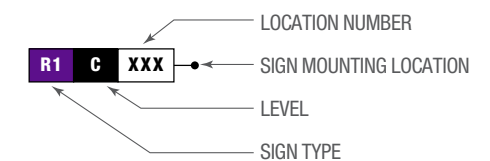


SIGN LOCATION PLAN - FLOOR 1 ROOM IDENTIFICATION

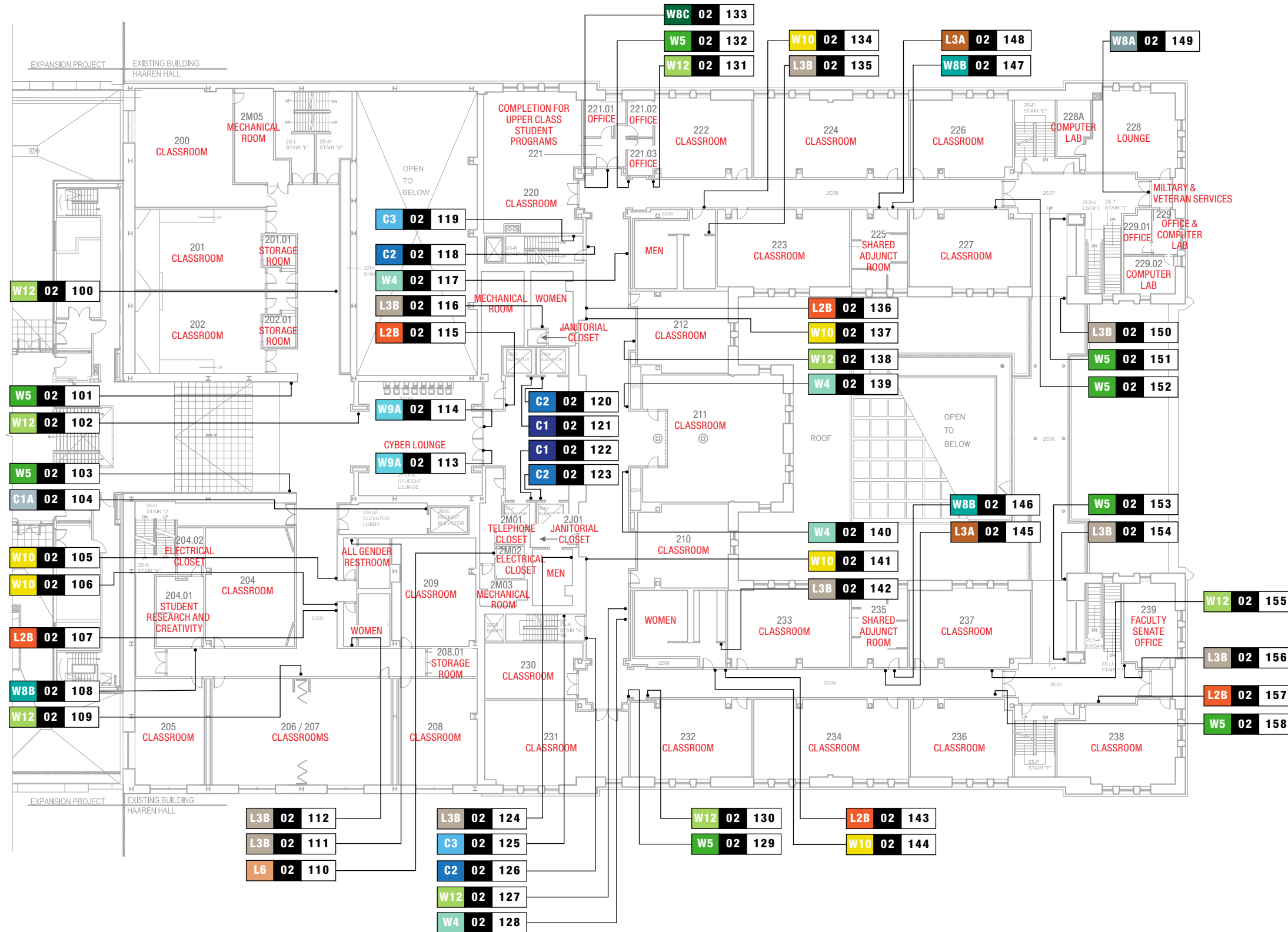


SIGN SYMBOL	SIGN TYPE	DESCRIPTION
[Blue Box]	C1	FLOOR ID W/ELEVATOR EGRESS
[Light Blue Box]	C1A	ELEVATOR EGRESS
[Dark Blue Box]	C2	BUILDING DIRECTORY
[Light Blue Box]	C3	FLOOR DIRECTORY
[Brown Box]	L1	EMERGENCY INFORMATION
[Orange Box]	L2A	MAXIMUM OCCUPANCY
[Red Box]	L2B	ELECTRONIC SURVEILLANCE
[Light Brown Box]	L3A	SMALL REGULATORY
[Grey Box]	L3B	MED REGULATORY/NO SMOKING
[Green Box]	L3C	SMOKE FREE CAMPUS
[Red Box]	L4	FIRE REGULATORY
[Yellow Box]	L5	LARGE REGULATORY
[Orange Box]	L6	FIRE REGULATORY/NO STORAGE PERMITTED
[Dark Grey Box]	L7	ELEVATOR MACHINE ROOM
[Purple Box]	R1	ROOM ID
[Dark Purple Box]	R2	CONFERENCE ROOM ID
[Pink Box]	R3	OFFICE ID
[Light Purple Box]	R4	CLASSROOM ID
[Light Purple Box]	R5	RESTROOM
[Light Green Box]	R5A	ALL GENDER RESTROOM
[Pink Box]	R6	UTILITY/STORAGE ROOM ID
[Blue Box]	R7	LOCKER ROOM ID
[Green Box]	R8	ALL GENDER LOCKER ROOM ID
[Light Green Box]	R9	LOCKER ID
[Red Box]	S8	EMERGENCY EXIT DOOR BAND
[Light Green Box]	W4	FLOOR DIRECTIONAL
[Green Box]	W5	CORRIDOR DIRECTIONAL
[Dark Grey Box]	W8A	DEPT/ROOM ID @ DOUBLE DOORS
[Light Blue Box]	W8B	DEPT/ROOM ID @ SINGLE DOORS
[Dark Green Box]	W8C	DEPT/ROOM ID @ GLASS TRANSOM
[Light Blue Box]	W8D	DEPT/ROOM ID @ SINGLE DOOR
[Dark Grey Box]	W8E	DEPT/ROOM ID @ SINGLE DOOR
[Light Blue Box]	W9A	OVERHEAD DIRECTIONAL - WALL MOUNTED
[Light Blue Box]	W9B	OVERHEAD DIRECTIONAL @ GLASS TRANSOM
[Light Blue Box]	W9C	OVERHEAD DIRECTIONAL @ GLASS TRANSOM
[Yellow Box]	W10	RESTROOM FLAG
[Pink Box]	W11	DEPT/DIRECTIONAL FLAG
[Light Green Box]	W12	RECYCLING FLAG
[Light Green Box]	W13	AREA IDENTIFICATION

SIGN LOCATION LEGEND



SIGN LOCATION PLAN - FLOOR 2 WAYFINDING AND LIFE SAFETY

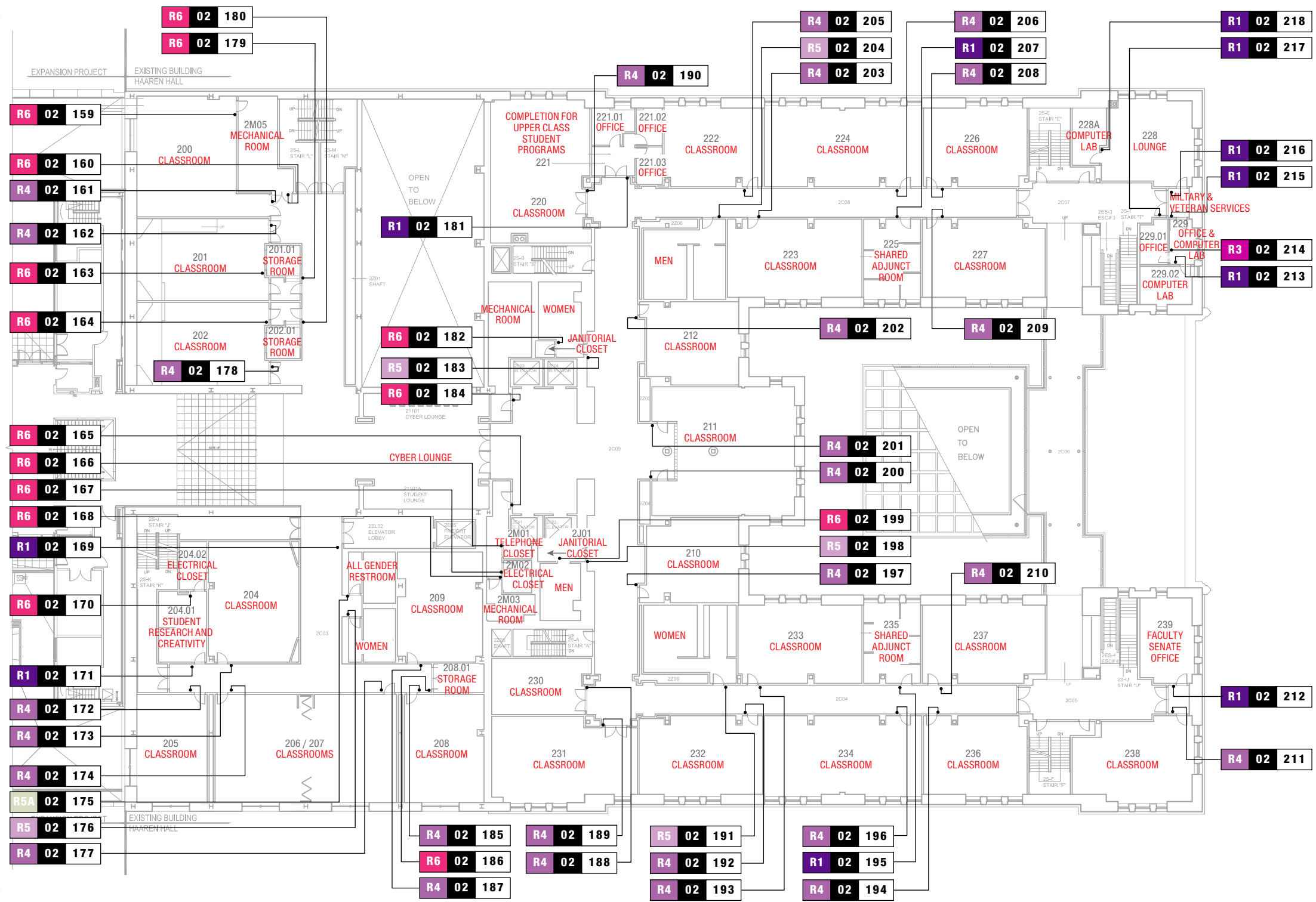


SIGN SYMBOL	SIGN TYPE	DESCRIPTION
[Blue Box]	C1	FLOOR ID W/ELEVATOR EGRESS
[Light Blue Box]	C1A	ELEVATOR EGRESS
[Dark Blue Box]	C2	BUILDING DIRECTORY
[Light Blue Box]	C3	FLOOR DIRECTORY
[Brown Box]	L1	EMERGENCY INFORMATION
[Orange Box]	L2A	MAXIMUM OCCUPANCY
[Red Box]	L2B	ELECTRONIC SURVEILLANCE
[Light Brown Box]	L3A	SMALL REGULATORY
[Dark Brown Box]	L3B	MED REGULATORY/NO SMOKING
[Green Box]	L3C	SMOKE FREE CAMPUS
[Red Box]	L4	FIRE REGULATORY
[Yellow Box]	L5	LARGE REGULATORY
[Orange Box]	L6	FIRE REGULATORY/NO STORAGE PERMITTED
[Grey Box]	L7	ELEVATOR MACHINE ROOM
[Purple Box]	R1	ROOM ID
[Pink Box]	R2	CONFERENCE ROOM ID
[Magenta Box]	R3	OFFICE ID
[Light Purple Box]	R4	CLASSROOM ID
[Light Purple Box]	R5	RESTROOM
[Light Green Box]	R5A	ALL GENDER RESTROOM
[Pink Box]	R6	UTILITY/STORAGE ROOM ID
[Blue Box]	R7	LOCKER ROOM ID
[Green Box]	R8	ALL GENDER LOCKER ROOM ID
[Light Green Box]	R9	LOCKER ID
[Red Box]	S8	EMERGENCY EXIT DOOR BAND
[Light Blue Box]	W4	FLOOR DIRECTIONAL
[Green Box]	W5	CORRIDOR DIRECTIONAL
[Dark Blue Box]	W8A	DEPT/ROOM ID @ DOUBLE DOORS
[Light Blue Box]	W8B	DEPT/ROOM ID @ SINGLE DOORS
[Dark Blue Box]	W8C	DEPT/ROOM ID @ GLASS TRANSOM
[Light Blue Box]	W8D	DEPT/ROOM ID @ SINGLE DOOR
[Dark Blue Box]	W8E	DEPT/ROOM ID @ SINGLE DOOR
[Light Blue Box]	W9A	OVERHEAD DIRECTIONAL - WALL MOUNTED
[Light Blue Box]	W9B	OVERHEAD DIRECTIONAL @ GLASS TRANSOM
[Light Blue Box]	W9C	OVERHEAD DIRECTIONAL @ GLASS TRANSOM
[Yellow Box]	W10	RESTROOM FLAG
[Pink Box]	W11	DEPT/DIRECTIONAL FLAG
[Green Box]	W12	RECYCLING FLAG
[Light Blue Box]	W13	AREA IDENTIFICATION

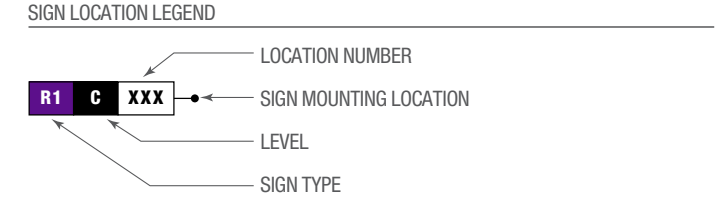
SIGN LOCATION LEGEND



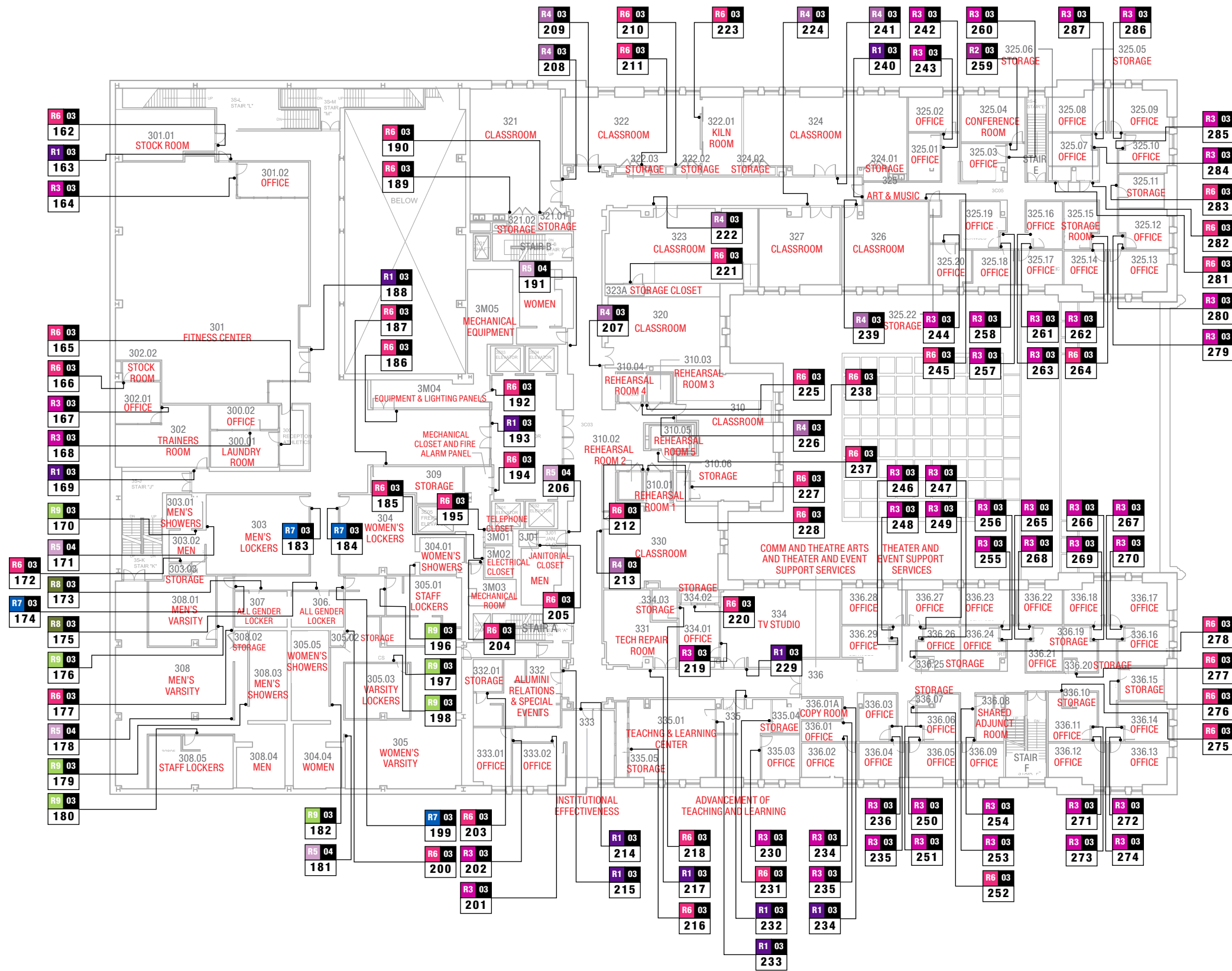
SIGN LOCATION PLAN - FLOOR 2 ROOM IDENTIFICATION



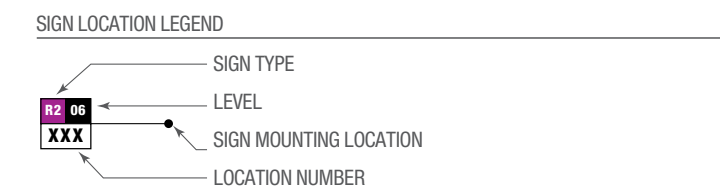
SIGN SYMBOL	SIGN TYPE	DESCRIPTION
[Blue Box]	C1	FLOOR ID W/ELEVATOR EGRESS
[Light Blue Box]	C1A	ELEVATOR EGRESS
[Dark Blue Box]	C2	BUILDING DIRECTORY
[Light Blue Box]	C3	FLOOR DIRECTORY
[Brown Box]	L1	EMERGENCY INFORMATION
[Orange Box]	L2A	MAXIMUM OCCUPANCY
[Red Box]	L2B	ELECTRONIC SURVEILLANCE
[Light Green Box]	L3A	SMALL REGULATORY
[Light Green Box]	L3B	MED REGULATORY/NO SMOKING
[Light Green Box]	L3C	SMOKE FREE CAMPUS
[Red Box]	L4	FIRE REGULATORY
[Yellow Box]	L5	LARGE REGULATORY
[Orange Box]	L6	FIRE REGULATORY/NO STORAGE PERMITTED
[Grey Box]	L7	ELEVATOR MACHINE ROOM
[Purple Box]	R1	ROOM ID
[Purple Box]	R2	CONFERENCE ROOM ID
[Pink Box]	R3	OFFICE ID
[Purple Box]	R4	CLASSROOM ID
[Purple Box]	R5	RESTROOM
[Light Green Box]	R5A	ALL GENDER RESTROOM
[Pink Box]	R6	UTILITY/STORAGE ROOM ID
[Blue Box]	R7	LOCKER ROOM ID
[Green Box]	R8	ALL GENDER LOCKER ROOM ID
[Light Green Box]	R9	LOCKER ID
[Red Box]	S8	EMERGENCY EXIT DOOR BAND
[Light Blue Box]	W4	FLOOR DIRECTIONAL
[Light Green Box]	W5	CORRIDOR DIRECTIONAL
[Light Blue Box]	W8A	DEPT/ROOM ID @ DOUBLE DOORS
[Light Blue Box]	W8B	DEPT/ROOM ID @ SINGLE DOORS
[Light Blue Box]	W8C	DEPT/ROOM ID @ GLASS TRANSOM
[Light Blue Box]	W8D	DEPT/ROOM ID @ SINGLE DOOR
[Light Blue Box]	W8E	DEPT/ROOM ID @ SINGLE DOOR
[Light Blue Box]	W9A	OVERHEAD DIRECTIONAL - WALL MOUNTED
[Light Blue Box]	W9B	OVERHEAD DIRECTIONAL @ GLASS TRANSOM
[Light Blue Box]	W9C	OVERHEAD DIRECTIONAL @ GLASS TRANSOM
[Yellow Box]	W10	RESTROOM FLAG
[Light Green Box]	W11	DEPT/DIRECTIONAL FLAG
[Light Green Box]	W12	RECYCLING FLAG
[Light Green Box]	W13	AREA IDENTIFICATION



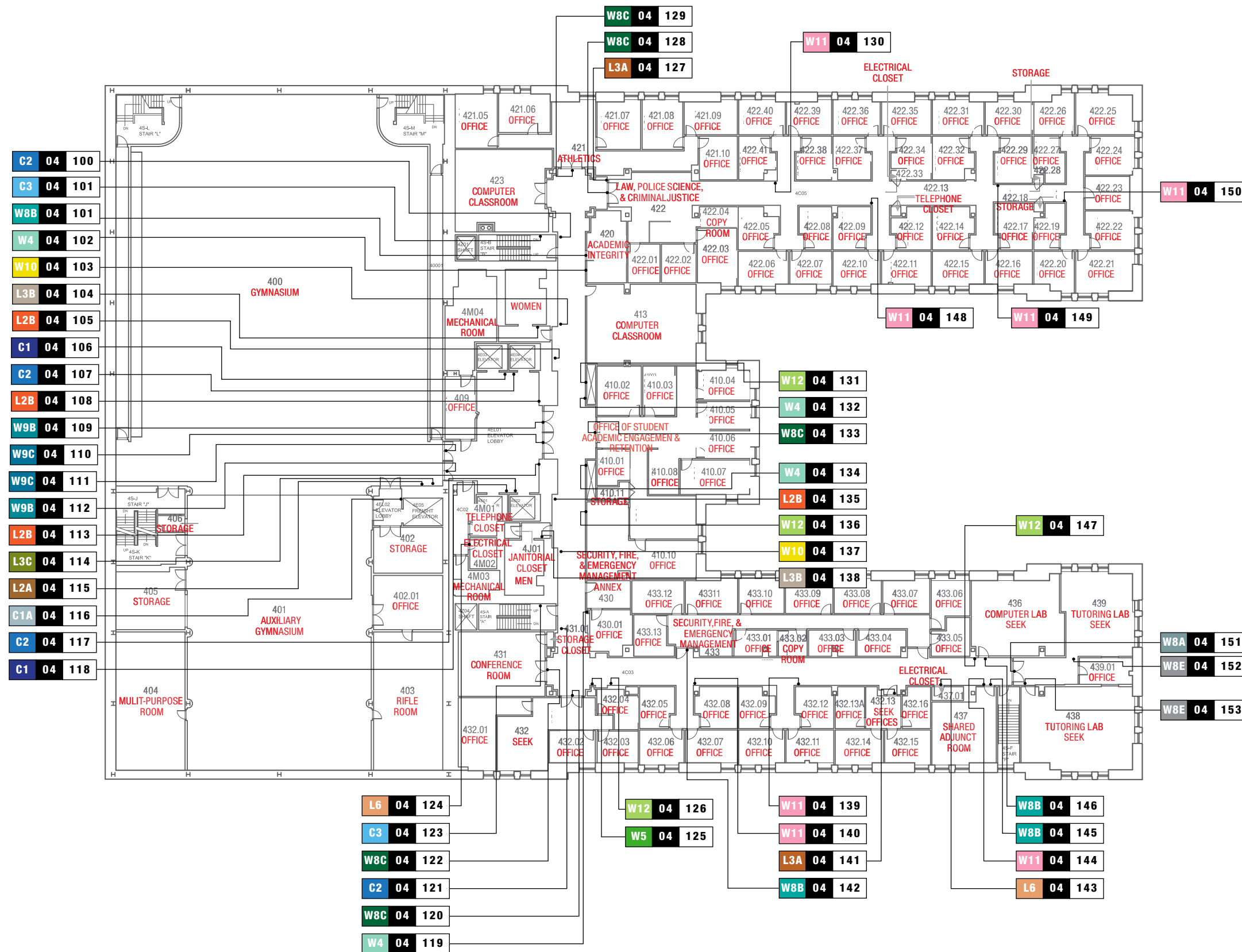
SIGN LOCATION PLAN - FLOOR 3 ROOM IDENTIFICATION



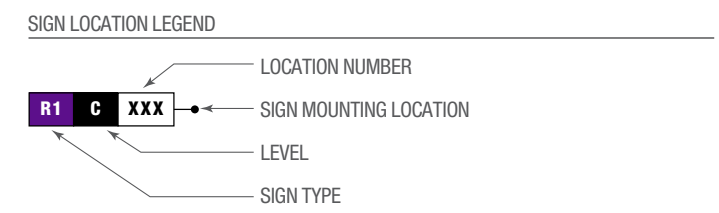
SIGN SYMBOL	SIGN TYPE	DESCRIPTION
	C1	FLOOR ID W/ELEVATOR EGRESS
	C1A	ELEVATOR EGRESS
	C2	BUILDING DIRECTORY
	C3	FLOOR DIRECTORY
	L1	EMERGENCY INFORMATION
	L2A	MAXIMUM OCCUPANCY
	L2B	ELECTRONIC SURVEILLANCE
	L3A	SMALL REGULATORY
	L3B	MED REGULATORY/NO SMOKING
	L3C	SMOKE FREE CAMPUS
	L4	FIRE REGULATORY
	L5	LARGE REGULATORY
	L6	FIRE REGULATORY/NO STORAGE PERMITTED
	L7	ELEVATOR MACHINE ROOM
	R1	ROOM ID
	R2	CONFERENCE ROOM ID
	R3	OFFICE ID
	R4	CLASSROOM ID
	R5	RESTROOM
	R5A	ALL GENDER RESTROOM
	R6	UTILITY/STORAGE ROOM ID
	R7	LOCKER ROOM ID
	R8	ALL GENDER LOCKER ROOM ID
	R9	LOCKER ID
	S8	EMERGENCY EXIT DOOR BAND
	W4	FLOOR DIRECTIONAL
	W5	CORRIDOR DIRECTIONAL
	W8A	DEPT/ROOM ID @ DOUBLE DOORS
	W8B	DEPT/ROOM ID @ SINGLE DOORS
	W8C	DEPT/ROOM ID @ GLASS TRANSOM
	W8D	DEPT/ROOM ID @ SINGLE DOOR
	W8E	DEPT/ROOM ID @ SINGLE DOOR
	W9A	OVERHEAD DIRECTIONAL - WALL MOUNTED
	W9B	OVERHEAD DIRECTIONAL @ GLASS TRANSOM
	W9C	OVERHEAD DIRECTIONAL @ GLASS TRANSOM
	W10	RESTROOM FLAG
	W11	DEPT/DIRECTIONAL FLAG
	W12	RECYCLING FLAG
	W13	AREA IDENTIFICATION



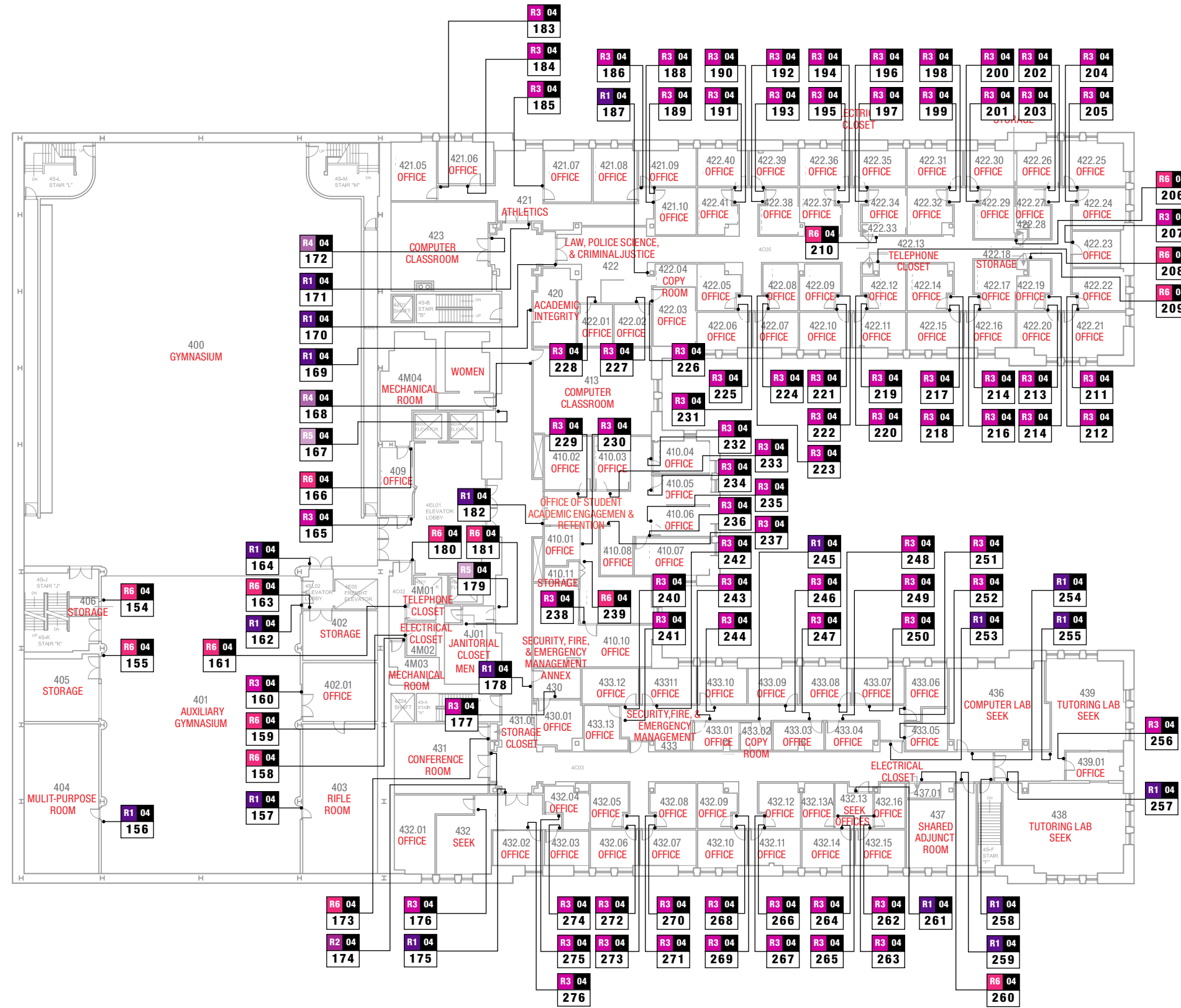
SIGN LOCATION PLAN - FLOOR 4 WAYFINDING AND LIFE SAFETY



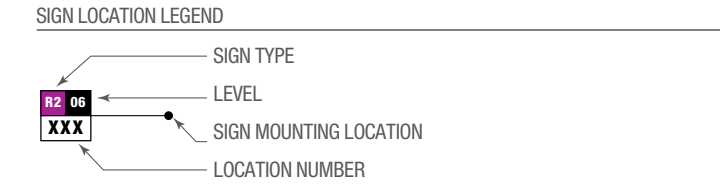
SIGN SYMBOL	SIGN TYPE	DESCRIPTION
[Blue Box]	C1	FLOOR ID W/ELEVATOR EGRESS
[Light Blue Box]	C1A	ELEVATOR EGRESS
[Dark Blue Box]	C2	BUILDING DIRECTORY
[Light Blue Box]	C3	FLOOR DIRECTORY
[Brown Box]	L1	EMERGENCY INFORMATION
[Orange Box]	L2A	MAXIMUM OCCUPANCY
[Red Box]	L2B	ELECTRONIC SURVEILLANCE
[Light Green Box]	L3A	SMALL REGULATORY
[Light Green Box]	L3B	MED REGULATORY/NO SMOKING
[Light Green Box]	L3C	SMOKE FREE CAMPUS
[Red Box]	L4	FIRE REGULATORY
[Yellow Box]	L5	LARGE REGULATORY
[Orange Box]	L6	FIRE REGULATORY/NO STORAGE PERMITTED
[Grey Box]	L7	ELEVATOR MACHINE ROOM
[Purple Box]	R1	ROOM ID
[Purple Box]	R2	CONFERENCE ROOM ID
[Purple Box]	R3	OFFICE ID
[Purple Box]	R4	CLASSROOM ID
[Purple Box]	R5	RESTROOM
[Light Green Box]	R5A	ALL GENDER RESTROOM
[Pink Box]	R6	UTILITY/STORAGE ROOM ID
[Blue Box]	R7	LOCKER ROOM ID
[Green Box]	R8	ALL GENDER LOCKER ROOM ID
[Green Box]	R9	LOCKER ID
[Red Box]	S8	EMERGENCY EXIT DOOR BAND
[Light Blue Box]	W4	FLOOR DIRECTIONAL
[Green Box]	W5	CORRIDOR DIRECTIONAL
[Light Blue Box]	W8A	DEPT/ROOM ID @ DOUBLE DOORS
[Light Blue Box]	W8B	DEPT/ROOM ID @ SINGLE DOORS
[Light Blue Box]	W8C	DEPT/ROOM ID @ GLASS TRANSOM
[Light Blue Box]	W8D	DEPT/ROOM ID @ SINGLE DOOR
[Light Blue Box]	W8E	DEPT/ROOM ID @ SINGLE DOOR
[Light Blue Box]	W9A	OVERHEAD DIRECTIONAL - WALL MOUNTED
[Light Blue Box]	W9B	OVERHEAD DIRECTIONAL @ GLASS TRANSOM
[Light Blue Box]	W9C	OVERHEAD DIRECTIONAL @ GLASS TRANSOM
[Yellow Box]	W10	RESTROOM FLAG
[Pink Box]	W11	DEPT/DIRECTIONAL FLAG
[Light Green Box]	W12	RECYCLING FLAG
[Light Blue Box]	W13	AREA IDENTIFICATION



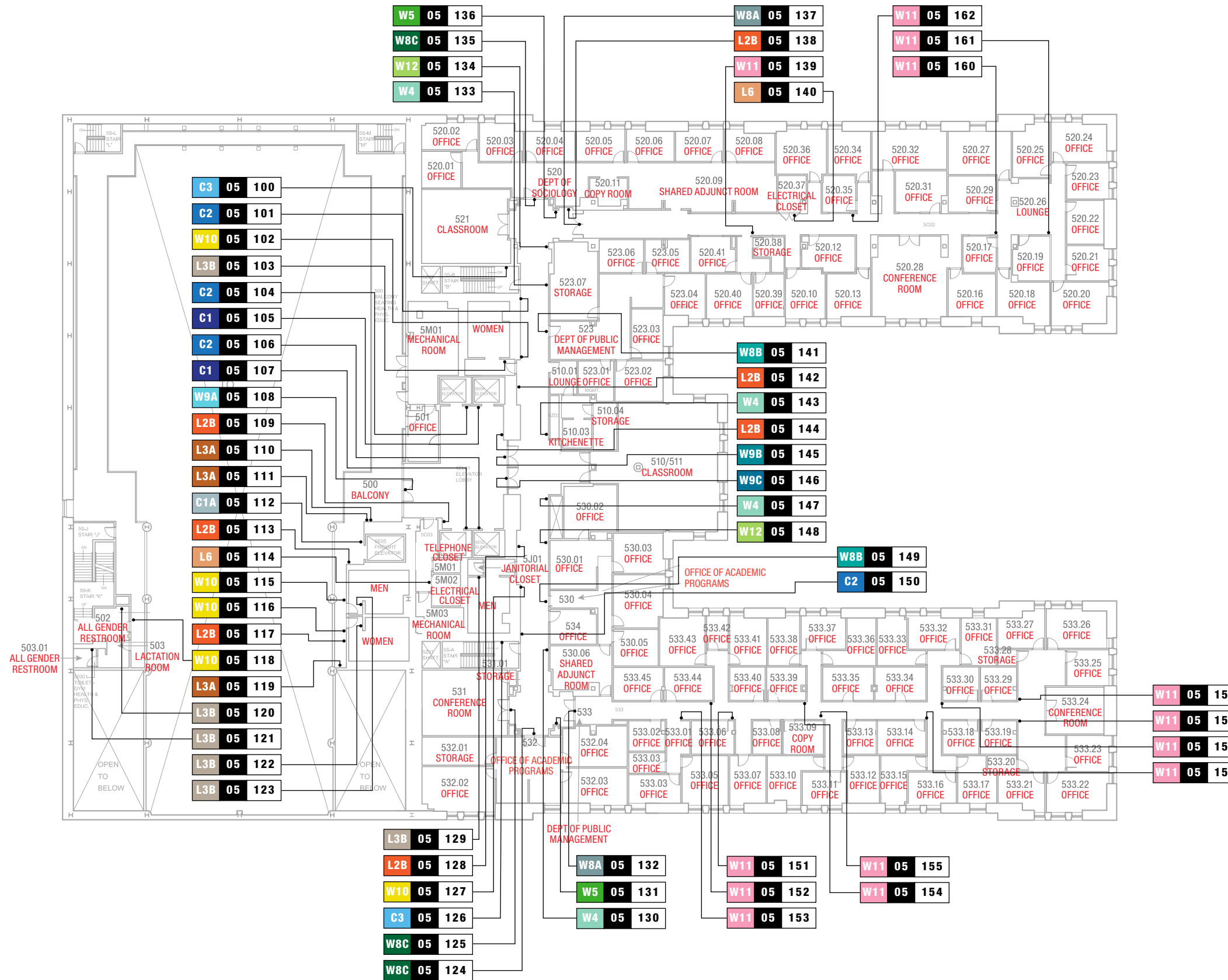
SIGN LOCATION PLAN - FLOOR 4 ROOM IDENTIFICATION



SIGN SYMBOL	SIGN TYPE	DESCRIPTION
[Blue square]	C1	FLOOR ID W/ELEVATOR EGRESS
[Light blue square]	C1A	ELEVATOR EGRESS
[Dark blue square]	C2	BUILDING DIRECTORY
[Light blue square]	C3	FLOOR DIRECTORY
[Brown square]	L1	EMERGENCY INFORMATION
[Orange square]	L2A	MAXIMUM OCCUPANCY
[Red square]	L2B	ELECTRONIC SURVEILLANCE
[Light blue square]	L3A	SMALL REGULATORY
[Light green square]	L3B	MED REGULATORY/NO SMOKING
[Light green square]	L3C	SMOKE FREE CAMPUS
[Red square]	L4	FIRE REGULATORY
[Yellow square]	L5	LARGE REGULATORY
[Orange square]	L6	FIRE REGULATORY/NO STORAGE PERMITTED
[Grey square]	L7	ELEVATOR MACHINE ROOM
[Purple square]	R1	ROOM ID
[Pink square]	R2	CONFERENCE ROOM ID
[Magenta square]	R3	OFFICE ID
[Light purple square]	R4	CLASSROOM ID
[Light purple square]	R5	RESTROOM
[Light green square]	R5A	ALL GENDER RESTROOM
[Pink square]	R6	UTILITY/STORAGE ROOM ID
[Blue square]	R7	LOCKER ROOM ID
[Light green square]	R8	ALL GENDER LOCKER ROOM ID
[Light green square]	R9	LOCKER ID
[Red square]	S8	EMERGENCY EXIT DOOR BAND
[Light blue square]	W4	FLOOR DIRECTIONAL
[Light green square]	W5	CORRIDOR DIRECTIONAL
[Light blue square]	W8A	DEPT/ROOM ID @ DOUBLE DOORS
[Light blue square]	W8B	DEPT/ROOM ID @ SINGLE DOORS
[Light blue square]	W8C	DEPT/ROOM ID @ GLASS TRANSOM
[Light blue square]	W8D	DEPT/ROOM ID @ SINGLE DOOR
[Light blue square]	W8E	DEPT/ROOM ID @ SINGLE DOOR
[Light blue square]	W9A	OVERHEAD DIRECTIONAL - WALL MOUNTED
[Light blue square]	W9B	OVERHEAD DIRECTIONAL @ GLASS TRANSOM
[Light blue square]	W9C	OVERHEAD DIRECTIONAL @ GLASS TRANSOM
[Yellow square]	W10	RESTROOM FLAG
[Pink square]	W11	DEPT/DIRECTIONAL FLAG
[Light green square]	W12	RECYCLING FLAG
[Light blue square]	W13	AREA IDENTIFICATION



SIGN LOCATION PLAN - FLOOR 5 WAYFINDING AND LIFE SAFETY

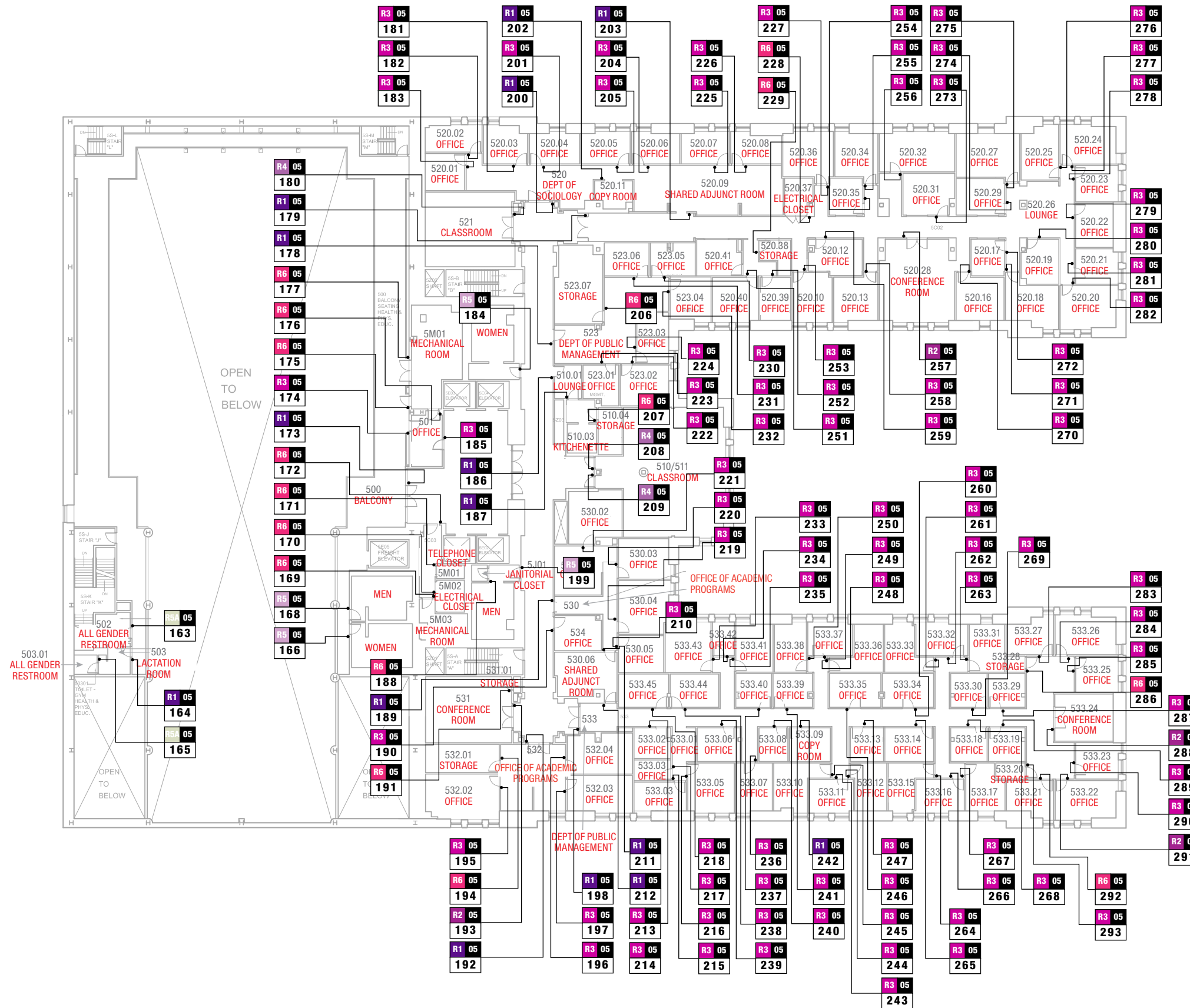


SIGN SYMBOL	SIGN TYPE	DESCRIPTION
[Blue Box]	C1	FLOOR ID W/ELEVATOR EGRESS
[Light Blue Box]	C1A	ELEVATOR EGRESS
[Dark Blue Box]	C2	BUILDING DIRECTORY
[Light Blue Box]	C3	FLOOR DIRECTORY
[Brown Box]	L1	EMERGENCY INFORMATION
[Orange Box]	L2A	MAXIMUM OCCUPANCY
[Red Box]	L2B	ELECTRONIC SURVEILLANCE
[Light Brown Box]	L3A	SMALL REGULATORY
[Light Brown Box]	L3B	MED REGULATORY/NO SMOKING
[Green Box]	L3C	SMOKE FREE CAMPUS
[Red Box]	L4	FIRE REGULATORY
[Yellow Box]	L5	LARGE REGULATORY
[Orange Box]	L6	FIRE REGULATORY/NO STORAGE PERMITTED
[Grey Box]	L7	ELEVATOR MACHINE ROOM
[Purple Box]	R1	ROOM ID
[Purple Box]	R2	CONFERENCE ROOM ID
[Pink Box]	R3	OFFICE ID
[Purple Box]	R4	CLASSROOM ID
[Light Purple Box]	R5	RESTROOM
[Light Green Box]	R5A	ALL GENDER RESTROOM
[Pink Box]	R6	UTILITY/STORAGE ROOM ID
[Blue Box]	R7	LOCKER ROOM ID
[Green Box]	R8	ALL GENDER LOCKER ROOM ID
[Light Green Box]	R9	LOCKER ID
[Red Box]	S8	EMERGENCY EXIT DOOR BAND
[Light Green Box]	W4	FLOOR DIRECTIONAL
[Green Box]	W5	CORRIDOR DIRECTIONAL
[Light Green Box]	W8A	DEPT/ROOM ID @ DOUBLE DOORS
[Light Green Box]	W8B	DEPT/ROOM ID @ SINGLE DOORS
[Light Green Box]	W8C	DEPT/ROOM ID @ GLASS TRANSOM
[Light Green Box]	W8D	DEPT/ROOM ID @ SINGLE DOOR
[Light Green Box]	W8E	DEPT/ROOM ID @ SINGLE DOOR
[Light Green Box]	W9A	OVERHEAD DIRECTIONAL - WALL MOUNTED
[Light Green Box]	W9B	OVERHEAD DIRECTIONAL @ GLASS TRANSOM
[Light Green Box]	W9C	OVERHEAD DIRECTIONAL @ GLASS TRANSOM
[Yellow Box]	W10	RESTROOM FLAG
[Pink Box]	W11	DEPT/DIRECTIONAL FLAG
[Light Green Box]	W12	RECYCLING FLAG
[Light Green Box]	W13	AREA IDENTIFICATION

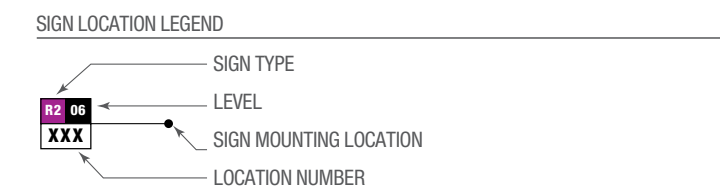
SIGN LOCATION LEGEND



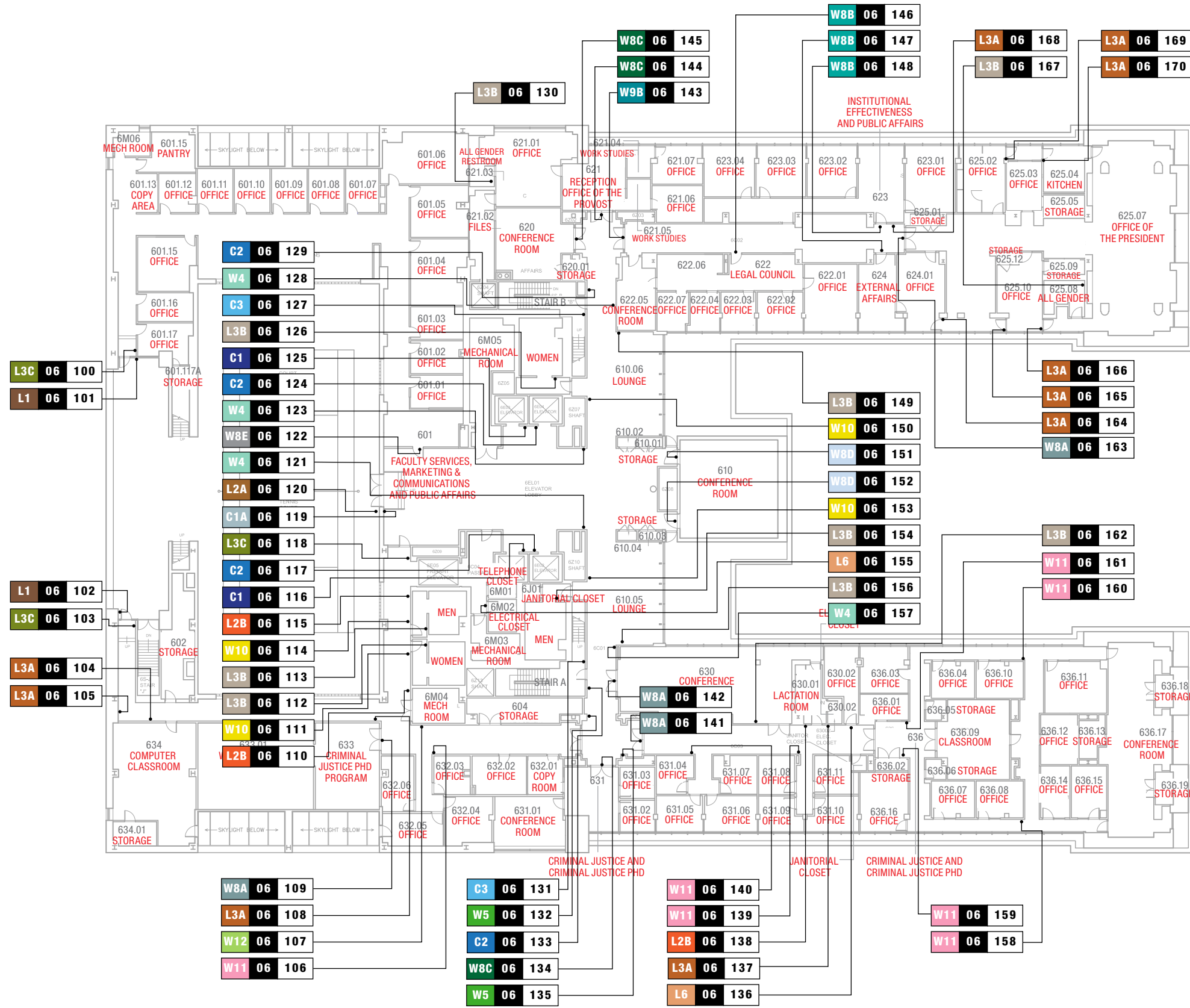
SIGN LOCATION PLAN - FLOOR 5 ROOM IDENTIFICATION



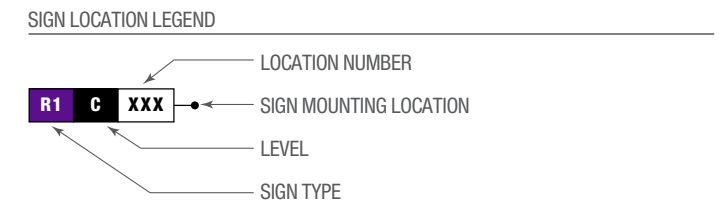
SIGN SYMBOL	SIGN TYPE	DESCRIPTION
	C1	FLOOR ID W/ELEVATOR EGRESS
	C1A	ELEVATOR EGRESS
	C2	BUILDING DIRECTORY
	C3	FLOOR DIRECTORY
	L1	EMERGENCY INFORMATION
	L2A	MAXIMUM OCCUPANCY
	L2B	ELECTRONIC SURVEILLANCE
	L3A	SMALL REGULATORY
	L3B	MED REGULATORY/NO SMOKING
	L3C	SMOKE FREE CAMPUS
	L4	FIRE REGULATORY
	L5	LARGE REGULATORY
	L6	FIRE REGULATORY/NO STORAGE PERMITTED
	L7	ELEVATOR MACHINE ROOM
	R1	ROOM ID
	R2	CONFERENCE ROOM ID
	R3	OFFICE ID
	R4	CLASSROOM ID
	R5	RESTROOM
	R5A	ALL GENDER RESTROOM
	R6	UTILITY/STORAGE ROOM ID
	R7	LOCKER ROOM ID
	R8	ALL GENDER LOCKER ROOM ID
	R9	LOCKER ID
	S8	EMERGENCY EXIT DOOR BAND
	W4	FLOOR DIRECTIONAL
	W5	CORRIDOR DIRECTIONAL
	W8A	DEPT/ROOM ID @ DOUBLE DOORS
	W8B	DEPT/ROOM ID @ SINGLE DOORS
	W8C	DEPT/ROOM ID @ GLASS TRANSOM
	W8D	DEPT/ROOM ID @ SINGLE DOOR
	W8E	DEPT/ROOM ID @ SINGLE DOOR
	W9A	OVERHEAD DIRECTIONAL - WALL MOUNTED
	W9B	OVERHEAD DIRECTIONAL @ GLASS TRANSOM
	W9C	OVERHEAD DIRECTIONAL @ GLASS TRANSOM
	W10	RESTROOM FLAG
	W11	DEPT/DIRECTIONAL FLAG
	W12	RECYCLING FLAG
	W13	AREA IDENTIFICATION



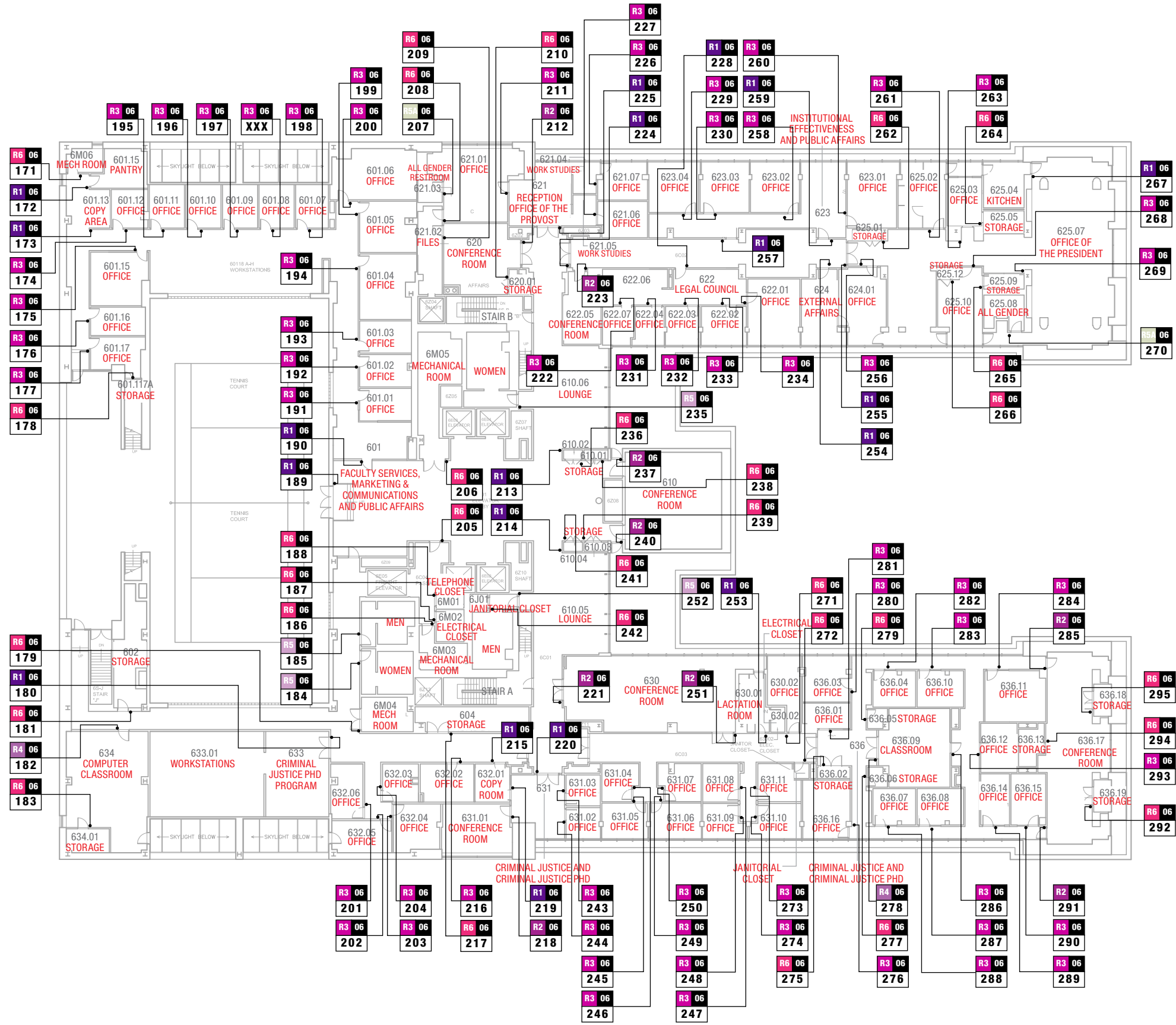
SIGN LOCATION PLAN - FLOOR 6 WAYFINDING AND LIFE SAFETY



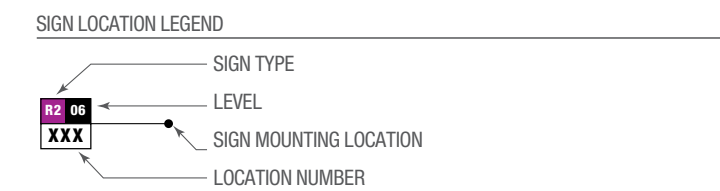
SIGN SYMBOL	SIGN TYPE	DESCRIPTION
[Blue Box]	C1	FLOOR ID W/ELEVATOR EGRESS
[Light Blue Box]	C1A	ELEVATOR EGRESS
[Dark Blue Box]	C2	BUILDING DIRECTORY
[Light Blue Box]	C3	FLOOR DIRECTORY
[Brown Box]	L1	EMERGENCY INFORMATION
[Orange Box]	L2A	MAXIMUM OCCUPANCY
[Red Box]	L2B	ELECTRONIC SURVEILLANCE
[Light Orange Box]	L3A	SMALL REGULATORY
[Light Brown Box]	L3B	MED REGULATORY/NO SMOKING
[Green Box]	L3C	SMOKE FREE CAMPUS
[Red Box]	L4	FIRE REGULATORY
[Yellow Box]	L5	LARGE REGULATORY
[Orange Box]	L6	FIRE REGULATORY/NO STORAGE PERMITTED
[Grey Box]	L7	ELEVATOR MACHINE ROOM
[Purple Box]	R1	ROOM ID
[Pink Box]	R2	CONFERENCE ROOM ID
[Light Purple Box]	R3	OFFICE ID
[Light Purple Box]	R4	CLASSROOM ID
[Light Purple Box]	R5	RESTROOM
[Light Green Box]	R5A	ALL GENDER RESTROOM
[Pink Box]	R6	UTILITY/STORAGE ROOM ID
[Blue Box]	R7	LOCKER ROOM ID
[Green Box]	R8	ALL GENDER LOCKER ROOM ID
[Light Green Box]	R9	LOCKER ID
[Red Box]	S8	EMERGENCY EXIT DOOR BAND
[Light Green Box]	W4	FLOOR DIRECTIONAL
[Green Box]	W5	CORRIDOR DIRECTIONAL
[Light Blue Box]	W8A	DEPT/ROOM ID @ DOUBLE DOORS
[Light Blue Box]	W8B	DEPT/ROOM ID @ SINGLE DOORS
[Light Blue Box]	W8C	DEPT/ROOM ID @ GLASS TRANSOM
[Light Blue Box]	W8D	DEPT/ROOM ID @ SINGLE DOOR
[Light Blue Box]	W8E	DEPT/ROOM ID @ SINGLE DOOR
[Light Blue Box]	W9A	OVERHEAD DIRECTIONAL - WALL MOUNTED
[Light Blue Box]	W9B	OVERHEAD DIRECTIONAL @ GLASS TRANSOM
[Light Blue Box]	W9C	OVERHEAD DIRECTIONAL @ GLASS TRANSOM
[Yellow Box]	W10	RESTROOM FLAG
[Pink Box]	W11	DEPT/DIRECTIONAL FLAG
[Light Green Box]	W12	RECYCLING FLAG
[Light Green Box]	W13	AREA IDENTIFICATION



SIGN LOCATION PLAN - FLOOR 6 ROOM IDENTIFICATION



SIGN SYMBOL	SIGN TYPE	DESCRIPTION
	C1	FLOOR ID W/ELEVATOR EGRESS
	C1A	ELEVATOR EGRESS
	C2	BUILDING DIRECTORY
	C3	FLOOR DIRECTORY
	L1	EMERGENCY INFORMATION
	L2A	MAXIMUM OCCUPANCY
	L2B	ELECTRONIC SURVEILLANCE
	L3A	SMALL REGULATORY
	L3B	MED REGULATORY/NO SMOKING
	L3C	SMOKE FREE CAMPUS
	L4	FIRE REGULATORY
	L5	LARGE REGULATORY
	L6	FIRE REGULATORY/NO STORAGE PERMITTED
	L7	ELEVATOR MACHINE ROOM
	R1	ROOM ID
	R2	CONFERENCE ROOM ID
	R3	OFFICE ID
	R4	CLASSROOM ID
	R5	RESTROOM
	R5A	ALL GENDER RESTROOM
	R6	UTILITY/STORAGE ROOM ID
	R7	LOCKER ROOM ID
	R8	ALL GENDER LOCKER ROOM ID
	R9	LOCKER ID
	S8	EMERGENCY EXIT DOOR BAND
	W4	FLOOR DIRECTIONAL
	W5	CORRIDOR DIRECTIONAL
	W8A	DEPT/ROOM ID @ DOUBLE DOORS
	W8B	DEPT/ROOM ID @ SINGLE DOORS
	W8C	DEPT/ROOM ID @ GLASS TRANSOM
	W8D	DEPT/ROOM ID @ SINGLE DOOR
	W8E	DEPT/ROOM ID @ SINGLE DOOR
	W9A	OVERHEAD DIRECTIONAL - WALL MOUNTED
	W9B	OVERHEAD DIRECTIONAL @ GLASS TRANSOM
	W9C	OVERHEAD DIRECTIONAL @ GLASS TRANSOM
	W10	RESTROOM FLAG
	W11	DEPT/DIRECTIONAL FLAG
	W12	RECYCLING FLAG
	W13	AREA IDENTIFICATION



WAYFINDING ELEVATIONS

HAAREN HALL BUILDING
JOHN JAY COLLEGE OF CRIMINAL JUSTICE

SIGNAGE & WAYFINDING | ISSUED FOR BID

WAYFINDING AT ELEVATOR LOBBIES

C1 ELEVATOR EGRESS **C2** BUILDING DIRECTORY

W9B W9C OVERHEAD DIRECTIONAL ON GLASS TRANSOM


W4 WALL DIRECTIONAL



SITE VERIFY ALL ELEVATOR BANK CONDITIONS TO BE FREE OF OBSTRUCTIONS AND MOUNT ALIGNING AS SHOWN; FIELD MEASURE



SITE VERIFY ALL OVERHEAD DOOR CONDITIONS AND FIELD MEASURE



SITE VERIFY ALL CORRIDOR LOCATIONS TO BE CLEAR OF ANY OBSTRUCTIONS

① ELEVATION @ ELEVATOR BANK
SCALE: 3/8" = 1' 0"

② ELEVATION @ FLOOR ENTRANCE
SCALE: 3/8" = 1' 0"

④ ELEVATION @ WALL DIRECTIONAL
SCALE: 3/8" = 1' 0"

DEPARTMENT IDENTIFICATION

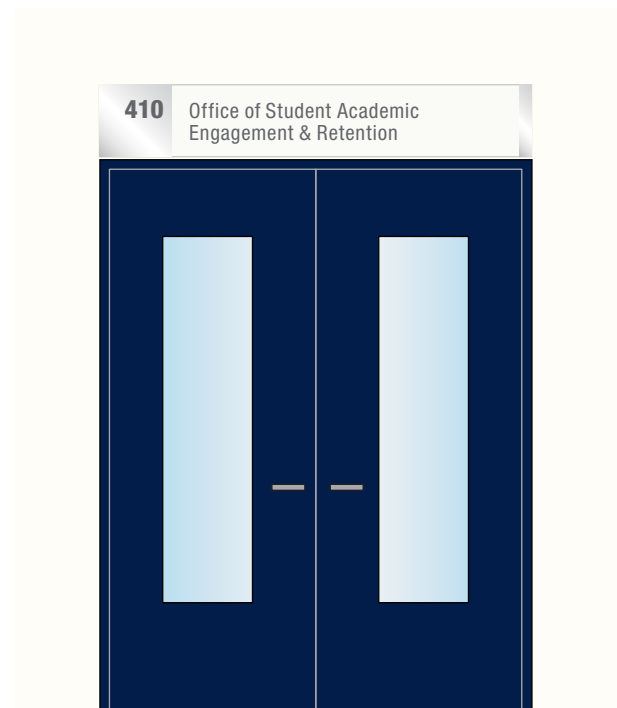
W8C OVERHEAD DEPT. ID ON GLASS TRANSOM



SITE VERIFY ALL OVERHEAD DOOR CONDITIONS AND FIELD MEASURE

① ELEVATION @ DOUBLE DOOR DEPT./ROOM. ENTRANCE
SCALE: 3/8" = 1' 0"


W8A DEPT ID



SITE VERIFY ALL OVERHEAD DOOR CONDITIONS AND FIELD MEASURE

② ELEVATION @ DOUBLE DOOR DEPT. ENTRANCE
SCALE: 3/8" = 1' 0"

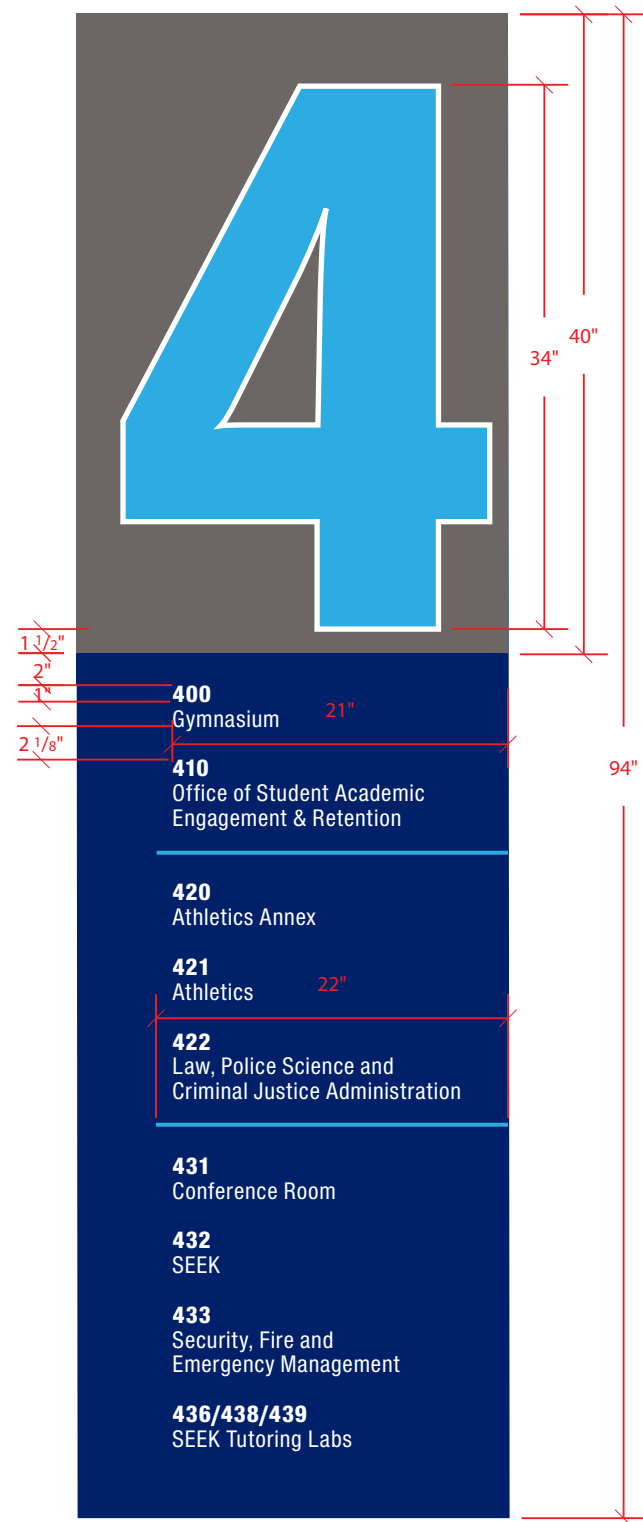
W8B DEPT/ROOM ID





SITE VERIFY ALL OVERHEAD DOOR CONDITIONS AND FIELD MEASURE

③ ELEVATION @ SINGLE DOOR DEPT. ENTRANCE
SCALE: 3/8" = 1' 0"


WAYFINDING IN STAIRWELL



C3 FLOOR DIRECTORY



① STAIR B - FLOOR 4
SCALE: 3/8" = 1' 0"



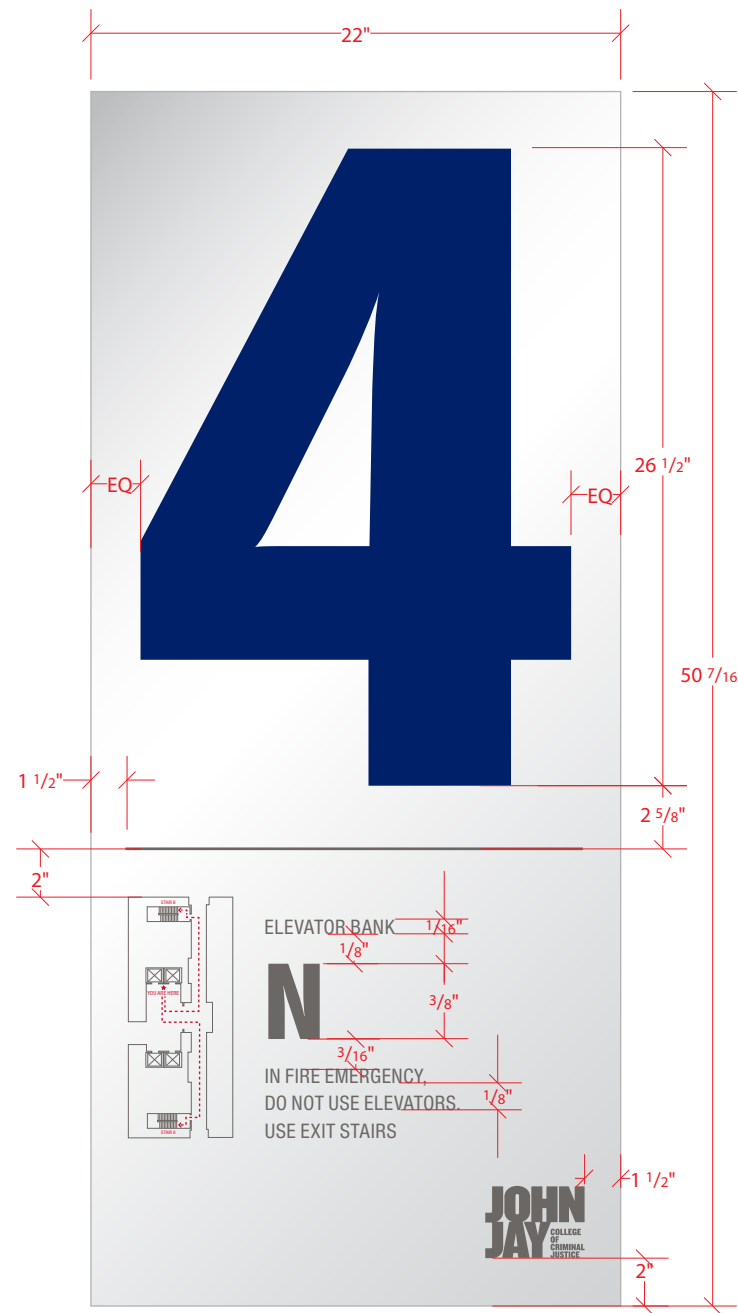
② STAIR A - FLOOR 4
SCALE: 3/8" = 1' 0"

SITE SURVEY AND CONFIRM LOCATIONS FOR ALL - TO BE FREE OF ANY OBSTRUCTIONS
MOUNTING LOCATIONS TO BE AS CONSISTENT AS POSSIBLE FOR EACH FLOOR
TOP PANEL ALIGNS WITH TOP OF PAINTED WALL.

DETAILS


HAAREN HALL BUILDING
JOHN JAY COLLEGE OF CRIMINAL JUSTICE

SIGNAGE & WAYFINDING | ISSUED FOR BID



C1 ELEVATOR EGRESS

1 FRONT VIEW - SIGN TYPE C1
SCALE: 1-1/2" = 1'-0"



ALT LAYOUT
W/ ELECTRONIC SURVEILLANCE MESSAGE

COLLEGE TO CONFIRM WHICH ELEVATOR
BANKS WOULD REQUIRE THIS MESSAGE.

SIZE: 22" X 50-7/16"

MATERIALS:

- 1/8" THICK HORIZONTAL SHORT GRAIN SATIN ALUMINUM EASED ALL EDGES
- HEIGHT AND DEPTH TO MATCH C1 BUILDING DIRECTORY
- ENGRAVED AND PAINT-FILLED TEXT AND TWO COLOR MAP
- LARGE NUMERAL: PANTONE 280 C
- TEXT, RULE AND LOGO: TO MATCH MAP # 13795 "GRAYNOLA"
- EGRESS MAP TO MATCH: MAP # 13795 "GRAYNOLA" AND RED (PANTONE 186)
- MATTE CLEAR COAT OVERALL

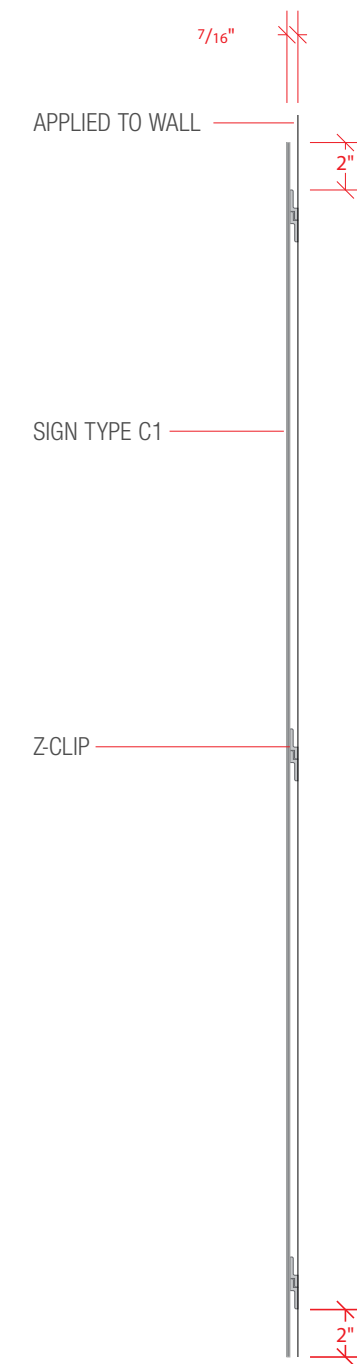
MOUNTING:

- Z-CLIPS @ TOP, CENTER AND BOTTOM OF PANEL, 2" IN FROM SIDE EDGES OF PANELS; ANCHORED TO BACK OF PANEL AND WALL. MOUNTING HARDWARE TO BE PROVIDED FOR REVIEW AND APPROVAL.

NOTE: FABRICATOR TO PROVIDE EGRESS MAP FOR EACH LEVEL BASED ON CURRENT MAP LAYOUT. FABRICATOR TO PROVIDE DRAWINGS FOR ALL FLOORS.

ELEVATOR EGRESS PANEL TO MATCH HEIGHT OF C2- BUILDING DIRECTORY

FIELD SURVEY TO CONFIRM ELEVATOR BANK IS FREE OF ANY OBSTRUCTIONS.
FIELD MEASUREMENTS REQUIRED

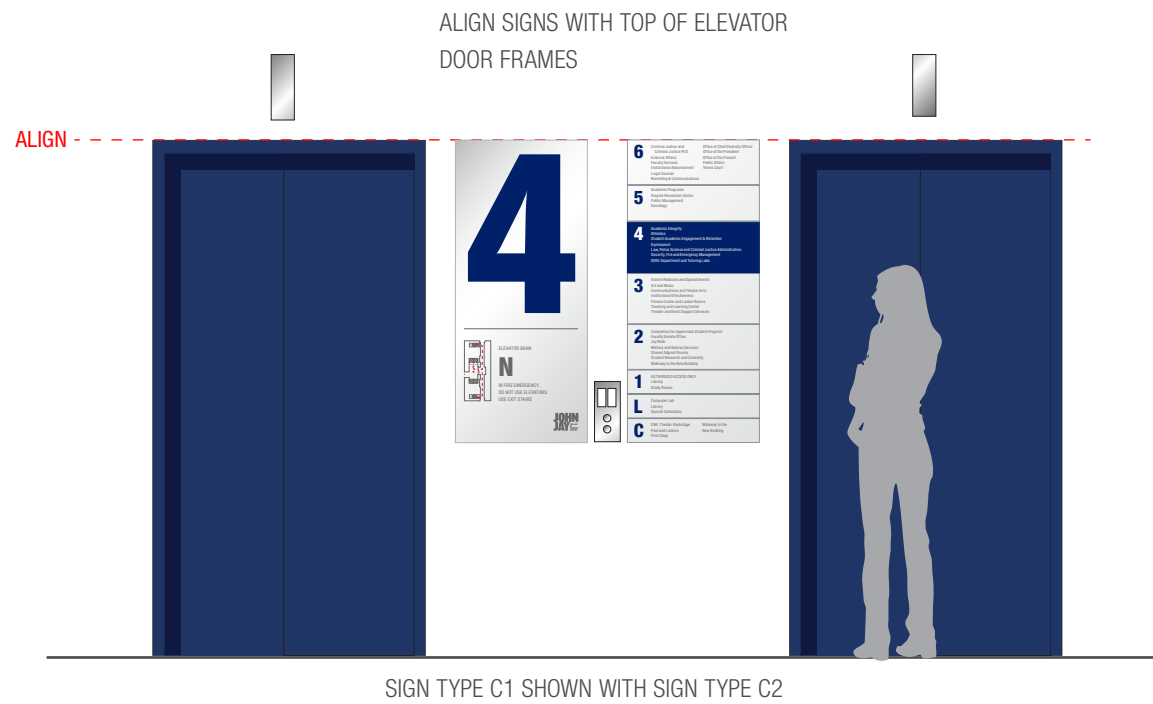


2 SIDE VIEW - SIGN TYPE C1
SCALE: 1-1/2" = 1'-0"

DETAILS - C1 FLOOR ID/EGRESS MAP



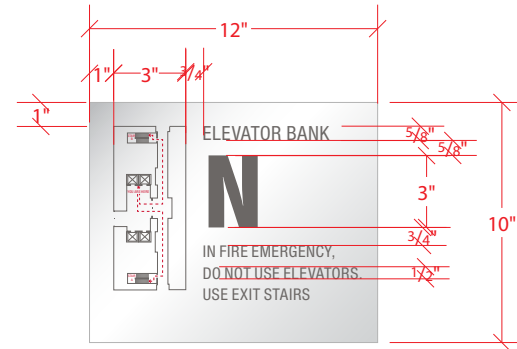
1 LAYOUTS
SCALE: 1/2" = 1'-0"



FIELD SURVEY TO CONFIRM ELEVATOR BANK IS FREE OF ANY OBSTRUCTIONS. FIELD MEASUREMENTS REQUIRED

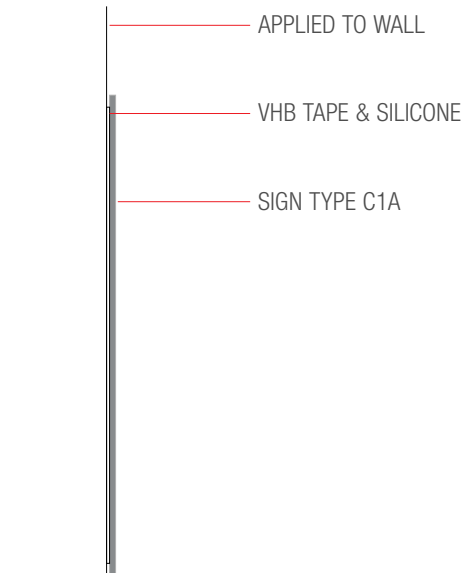
2 TYPICAL INSTALLATION ELEVATION
SCALE: 3/8" = 1'-0"

DETAILS - C1A ELEVATOR EGRESS MAP

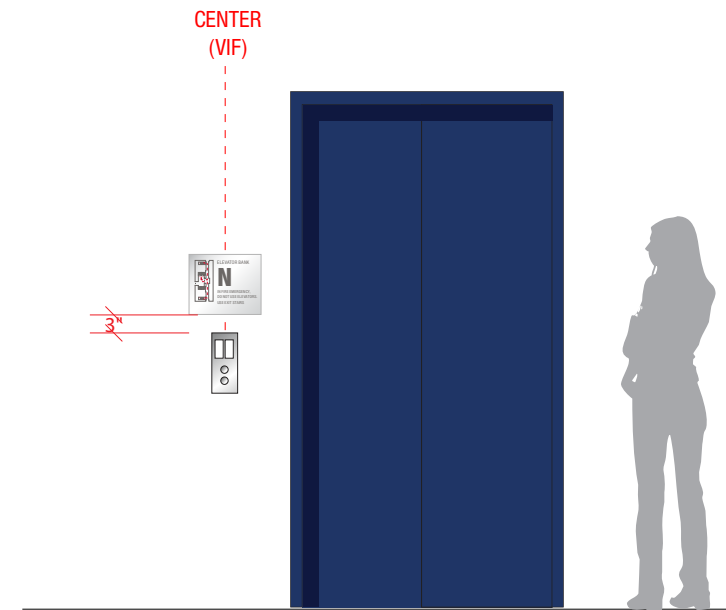


C1A ELEVATOR EGRESS @ SERVICE ELEVATORS

1 SIGN TYPE C1A
SCALE: 1-1/2" = 1'-0"



2 SIDE VIEW - SIGN TYPE C1A
SCALE: 3" = 1'-0"



3 TYPICAL INSTALLATION ELEVATION
SCALE: 3/8" = 1'-0"

SIZE: 12" X 10" X 1/8" TH

MATERIALS:

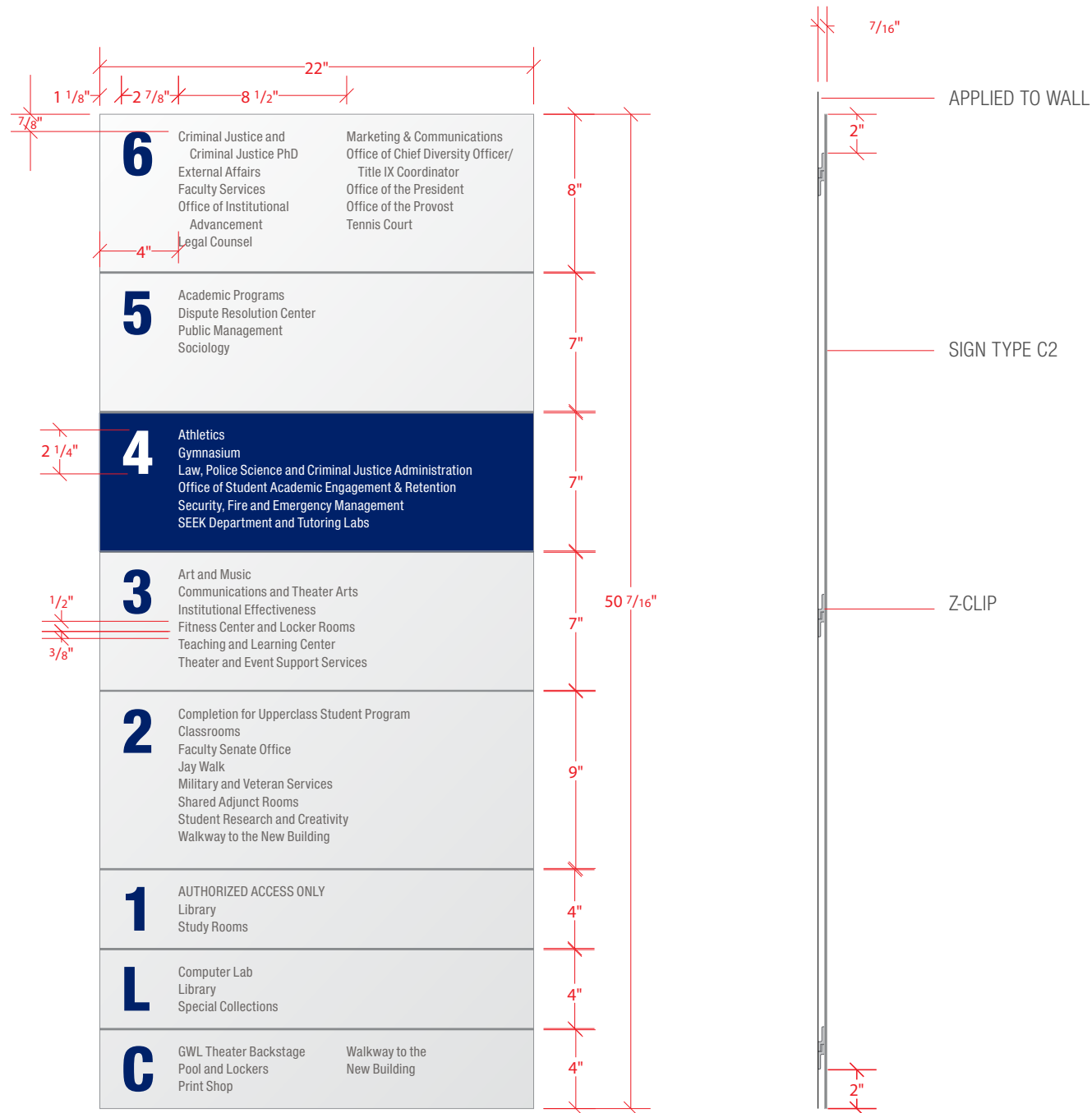
- 1/8" THICK HORIZONTAL SHORT GRAIN SATIN ALUMINUM EASED EDGES
- ENGRAVED AND PAINT-FILLED TEXT AND TWO COLOR MAP
- LARGE NUMERAL: PANTONE 280 C
- TEXT, RULE AND LOGO: TO MATCH MAP # 13795 "GRAYNOLA"
- EGRESS MAP TO MATCH: MAP # 13795 "GRAYNOLA" AND RED (PANTONE 186)
- MATTE CLEAR COAT OVERALL

MOUNTING:

- FLUSH TO WALL WITH VHB TAPE AND SILICONE

NOTE: FABRICATOR TO PROVIDE EGRESS MAP FOR FINAL APPROVAL BASED ON DESIGN DIRECTION - THE CURRENT MAP IS FOR REFERENCE ONLY.

DETAILS - C2 BUILDING DIRECTORY



SIZE: 22" X 50- 7/16"

MATERIALS:

- APCO "ELEVATE" W/ 1/16" REVEAL BETWEEN SLATS
- 1/8" THICK HORIZONTAL SHORT GRAIN SATIN ALUMINUM
- 1ST SURFACE SCREEN PRINT COPY
- FLOOR NUMBERS: PANTONE 280C
- TEXT TO MATCH: MAP # 13795 "GRAYNOLA"
- FLOOR BAND: PANTONE 280 C
NUMBER AND TEXT: WHITE

MOUNTING:

- Z-CLIPS @ TOP, CENTER AND BOTTOM OF PANEL, 2" IN FROM SIDE EDGES OF PANELS; ANCHORED TO BACK OF PANEL AND WALL

NOTE: THE COLLEGE TO CONFIRM ALL FINAL MESSAGES FOR THE DIRECTORY.

C2 BUILDING DIRECTORY

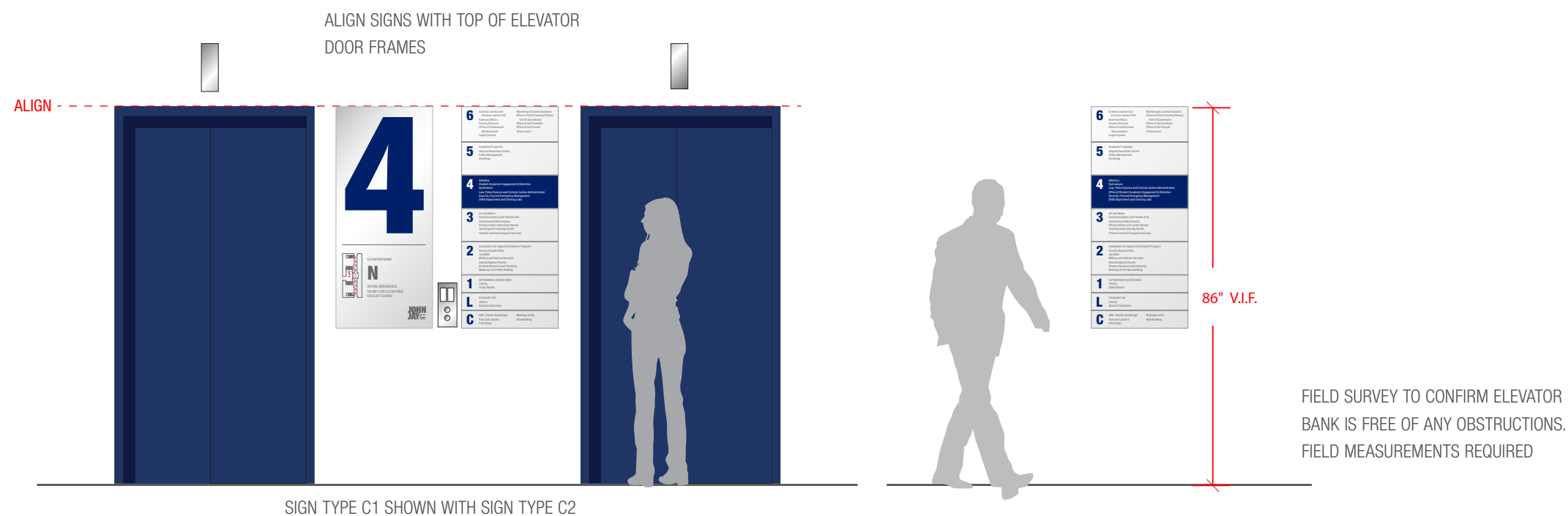
1 SIGN TYPE C2
SCALE: 1-1/2" = 1'-0"

2 SIDE VIEW - SIGN TYPE C2
SCALE: 1-1/2" = 1'-0"

DETAILS - C2 BUILDING DIRECTORY

6 Criminal Justice and Criminal Justice PhD External Affairs Faculty Services Office of Institutional Advancement Legal Counsel	Marketing & Communications Office of Chief Diversity Officer/ Title IX Coordinator Office of the President Office of the Provost Tennis Court
5 Academic Programs Dispute Resolution Center Public Management Sociology	
4 Athletics Gymnasium Law, Police Science and Criminal Justice Administration Office of Student Academic Engagement & Retention Security, Fire and Emergency Management SEEK Department and Tutoring Labs	
3 Art and Music Communications and Theater Arts Institutional Effectiveness Fitness Center and Locker Rooms Teaching and Learning Center Theater and Event Support Services	
2 Completion for Upperclass Student Program Classrooms Faculty Senate Office Jay Walk Military and Veteran Services Shared Adjunct Rooms Student Research and Creativity Walkway to the New Building	
1 AUTHORIZED ACCESS ONLY Library Study Rooms	
L Computer Lab Library Special Collections	
C GWL Theater Backstage Pool and Lockers Print Shop	Walkway to the New Building

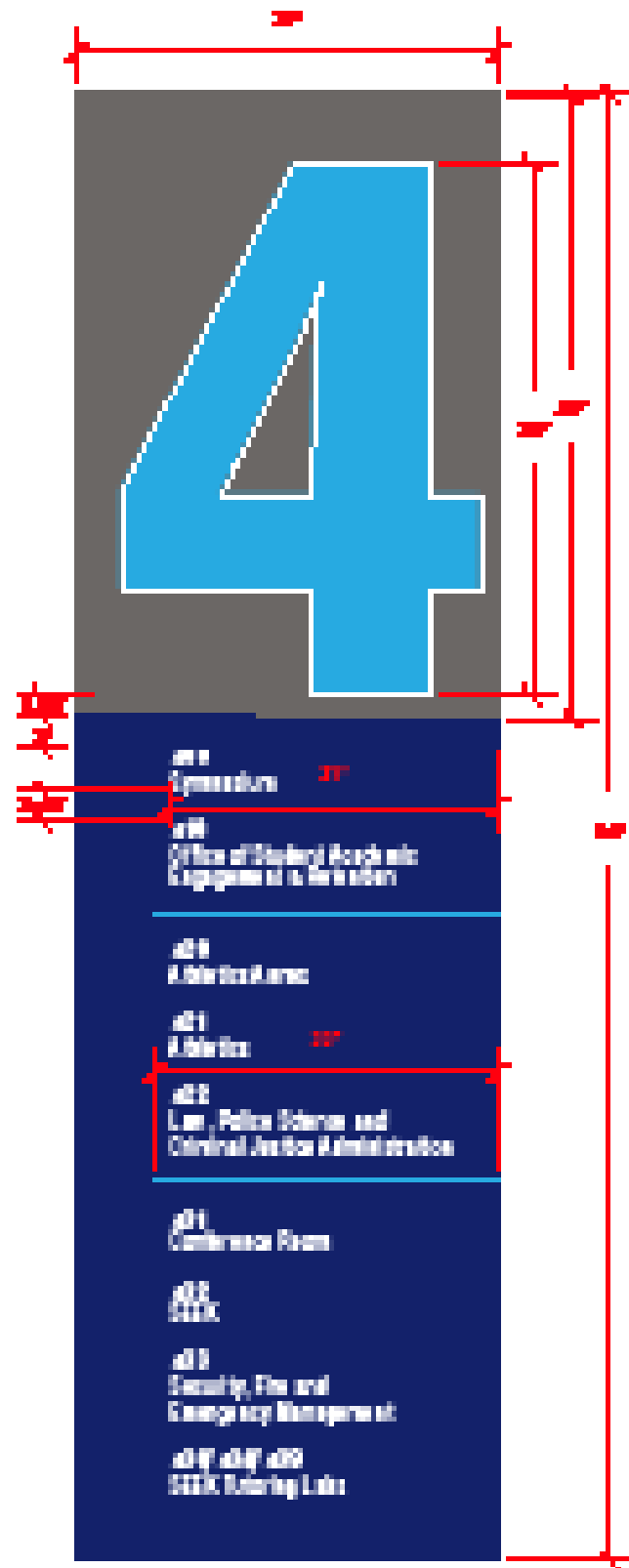
1 LAYOUTS
SCALE: 3/4" = 1'-0"



2 TYPICAL INSTALLATION ELEVATION @ ELEVATOR LOBBY
SCALE: 3/8" = 1'-0"


3 TYPICAL INSTALLATION ELEVATION @ STAIRS
SCALE: 3/8" = 1'-0"

DETAILS - C3 FLOOR DIRECTORY



1

1 SIGN TYPE 02 - SIGN: 72" WIDE
HEIGHT: 108"



2 SIGN TYPE 03 - SIGN: 12" WIDE
HEIGHT: 108"

SIGN TYPE 02

DETAILS:

- + 1/2" ALUMINUM ANGLE BRACKET
- + SIGN TYPE 02
- + SIGN TYPE 02
- + SIGN TYPE 02
- + SIGN TYPE 02
- + SIGN TYPE 02
- + SIGN TYPE 02
- + SIGN TYPE 02
- + SIGN TYPE 02
- + SIGN TYPE 02

SIGN TYPE 03

- + SIGN TYPE 03

1/2" ALUMINUM ANGLE BRACKET
SIGN TYPE 03
SIGN TYPE 03

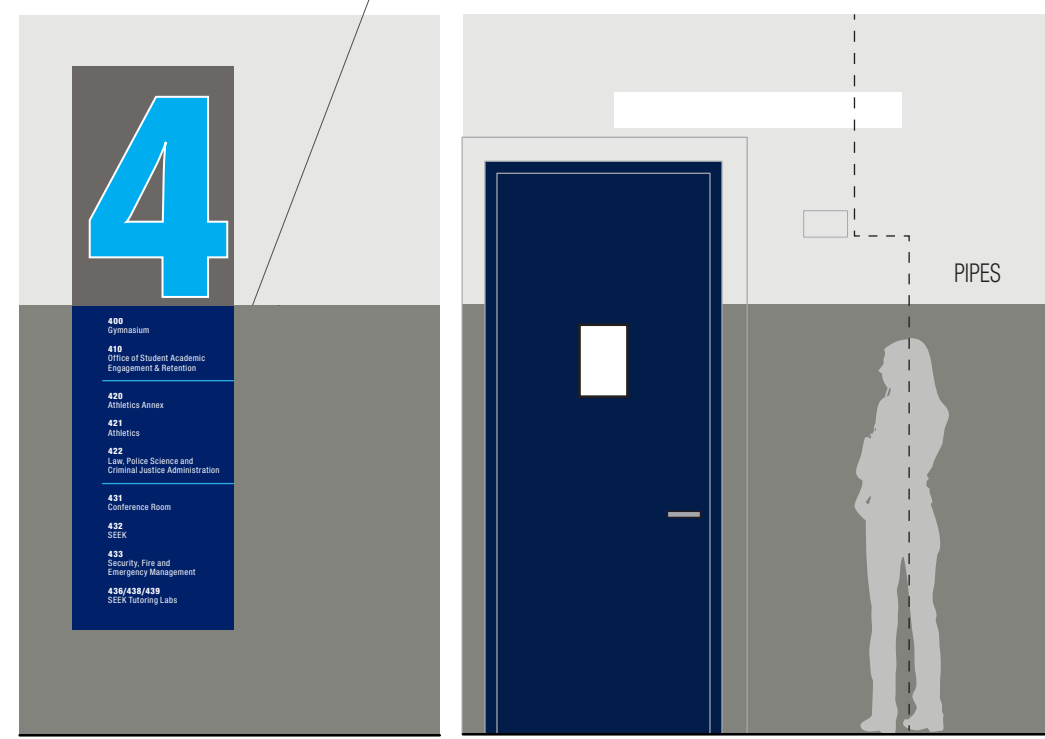
DETAILS - C3 FLOOR DIRECTORY

C	L	1	2	3	4	5	6
C10 Pool C18 Multi-Purpose Room C20 - C31 QMC Theater Backstage C35 Print Shop	L001 Special Collections L103 Theater L123 Computer Lab L146/147 Library	AUTHORIZED ACCESS ONLY	204.01 Student Research and Creativity 211 Cyber Lounge 221 Completion for Upperclass Student Program 225 Shared Adjunct Room 228/229 Military and Veteran Services 235 Shared Adjunct Room 239 Faculty Senate Office	300 Athletics 325 Art and Music 332 Theater & Event Support Services Annex 333 Institutional Effectiveness 335 Teaching and Learning Center 336 Communication and Theater Arts Theater & Event Support Services	400 Gymnasium 410 Office of Student Academic Engagement & Retention 420 Athletics Annex 421 Athletics 422 Law, Police Science and Criminal Justice Administration 431 Conference Room 432 SE&A 433 Security, Fire and Emergency Management 435/438/439 SE&A Tutoring Labs	520 Sociology 523 Public Management Annex 530 Academic Programs 532 Academic Programs 533 Conference Room 533 Public Management	601 Faculty Services Marketing and Communications Office of Institutional Advancement Tennis Court 610/620/630 Conference Room 621 Office of the Provost 622 Office of Institutional Advancement 623 Legal Counsel Chief Diversity Officer/ Title IX Coordinator 624 External Affairs 625 Office of the President 631/636 Criminal Justice and Criminal Justice PhD Program

1 FLOOR LAYOUTS
SCALE: 3/8" = 1'-0"

FIELD SURVEY TO CONFIRM AREA IS FREE OF ANY OBSTRUCTIONS.
FIELD MEASUREMENTS REQUIRED / CONSISTENT LOCATION ON EACH FLOOR.

ALIGN COLOR BAND WITH NUMERAL WITH PAINT LINE ON WALL



2 TYPICAL INSTALLATION ELEVATION
SCALE: 3/8" = 1'-0"

DETAILS - L1, L2A, L2B REGULATORY SIGNS



L1 EMERGENCY INFORMATION

1 SIGN TYPE L1 - FRONT ELEVATIONS
SCALE: 3" = 1'-0"

SIZE: 12" X 16"

MATERIALS:

- 1/8" THICK HORIZONTAL SHORT GRAIN SATIN ALUMINUM SMOOTH, EASED ALL EDGES
- ENGRAVED
- PAINT-FILLED TEXT AND LOGO TO MATCH MAP # 13795 "GRAYNOLA"
- MATTE CLEAR COAT OVERALL
- JCC LOGO DIRECT PRINT

MOUNTING:

- FLUSH TO WALL WITH VHB TAPE AND SILICONE



L2A MAXIMUM OCCUPANCY

2 SIGN TYPE L2A - FRONT ELEVATIONS
SCALE: 3" = 1'-0"

SIZE: 12" X 16"

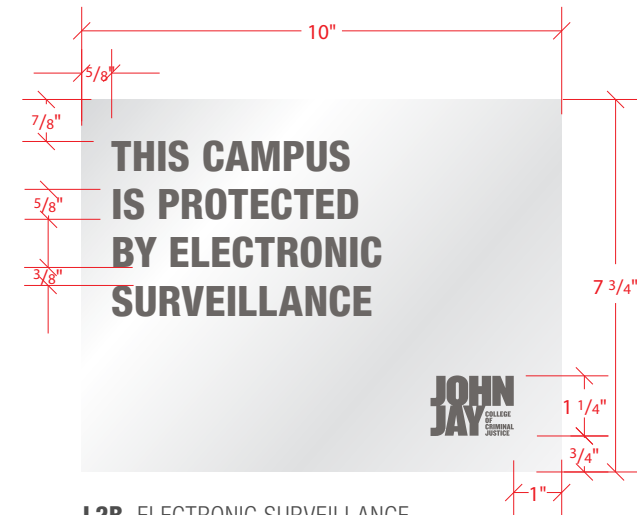
MATERIALS:

- 1/8" THICK HORIZONTAL SHORT GRAIN SATIN ALUMINUM SMOOTH, EASED ALL EDGES
- ENGRAVED
- PAINT-FILLED TEXT AND LOGO TO MATCH MAP # 13795 "GRAYNOLA"
- MATTE CLEAR COAT OVERALL

MOUNTING:

- FLUSH TO WALL WITH VHB TAPE AND SILICONE

NOTE: FINAL NUMBER AND PERMIT TO BE PROVIDED PRIOR TO FABRICATION.



L2B ELECTRONIC SURVEILLANCE

3 SIGN TYPE L2B - FRONT ELEVATIONS
SCALE: 3" = 1'-0"

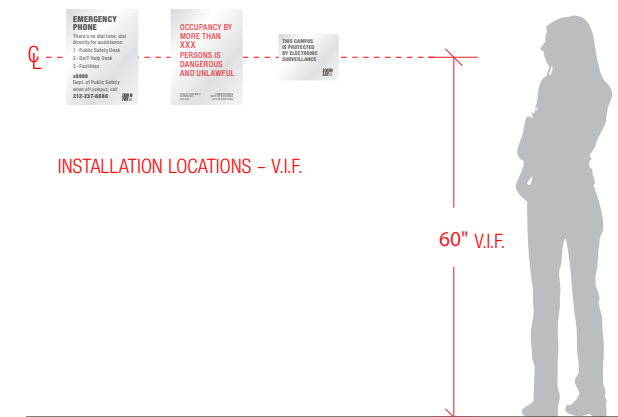
SIZE: 10" X 7-3/4"

MATERIALS:

- 1/8" THICK HORIZONTAL SHORT GRAIN SATIN ALUMINUM SMOOTH, EASED ALL EDGES
- ENGRAVED
- PAINT-FILLED TEXT AND LOGO TO MATCH MAP # 13795 "GRAYNOLA"
- MATTE CLEAR COAT OVERALL
- JCC LOGO DIRECT PRINT

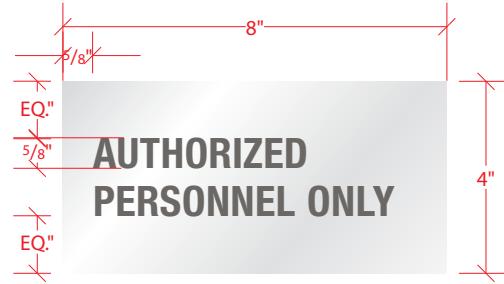
MOUNTING:

- FLUSH TO WALL WITH VHB TAPE AND SILICONE



4 TYPICAL INSTALLATION ELEVATION
SCALE: 3/8" = 1'-0"

DETAILS - L3A, L3B, L3C REGULATORY SIGNS



L3A SMALL REGULATORY

1 SIGN TYPE L3A - FRONT ELEVATIONS
SCALE: 3" = 1'-0"

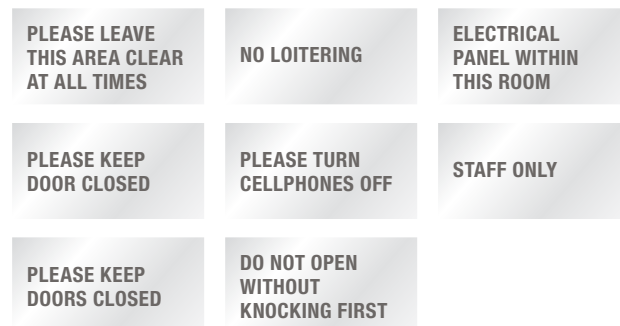
SIZE: 8" X 4"

MATERIALS:

- 1/8" THICK HORIZONTAL SHORT GRAIN SATIN ALUMINUM SMOOTH, EASED ALL EDGES
- ENGRAVED
- PAINT-FILLED TEXT AND LOGO TO MATCH MAP # 13795 "GRAYNOLA"
- MATTE CLEAR COAT OVERALL

MOUNTING:

- FLUSH TO WALL WITH VHB TAPE AND SILICONE



2 L3A - ALTERNATE MESSAGE LAYOUTS
SCALE: 1-1/2" = 1'-0"



L3B MEDIUM REGULATORY

3 SIGN TYPE L3B - FRONT ELEVATIONS
SCALE: 3" = 1'-0"

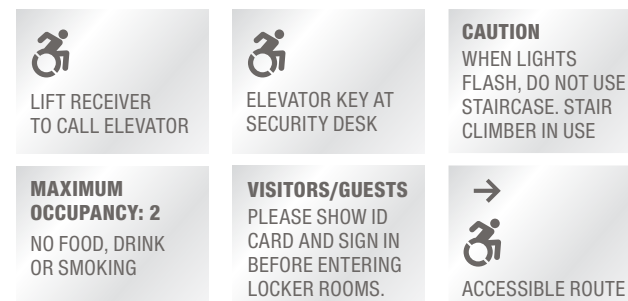
SIZE: 8" X 6"

MATERIALS:

- 1/8" THICK HORIZONTAL SHORT GRAIN SATIN ALUMINUM SMOOTH, EASED ALL EDGES
- ENGRAVED
- PAINT-FILLED TEXT AND LOGO TO MATCH MAP # 13795 "GRAYNOLA"
- MATTE CLEAR COAT OVERALL

MOUNTING:

- FLUSH TO WALL WITH VHB TAPE AND SILICONE



4 L3B - ALTERNATE MESSAGE LAYOUTS
SCALE: 1-1/2" = 1'-0"



L3C SMOKE FREE CAMPUS

5 SIGN TYPE L3C - FRONT ELEVATIONS
SCALE: 3" = 1'-0"

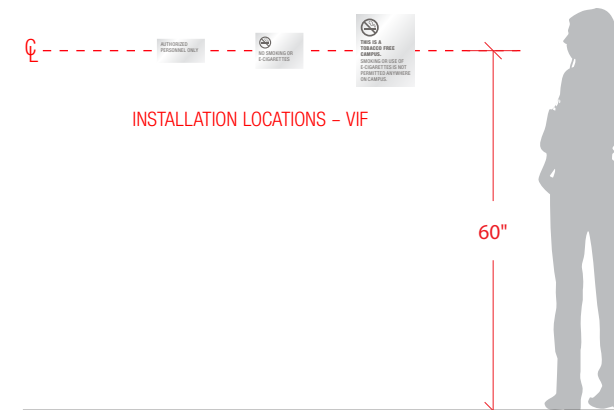
SIZE: 9-5/8" X 13"

MATERIALS:

- 1/8" THICK HORIZONTAL SHORT GRAIN SATIN ALUMINUM SMOOTH, EASED ALL EDGES
- ENGRAVED
- PAINT-FILLED TEXT AND LOGO TO MATCH MAP # 13795 "GRAYNOLA"
- MATTE CLEAR COAT OVERALL
- JCC LOGO DIRECT PRINT

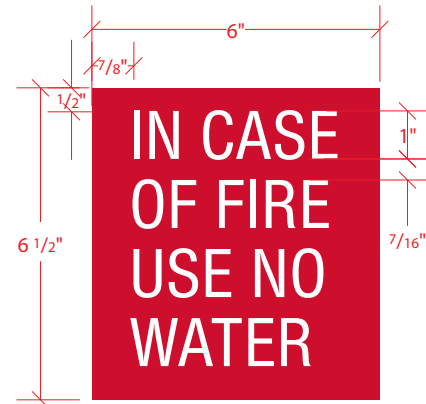
MOUNTING:

- FLUSH TO WALL WITH VHB TAPE AND SILICONE



6 TYPICAL INSTALLATION ELEVATION
SCALE: 3/8" = 1'-0"

DETAILS - L4, L5, L6, L7 REGULATORY SIGNS



L4 FIRE REGULATORY

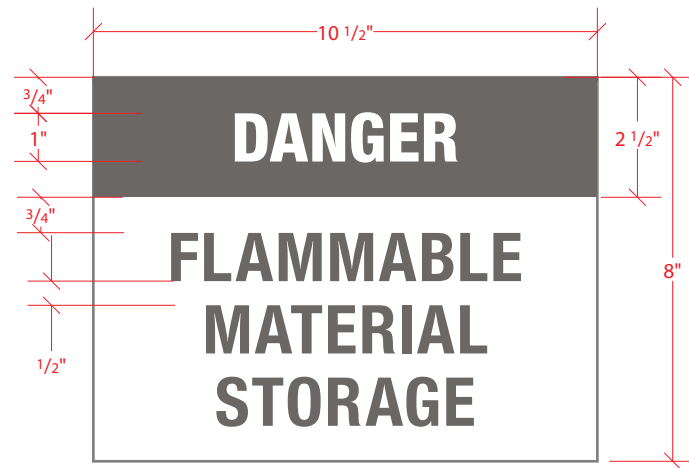
1 SIGN TYPE L4 - FRONT ELEVATION
SCALE: 3" = 1'-0"

SIZE: 6" X 6-1/2"

- 1/4" TH. ACRYLIC - EASE AND SMOOTH EDGES PAINTED RED TO MATCH PMS 186
- SILKSCREEN TEXT WHITE

MOUNTING:

- FLUSH TO WALL WITH VHB TAPE AND SILICONE



L5 LARGE REGULATORY

2 SIGN TYPE L5 - FRONT ELEVATION
SCALE: 3" = 1'-0"

SIZE: 10-1/2" X 8"

- 1/4" TH. P95 ACRYLIC - EASE AND SMOOTH EDGES
- PAINT TO BAND TO MATCH MAP # 13795 "GRAYNOLA" AND KNOCK OUT "DANGER" BACK-PAINTED PANEL "WHITE"
- SILKSCREEN TEXT TO MATCH MAP # 13795 "GRAYNOLA"

MOUNTING:

- FLUSH TO WALL WITH VHB TAPE AND SILICONE



3 SIGN TYPE L5 - ALTERNATE MESSAGE
SCALE: 3" = 1'-0"



L6 NO STORAGE

4 SIGN TYPE L6 - FRONT ELEVATION
SCALE: 3" = 1'-0"

SIZE: 10-1/2" X 8"

- 1/4" TH. ACRYLIC - EASE AND SMOOTH EDGES PAINTED RED TO MATCH PMS 186
- SILKSCREEN TEXT AND 1/8" TH. RULE WHITE

MOUNTING:

- FLUSH TO WALL WITH VHB TAPE AND SILICONE

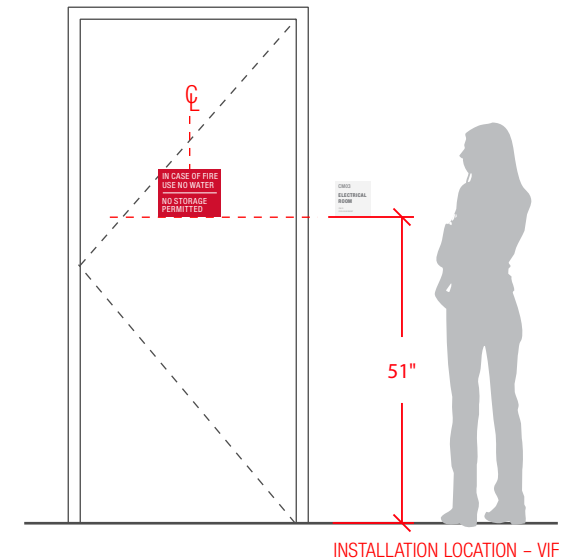


L7 ELEVATOR MACHINE ROOM

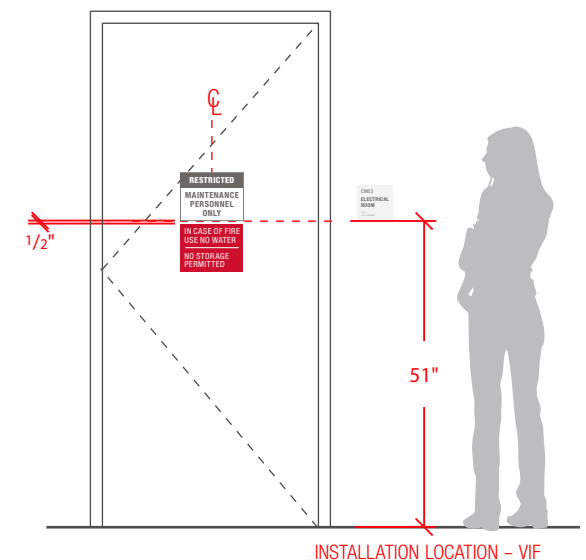
5 SIGN TYPE L7 - FRONT ELEVATION
SCALE: 3" = 1'-0"

SIZE: 2" CH.

- 3M DIE-CUT VINYL TO MATCH MAP # 13795 "GRAYNOLA"
- CENTER ON DOOR AND MOUNT @ 60" AFF TO TOP




6 TYPICAL INSTALLATION FOR L4, L5, L6
SCALE: 3/8" = 1'-0"

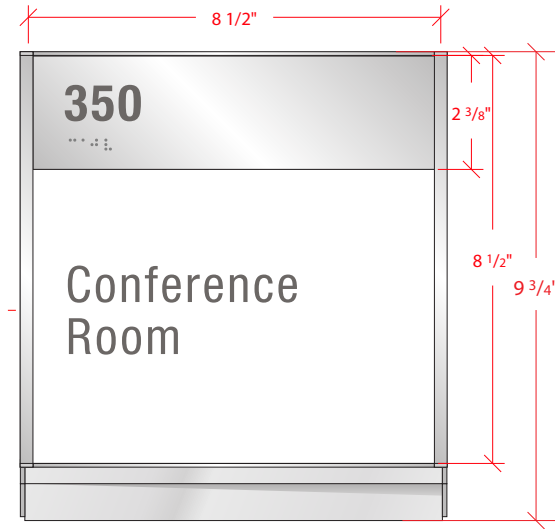


7 TYPICAL INSTALLATION FOR L5 WITH L6
SCALE: 3/8" = 1'-0"

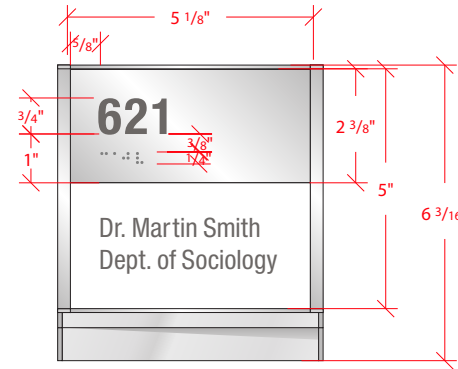
DETAILS - R1, R2, R3, R4 ROOM IDENTIFICATION



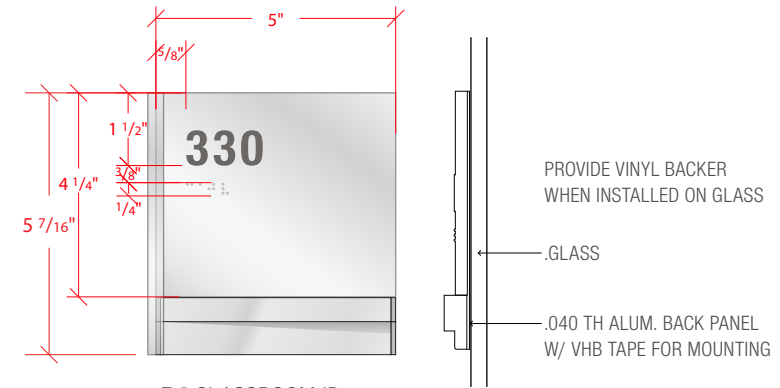
R1 ROOM ID



R2 CONFERENCE ROOM ID



R3 OFFICE ID



R4 CLASSROOM ID

1 SIGN TYPE R1 - FRONT ELEVATION
SCALE: 3" = 1'-0"

SIZE: 8-1/2" X 8-1/2"

- APCO FULLVIEW SERIES

MATERIALS:

- FVS8585(V)AB (SQUARE)
 - I.D. SIZE: 8 1/2" X 8 1/2"
 - COLOR: NATURAL SATIN
- SIGN INSERT:
 - HEADER PART CODE: NATURAL SATIN ANODIZED
 - SIZE: 2 3/8" X 8 1/2"
- DPT (DIRECT PRINT TACTILE) GRAPHICS:
 - COLOR: TO MATCH MAP # 13795 "GRAYNOLA"
 - BRAILLE COLOR: SAME AS BACKGROUND
- PART CODE: SW PAPER & CLEARLENS
 - SIZE: 6 1/8" X 8 1/2"
 - PART COLOR: A01 WHITE
- LASERPRINTED GRAPHICS:
 - COLOR: TO MATCH MAP # 13795 "GRAYNOLA"
- COMPLETE SIGN AND GRAPHICS MANUFACTURED BY APCO

MOUNTING:

- VHB AND SILICONE ADHESIVE

2 SIGN TYPE R2 - FRONT ELEVATION
SCALE: 3" = 1'-0"

SIZE: 8-1/2" x 9-3/4"

- APCO FULLVIEW SERIES
- APCO SIGNBAND NOTIFIER MESSAGE STRIP W/ NATURAL SATIN ALUMINUM FINISH

MATERIALS:

- FVS8585(V)AB (SQUARE)
 - I.D. SIZE: 8 1/2" X 8 1/2"
 - COLOR: NATURAL SATIN
- SIGN INSERT:
 - HEADER PART CODE: NATURAL SATIN ANODIZED
 - SIZE: 2 3/8" X 8 1/2"
- DPT (DIRECT PRINT TACTILE) GRAPHICS:
 - COLOR: TO MATCH MAP # 13795 "GRAYNOLA"
 - BRAILLE COLOR: SAME AS BACKGROUND
- PART CODE: SW PAPER & CLEARLENS
 - SIZE: 6 1/8" X 8 1/2"
 - PART COLOR: A01 WHITE
- LASERPRINTED GRAPHICS:
 - COLOR: TO MATCH MAP # 13795 "GRAYNOLA"
- COMPLETE SIGN AND GRAPHICS MANUFACTURED BY APCO
- APCO SIGNBAND NOTIFIER MESSAGE STRIP W/ NATURAL SATIN ALUMINUM FINISH

MOUNTING:

- VHB AND SILICONE ADHESIVE

3 SIGN TYPE R3 - FRONT ELEVATION
SCALE: 3" = 1'-0"

SIZE: 5-1/8" X 6-3/16"

- APCO FULLVIEW SERIES
- APCO SIGNBAND NOTIFIER MESSAGE STRIP W/ NATURAL SATIN ALUMINUM FINISH

MATERIALS:

- FVS8585(V)AB (SQUARE)
 - I.D. SIZE: 5-1/8" X 5-1/8"
 - COLOR: NATURAL SATIN
- SIGN INSERT:
 - HEADER PART CODE: NATURAL SATIN ANODIZED
 - SIZE: 2 3/8" X 8 1/2"
- DPT (DIRECT PRINT TACTILE) GRAPHICS:
 - COLOR: TO MATCH MAP # 13795 "GRAYNOLA"
 - BRAILLE COLOR: SAME AS BACKGROUND
- PART CODE: SW PAPER & CLEARLENS
 - SIZE: 2-1/2" X 5"
 - PART COLOR: A01 WHITE
- LASERPRINTED GRAPHICS:
 - COLOR: TO MATCH MAP # 13795 "GRAYNOLA"
- COMPLETE SIGN AND GRAPHICS MANUFACTURED BY APCO
- APCO SIGNBAND NOTIFIER MESSAGE STRIP W/ NATURAL SATIN ALUMINUM FINISH

MOUNTING:

- VHB AND SILICONE ADHESIVE

4 SIGN TYPE R4 - FRONT ELEV AND SIDE VIEW
SCALE: 3" = 1'-0"

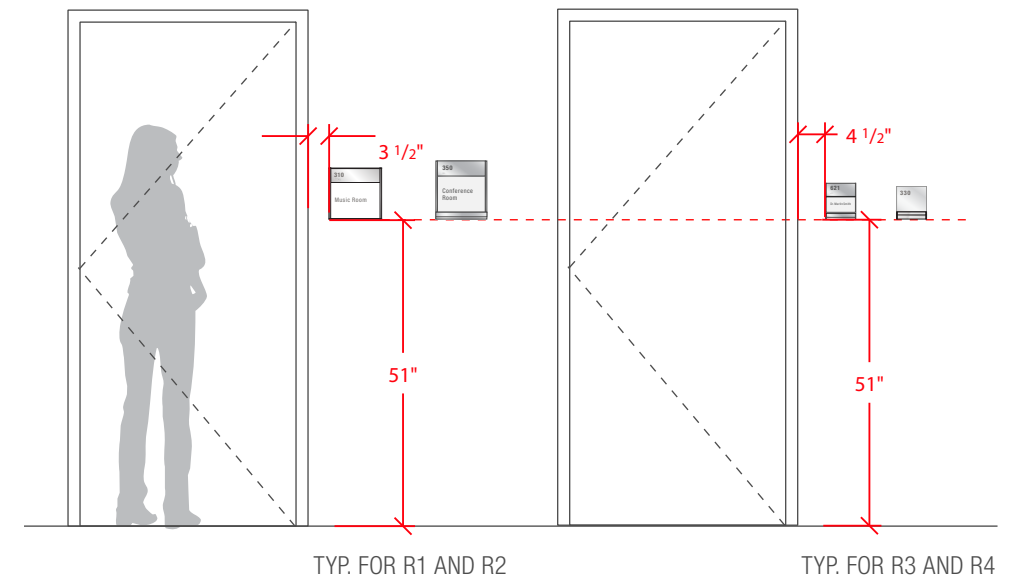
SIZE: 5" X 5-7/16"

MATERIALS:

- 1/4" TH HORIZONTAL SHORT GRAIN SATIN ALUMINUM
- TYPE COLOR: TO MATCH MAP # 13795 "GRAYNOLA"
- GRADE II BRAILLE TO MATCH BACKGROUND
- APCO SIGNBAND NOTIFIER MESSAGE STRIP W/ NATURAL SATIN ALUMINUM FINISH

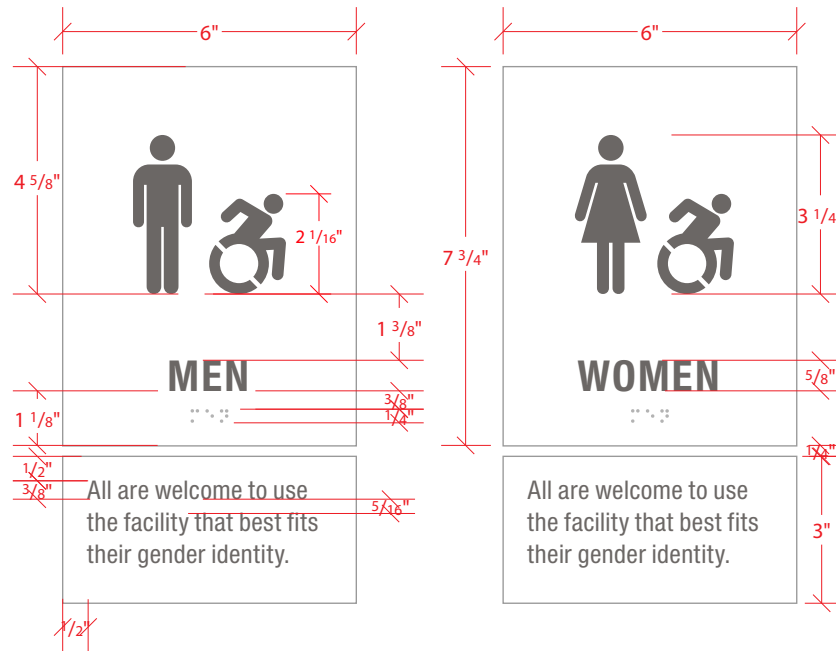
MOUNTING:

- VHB TAPE



5 TYPICAL INSTALLATION ELEVATION
SCALE: 3/8" = 1'-0"

DETAILS - R5, R5A, R6 ROOM IDENTIFICATION

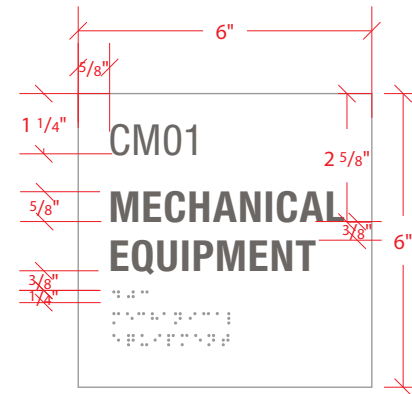


R5 MEN'S RESTROOM

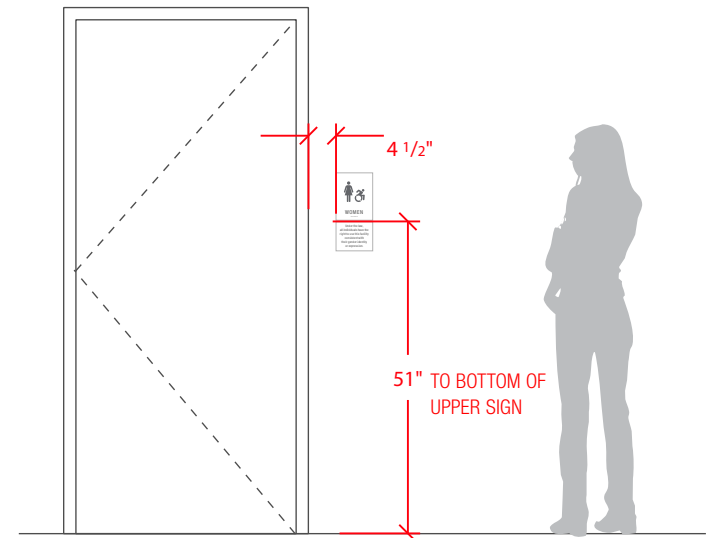
R5 WOMEN'S RESTROOM



R5A ALL GENDER RESTROOM



R6 UTILITY/STORAGE ID



4 R5 - TYPICAL INSTALLATION @ RESTROOMS
SCALE: 3/8" = 1'-0"

1 SIGN TYPE R5 - FRONT ELEVATIONS
SCALE: 3" = 1'-0"

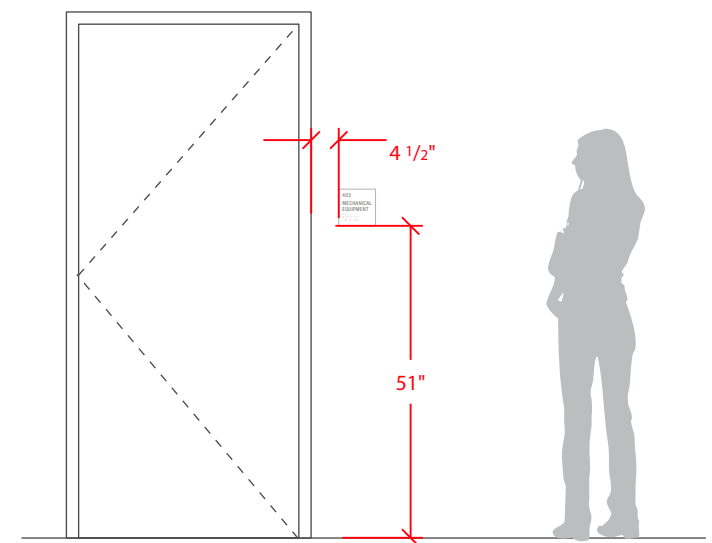
- MAIN ADA PANELS:** 6" X 7-3/4"
- 1/4" THERMOFORMED PANEL, SUEDE FINISH, BACKPAINTED WHITE
 - TACTILE THERMOFORMED LETTERS, TIPPED TO MATCH MAP#13795 "GRAYNOLA"
 - TACTILE THERMOFORMED GRADE 2 BRAILLE, CLEAR
- SECONDARY (NON-TACTILE) PANEL:** 6" X 3"
- 1/4" TH. P-95 ACRYLIC - EASE AND SMOOTH EDGES
 - BACK- PAINTED WHITE
 - TEXT SILKSCREENED TO MATCH MAP #13795 "GRAYNOLA"
- MOUNTING:**
- VHB TAPE AND SILICONE ADHESIVE

2 SIGN TYPE R5A - FRONT ELEVATIONS
SCALE: 3" = 1'-0"

- MAIN ADA PANELS:** 6" X 8-3/4"
- 1/4" THERMOFORMED PANEL, SUEDE FINISH, BACKPAINTED WHITE
 - TACTILE THERMOFORMED LETTERS, TIPPED TO MATCH MAP#13795 "GRAYNOLA"
 - TACTILE THERMOFORMED GRADE 2 BRAILLE, CLEAR
- SECONDARY (NON-TACTILE) PANEL:** 6" X 3"
- 1/4" TH. P-95 ACRYLIC - EASE AND SMOOTH EDGES
 - BACK- PAINTED WHITE
 - TEXT SILKSCREENED TO MATCH MAP #13795 "GRAYNOLA"
- MOUNTING:**
- VHB TAPE AND SILICONE ADHESIVE

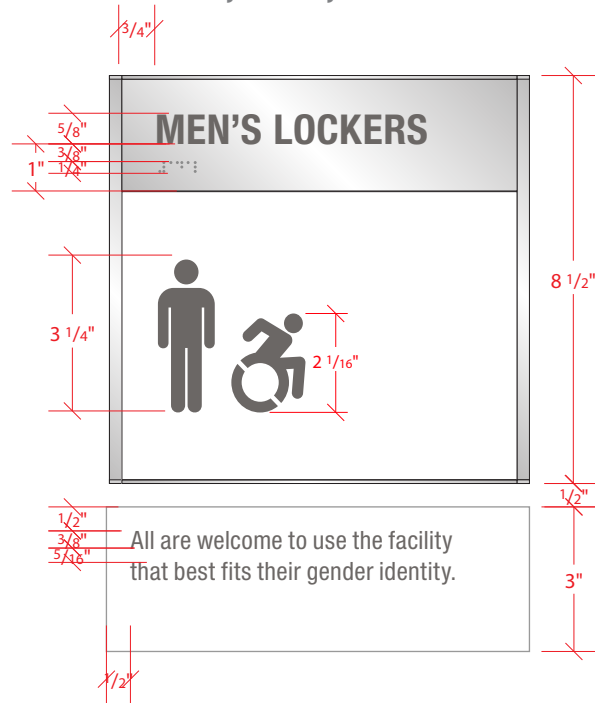
3 SIGN TYPE R6 - FRONT ELEVATIONS
SCALE: 3" = 1'-0"

- MAIN ADA PANELS:** 6" X 6"
- 1/4" THERMOFORMED PANEL, SUEDE FINISH, BACKPAINTED WHITE
 - TACTILE THERMOFORMED LETTERS, TIPPED TO MATCH MAP#13795 "GRAYNOLA"
 - TACTILE THERMOFORMED GRADE 2 BRAILLE, CLEAR
- MOUNTING:**
- VHB TAPE AND SILICONE ADHESIVE



5 R6 - TYPICAL INSTALLATION
SCALE: 3/8" = 1'-0"

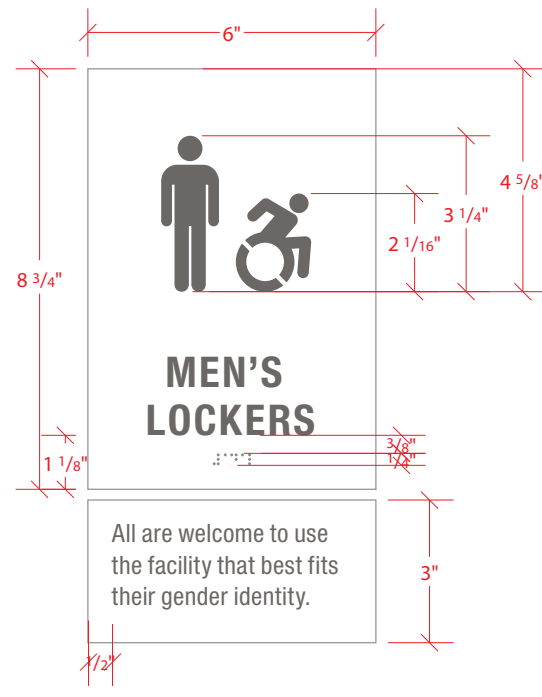
DETAILS - R7, R8, R9 ROOM IDENTIFICATION



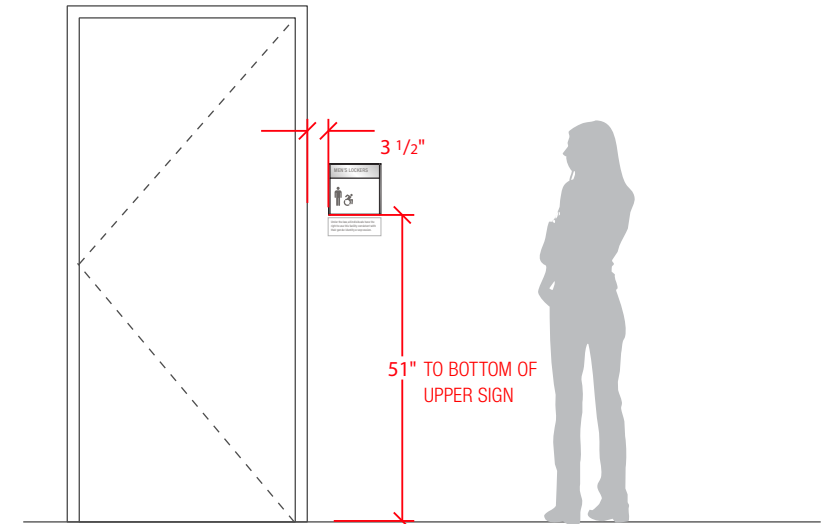
R7 LOCKER ROOM ID



R8 ALL GENDER LOCKERS



R9 LOCKER ID



4 **R7** - TYPICAL INSTALLATION
SCALE: 3/8" = 1'-0"

1 SIGN TYPE R7 - FRONT ELEVATION
SCALE: 3" = 1'-0"

SIZE: 8-1/2" X 8-1/2"
APCO FULLVIEW SERIES

MATERIALS:

- FVS8585(V)AB (SQUARE)
 - I.D. SIZE: 8 1/2" X 8 1/2"
 - COLOR: NATURAL SATIN
- SIGN INSERT:
 - HEADER PART CODE: NATURAL SATIN ANODIZED
 - SIZE: 2 3/8" X 8 1/2"
- DPT (DIRECT PRINT TACTILE) GRAPHICS:
 - COLOR: TO MATCH MAP # 13795 "GRAYNOLA"
 - BRAILLE COLOR: SAME AS BACKGROUND
- BOTTOM TACTILE PANEL
 - ICONS - RAISED DPT GRAPHICS COLOR TO MATCH MAP # 13795 "GRAYNOLA"
 - ON WHITE BACKGROUND
- COMPLETE SIGN AND GRAPHICS MANUFACTURED BY APCO
- SECONDARY (NON-TACTILE) PANEL:** 8.5"w x 3" h
 - 1/4" TH. P-95 ACRYLIC - EASE AND SMOOTH EDGES
 - BACK- PAINTED WHITE
 - TEXT SILKSCREENED TO MATCH MAP #13795 "GRAYNOLA"

MOUNTING:

- VHB AND SILICONE ADHESIVE

2 SIGN TYPE R8 - FRONT ELEVATION
SCALE: 3" = 1'-0"

MAIN ADA PANEL: 6" X 8-3/4"

- 1/4" THERMOFORMED PANEL, SUEDE FINISH, BACKPAINTED WHITE
- TACTILE THERMOFORMED LETTERS, TIPPED TO MATCH MAP#13795 "GRAYNOLA"
- TACTILE THERMOFORMED GRADE 2 BRAILLE, CLEAR

SECONDARY (NON-TACTILE) PANEL: 6" X 3"

- 1/4" TH. P-95 ACRYLIC - EASE AND SMOOTH EDGES
- BACK- PAINTED WHITE
- TEXT SILKSCREENED TO MATCH MAP #13795 "GRAYNOLA"

MOUNTING:

- VHB TAPE AND SILICONE ADHESIVE

3 SIGN TYPE R9 - FRONT ELEVATION
SCALE: 3" = 1'-0"

MAIN ADA PANEL: 6" X 8-3/4"

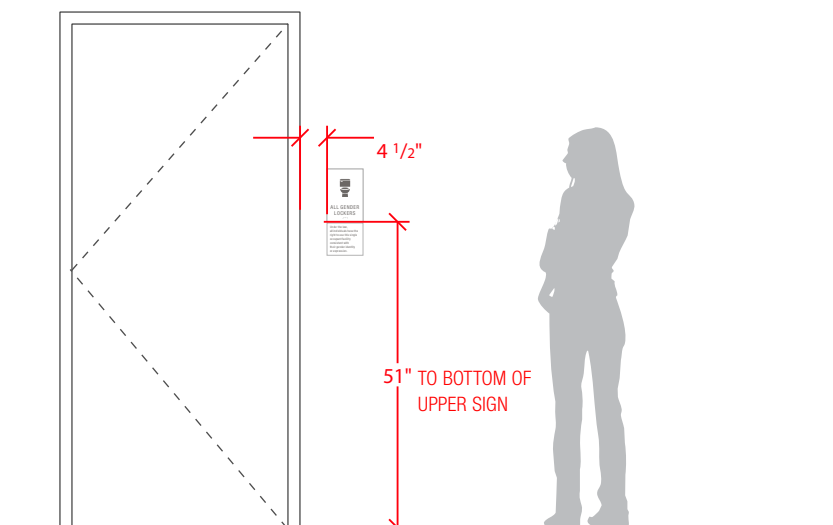
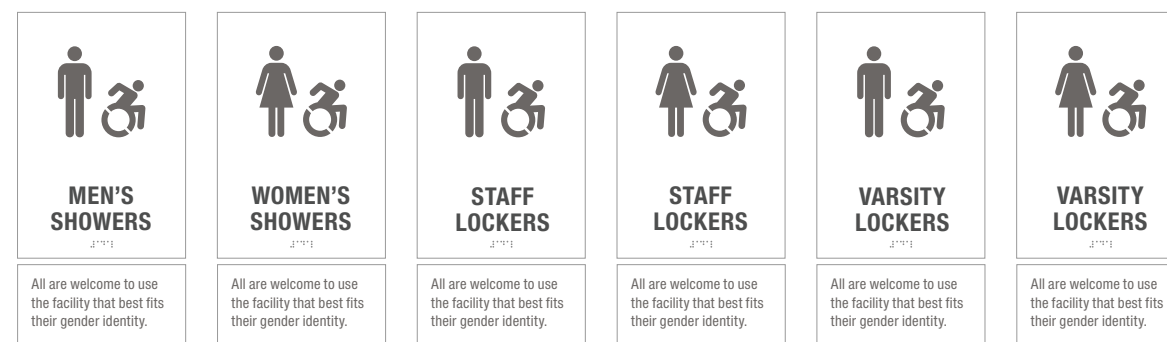
- 1/4" THERMOFORMED PANEL, SUEDE FINISH, BACKPAINTED WHITE
- TACTILE THERMOFORMED LETTERS, TIPPED TO MATCH MAP#13795 "GRAYNOLA"
- TACTILE THERMOFORMED GRADE 2 BRAILLE, CLEAR

SECONDARY (NON-TACTILE) PANEL: 6" X 3"

- 1/4" TH. P-95 ACRYLIC - EASE AND SMOOTH EDGES
- BACK- PAINTED WHITE
- TEXT SILKSCREENED TO MATCH MAP #13795 "GRAYNOLA"

MOUNTING:

- VHB TAPE AND SILICONE ADHESIVE



5 **R8 AND R9** -TYPICAL INSTALLATION
SCALE: 3/8" = 1'-0"

DETAILS - S8 EMERGENCY EXIT SIGN BAND



S8
EMERGENCY EXIT DOOR BAND

1 SIGN TYPE S8 - FRONT ELEVATION
SCALE: 3" = 1'-0"

MATERIALS:

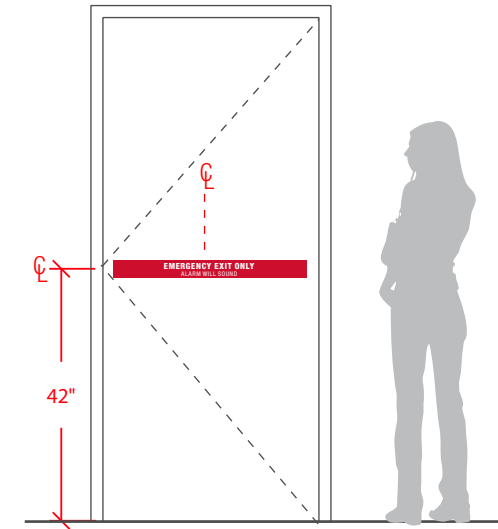
- 1/8" TH. ACRYLIC - EASE AND SMOOTH EDGES
- PAINTED RED TO MATCH PMS 186
- SILKSCREEN TEXT WHITE
- MATTE CLEAR COAT OVERALL

MOUNTING:

- FLUSH TO DOOR WITH VHB TAPE AND SILICONE

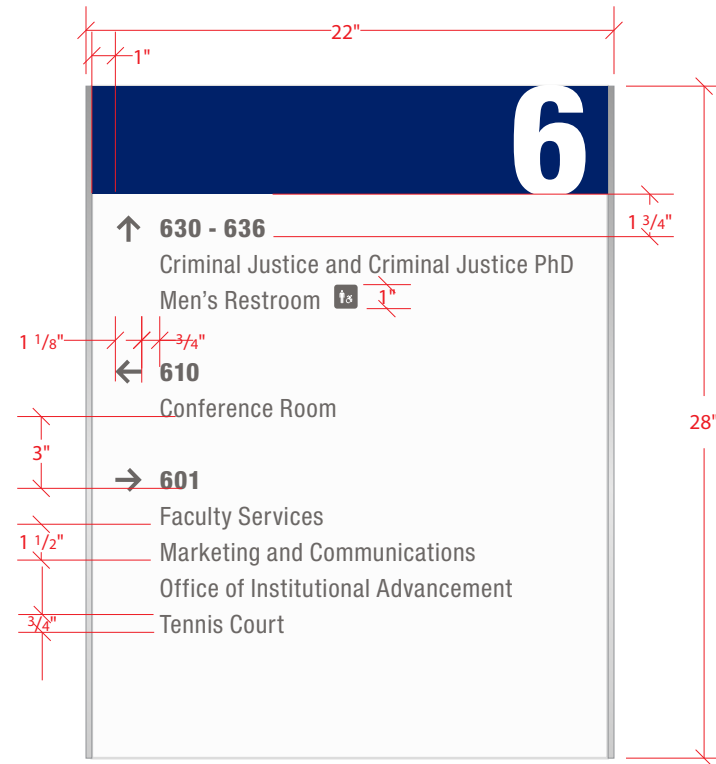
FIELD MEASURE:

- REVIEW AND MEASURE EACH LOCATION TO CONFIRM BAND WIDTH CAN WORK.



2 TYPICAL INSTALLATION S8
SCALE: 3/8" = 1'-0"

DETAILS - W4 AND W5 DIRECTIONALS



1 SIGN TYPE W4 - TYPICAL FRONT ELEVATION
SCALE: 1-1/2" = 1'-0"

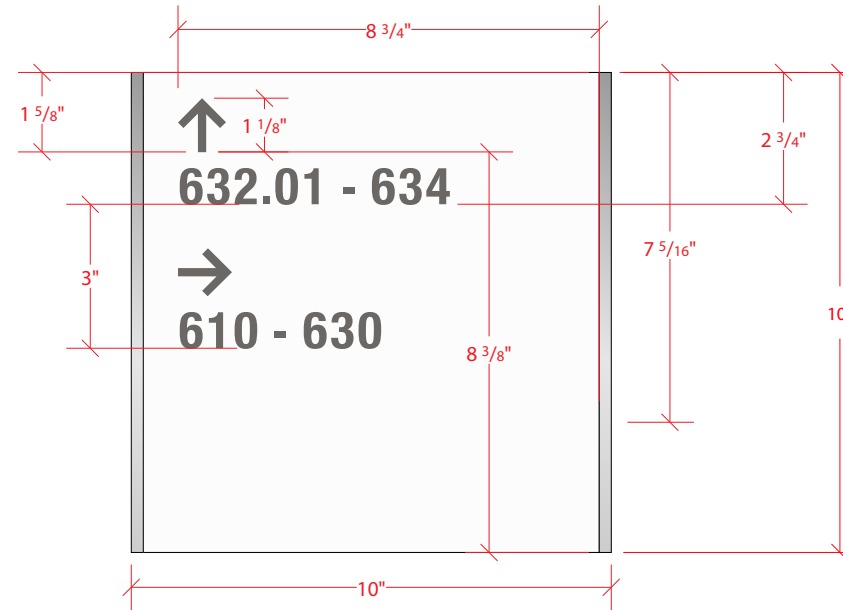
SIZE: 22" X 28"

- MATERIALS:**
- APCO "FULL VIEW" CHANGEABLE SIGN
- WITH NATURAL ALUMINUM FRAME COMPONENTS AND BACKGROUND PANEL
- DIGITALLY PRINTED PAPER INSERT -
- TEXT TO MATCH MAP # 13795 "GRAYNOLA"
- TOP BAND - PANTONE 280C

MOUNTING:

- VHB AND SILICONE ADHESIVE

NOTE: FINAL LAYOUTS TO BE CONFIRMED BY COLLEGE



2 SIGN TYPE W5 - TYPICAL FRONT ELEVATION
SCALE: 3" = 1'-0"

SIZE: 10" X 10"

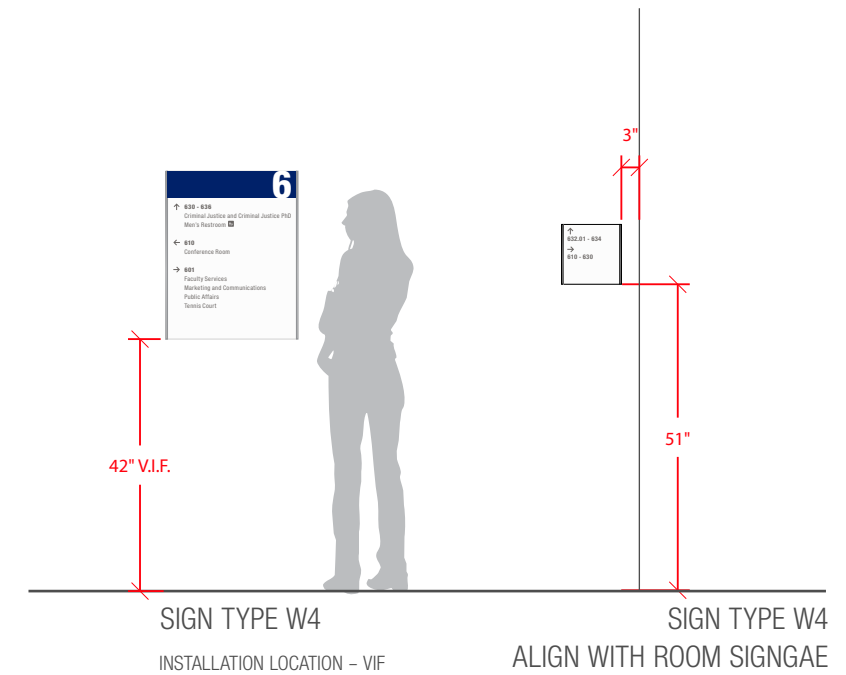
MATERIALS:

- APCO "FULL VIEW" CHANGEABLE SIGN
- WITH NATURAL ALUMINUM FRAME COMPONENTS AND BACKGROUND PANEL
- DIGITALLY PRINTED PAPER INSERT -
- TEXT TO MATCH MAP # 13795 "GRAYNOLA"

MOUNTING:

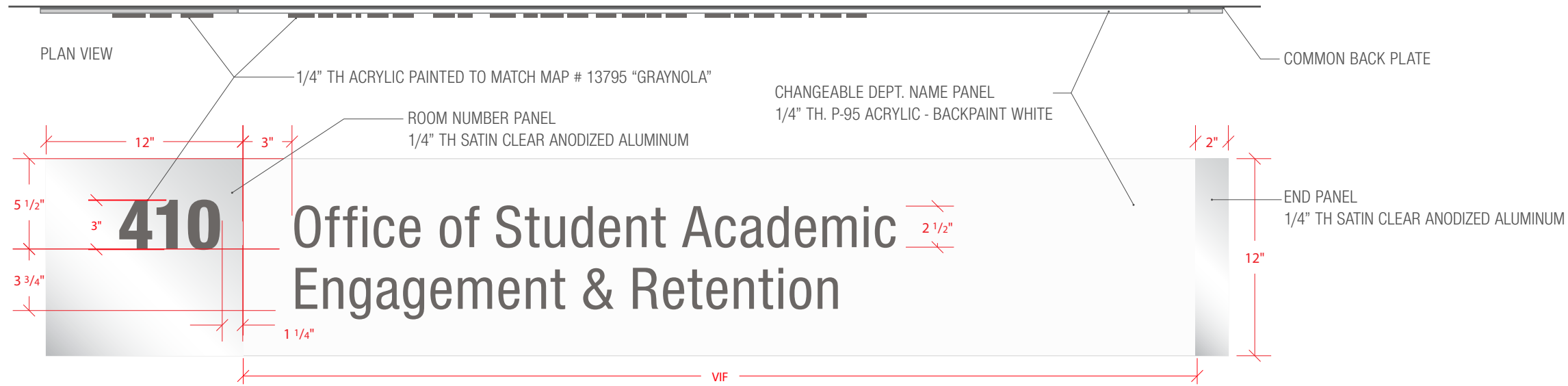
- VHB AND SILICONE ADHESIVE

NOTE: FINAL LAYOUTS TO BE CONFIRMED BY COLLEGE



3 TYPICAL INSTALLATION ELEVATION
SCALE: 3/8" = 1'-0"

DETAILS - W8A DEPARTMENT IDENTIFICATION



W8A WALL MOUNTED DEPT/ROOM ID (@ DOUBLE DOORS)

1 SIGN TYPE W8A - TYPICAL FRONT ELEVATION SCALE: 1-1/2" = 1'-0"

SIZE: OVERALL VARIES PER SIGN TYPE

- TYPICAL 12" H. x WIDTH OF DOORS (INCLUDING FRAME)
- FIELD VERIFY ALL LOCATIONS PRIOR TO FABRICATION

MATERIALS:

- NUMBER/ARROW & END PANELS - 1/4 TH. HORIZONTAL SHORT GRAIN SATIN ALUMINUM
- DEPARTMENT PANEL: 1/4 TH. P-95 ACRYLIC PANEL BACKPAINTED "WHITE" WITH 1/4 TH. P-95 ACRYLIC FACE AND RETURNS PAINTED
- DEPARTMENT NAME TO MATCH MAP #13795 "GRAYNOLA"


MOUNTING:

- SECURE P-95 ACRYLIC WITH 3M DUAL LOCK TO ALLOW CHANGEABILITY

NOTE: MATERIAL HARDWARE AND 3M DUAL LOCK TO BE PROVIDED FOR APPROVAL PRIOR TO FABRICATION.

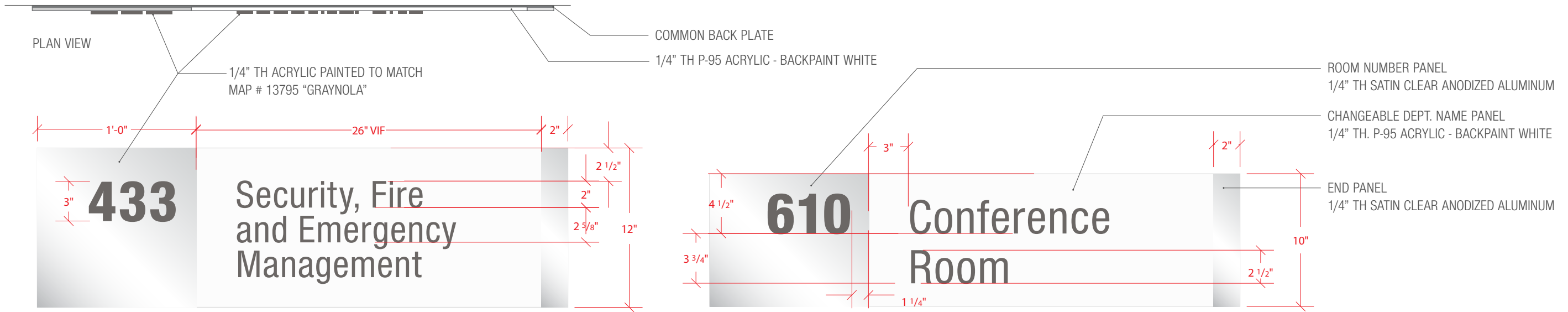
SIGN TO ALIGN WITH DOOR FRAME. FIELD MEASUREMENTS REQUIRED AND SITE SURVEY PRIOR TO FABRICATION.

SIGNS TO ALIGN WITH DOOR FRAMES AS SHOWN - VIF



2 TYPICAL INSTALLATION ELEVATION SCALE: 3/8" = 1'-0"

DETAILS - W8B, W8D AND W8E DEPARTMENT IDENTIFICATION



W8B WALL MOUNTED DEPT/ROOM ID (@ SINGLE DOOR)

W8D WALL MOUNTED DEPT/ROOM ID (@ SINGLE DOOR)

1 SIGN TYPE W8B, W8D AND W8E - TYPICAL FRONT ELEVATION
SCALE: 1-1/2" = 1'-0"

SIZE: OVERALL VARIES PER SIGN TYPE

- TYPICAL 12" H. x WIDTH OF DOORS (INCLUDING FRAME)
- FIELD VERIFY ALL LOCATIONS PRIOR TO FABRICATION

MATERIAL:

- NUMBER/ARROW & END PANELS - 1/4 TH. HORIZONTAL SHORT GRAIN SATIN ALUMINUM
- DEPARTMENT PANEL: 1/4" TH. P-95 ACRYLIC PANEL BACKPAINTED "WHITE" WITH 1/4" TH. P-95 ACRYLIC FACE AND RETURNS PAINTED DEPARTMENT NAME TO MATCH MAP #13795 "GRAYNOLA"

MOUNTING:

- SECURE P-95 ACRYLIC WITH 3M DUAL LOCK TO ALLOW CHANGEABILITY.



W8E WALL MOUNTED DEPT/ROOM ID (@ SINGLE DOOR)

SIGNS TO ALIGN WITH DOOR FRAMES AS SHOWN



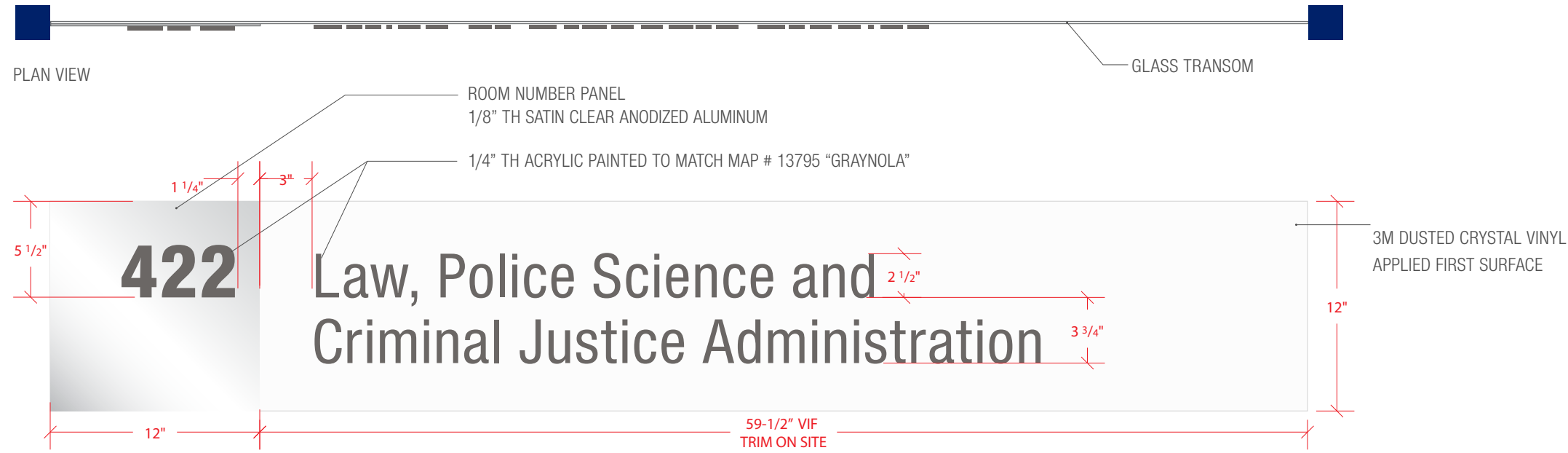
SIGN TYPE W8B

2 TYPICAL INSTALLATION ELEVATION
SCALE: 3/8" = 1'-0"

NOTE: MATERIAL HARDWARE AND 3M DUAL LOCK TO BE PROVIDED FOR APPROVAL PRIOR TO FABRICATION.

SIGN TO ALIGN WITH DOOR FRAME. FIELD MEASUREMENTS REQUIRED AND SITE SURVEY PRIOR TO FABRICATION.

DETAILS - W8C DEPARTMENT IDENTIFICATION



W8C DEPT/ROOM ID (@ GLASS TRANSOM)

1 SIGN TYPE W8C - TYPICAL FRONT ELEVATION
SCALE: 1-1/2" = 1'-0"

SIZE: OVERALL VARIES PER SIGN TYPE

- TYPICAL 12" H. x WIDTH OF GLASS TRANSOM
- FIELD VERIFY ALL LOCATIONS PRIOR TO FABRICATION

MATERIAL:

- NUMBER/ARROW PANEL - 1/8 TH. HORIZONTAL SHORT GRAIN SATIN ALUMINUM
- DEPARTMENT NAME PANEL: DIRECT PRINT DEPARTMENT NAME TO MATCH MAP # 13795 ON 3M "DUSTED CRYSTAL" VINYL
- 1/4" TH ACRYLIC LETTERS PAINTED TO MATCH MAP # 13795 "GRAYNOLA"

MOUNTING:

- 3M "DUSTED CRYSTAL" VINYL APPLIED FIRST SURFACE
- NUMBER/ARROW PANEL APPLIED TO GLASS W/ VHB TAPE, PROVIDE VINYL BACKER

NOTE: MATERIAL HARDWARE AND 3M DUAL LOCK TO BE PROVIDED FOR APPROVAL PRIOR TO FABRICATION.

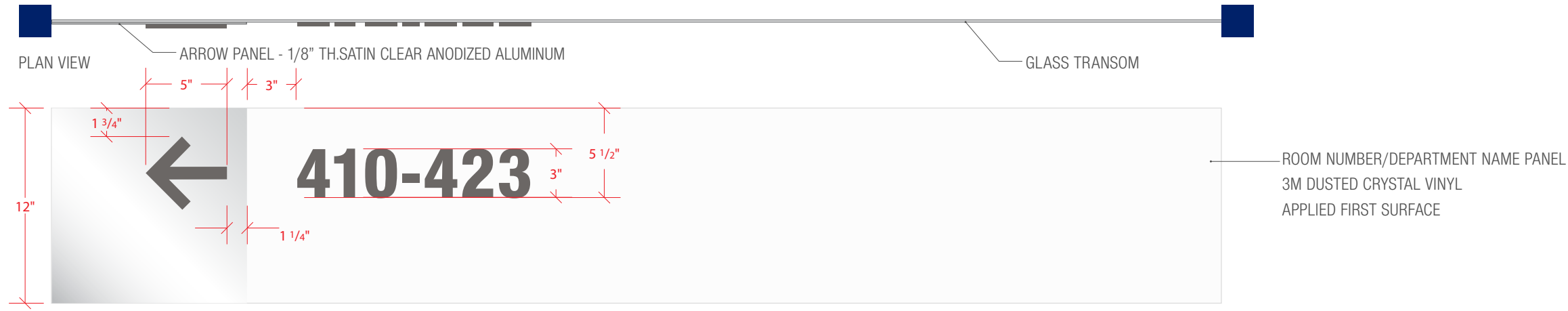
SIGN TO ALIGN WITH DOOR FRAME. FIELD MEASUREMENTS REQUIRED AND SITE SURVEY PRIOR TO FABRICATION.




SIGN TYPE W8C

2 TYPICAL INSTALLATION ELEVATION
SCALE: 3/8" = 1'-0"

DETAILS - W9B AND W9C OVERHEAD DIRECTIONALS



W9B OVERHEAD LEFT DIRECTIONAL ON GLASS TRANSOM



W9C OVERHEAD RIGHT DIRECTIONAL ON GLASS TRANSOM

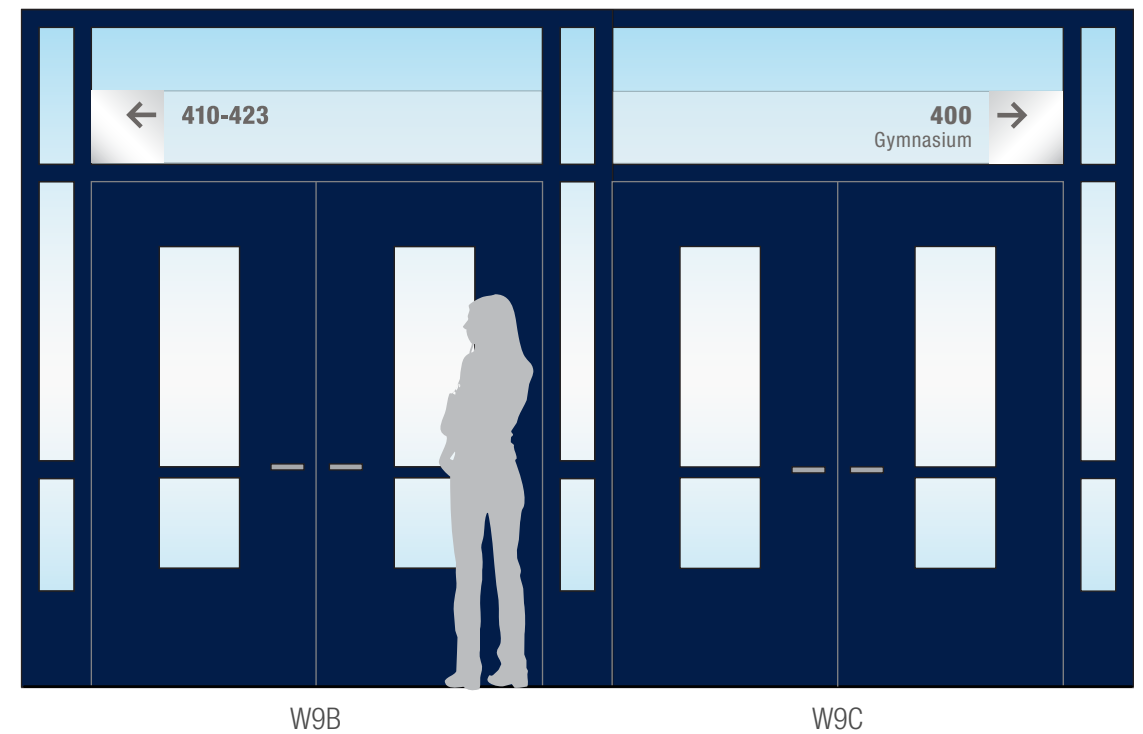
1 SIGN TYPE W9B AND W9C - TYPICAL FRONT ELEVATION
SCALE: 1-1/2" = 1'-0"

- SIZE:** OVERALL VARIES PER SIGN TYPE
- TYPICAL 12" H. x WIDTH OF GLASS TRANSOM
 - FIELD VERIFY ALL LOCATIONS PRIOR TO FABRICATION

- MATERIAL:**
- ARROW PANEL - 1/8 TH. HORIZONTAL SHORT GRAIN SATIN ALUMINUM
 - ROOM NUMBER/DEPARTMENT NAME: DIRECT PRINT DEPARTMENT NAME TO MATCH MAP # 13795 ON 3M "DUSTED CRYSTAL" VINYL
 - 1/4" TH ACRYLIC LETTERS PAINTED TO MATCH MAP # 13795 "GRAYNOLA"
 - ALT: DIRECT PRINT DEPARTMENT NAME ON P-95

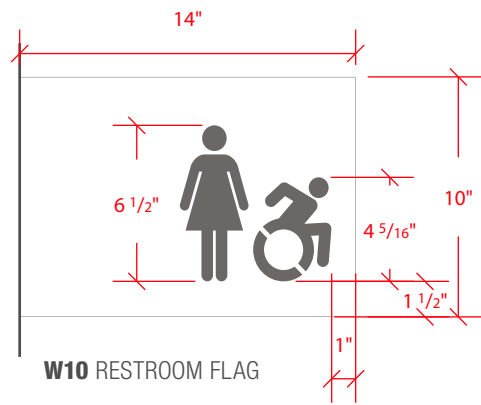
- MOUNTING:**
- 3M "DUSTED CRYSTAL" VINYL APPLIED FIRST SURFACE
 - ARROW PANELS APPLIED TO GLASS W/ VHB TAPE, PROVIDE VINYL BACKERS

NOTE: SIGN TO ALIGN WITH DOOR FRAME. FIELD MEASUREMENTS REQUIRED AND SITE SURVEY PRIOR TO FABRICATION.

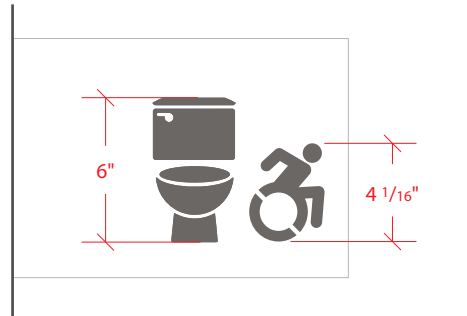
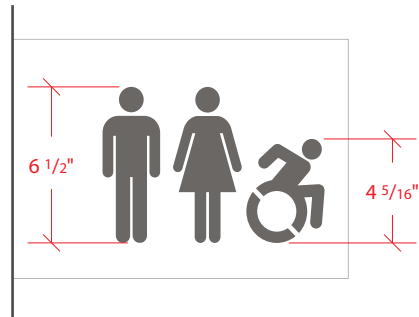


2 TYPICAL INSTALLATION ELEVATION
SCALE: 3/8" = 1'-0"

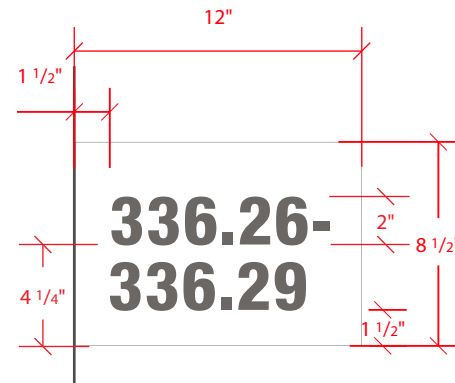
DETAILS - W10, W11, W12 FLAG SIGNS



W10 RESTROOM FLAG



2 W10 - TYP. ALT. LAYOUTS
SCALE: 1-1/2" = 1'-0"



W11 DIRECTIONAL FLAG

3 SIGN TYPE W11 (DIRECTIONAL)
SCALE: 1-1/2" = 1'-0"

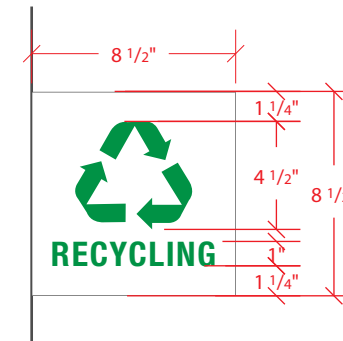
SIZE: 12" X 8-1/2" X 3/4" TH. (TWO SIDED)

MATERIALS:

- P95 ACRYLIC - BACKPAINTED WHITE SILKSCREEN TO MATCH MAP # 13795 "GRAYNOLA"
- @ TWO SIDES

MOUNTING:

- CONCEALED FASTENERS



W10 RECYCLING FLAG

4 SIGN TYPE W12 (RECYCLING)
SCALE: 3" = 1'-0"

SIZE: 8-1/2" X 8-1/2" X 3/4" TH. (TWO SIDED)

MATERIALS:

- P95 ACRYLIC - BACKPAINTED WHITE SILKSCREEN SYMBOL AND TEXT - GREEN
- DOUBLESIDED

MOUNTING:

- CONCEALED FASTENERS

1 SIGN TYPE W10 (RESTROOM)
SCALE: 1-1/2" = 1'-0"

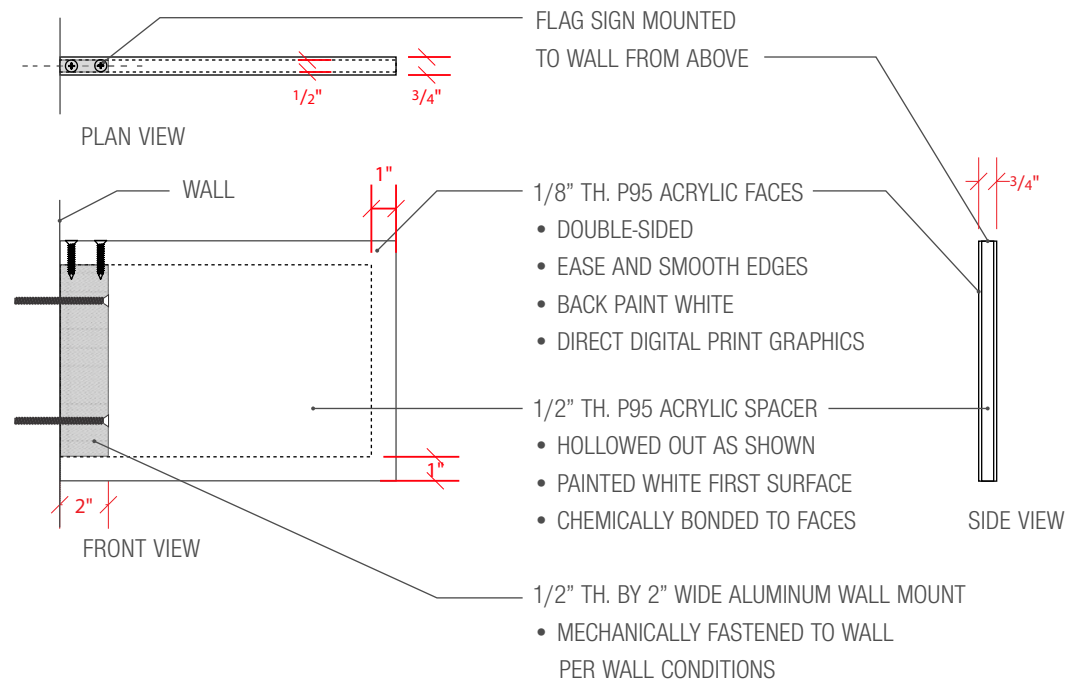
SIZE: 14" X 10" X 3/4" TH. (TWO SIDED)

MATERIALS:

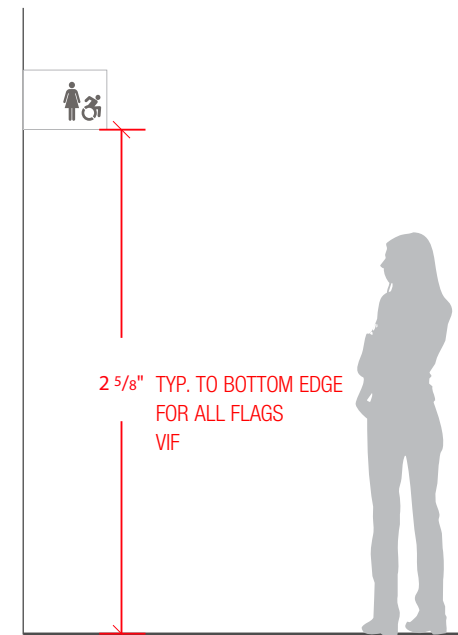
- P95 ACRYLIC - BACKPAINTED WHITE SILKSCREEN SYMBOL TO MATCH MAP # 13795 "GRAYNOLA"
- @ TWO SIDES

MOUNTING:

- CONCEALED FASTENERS



5 W10, W11, W12 - TYPICAL DETAILS
SCALE: 1-1/2" = 1'-0"



6 TYPICAL FLAG INSTALLATION ELEVATION
SCALE: 3/8" = 1'-0"

LOCKERS

SIZE: 15-7/8" CH (VIF)

MATERIALS:

- 1/4" TH. LASER CUT ACRYLIC LETTERS
- FACE AND RETURNS PAINTED TO MATCH PMS 280

MOUNTING:

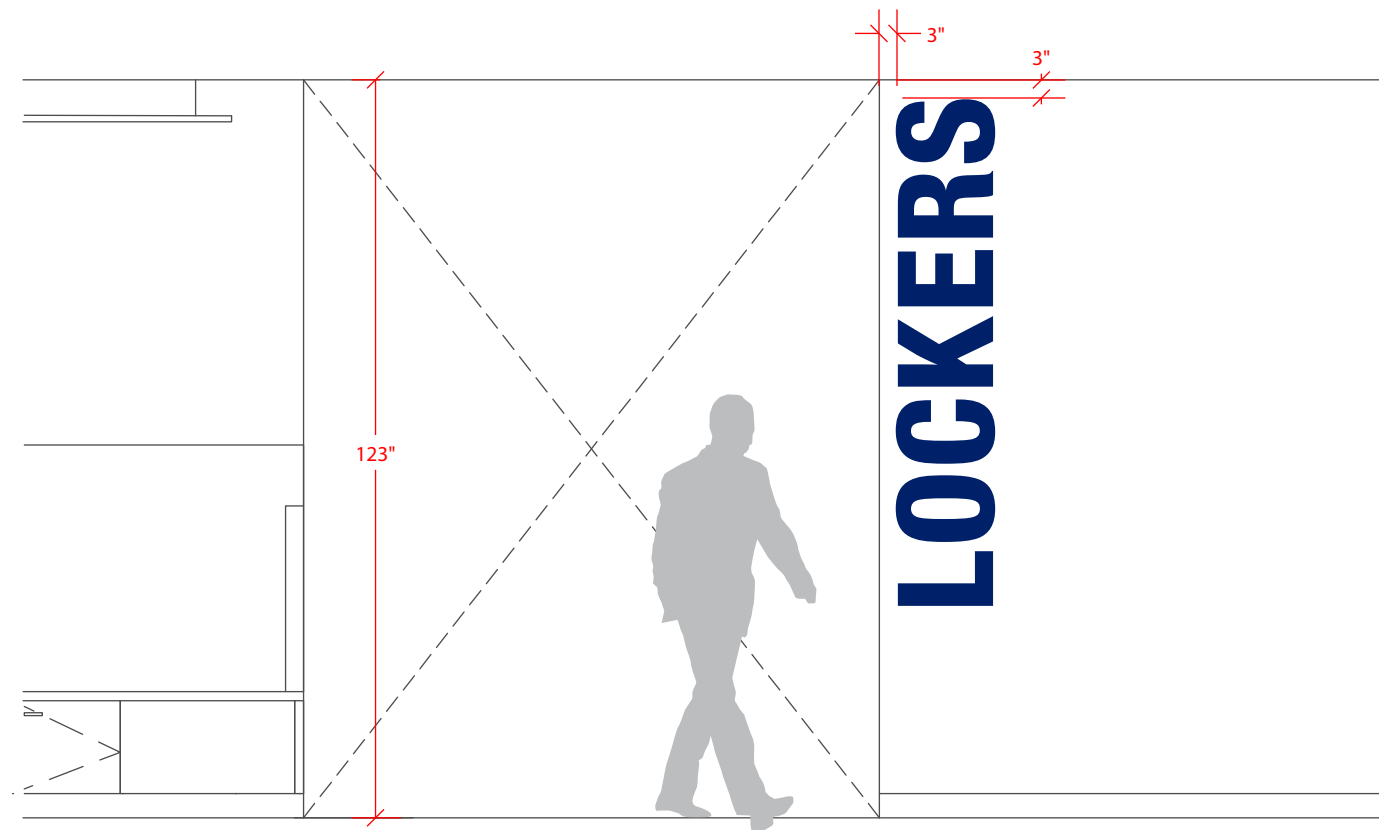
- BLIND STUD MOUNT TO WALL
- VERIFY SITE CONDITIONS

15 7/8"


W13 AREA IDENTIFICATION

FIELD MEASUREMENTS REQUIRED AND SITE SURVEY PRIOR TO FABRICATION.

1 **W13 - AREA IDENTIFICATION**
SCALE: 1-1/2" = 1'-0"



2 **W13 - ELEV. @ ENTRANCE TO LOCKER ROOMS**
SCALE: 3/8" = 1'-0"



3 **W13 - ELEV. @ ENTRANCE TO FITNESS CENTER**
SCALE: 3/8" = 1'-0"

SIGN LAYOUTS

HAAREN HALL BUILDING
JOHN JAY COLLEGE OF CRIMINAL JUSTICE

SIGNAGE & WAYFINDING | ISSUED FOR BID

C1 - FLOOR ID AND EGRESS MAP LAYOUTS

FLOOR C - LOCATION 112

FLOOR L - LOCATION 113

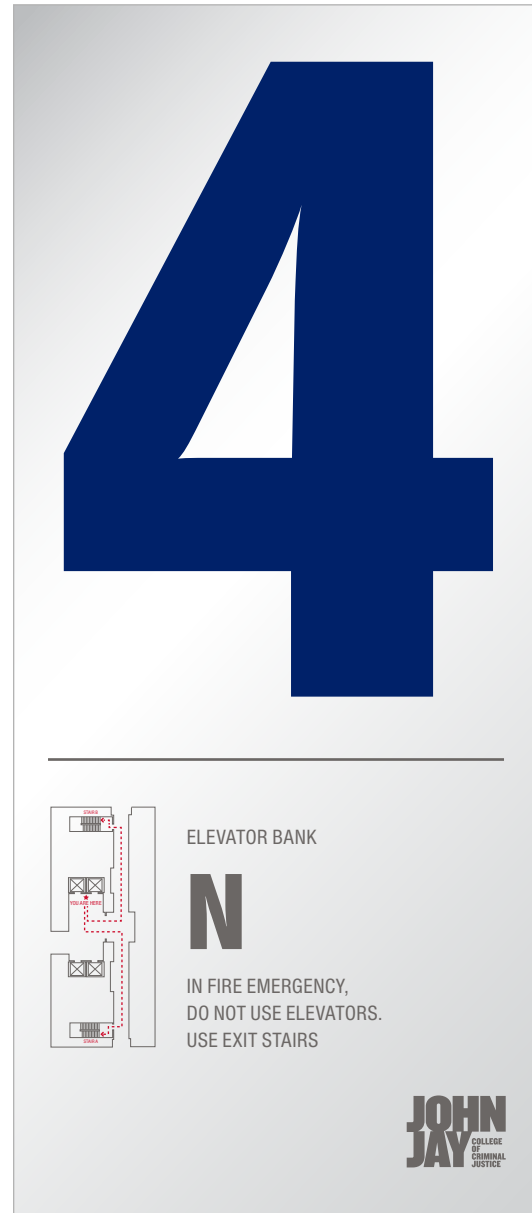
FLOOR 2 - LOCATION 121

FLOOR 3 - LOCATION 121

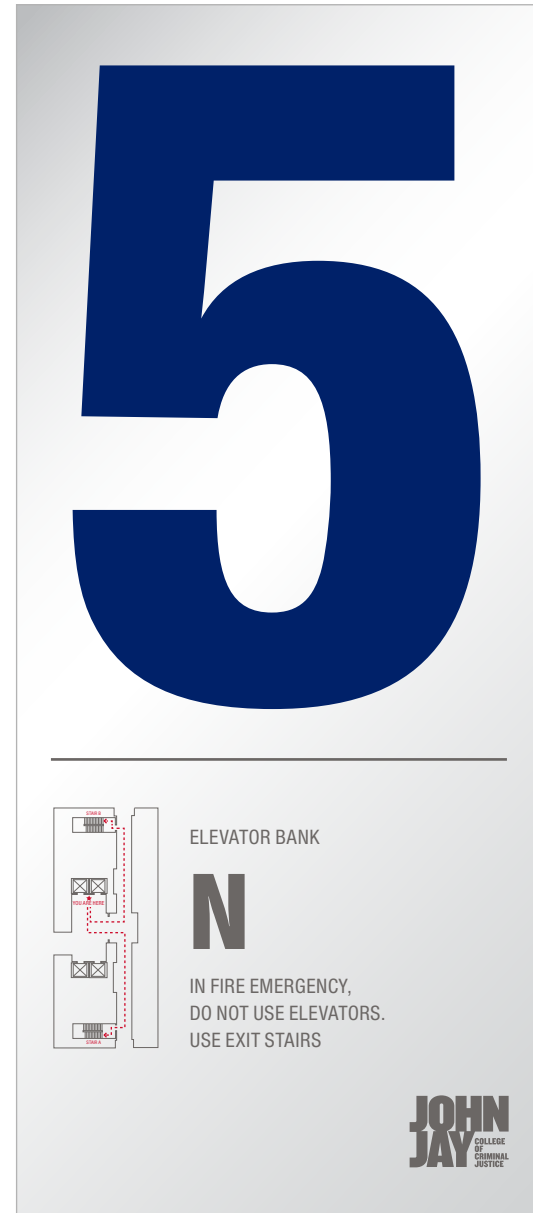
1 SIGN TYPE C1 @ FLOORS C, L, 2, 3 - LAYOUTS
SCALE: 1-1/2" = 1'-0"

FINAL EGRESS MAPS TO BE PROVIDED BY FABRICATOR
EXISTING IS FOR REFERENCE ONLY.
CORRECT ORIENTATION REQUIRED

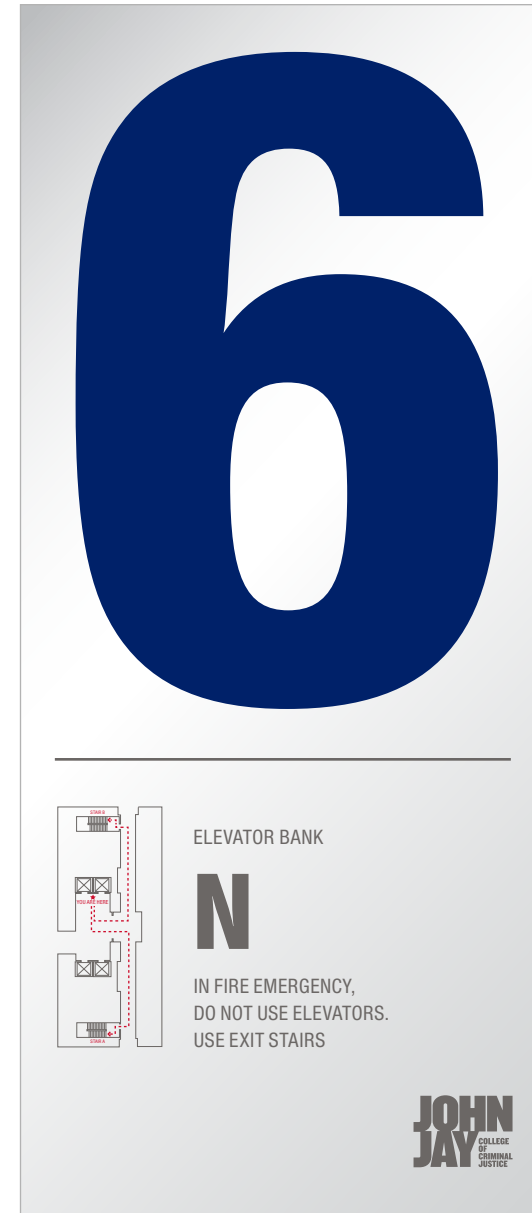
C1 - FLOOR ID AND EGRESS MAP LAYOUTS



FLOOR 4 - LOCATION 106



FLOOR 5 - LOCATION 107



FLOOR 6 - LOCATION 105

1 SIGN TYPE C1 @ FLOORS 4, 5, 6 - LAYOUTS
SCALE: 1-1/2" = 1'-0"

FINAL EGRESS MAPS TO BE PROVIDED BY FABRICATOR
EXISTING IS FOR REFERENCE ONLY.
CORRECT ORIENTATION REQUIRED

C2 - BUILDING DIRECTORY LAYOUTS

6	Criminal Justice and Criminal Justice PhD External Affairs Faculty Services Office of Institutional Advancement Legal Counsel	Marketing & Communications Office of Chief Diversity Officer/ Title IX Coordinator Office of the President Office of the Provost Tennis Court
5	Academic Programs Dispute Resolution Center Public Management Sociology	
4	Athletics Gymnasium Law, Police Science and Criminal Justice Administration Office of Student Academic Engagement & Retention Security, Fire and Emergency Management SEEK Department and Tutoring Labs	
3	Art and Music Communications and Theater Arts Institutional Effectiveness Fitness Center and Locker Rooms Teaching and Learning Center Theater and Event Support Services	
2	Completion for Upperclass Student Program Classrooms Faculty Senate Office Jay Walk Military and Veteran Services Shared Adjunct Rooms Student Research and Creativity Walkway to the New Building	
1	AUTHORIZED ACCESS ONLY Library Study Rooms	
L	Computer Lab Library Special Collections	
C	GWL Theater Backstage Pool and Lockers Print Shop	Walkway to the New Building

C2 @ FLOOR C

6	Criminal Justice and Criminal Justice PhD External Affairs Faculty Services Office of Institutional Advancement Legal Counsel	Marketing & Communications Office of Chief Diversity Officer/ Title IX Coordinator Office of the President Office of the Provost Tennis Court
5	Academic Programs Dispute Resolution Center Public Management Sociology	
4	Athletics Gymnasium Law, Police Science and Criminal Justice Administration Office of Student Academic Engagement & Retention Security, Fire and Emergency Management SEEK Department and Tutoring Labs	
3	Art and Music Communications and Theater Arts Institutional Effectiveness Fitness Center and Locker Rooms Teaching and Learning Center Theater and Event Support Services	
2	Completion for Upperclass Student Program Classrooms Faculty Senate Office Jay Walk Military and Veteran Services Shared Adjunct Rooms Student Research and Creativity Walkway to the New Building	
1	AUTHORIZED ACCESS ONLY Library Study Rooms	
L	Computer Lab Library Special Collections	
C	GWL Theater Backstage Pool and Lockers Print Shop	Walkway to the New Building

C2 @ FLOOR L

6	Criminal Justice and Criminal Justice PhD External Affairs Faculty Services Office of Institutional Advancement Legal Counsel	Marketing & Communications Office of Chief Diversity Officer/ Title IX Coordinator Office of the President Office of the Provost Tennis Court
5	Academic Programs Dispute Resolution Center Public Management Sociology	
4	Athletics Gymnasium Law, Police Science and Criminal Justice Administration Office of Student Academic Engagement & Retention Security, Fire and Emergency Management SEEK Department and Tutoring Labs	
3	Art and Music Communications and Theater Arts Institutional Effectiveness Fitness Center and Locker Rooms Teaching and Learning Center Theater and Event Support Services	
2	Completion for Upperclass Student Program Classrooms Faculty Senate Office Jay Walk Military and Veteran Services Shared Adjunct Rooms Student Research and Creativity Walkway to the New Building	
1	AUTHORIZED ACCESS ONLY Library Study Rooms	
L	Computer Lab Library Special Collections	
C	GWL Theater Backstage Pool and Lockers Print Shop	Walkway to the New Building

C2 @ FLOOR 2

6	Criminal Justice and Criminal Justice PhD External Affairs Faculty Services Office of Institutional Advancement Legal Counsel	Marketing & Communications Office of Chief Diversity Officer/ Title IX Coordinator Office of the President Office of the Provost Tennis Court
5	Academic Programs Dispute Resolution Center Public Management Sociology	
4	Athletics Gymnasium Law, Police Science and Criminal Justice Administration Office of Student Academic Engagement & Retention Security, Fire and Emergency Management SEEK Department and Tutoring Labs	
3	Art and Music Communications and Theater Arts Institutional Effectiveness Fitness Center and Locker Rooms Teaching and Learning Center Theater and Event Support Services	
2	Completion for Upperclass Student Program Classrooms Faculty Senate Office Jay Walk Military and Veteran Services Shared Adjunct Rooms Student Research and Creativity Walkway to the New Building	
1	AUTHORIZED ACCESS ONLY Library Study Rooms	
L	Computer Lab Library Special Collections	
C	GWL Theater Backstage Pool and Lockers Print Shop	Walkway to the New Building

C2 @ FLOOR 3

FIELD SURVEY TO CONFIRM ELEVATOR
BANK IS FREE OF ANY OBSTRUCTIONS.
FIELD MEASUREMENTS REQUIRED

1 SIGN TYPE C2 - FLOORS C, L, 2, 3 LAYOUTS
SCALE: 1-1/2" = 1'-0"

C2 - BUILDING DIRECTORY LAYOUTS

6	Criminal Justice and Criminal Justice PhD External Affairs Faculty Services Office of Institutional Advancement Legal Counsel	Marketing & Communications Office of Chief Diversity Officer/ Title IX Coordinator Office of the President Office of the Provost Tennis Court
5	Academic Programs Dispute Resolution Center Public Management Sociology	
4	Athletics Gymnasium Law, Police Science and Criminal Justice Administration Office of Student Academic Engagement & Retention Security, Fire and Emergency Management SEEK Department and Tutoring Labs	
3	Art and Music Communications and Theater Arts Institutional Effectiveness Fitness Center and Locker Rooms Teaching and Learning Center Theater and Event Support Services	
2	Completion for Upperclass Student Program Classrooms Faculty Senate Office Jay Walk Military and Veteran Services Shared Adjunct Rooms Student Research and Creativity Walkway to the New Building	
1	AUTHORIZED ACCESS ONLY Library Study Rooms	
L	Computer Lab Library Special Collections	
C	GWL Theater Backstage Pool and Lockers Print Shop	Walkway to the New Building

C2 @ FLOOR 4

6	Criminal Justice and Criminal Justice PhD External Affairs Faculty Services Office of Institutional Advancement Legal Counsel	Marketing & Communications Office of Chief Diversity Officer/ Title IX Coordinator Office of the President Office of the Provost Tennis Court
5	Academic Programs Dispute Resolution Center Public Management Sociology	
4	Athletics Gymnasium Law, Police Science and Criminal Justice Administration Office of Student Academic Engagement & Retention Security, Fire and Emergency Management SEEK Department and Tutoring Labs	
3	Art and Music Communications and Theater Arts Institutional Effectiveness Fitness Center and Locker Rooms Teaching and Learning Center Theater and Event Support Services	
2	Completion for Upperclass Student Program Classrooms Faculty Senate Office Jay Walk Military and Veteran Services Shared Adjunct Rooms Student Research and Creativity Walkway to the New Building	
1	AUTHORIZED ACCESS ONLY Library Study Rooms	
L	Computer Lab Library Special Collections	
C	GWL Theater Backstage Pool and Lockers Print Shop	Walkway to the New Building

C2 @ FLOOR 5

6	Criminal Justice and Criminal Justice PhD External Affairs Faculty Services Office of Institutional Advancement Legal Counsel	Marketing & Communications Office of Chief Diversity Officer/ Title IX Coordinator Office of the President Office of the Provost Tennis Court
5	Academic Programs Dispute Resolution Center Public Management Sociology	
4	Athletics Gymnasium Law, Police Science and Criminal Justice Administration Office of Student Academic Engagement & Retention Security, Fire and Emergency Management SEEK Department and Tutoring Labs	
3	Art and Music Communications and Theater Arts Institutional Effectiveness Fitness Center and Locker Rooms Teaching and Learning Center Theater and Event Support Services	
2	Completion for Upperclass Student Program Classrooms Faculty Senate Office Jay Walk Military and Veteran Services Shared Adjunct Rooms Student Research and Creativity Walkway to the New Building	
1	AUTHORIZED ACCESS ONLY Library Study Rooms	
L	Computer Lab Library Special Collections	
C	GWL Theater Backstage Pool and Lockers Print Shop	Walkway to the New Building

C2 @ FLOOR 6

FIELD SURVEY TO CONFIRM ELEVATOR
BANK IS FREE OF ANY OBSTRUCTIONS.
FIELD MEASUREMENTS REQUIRED

1 SIGN TYPE C2 - FLOORS 4, 5, 6 LAYOUTS
SCALE: 1-1/2" = 1'-0"

C

018
Aest

019
Multi-Purpose Room

020 - 024
C&L Theater Storage

016
PrintShop

ROOM C - JURY ROOM (2)

L

L101
Special Collections

L102
Theater

L103
Computer Lab

L104/105
Library

ROOM L - ADVISORY (2), (3)

1

ALL THIS FLOOR ACCESS IS ONLY

ROOM 1 - ADVISORY (1), (2)

2

201-202
Check into the school of Criminology

203
Upper Lounge

204
Completion for Age-related
Check-in Program

205
Class of Adjunct Room

206/207
Military and Veterans Services

208
Class of Adjunct Room

209
Faculty Senate Office

ROOM 2 - ADVISORY (1), (2)

1 ROOM TYPE: CB - BOARD ROOMS
DIMENSIONS: 17' - 17'

REVISIONS TO THE SIGNAGE DESIGN:
 1. 10/18/2022 - REVISED ROOM NUMBERS
 2. 10/18/2022 - REVISED ROOM NUMBERS
 3. 10/18/2022 - REVISED ROOM NUMBERS

3

1400
Publicity

1420
Art and Music

1422
Theater & Grand Support
Services Annex

1424
Individual Offices etc.

1426
Teaching and Learning Center

1430
Communications and Theater Arts
Theater & Grand Support Services

FRONT 3 - 1400-1430 - 11'6" x 10'6"

4

1418
Operations

1419
Office of Student Academic
Engagement & Retention

1428
Publicity Annex

1431
Publicity

1432
Law, Police Science, and
Criminal Justice Administration

1433
Conference Room

1434
SECX

1435
Security, Fire and
Emergency Management

1437 1438 1439
SECX Tutoring Labs

FRONT 4 - 1400-1439 - 10'6" x 10'

5

1411
Sociology

1412
Public Management Annex

1414
Academic Programs

1415
Academic Programs

1416
Conference Room

1417
Public Management

FRONT 5 - 1400-1417 - 10'6" x 10'

6

1411
Equality, Diversity,
Multicultural Communication
Office of Institutional Advancement

1411
Tennis Court

1412/1414/1416
Conference Room

1413
Office of the President

1415
Office of Institutional Advancement

1416
Legal Council
Chief Diversity Officer
Title III Coordinator

1417
Tennis Office

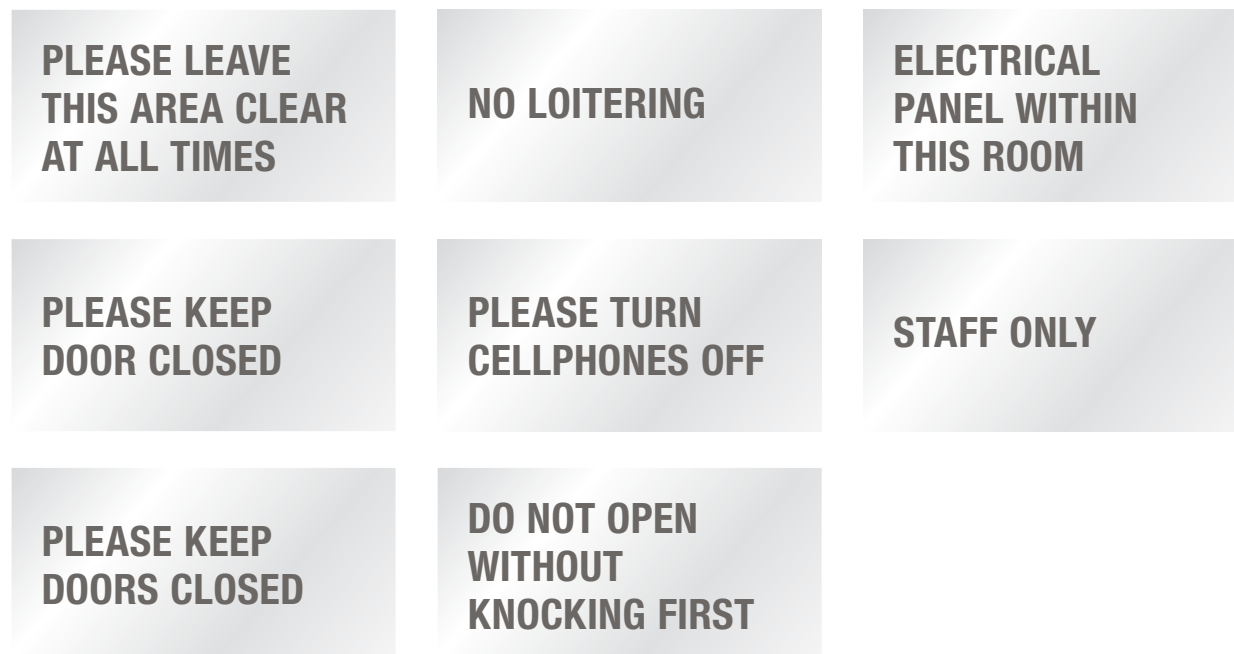
1418
Office of the President

1419/1420
Criminal Justice and
Criminal Justice PhD Program

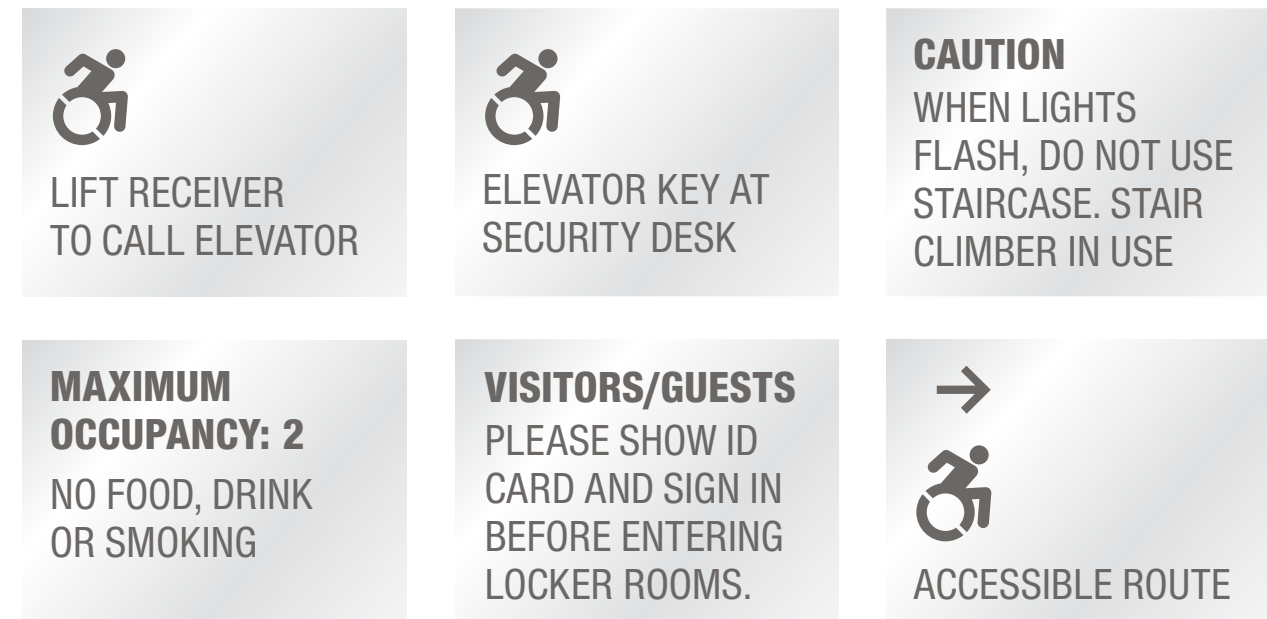
FRONT 6 - 1400-1420 - 10'6" x 10'

1. 1400-1439 - 11'6" x 10'6"
10'6" x 10'

L3A, L3B - SMALL AND MEDIUM REGULATORY SIGN LAYOUTS

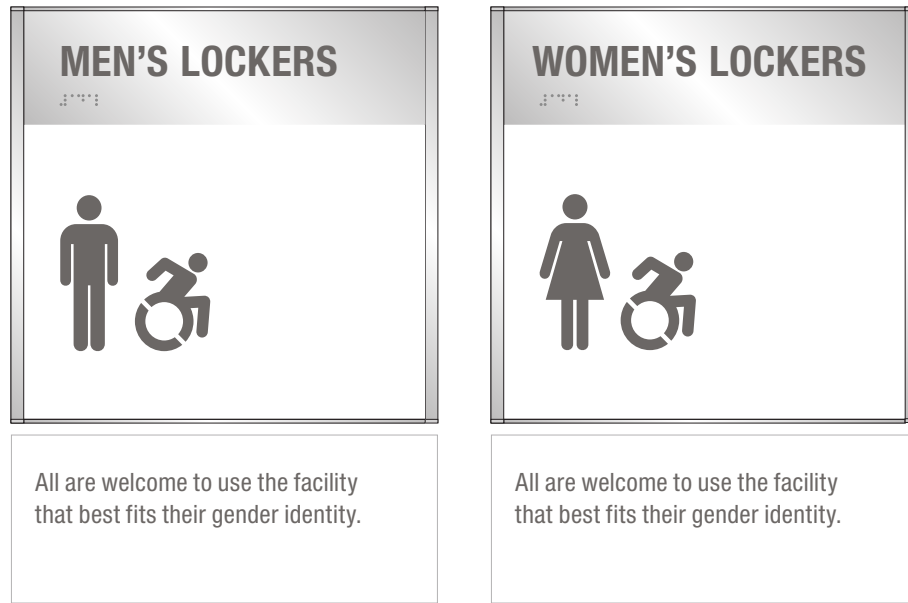


1 SIGN TYPE **L3A** SMALL REGULATORY - LAYOUTS
SCALE: 3" = 1'-0"

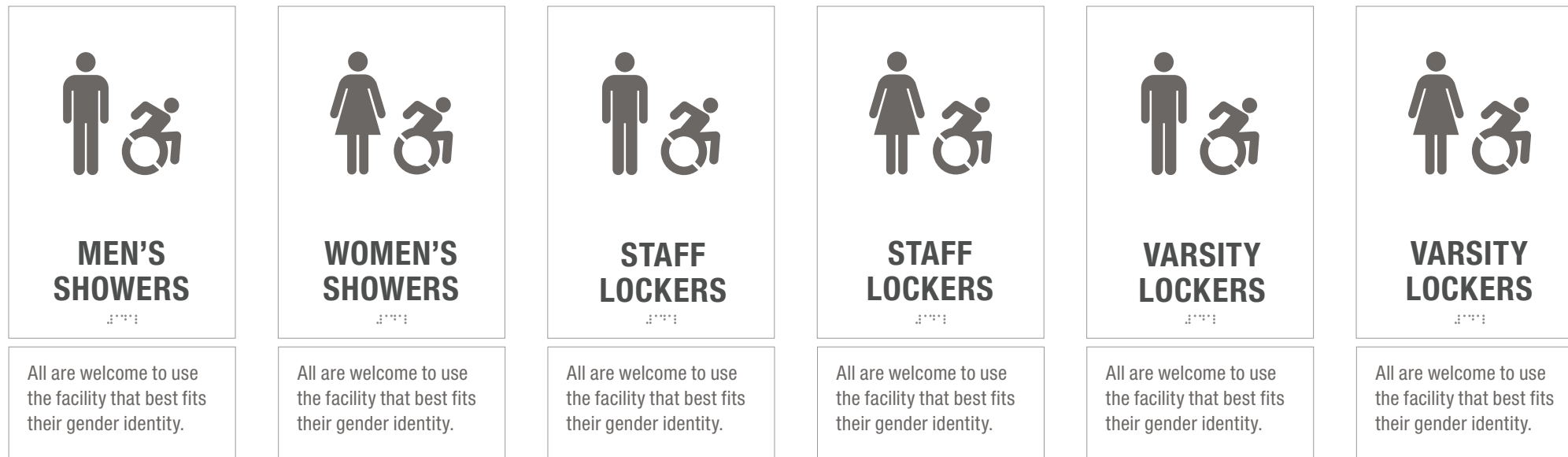


2 SIGN TYPE **L3B** MEDIUM REGULATORY - LAYOUTS
SCALE: 3" = 1'-0"

R7, R9 - LOCKER ROOM SIGN LAYOUTS



1 **R7 LOCKER ROOM ID @ VARSITY LOCKER ROOMS**
SCALE: 3" = 1'-0"



2 **R9 LOCKER ID**
SCALE: 3" = 1'-0"

W4 - FLOORS 2 AND 3 FLOOR DIRECTIONALS

2

← **220 - 229**
 Military and Veteran Service
 Shared Adjunct Room
 Completion for Upperclass
 Student Program

→ **210, 212, 230 - 238**
 Walkway to the New Building
 Shared Adjunct Room
 Faculty Senate Office
 Restrooms

FLOOR 2 - LOCATION 117
 SCALE: 1-1/2" = 1'-0"

2

← **212, 220 - 229**
 Military and Veteran Service
 Shared Adjunct Room
 Completion for Upperclass
 Student Program
 Women's Restroom

→ **210, 230 - 238**
 Shared Adjunct Room
 Faculty Senate Office
 Men's Restroom

FLOOR 2 - LOCATION 139
 SCALE: 1-1/2" = 1'-0"

2

← **212, 220 - 229**
 Military and Veteran Service
 Shared Adjunct Room
 Completion for Upperclass
 Student Program
 Women's Restroom

→ **210, 230 - 238**
 Shared Adjunct Room
 Faculty Senate Office
 Men's Restroom

FLOOR 2 - LOCATION 140
 SCALE: 1-1/2" = 1'-0"

2

← **210 - 213, 220 - 229**
 Military and Veteran Service
 Shared Adjunct Room
 Completion for Upperclass
 Student Program
 Walkway to the New Building
 Restrooms

→ **230 - 238**
 Faculty Senate Office
 Shared Adjunct Room

FLOOR 2 - LOCATION 128
 SCALE: 1-1/2" = 1'-0"

3

← **321 - 327**
 Art and Music

→ **310, 320, 330 - 336**
 Communications and Theater Arts
 Theater and Event Support Services
 Teaching and Learning Center
 Institutional Effectiveness
 Restrooms

FLOOR 3 - LOCATION 138
 SCALE: 1-1/2" = 1'-0"

3

← **320 - 327**
 Art and Music
 Women's Restroom

→ **330 - 336**
 Communications and Theater Arts
 Theater and Event Support Services
 Teaching and Learning Center
 Institutional Effectiveness
 Men's Restroom

FLOOR 3 - LOCATION 139
 SCALE: 1-1/2" = 1'-0"

3

← **320 - 327**
 Art and Music
 Women's Restroom

→ **330 - 336**
 Communications and Theater Arts
 Theater and Event Support Services
 Teaching and Learning Center
 Institutional Effectiveness
 Men's Restroom

FLOOR 3 - LOCATION 142
 SCALE: 1-1/2" = 1'-0"

3

← **310, 320 - 330**
 Art and Music
 Restrooms

→ **332 - 336**
 Communications and Theater Arts
 Theater and Event Support Services
 Teaching and Learning Center
 Institutional Effectiveness

FLOOR 3 - LOCATION 132
 SCALE: 1-1/2" = 1'-0"

W4 - FLOORS 4 AND 5 FLOOR DIRECTIONALS

4

← **420 - 423**
 Law, Police Science and
 Criminal Justice Administration
 Athletics Annex
 Women's Restroom

→ **410, 413, 430 - 439**
 Athletics
 Gymnasium
 Student Academic Engagement
 & Retention
 Security, Fire and Emergency Management
 SEEK Department and Tutoring Labs
 Restrooms

FLOOR 6 - LOCATION 102
 SCALE: 1-1/2" = 1'-0"

4

← **413, 420 - 423**
 Law, Police Science and
 Criminal Justice Administration
 Athletics Annex
 Women's Restroom

→ **430 - 439**
 Office of Student Academic Engagement
 & Retention
 Security, Fire and Emergency Management
 SEEK Department and Tutoring Labs
 Men's Restroom

FLOOR 6 - LOCATION 132
 SCALE: 1-1/2" = 1'-0"

4

← **413, 420 - 423**
 Law, Police Science and
 Criminal Justice Administration
 Athletics Annex
 Women's Restroom

→ **430 - 439**
 Office of Student Academic Engagement
 & Retention
 Security, Fire and Emergency Management
 SEEK Department and Tutoring Labs
 Men's Restroom

FLOOR 6 - LOCATION 134
 SCALE: 1-1/2" = 1'-0"

4

← **410, 413, 420 - 423**
 Law, Police Science and
 Criminal Justice Administration
 Athletics Annex
 Athletics
 Gymnasium
 Office of Student Academic
 Engagement & Retention
 Restrooms

→ **431 - 439**
 SEEK Department and Tutoring Labs
 Security, Fire and Emergency Management

FLOOR 6 - LOCATION 119
 SCALE: 1-1/2" = 1'-0"

5

← **520 - 523**
 Sociology
 Dispute Resolution Center
 Public Management

→ **530 - 533**
 Academic Programs
 Public Management
 Restrooms

FLOOR 5 - LOCATION 133
 SCALE: 1-1/2" = 1'-0"

5

← **520 - 523**
 Sociology
 Dispute Resolution Center
 Public Management
 Women's Restroom

→ **530 - 533**
 Academic Programs
 Public Management
 Men's Restroom

FLOOR 5 - LOCATION 143
 SCALE: 1-1/2" = 1'-0"

5

← **520 - 523**
 Sociology
 Dispute Resolution Center
 Public Management
 Women's Restroom

→ **530 - 533**
 Academic Programs
 Public Management
 Men's Restroom

FLOOR 5 - LOCATION 147
 SCALE: 1-1/2" = 1'-0"

5


← **520 - 530**
 Sociology
 Dispute Resolution Center
 Public Management
 Academic Programs
 Restrooms

→ **532 - 533**
 Academic Programs
 Public Management

FLOOR 5 - LOCATION 130
 SCALE: 1-1/2" = 1'-0"


W4 - FLOOR 6 FLOOR DIRECTIONALS

6

- ← **620 - 625**
Office of the President
External Affairs
Office of Institutional Effectiveness
Office of Legal Counsel
Office of Chief Diversity Officer/
Title IX Coordinator
- Office of the Provost
- **601 - 636**
Faculty Services
Marketing and Communications
Office of Institutional Effectiveness
Tennis Court
Criminal Justice and Criminal Justice PhD
Restrooms 


FLOOR 6 - LOCATION 128
SCALE: 1-1/2" = 1'-0"

6

- ↑ **620 - 625**
Office of the President
External Affairs
Institutional Effectiveness
Office of Legal Counsel
Office of Chief Diversity Officer/
Title IX Coordinator
- Office of the Provost 
- Women's Restroom
- ← **601**
Faculty Services
Marketing and Communications
Office of Institutional Effectiveness
Tennis Court


FLOOR 6 - LOCATION 123
SCALE: 1-1/2" = 1'-0"

6

- ↑ **630 - 636**
Criminal Justice and Criminal Justice PhD
Men's Restroom 
- ← **610**
Conference Room
- **601**
Faculty Services
Marketing and Communications
Office of Institutional Effectiveness
Tennis Court

FLOOR 6 - LOCATION 121
SCALE: 1-1/2" = 1'-0"

6

- ← **601 - 625**
Office of the President
External Affairs
Institutional Effectiveness
Office of Legal Counsel
Office of Chief Diversity Officer/
Title IX Coordinator
- Office of the Provost
Faculty Services
Marketing and Communications
Office of Institutional Effectiveness
Tennis Court
Restrooms 
- **630 - 636**
Criminal Justice and Criminal Justice PhD

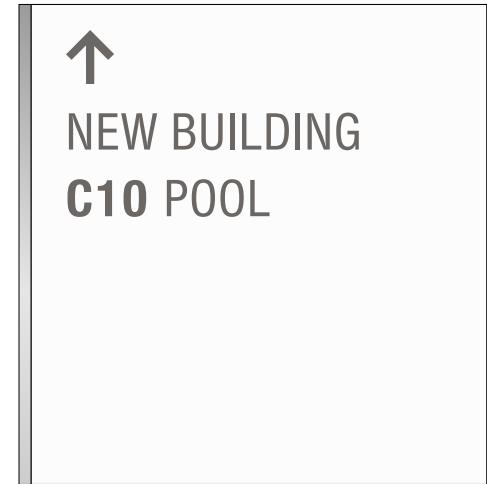
FLOOR 6 - LOCATION 157
SCALE: 1-1/2" = 1'-0"

ALL LAYOUTS TO BE CONFIRMED AND APPROVED BY THE COLLEGE.

W5 - FLOORS C AND L DIRECTIONALS



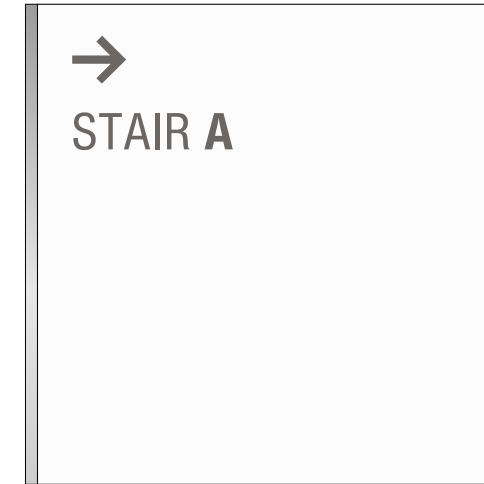
FLOOR C - LOCATION 108
SCALE: 3" = 1'-0"




FLOOR C - LOCATION 111
SCALE: 3" = 1'-0"



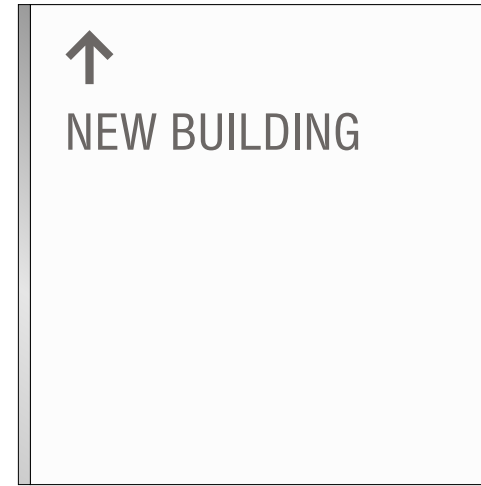
FLOOR C - LOCATION 114
SCALE: 3" = 1'-0"



FLOOR C - LOCATION 129
SCALE: 3" = 1'-0"




FLOOR C - LOCATION 134
SCALE: 3" = 1'-0"



FLOOR L - LOCATION 106
SCALE: 3" = 1'-0"

NOTE: FINAL LAYOUTS TO BE CONFIRMED BY COLLEGE

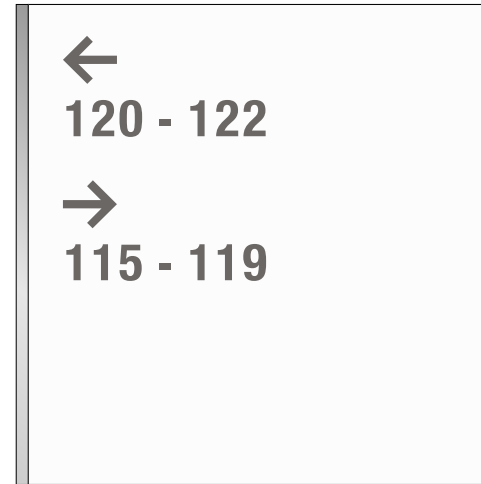
W5 - FLOOR 1 DIRECTIONALS



FLOOR 1 - LOCATION 108
SCALE: 3" = 1'-0"



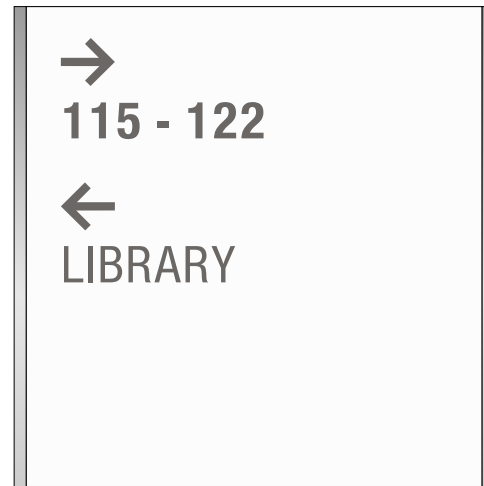
FLOOR 1 - LOCATION 107
SCALE: 3" = 1'-0"



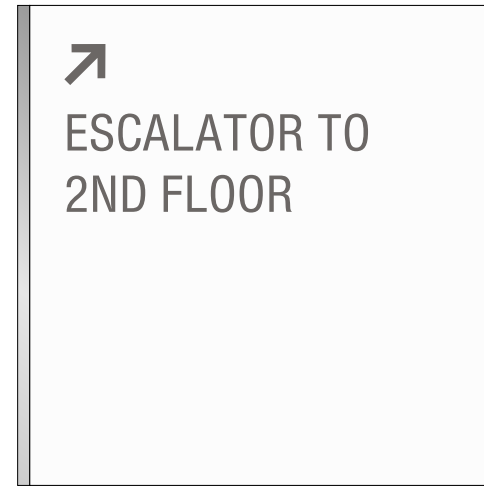
FLOOR 1 - LOCATION 105
SCALE: 3" = 1'-0"



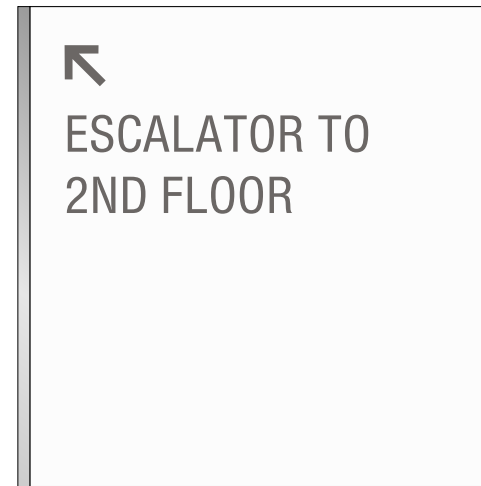
FLOOR 1 - LOCATION 114
SCALE: 3" = 1'-0"



FLOOR 1 - LOCATION 119
SCALE: 3" = 1'-0"



FLOOR 1 - LOCATION 124
SCALE: 3" = 1'-0"



FLOOR 1 - LOCATION 127
SCALE: 3" = 1'-0"

NOTE: FINAL LAYOUTS TO BE CONFIRMED BY COLLEGE

W5 - FLOOR 2 DIRECTIONALS



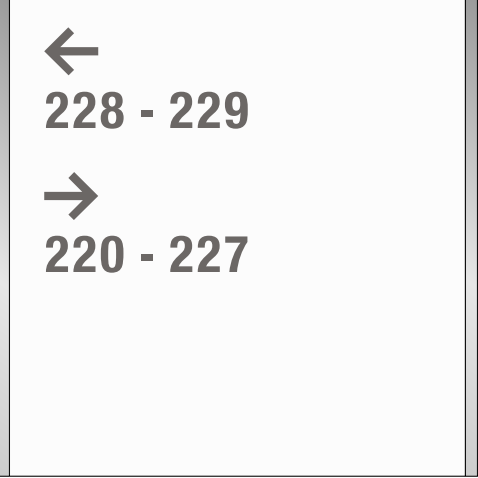
FLOOR 2 - LOCATION 103
SCALE: 3" = 1'-0"



FLOOR 2 - LOCATION 102
SCALE: 3" = 1'-0"



FLOOR 2 - LOCATION 132
SCALE: 3" = 1'-0"



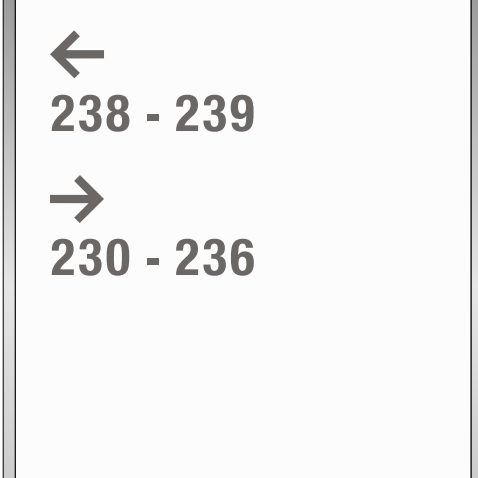
FLOOR 2 - LOCATION 152
SCALE: 3" = 1'-0"



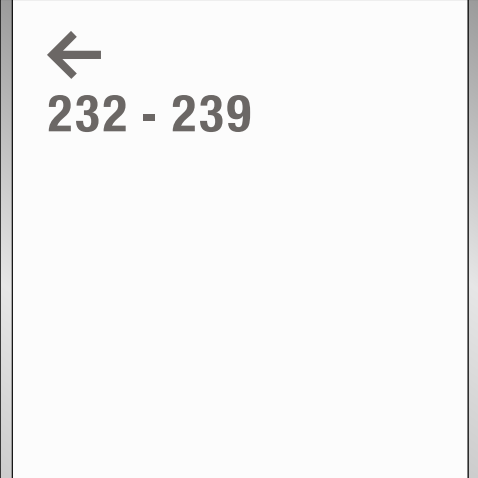
FLOOR 2 - LOCATION 151
SCALE: 3" = 1'-0"



FLOOR 2 - LOCATION 153
SCALE: 3" = 1'-0"



FLOOR 2 - LOCATION 158
SCALE: 3" = 1'-0"



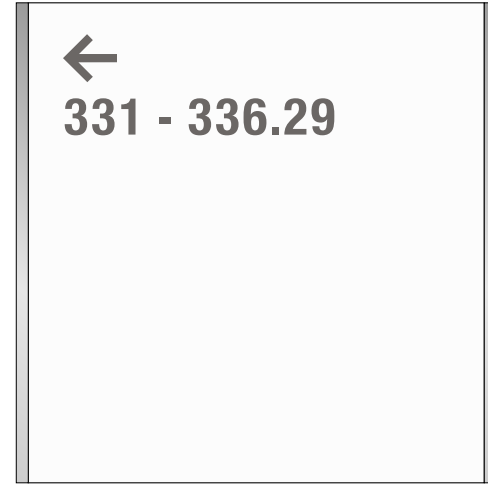
FLOOR 2 - LOCATION 129
SCALE: 3" = 1'-0"

NOTE: FINAL LAYOUTS TO BE CONFIRMED BY COLLEGE

W5 - FLOORS 3, 5 AND 6 DIRECTIONALS



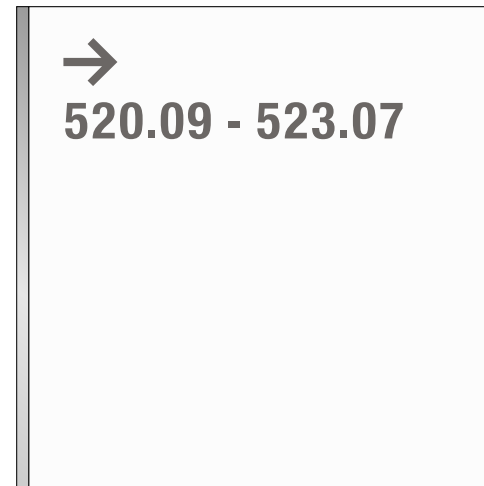
FLOOR 3 - LOCATION 137
SCALE: 3" = 1'-0"




FLOOR 3 - LOCATION 130
SCALE: 3" = 1'-0"




FLOOR 4 - LOCATION 125
SCALE: 3" = 1'-0"




FLOOR 5 - LOCATION 136
SCALE: 3" = 1'-0"



FLOOR 5 - LOCATION 131
SCALE: 3" = 1'-0"




FLOOR 6 - LOCATION 132
SCALE: 3" = 1'-0"

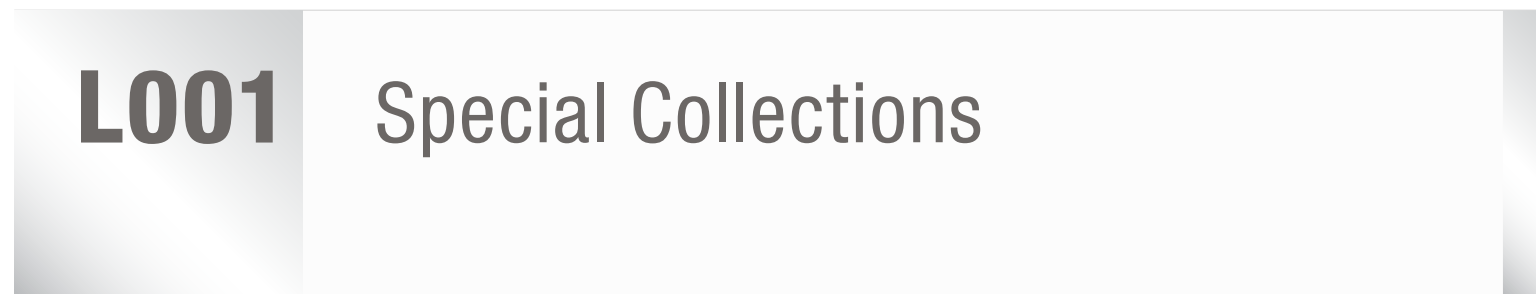


FLOOR 6 - LOCATION 136
SCALE: 3" = 1'-0"

NOTE: FINAL LAYOUTS TO BE CONFIRMED BY COLLEGE




W8A WALL MOUNTED DEPT/ROOM ID (@ DOUBLE DOORS) - CONFIRM WIDTH
FLOOR C - LOCATION 131

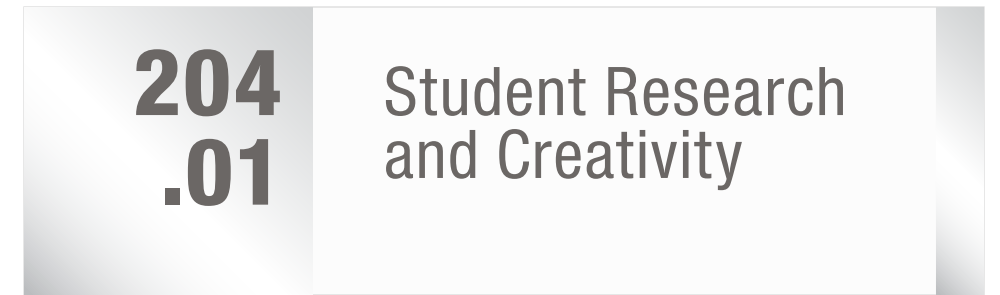


W8A WALL MOUNTED DEPT/ROOM ID (@ DOUBLE DOORS) - CONFIRM WIDTH AND SITE CONDITIONS
FLOOR L - LOCATION 136

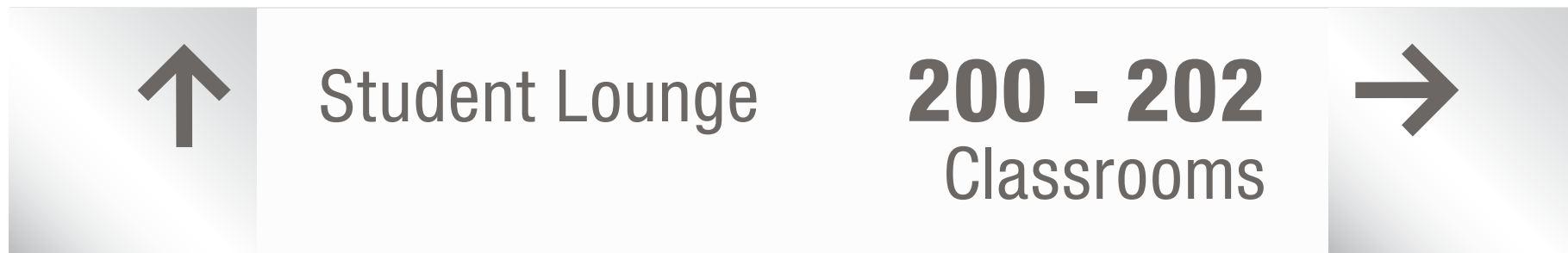
W8, W9 - OVERHEAD DIRECTIONALS AND DEPT/ROOM ID FLOOR 2



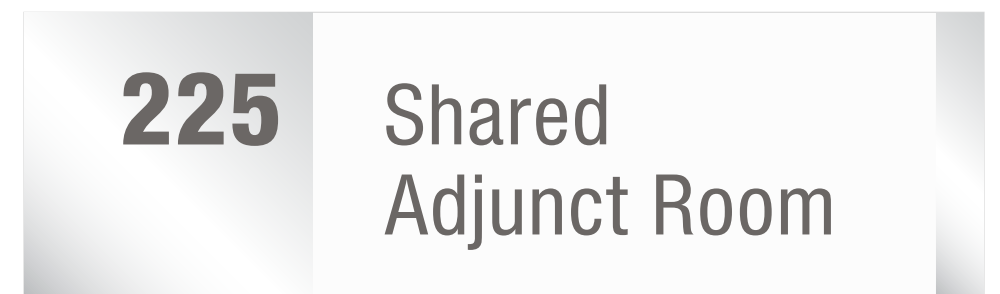
W9A WALL MOUNTED DEPT/ROOM ID (@ DOUBLE DOORS) 76" WIDE
FLOOR 2 - LOCATION 113



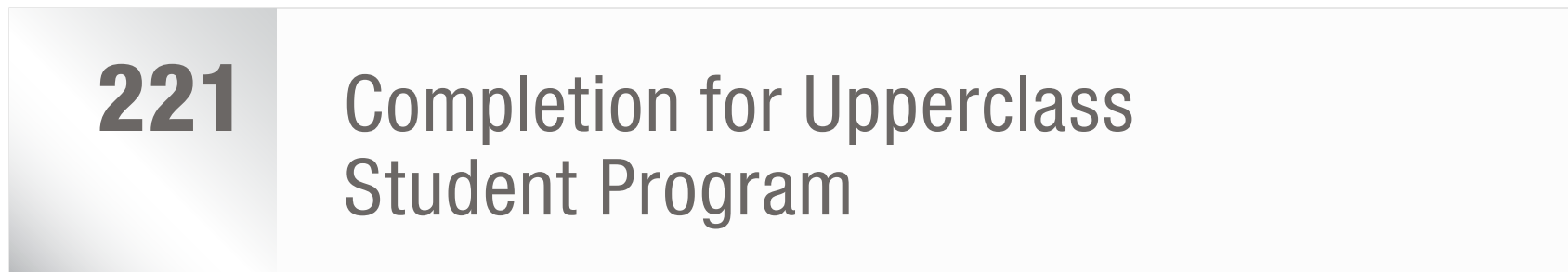
W8B WALL MOUNTED DEPT/ROOM ID (@ SINGLE DOOR) - CONFIRM WIDTH
FLOOR 2 - LOCATION 108



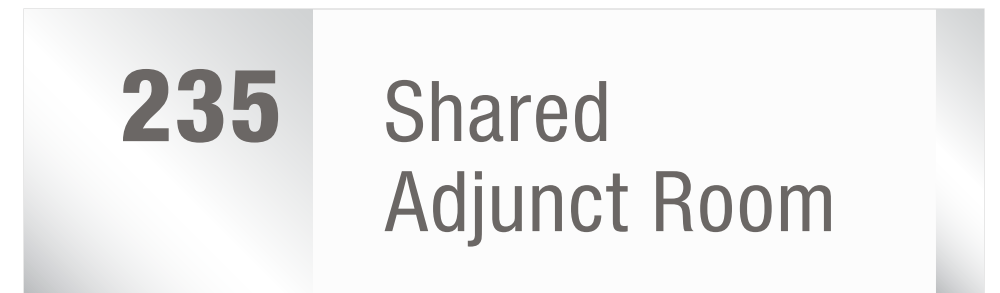
W9A WALL MOUNTED DEPT/ROOM ID (@ DOUBLE DOORS) 75-3/4" WIDE
FLOOR 2 - LOCATION 114



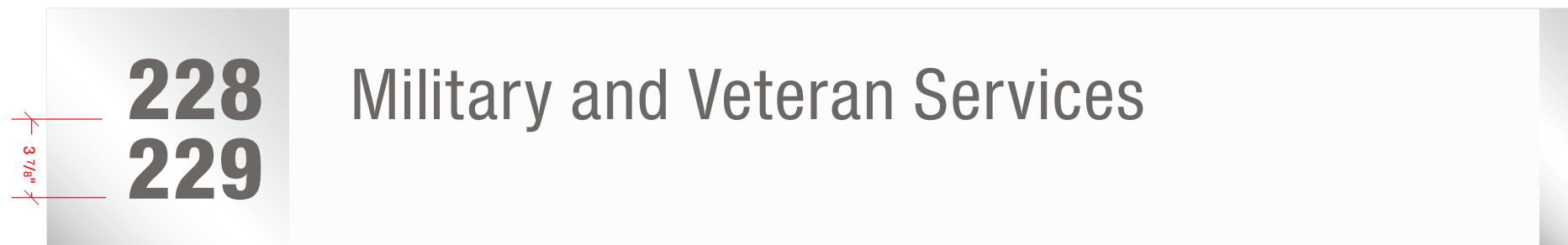
W8B WALL MOUNTED DEPT/ROOM ID (@ SINGLE DOOR) - CONFIRM WIDTH
FLOOR 2 - LOCATION 147



W8C DEPT/ROOM ID (@ GLASS TRANSOM) - 70-3/4" WIDE
FLOOR 2 - LOCATION 133




W8B WALL MOUNTED DEPT/ROOM ID (@ SINGLE DOOR) - CONFIRM WIDTH
FLOOR 2 - LOCATION 146



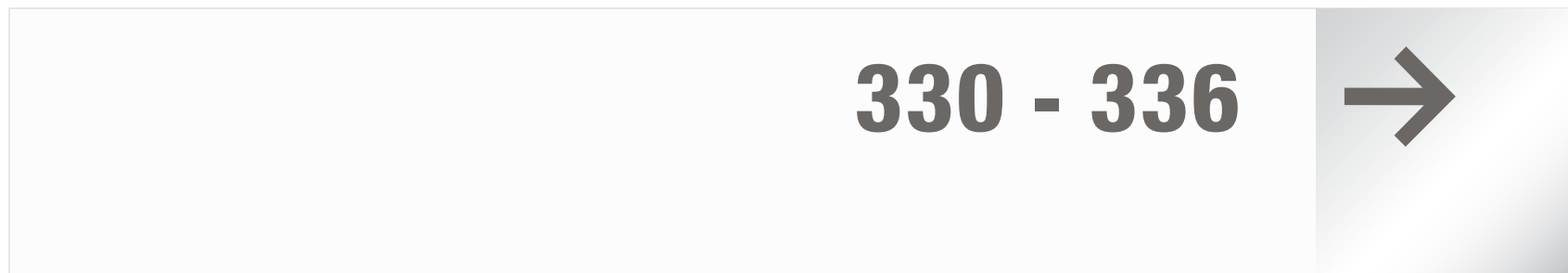
W8A WALL MOUNTED DEPT/ROOM ID (@ DOUBLE DOORS) - 76" WIDE - CONFIRM WIDTH
FLOOR 2 - LOCATION 149

SCALE 1-1/2" = 1'-0"

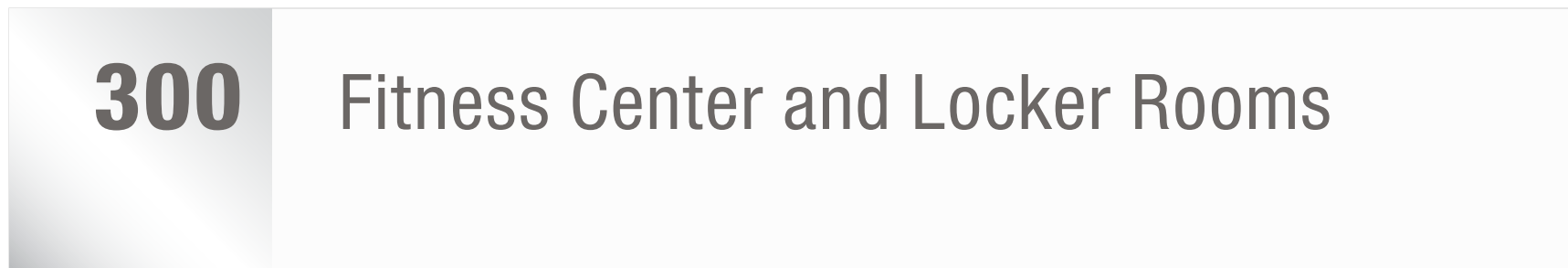
W8, W9 - OVERHEAD DIRECTIONALS AND DEPT/ROOM ID FLOOR 3




W9B OVERHEAD DIRECTIONAL ON GLASS TRANSOM - 70-3/4" WIDE
FLOOR 3 - LOCATION 140



W9C OVERHEAD DIRECTIONAL ON GLASS TRANSOM - 70-3/4" WIDE
FLOOR 3 - LOCATION 141



W8C DEPT/ROOM ID (@ GLASS TRANSOM) - 72" WIDE - NEW DOOR W/RENOVATION, CONFIRM WIDTH
FLOOR 3 - LOCATION 124



W8B WALL MOUNTED DEPT/ROOM ID (@ SINGLE DOOR) 40" WIDE, CONFIRM WIDTH
FLOOR 3 - LOCATION 148

SCALE 1-1/2" = 1'-0"

332 Theater and Event Support
Services Annex

W8C DEPT/ROOM ID (@ GLASS TRANSOM) - 70-3/4" WIDE
FLOOR 3 - LOCATION 128

333 Institutional
Effectiveness

W8B WALL MOUNTED DEPT/ROOM ID (@ SINGLE DOOR) - 40" CONFIRM WIDTH
FLOOR 3 - LOCATION 129

335 Teaching and Learning Center

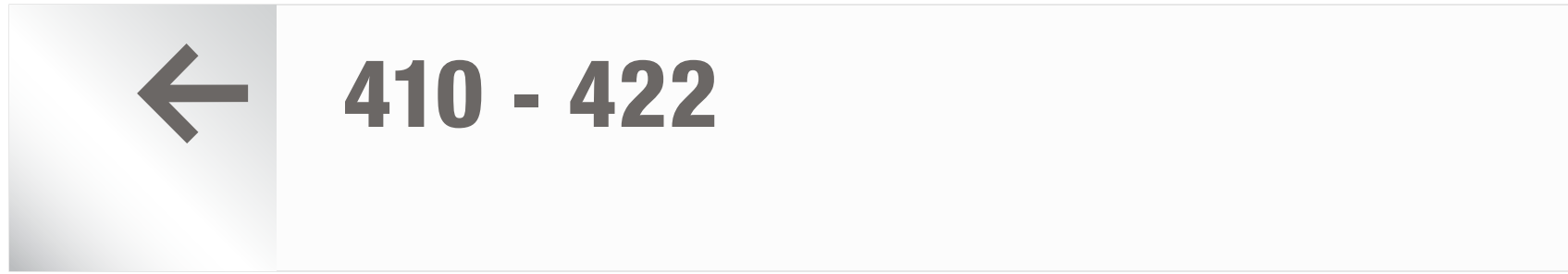
W8A WALL MOUNTED DEPT/ROOM ID (@ DOUBLE DOORS) - 76" WIDE
FLOOR 3 - LOCATION 133

336 Dept. of Communication and Theater Arts
Theater and Event Support Services

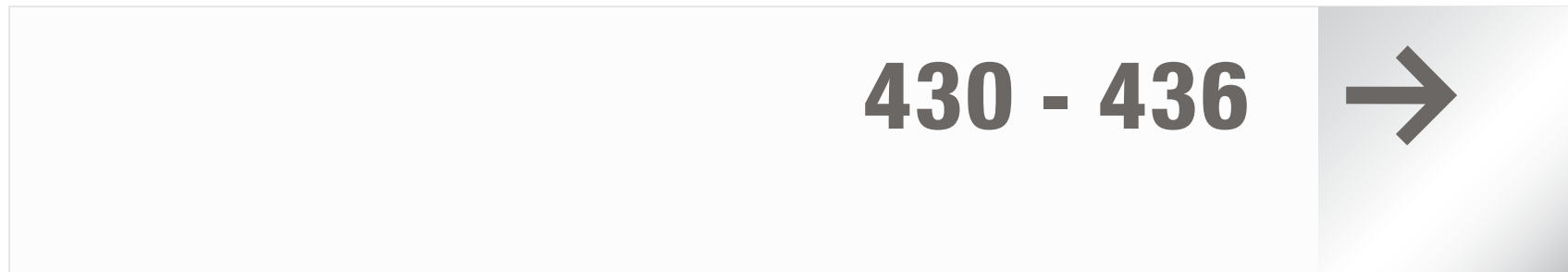
W8A WALL MOUNTED DEPT/ROOM ID (@ DOUBLE DOORS) - 76" WIDE
FLOOR 3 - LOCATION 135

SCALE 1-1/2" = 1'-0"


W8, W9 - OVERHEAD DIRECTIONALS AND DEPT/ROOM ID FLOOR 4



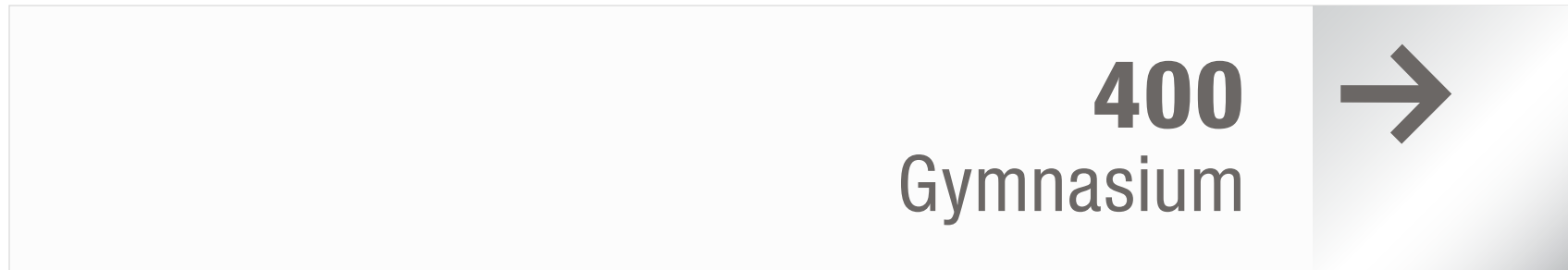
W9B OVERHEAD DIRECTIONAL ON GLASS TRANSOM - 70-3/4" WIDE
FLOOR 4 - LOCATION 109



W9C OVERHEAD DIRECTIONAL ON GLASS TRANSOM - 71" WIDE
FLOOR 4 - LOCATION 110



W9B OVERHEAD DIRECTIONAL ON GLASS TRANSOM - 70-3/4" WIDE
FLOOR 4 - LOCATION 112



W9C OVERHEAD DIRECTIONAL ON GLASS TRANSOM - 70-3/4" WIDE
FLOOR 4 - LOCATION 111

SCALE 1-1/2" = 1'-0"

410

Office of Student Academic
Engagement & Retention

W8C DEPT/ROOM ID (@ GLASS TRANSOM) - 71-1/2" WIDE

FLOOR 4 - LOCATION 133

421

Athletics

W8C DEPT/ROOM ID (@ GLASS TRANSOM) - 70-3/4" WIDE

FLOOR 4 - LOCATION 129

422

Department of Law, Police Science and
Criminal Justice Administration

W8C DEPT/ROOM ID (@ GLASS TRANSOM) - 70-3/4" WID

FLOOR 4 - LOCATION 128

420

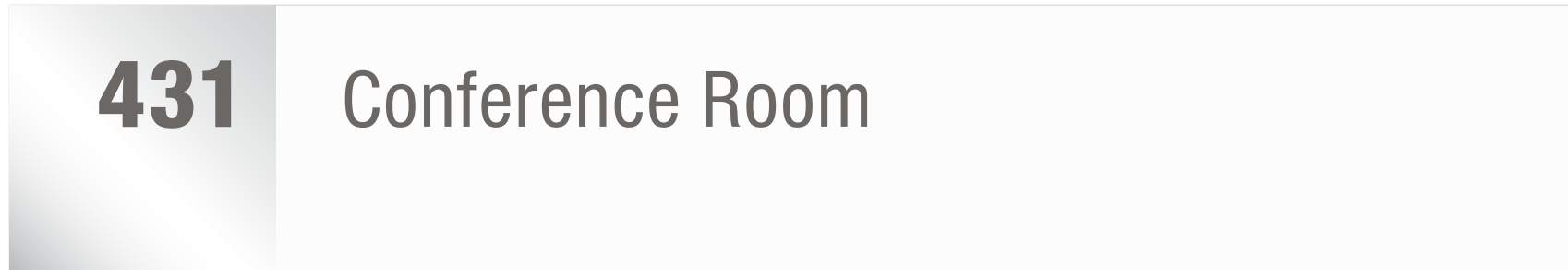
Athletics

W8B WALL MOUNTED DEPT/ROOM ID (@ SINGLE DOOR) - 40" WIDE


FLOOR 4 - LOCATION 101

SCALE 1-1/2" = 1'-0"

W8, W9 - OVERHEAD DIRECTIONALS AND DEPT/ROOM ID FLOOR 4



W8C DEPT/ROOM ID (@ GLASS TRANSOM) - 71" WIDE
FLOOR 4 - LOCATION 122



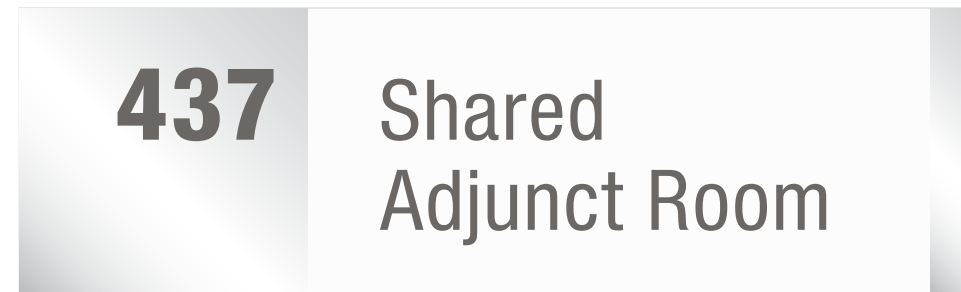
W8C DEPT/ROOM ID (@ GLASS TRANSOM) - 71" WIDE
FLOOR 4 - LOCATION 120



W8B WALL MOUNTED DEPT/ROOM ID (@ SINGLE DOOR) - 40" WIDE
FLOOR 4 - LOCATION 142




W8B WALL MOUNTED DEPT/ROOM ID (@ SINGLE DOOR) - 40" WIDE
FLOOR 4 - LOCATION 146



W8B WALL MOUNTED DEPT/ROOM ID (@ SINGLE DOOR) - 40" WIDE
FLOOR 4 - LOCATION 145

SCALE 1-1/2" = 1'-0"


W8, W9 - OVERHEAD DIRECTIONALS AND DEPT/ROOM ID FLOOR 4



W8A WALL MOUNTED DEPT/ROOM ID (@ DOUBLE DOORS) - 76" WIDE
FLOOR 4 - LOCATION 151




W8E WALL MOUNTED DEPT/ROOM ID (@ SINGLE DOOR) - 14" HT. (VIF)
FLOOR 4 - LOCATION 153

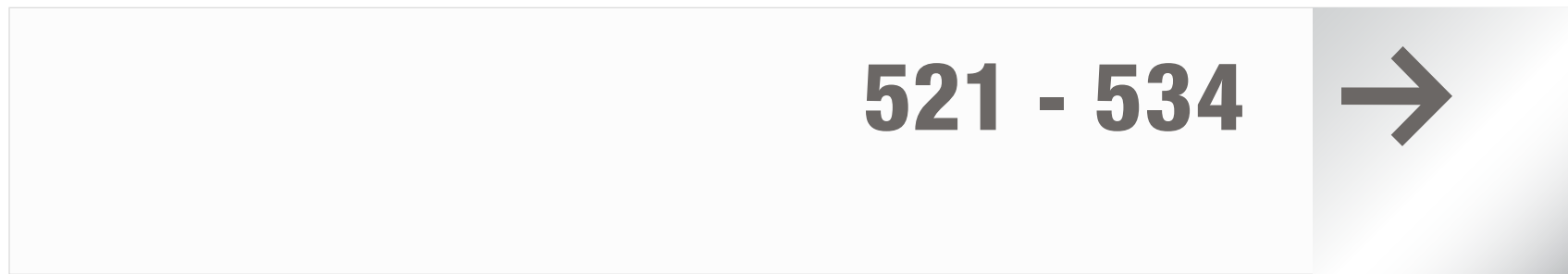


W8E WALL MOUNTED DEPT/ROOM ID (@ SINGLE DOOR) - 14" HT. (VIF)
FLOOR 4 - LOCATION 152


W8, W9 - OVERHEAD DIRECTIONALS AND DEPT/ROOM ID FLOOR 5



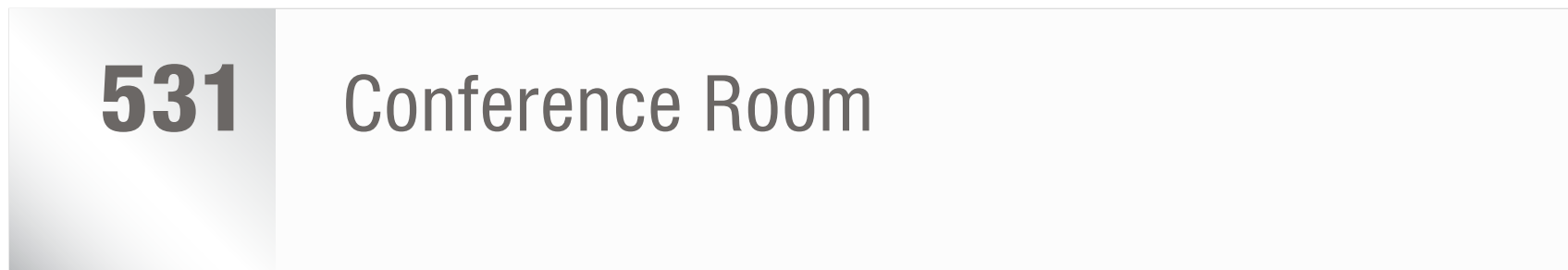
W9B OVERHEAD DIRECTIONAL ON GLASS TRANSOM - 70-3/4" WIDE
FLOOR 5 - LOCATION 145



W9C OVERHEAD DIRECTIONAL ON GLASS TRANSOM - 70-3/4" WIDE
FLOOR 5 - LOCATION 146



W9A OVERHEAD DIRECTIONAL - 75-3/4" WIDE
FLOOR 5 - LOCATION 108



W8C DEPT/ROOM ID (@ GLASS TRANSOM) - 70-3/4" WIDE
FLOOR 5 - LOCATION 125

SCALE 1-1/2" = 1'-0"

520 Department of Sociology

W8C DEPT/ROOM ID (@ GLASS TRANSOM) - 70-3/4" WIDE
FLOOR 5 - LOCATION 135

520 Department of Sociology

W8A WALL MOUNTED DEPT/ROOM ID (@ DOUBLE DOORS) - 70-3/4" WIDE
FLOOR 5 - LOCATION 137

532 Undergraduate Studies

W8C DEPT/ROOM ID (@ GLASS TRANSOM) - 70-3/4" WIDE
FLOOR 5 - LOCATION 124

533 Department of Public Management

W8A WALL MOUNTED DEPT/ROOM ID (@ DOUBLE DOORS) - 76" WIDE
FLOOR 5 - LOCATION 132

523 Public Management Annex


W8B WALL MOUNTED DEPT/ROOM ID (@ SINGLE DOOR) - 40" WIDE
FLOOR 5 - LOCATION 141

530 Academic Programs


W8B WALL MOUNTED DEPT/ROOM ID (@ SINGLE DOOR) - 14" HT. (VIF)
FLOOR 5 - LOCATION 148

SCALE 1-1/2" = 1'-0"

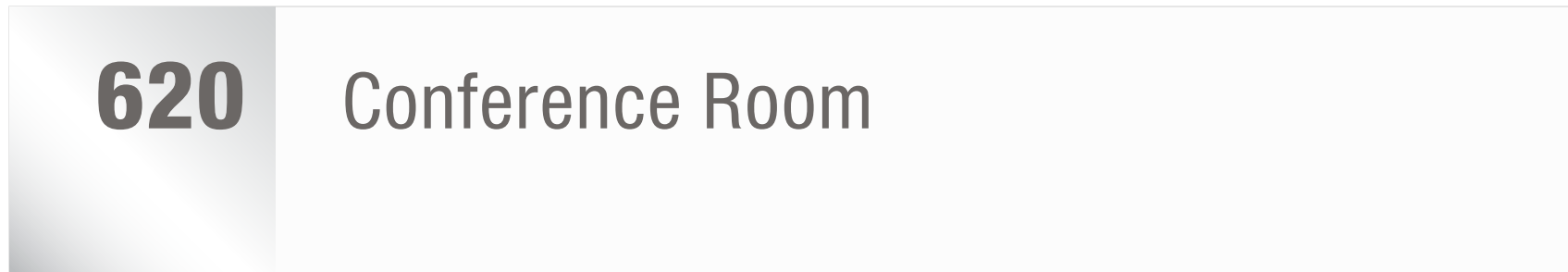
W8, W9 – OVERHEAD DIRECTIONALS AND DEPT/ROOM ID FLOOR 6



W8D WALL MOUNTED DEPT/ROOM ID (@ SINGLE DOOR) - CUSTOM HEIGHT, VERIFY WIDTH
FLOOR 6 - LOCATION 151




W8D WALL MOUNTED DEPT/ROOM ID (@ SINGLE DOOR) - CUSTOM HEIGHT, VERIFY WIDTH
FLOOR 6 - LOCATION 152




W8C DEPT/ROOM ID (@ GLASS TRANSOM) - 70-3/4" WIDE
FLOOR 6 - LOCATION 145



W8E WALL MOUNTED DEPT/ROOM ID (@ SINGLE DOOR) - 14" HT. (VIF)
FLOOR 6 - LOCATION 122



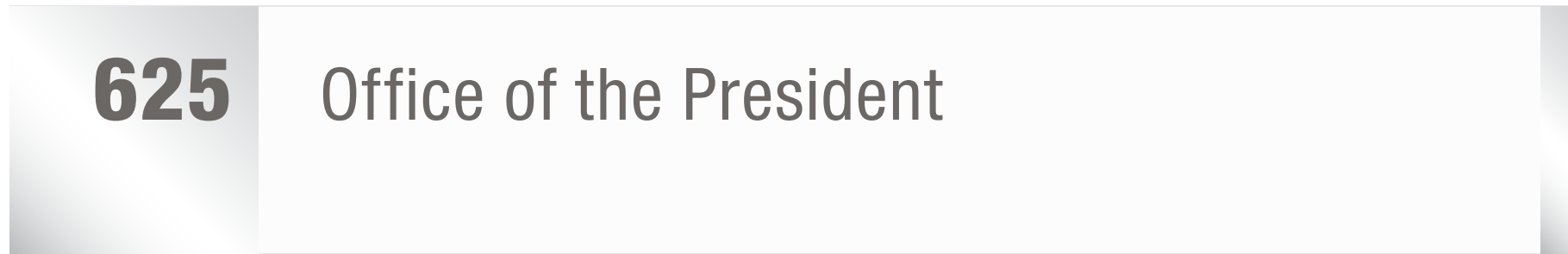
W8C DEPT/ROOM ID (@ GLASS TRANSOM) - 70-3/4" WIDE
FLOOR 6 - LOCATION 144



W9B OVERHEAD DIRECTIONAL ON GLASS TRANSOM - 70-3/4" WIDE
FLOOR 6 - LOCATION 143

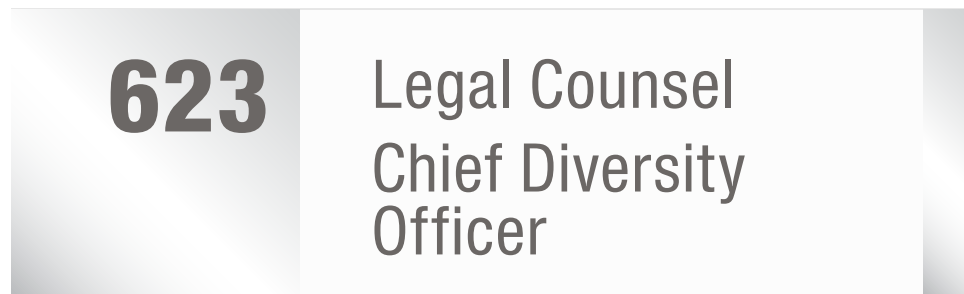
SCALE 1-1/2" = 1'-0"

W8, W9 – OVERHEAD DIRECTIONALS AND DEPT/ROOM ID FLOOR 6



W8A WALL MOUNTED DEPT/ROOM ID (@ DOUBLE DOORS) - CONFIRM WIDTH

FLOOR 6 - LOCATION 163



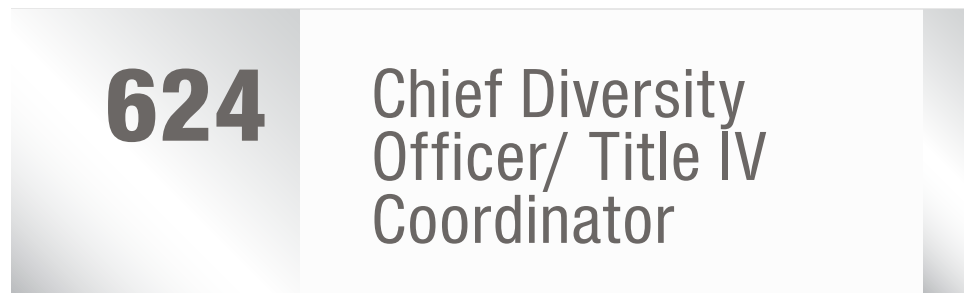
W8B WALL MOUNTED DEPT/ROOM ID (@ SINGLE DOOR) - 39-3/4" CONFIRM WIDTH

FLOOR 6 - LOCATION 146



W8B WALL MOUNTED DEPT/ROOM ID (@ SINGLE DOOR) - 40" WIDE

FLOOR 6 - LOCATION 148



W8B WALL MOUNTED DEPT/ROOM ID (@ SINGLE DOOR) - 40" WIDE

FLOOR 6 - LOCATION 147

SCALE 1-1/2" = 1'-0"

630 Conference Room

W8A WALL MOUNTED DEPT/ROOM ID (@ DOUBLE DOORS) - 76" WIDE

631 Department of Criminal Justice

W8C DEPT/ROOM ID (@ GLASS TRANSOM) - 70-3/4" WIDE

636 Criminal Justice PhD Program

W8A WALL MOUNTED DEPT/ROOM ID (@ DOUBLE DOORS) - 76" WIDE

633 Department of Criminal Justice and
Criminal Justice PhD Program

W8A WALL MOUNTED DEPT/ROOM ID (@ DOUBLE DOORS) - 76" WIDE

SCALE 1-1/2" = 1'-0"

ROOM NAMES AND NOMENCLATURE

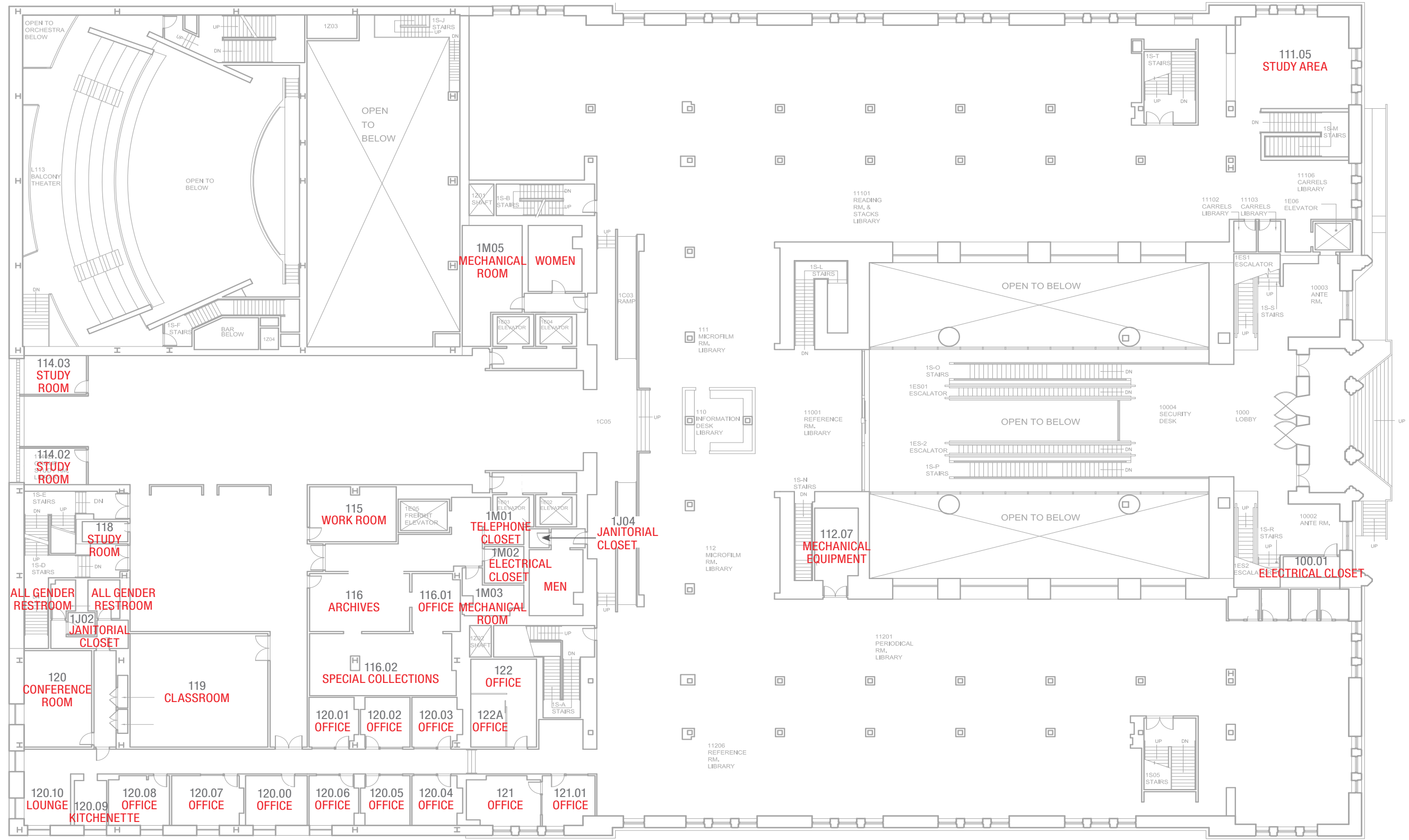
HAAREN HALL BUILDING
JOHN JAY COLLEGE OF CRIMINAL JUSTICE

SIGNAGE & WAYFINDING | ISSUED FOR BID

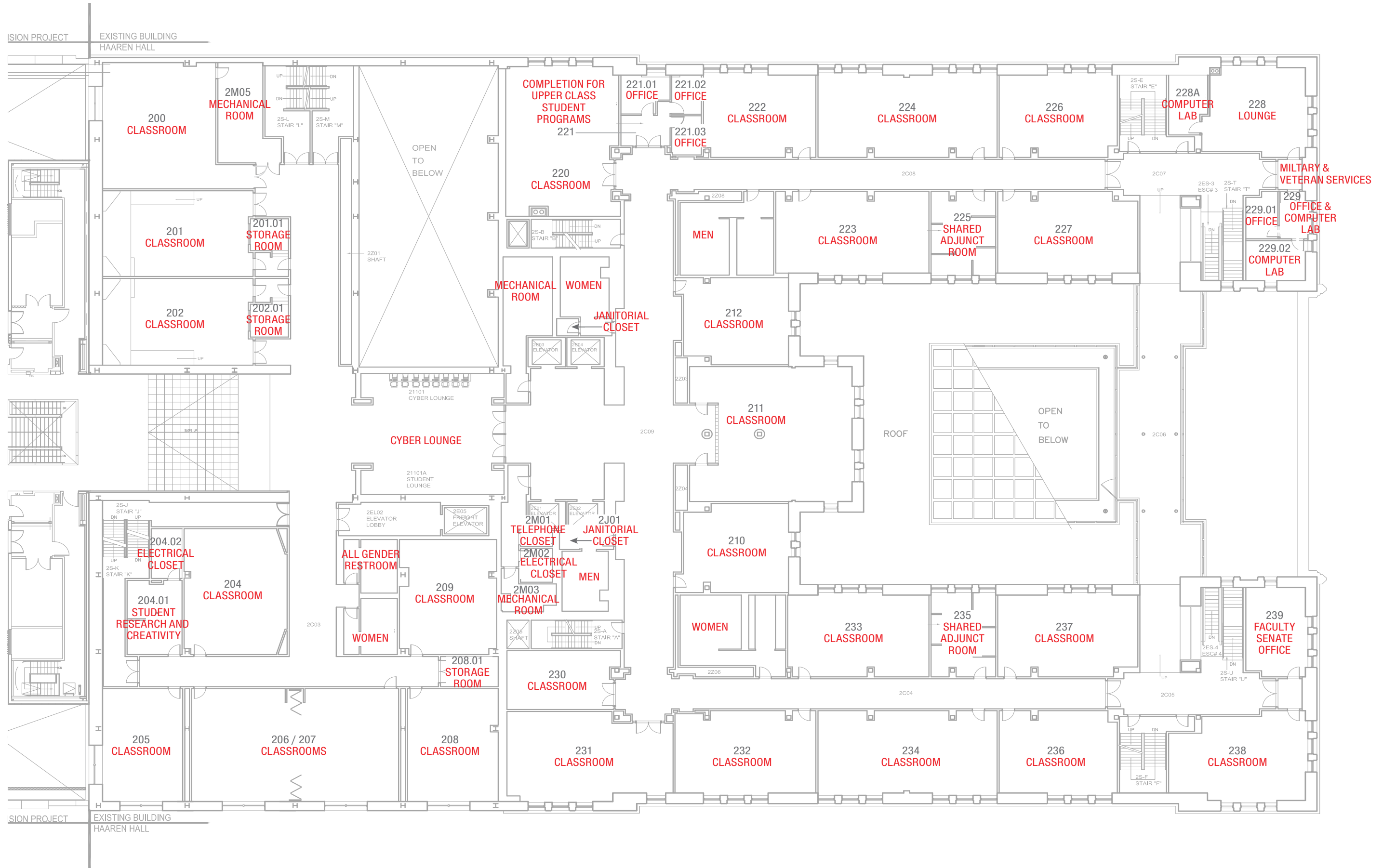
CELLAR - NOMENCLATURE



FLOOR 1 - NOMENCLATURE



FLOOR 2 - NOMENCLATURE





JOHN JAY COLLEGE
OF CRIMINAL JUSTICE
DASNY PROJECT 3475609999 SIGNAGE
HAAREN HALL BUILDING
SIGNAGE REMOVALS AS PER
EXISTING SIGNAGE AUDIT

11/17/2022

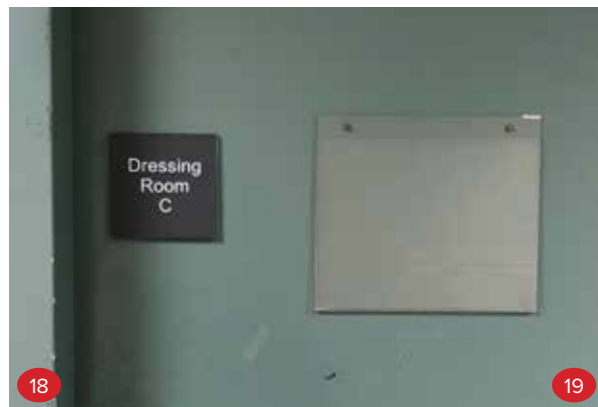
NOTE:

THE SIGNAGE INSTALLER IS RESPONSIBLE FOR REMOVING AND DISPOSING OF ALL THE EXISTING SIGNAGE SHOWN IN THIS DOCUMENT AND DISPOSING OF IT AS DIRECTED BY THE OWNER. ALL EXISTING AREAS THAT ARE DAMAGED BY SIGNAGE REMOVALS OR NEW SIGNAGE INSTALLATIONS SHALL BE PATCHED AS REQUIRED TO MATCH EXISTING ADJACENT AREA IN MATERIAL, FINISH, AND COLOR. COLORS TO BE CONFIRMED BY THE OWNER. THE SIGNAGE INSTALLER MUST PROMPTLY INSTALL NEW SIGNAGE AS SOON AS THE EXISTING SIGNAGE IS REMOVED AND PATCHING IS COMPLETE.



EXISTING SIGNAGE – CELLAR



EXISTING SIGNAGE – CELLAR



EXISTING SIGNAGE – CELLAR



EXISTING SIGNAGE – CELLAR





EXISTING SIGNAGE – BASEMENT



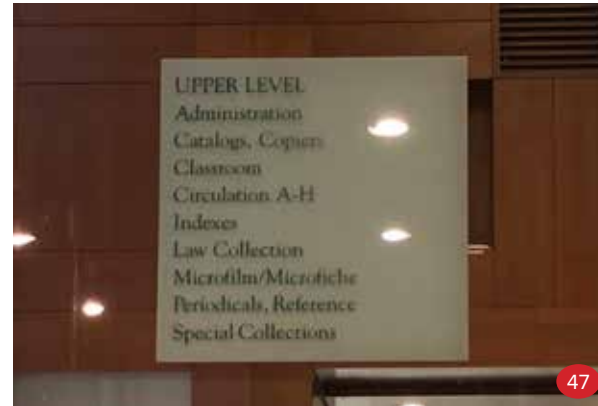
EXISTING SIGNAGE – BASEMENT



EXISTING SIGNAGE – BASEMENT



EXISTING SIGNAGE – BASEMENT



EXISTING SIGNAGE – BASEMENT



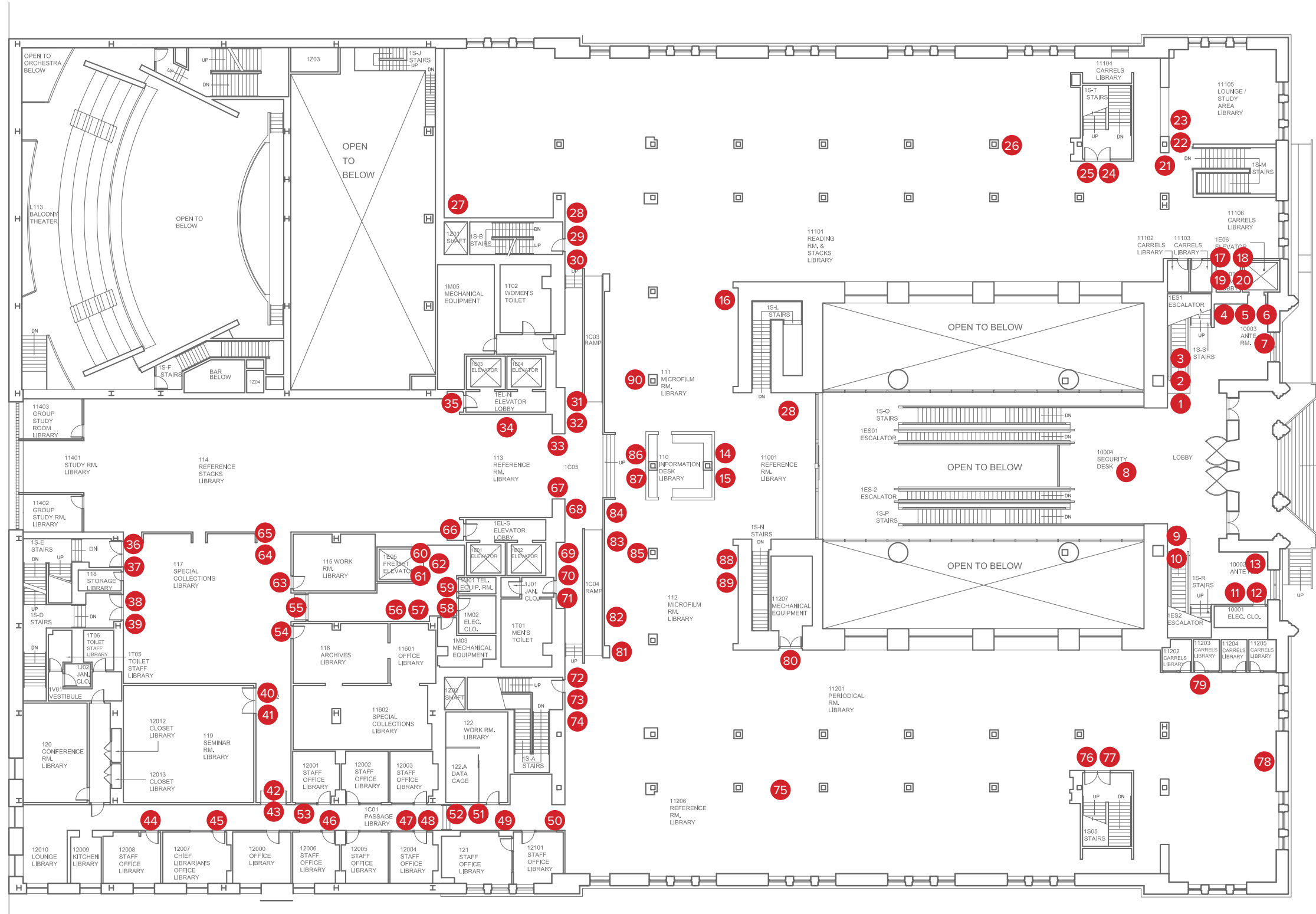
EXISTING SIGNAGE – BASEMENT



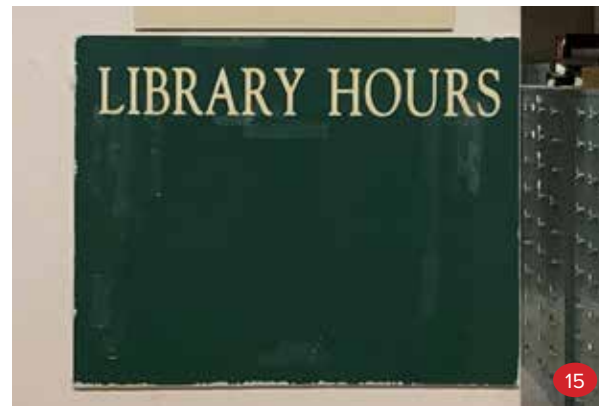
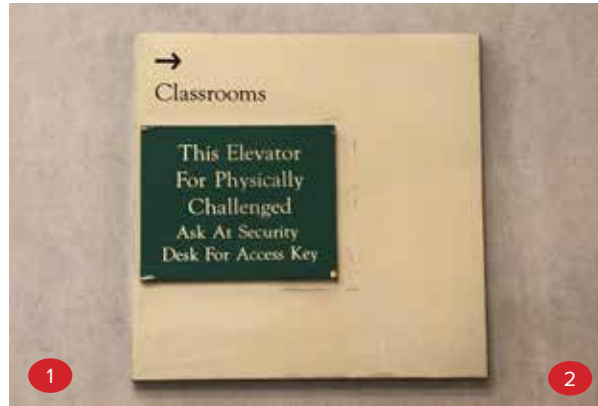
EXISTING SIGNAGE – BASEMENT



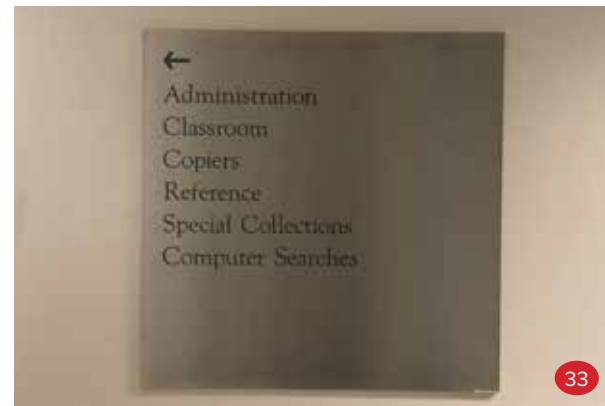
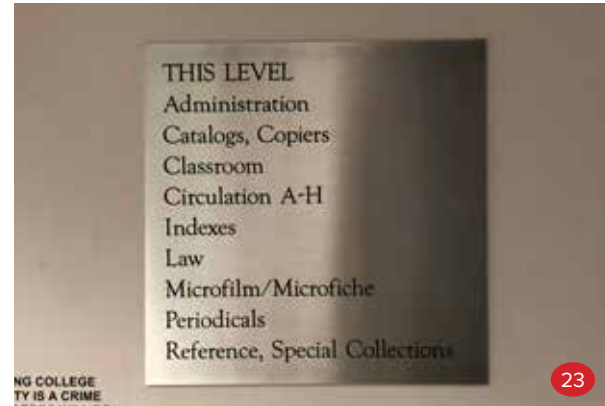
EXISTING SIGNAGE – ENTRY FLOOR



EXISTING SIGNAGE – ENTRY FLOOR



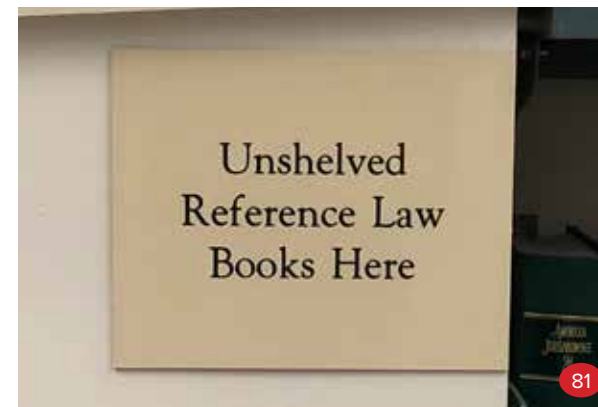

EXISTING SIGNAGE – ENTRY FLOOR



EXISTING SIGNAGE – ENTRY FLOOR



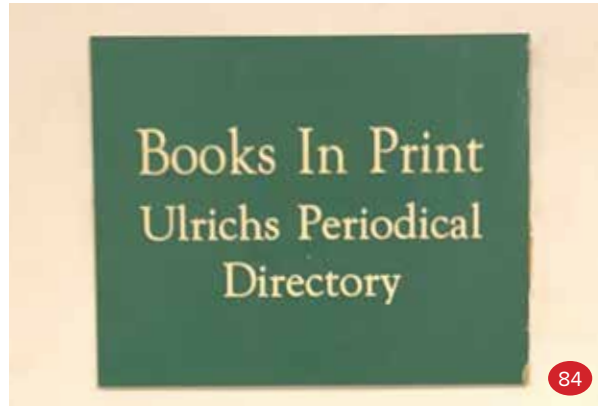
EXISTING SIGNAGE – ENTRY FLOOR



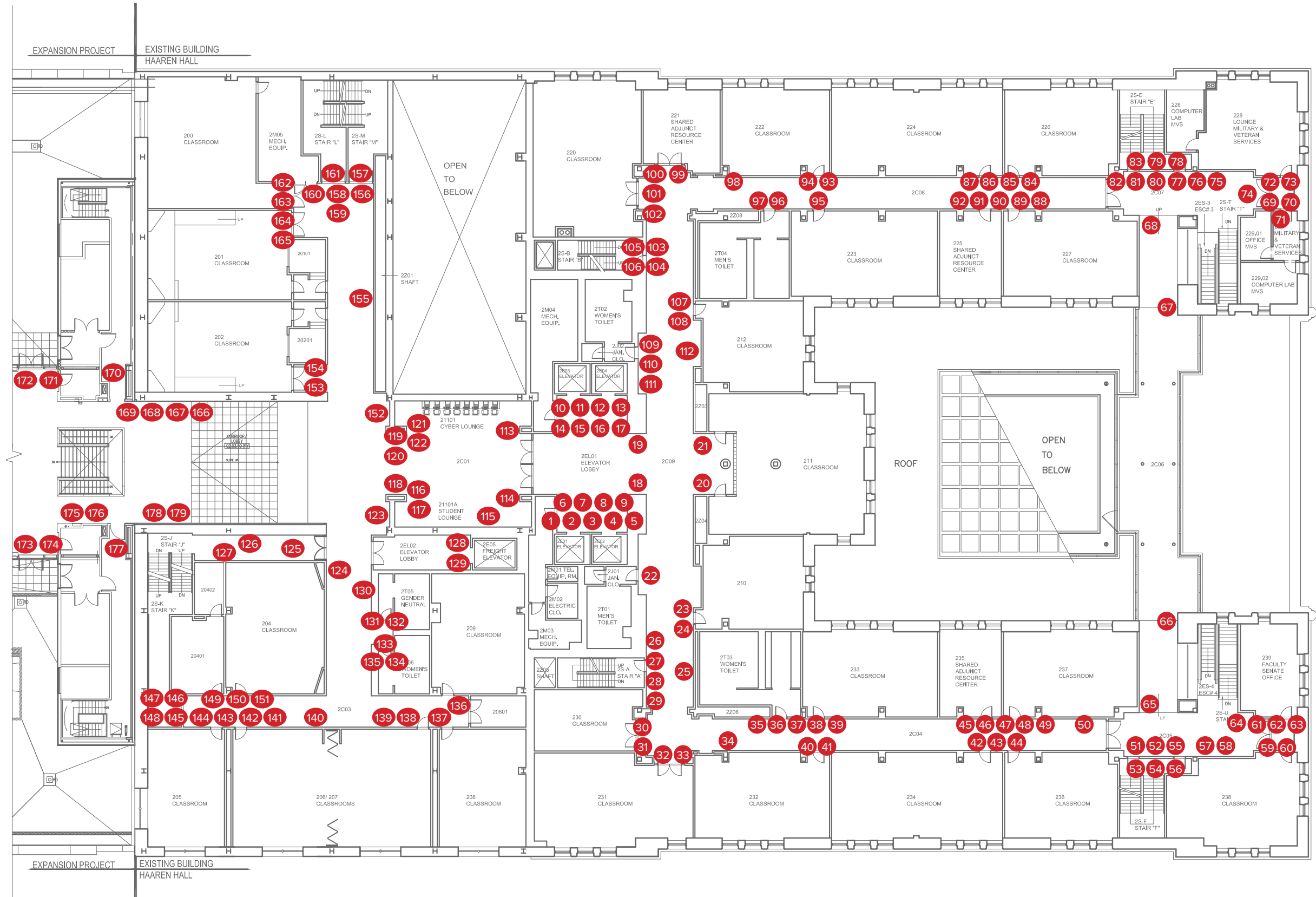
This week's
New York Times

83

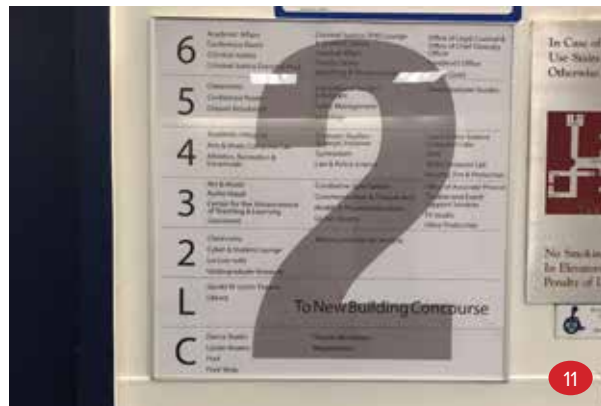
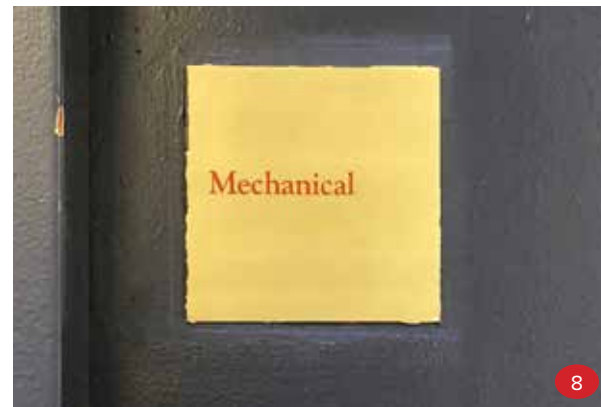

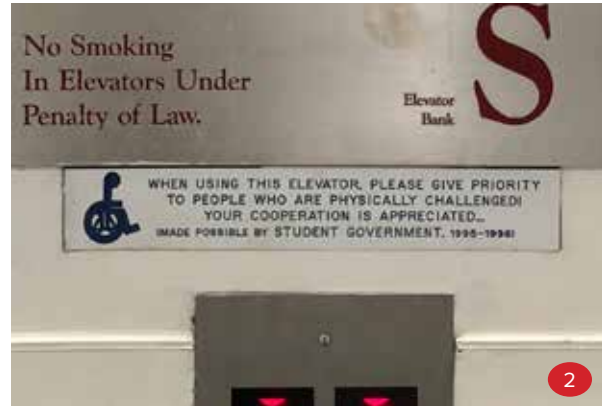
EXISTING SIGNAGE – ENTRY FLOOR



EXISTING SIGNAGE – 2ND FLOOR



EXISTING SIGNAGE – 2ND FLOOR




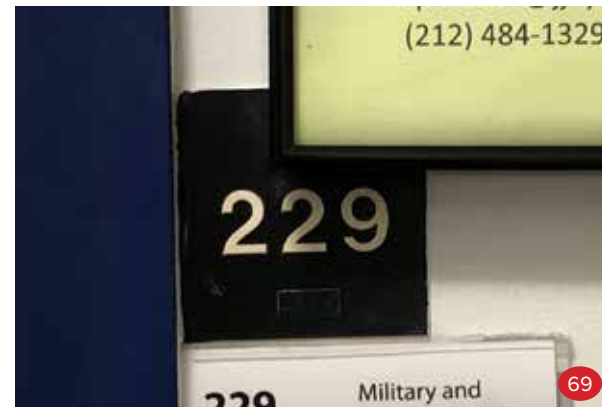
EXISTING SIGNAGE – 2ND FLOOR



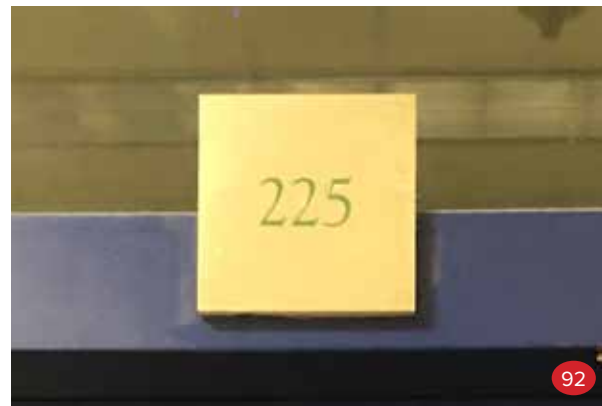

EXISTING SIGNAGE – 2ND FLOOR



EXISTING SIGNAGE – 2ND FLOOR



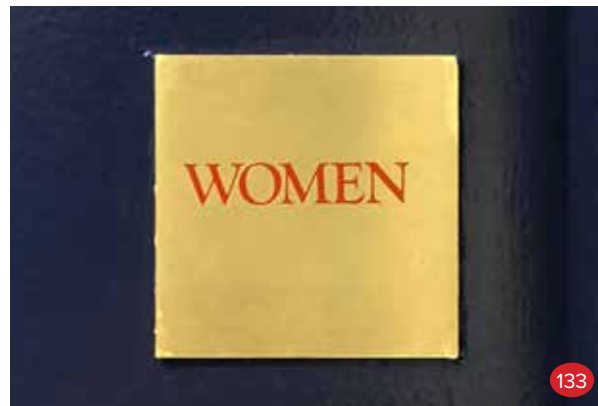
EXISTING SIGNAGE – 2ND FLOOR



EXISTING SIGNAGE – 2ND FLOOR



EXISTING SIGNAGE – 2ND FLOOR



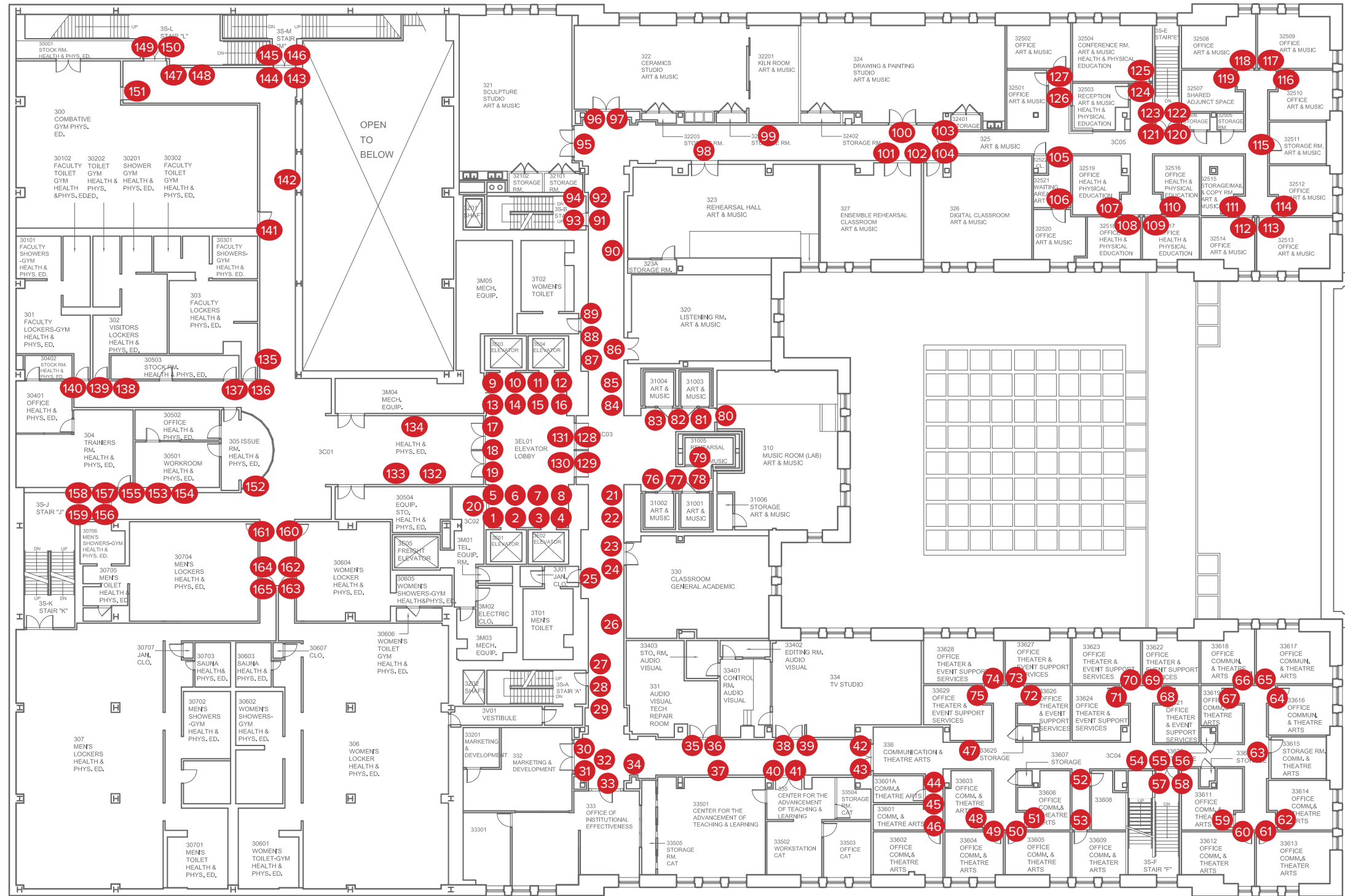
EXISTING SIGNAGE – 2ND FLOOR




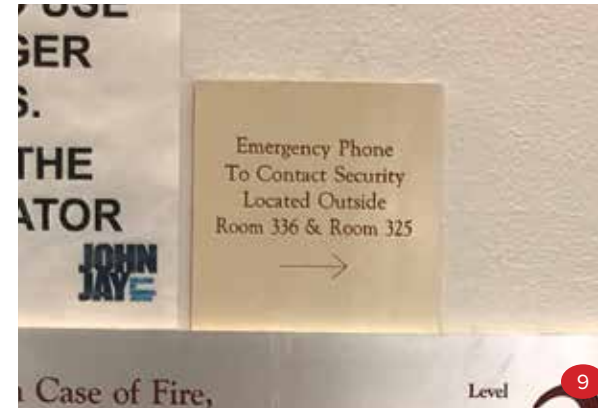

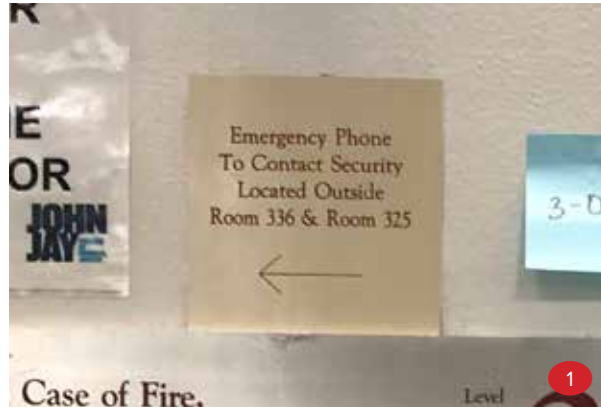
EXISTING SIGNAGE – 2ND FLOOR




EXISTING SIGNAGE – 3RD FLOOR



EXISTING SIGNAGE – 3RD FLOOR



EXISTING SIGNAGE – 3RD FLOOR



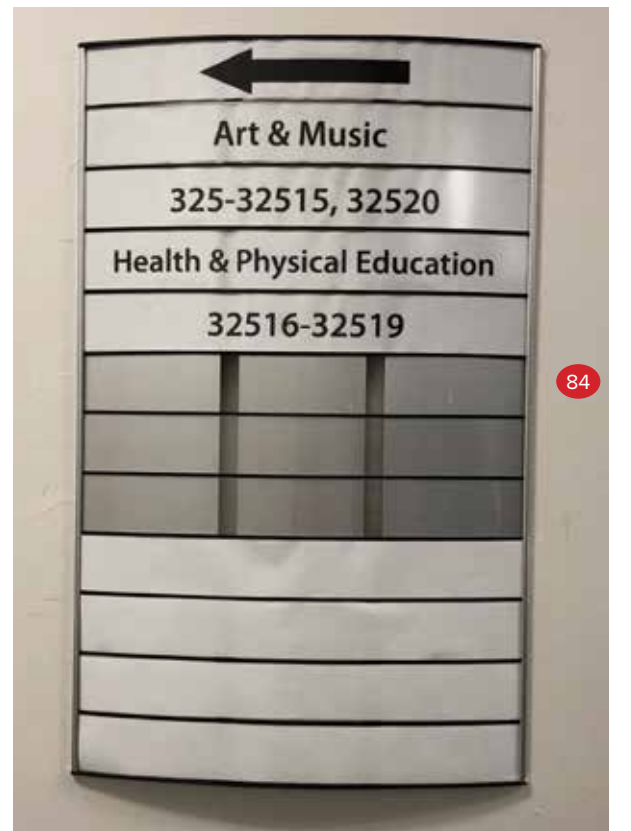

EXISTING SIGNAGE – 3RD FLOOR



EXISTING SIGNAGE – 3RD FLOOR




EXISTING SIGNAGE – 3RD FLOOR



EXISTING SIGNAGE – 3RD FLOOR



EXISTING SIGNAGE – 3RD FLOOR



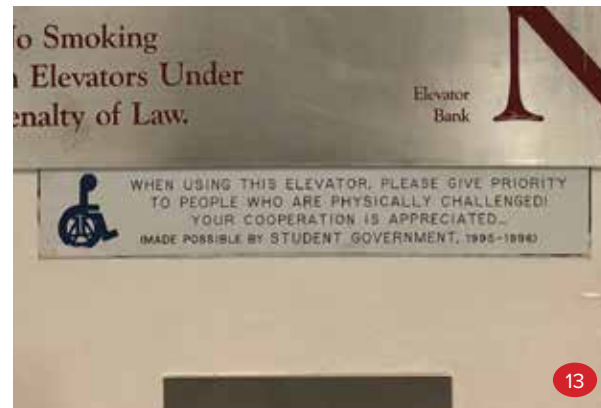

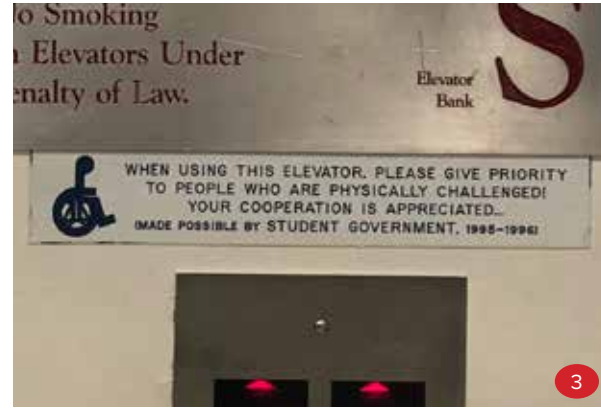
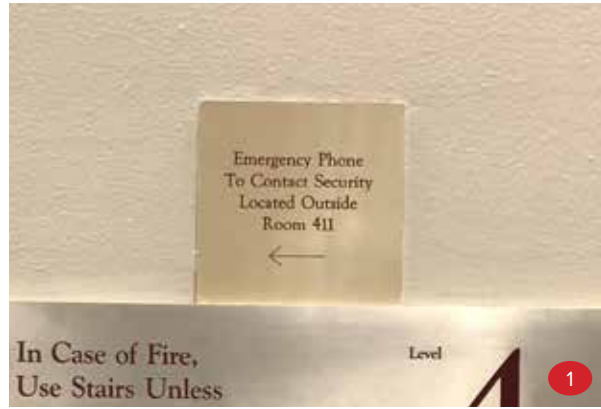
EXISTING SIGNAGE – 3RD FLOOR



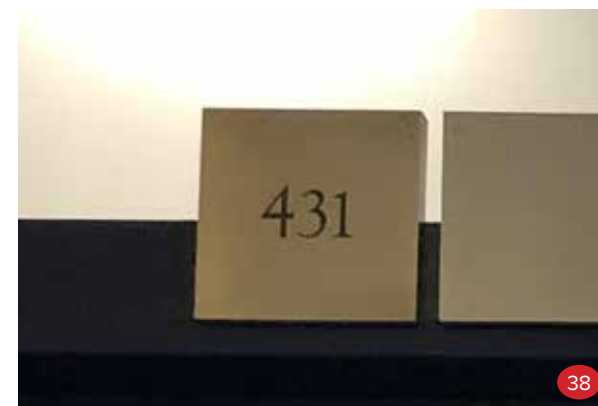
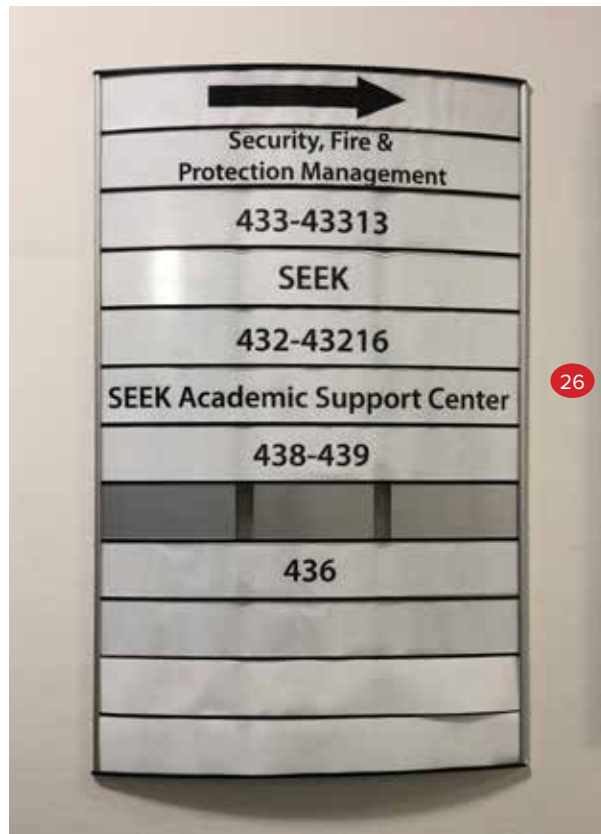

EXISTING SIGNAGE – 3RD FLOOR



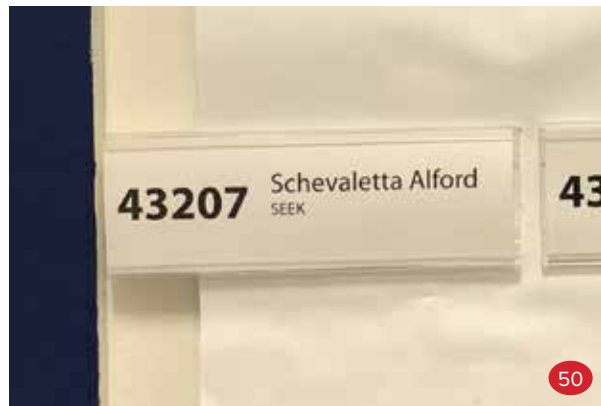
EXISTING SIGNAGE – 4TH FLOOR



EXISTING SIGNAGE – 4TH FLOOR



EXISTING SIGNAGE – 4TH FLOOR



EXISTING SIGNAGE – 4TH FLOOR




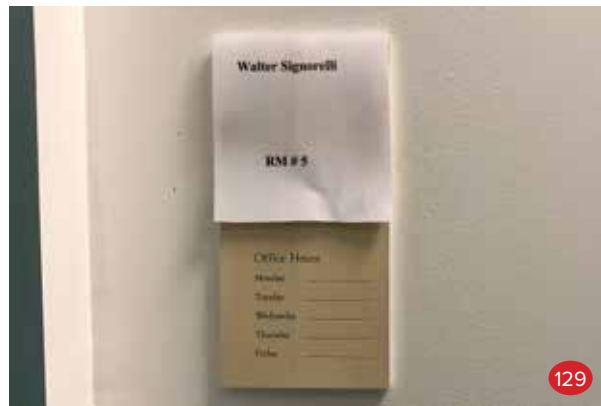
EXISTING SIGNAGE – 4TH FLOOR



EXISTING SIGNAGE – 4TH FLOOR



EXISTING SIGNAGE – 4TH FLOOR



EXISTING SIGNAGE – 4TH FLOOR



139



140



141



142



143



144



145



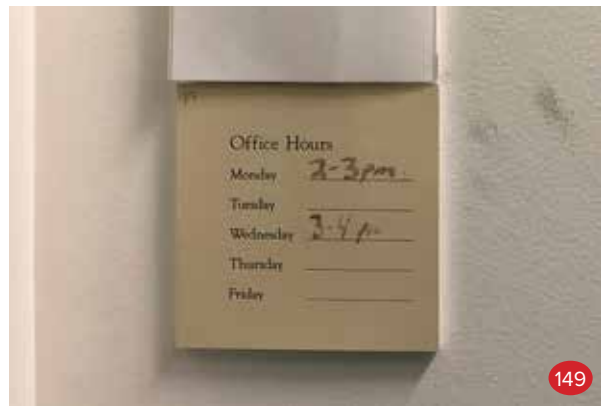
146



147




148



149



150



151



152



153



154



155



156

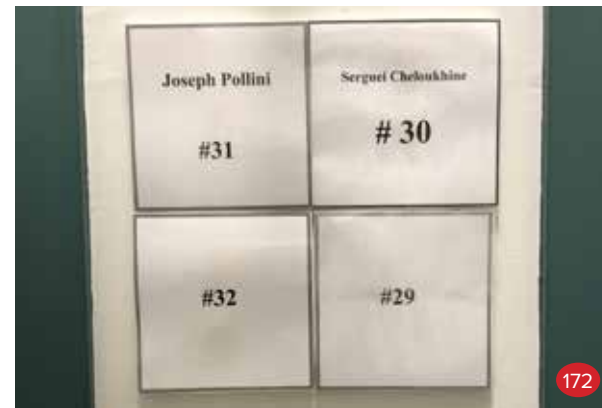


157

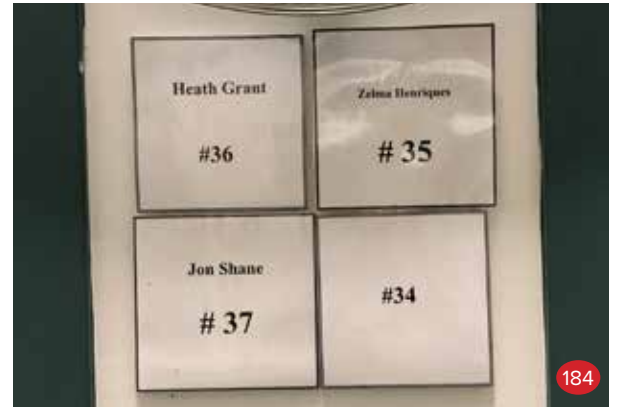
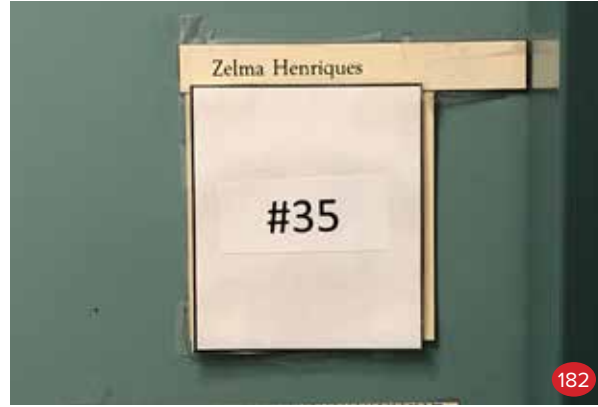




158

EXISTING SIGNAGE – 4TH FLOOR



EXISTING SIGNAGE – 4TH FLOOR



EXISTING SIGNAGE – 4TH FLOOR



200



201



202



203



204



205



206



207



208



209



210



211



212



213



214



215

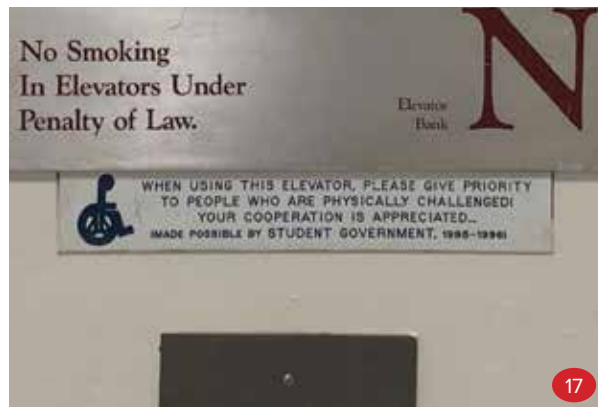

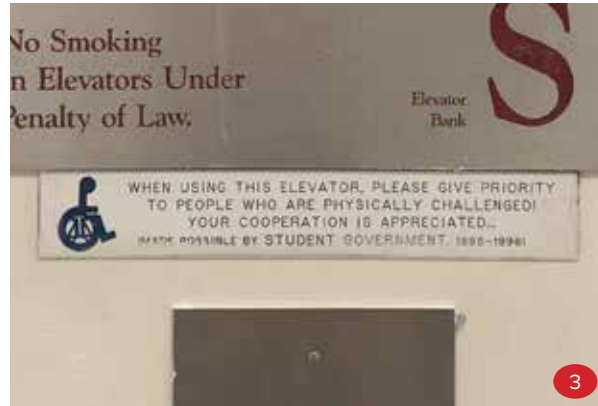


216

EXISTING SIGNAGE – 5TH FLOOR



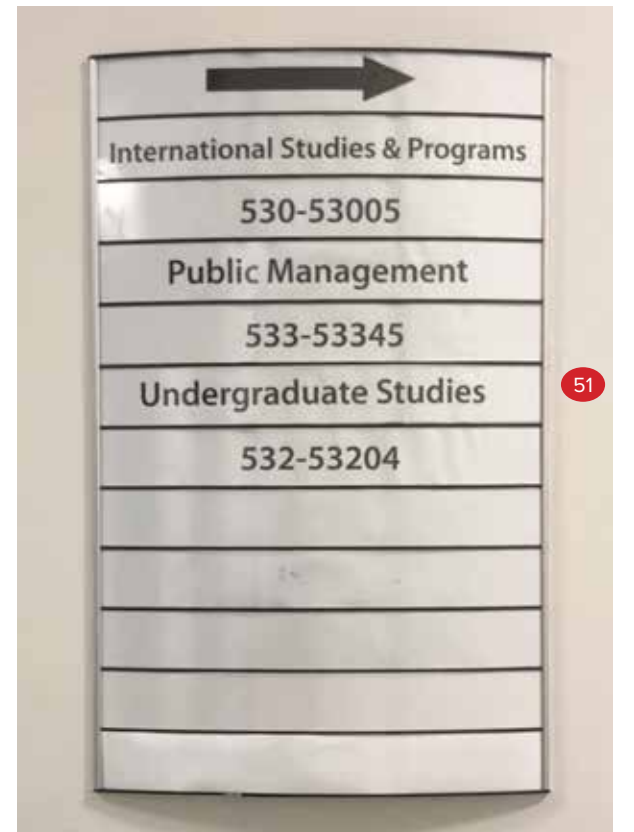
EXISTING SIGNAGE – 5TH FLOOR



EXISTING SIGNAGE – 5TH FLOOR



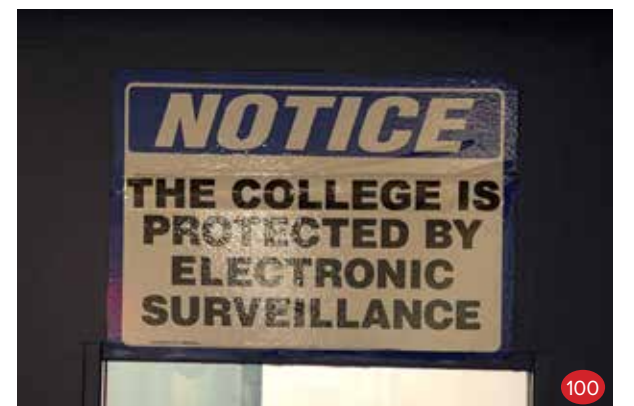
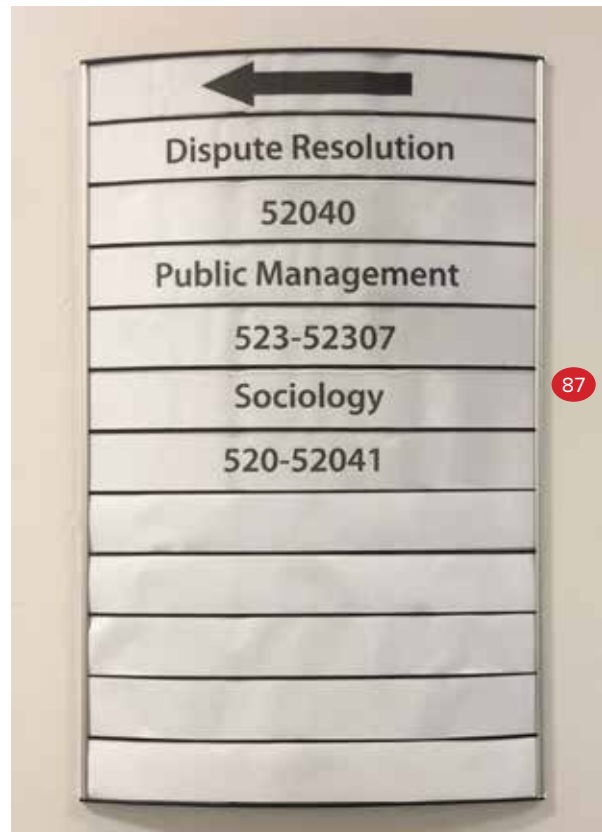
EXISTING SIGNAGE – 5TH FLOOR



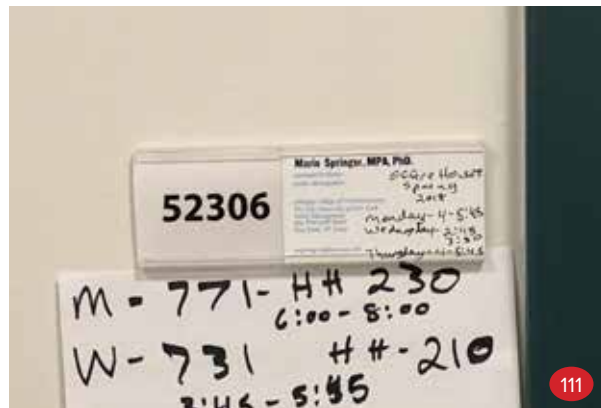
EXISTING SIGNAGE – 5TH FLOOR



EXISTING SIGNAGE – 5TH FLOOR



EXISTING SIGNAGE – 5TH FLOOR



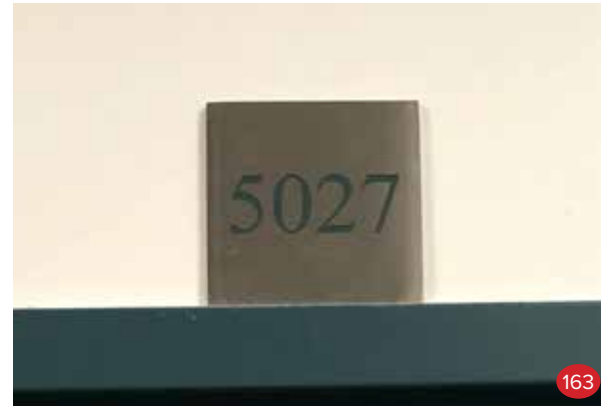
EXISTING SIGNAGE – 5TH FLOOR



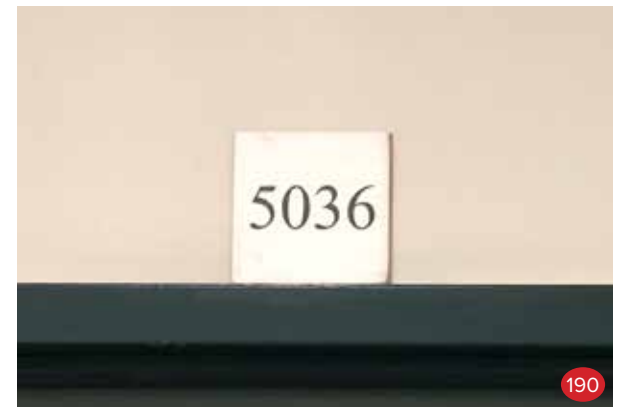
EXISTING SIGNAGE – 5TH FLOOR



EXISTING SIGNAGE – 5TH FLOOR



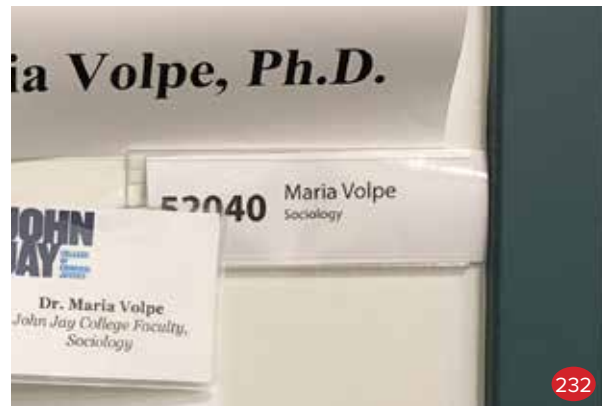
EXISTING SIGNAGE – 5TH FLOOR



EXISTING SIGNAGE – 5TH FLOOR




EXISTING SIGNAGE – 5TH FLOOR



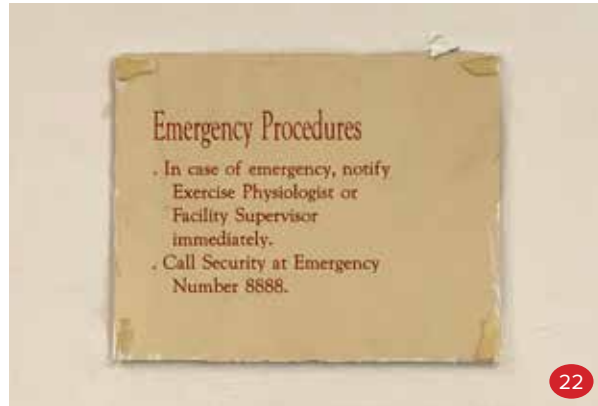
EXISTING SIGNAGE – 5TH FLOOR



EXISTING SIGNAGE – 6TH FLOOR



EXISTING SIGNAGE – 6TH FLOOR



22



23

24



25



26



27



28



29



30



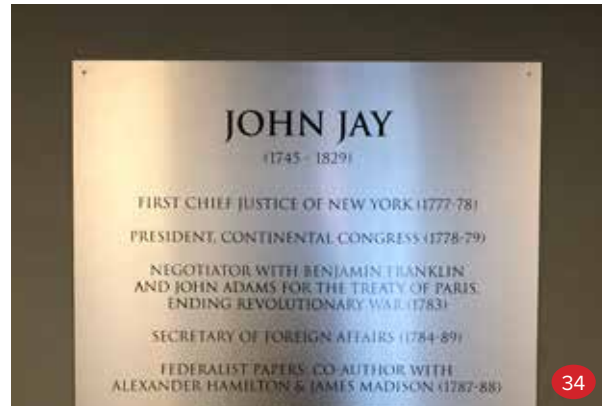
31



32



33



34



35



36



37



38



39

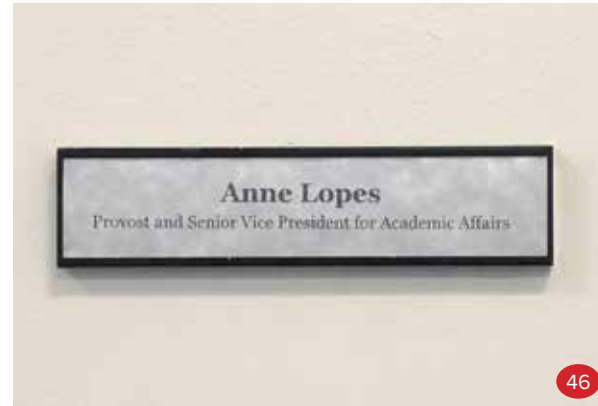


40



41

EXISTING SIGNAGE – 6TH FLOOR



EXISTING SIGNAGE – 6TH FLOOR



EXISTING SIGNAGE – 6TH FLOOR



90



91



93



94



95



96



97



98



99



100



101



102



103



104



105



106



107



108

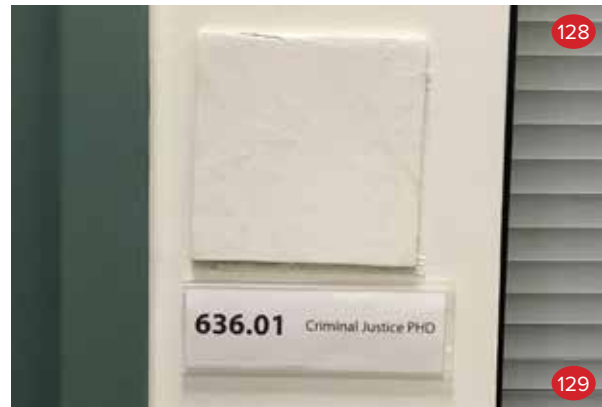


109



110

EXISTING SIGNAGE – 6TH FLOOR



EXISTING SIGNAGE – 6TH FLOOR





Attachment C: Site Logistics

A. Project Overview:

1. Describe Project,
Fabrication and installation of the Interior signage and Wayfinding program for Haaren Hall spanning all floors, approximately 1140 signages. The contractor will coordinate removal, patch and repair of existing signage.
2. The project is located at: 899, 10th Avenue, New York, NY 10019

B. Site Visit, Conditions and Logistics:

1. All vendors are responsible for scheduling a site visit to assess logistical delivery issues and site conditions. DASNY shall presume all vendors have visited the project site and verified existing field conditions. All visits must be coordinated with the Mr. Ammar Abdul Hussein (DASNY PM) on cell: (646) 235-7961 Email: aabdulhu@dasny.org.
2. Each vendor shall be responsible for assessing all site logistics, including appropriate truck size, loading dock conditions and gate availability, and shall be responsible for providing and fitting equipment in locations, as required. All vendors shall assume full responsibility for all equipment and accessories required to unload furniture and/or equipment at the dock.
3. If the site is still under construction at the time of delivery and/or installation, all workers entering the site must wear the required Personal Protective Equipment (PPE) including safety vests, hard hats, work boots, etc., in accordance with OSHA and other authorities having jurisdiction.
4. All loading dock and/or elevator usage must be coordinated with DASNY/CM.

Dock and Site Restrictions:

- i. The loading dock accesses thru the Cellar only.
 - ii. The loading dock can accommodate material for the days work.
 - iii. There is multiple Double doors in each floors that can be used to move material into & from the construction area.
 - iv. There is no interior access except to the construction area.
2. Vendors shall provide flagmen with vests during deliveries to direct pedestrian and vehicular traffic, as required.

3. Dumpsters are not available on-site. Vendors shall be responsible for daily removal of debris off site. All vendors shall be responsible for obeying all site rules and established protocol.
4. Installation work shall include unloading, unpacking, and delivering to respective floor locations.

C. Elevator Information:

- Service Elevator
 - a. Cab Interior: 58” Wide x 96” Deep x 96” High
 - b. Doorway: 48” Wide x 84” High
 - c. Capacity: 4,000 LBS

At delivery, the vendor will be provided with scheduled use of the freight elevator located on the 58th street entrance. There are 4 passenger elevators in Harren Hall which is restricted for construction personnel.

1. Vendors are responsible for confirming the dimension of the elevator’s cabs and doors before delivery.
2. Elevator protection: By vendors.

D. Building Protection:

1. The vendor shall be responsible for the protection of all access and work areas, including, but not limited to walls, doors etc., but not flooring. Flooring protection will be by the vendors. The vendor will be held responsible for the repair or replacement of any damage to the building, grounds, walls, and flooring due to the delivery and installation of the product.
2. All delivery paths (walls, etc.) will be protected and maintained, with paper and masonite. The utilization of steel-wheel dollies is prohibited.
3. Furniture/Equipment Protection: All furniture/equipment work surfaces shall be protected after installation is completed. The work surface protection shall be removed by others at a later date.

F. Delivery Schedule:

1. All deliveries shall occur from 6:00 am to 4:00 pm unless otherwise scheduled with DASNY.
2. The Vendor shall be responsible for coordinating permitting for their deliveries in the street as required
3. The Vendor shall be responsible for coordinating exact delivery dates and times with the project site. Only products that can be immediately installed in a completed space shall be delivered, to avoid staging and on-site storage. The Vendor shall be responsible for temporarily storing materials in a secure warehouse for a period of up to 30 days from DASNY's requested delivery date at no additional cost. The Vendor shall be responsible for the rejection of product delivery, replacement, repair or any other corrective action required, for items received damaged, soiled or not conforming to the detailed specifications.

G. Tentative Fixtures, Furniture and Equipment Delivery Schedule:

1. Installation of furniture is anticipated to begin in November of 2022.
2. Installation of fixtures and equipment can begin as indicated in the Request for Quotation and/or Invitation for Bid.

Note: Work must be completed by _____12-30-2023_____.

H. Supervision:

1. A full-time Coordinating Project Manager and a minimum of one (1) Coordinating Superintendent/Foreman per floor shall be engaged while delivery and installation work are performed.

I. Parking:

1. On-site parking is not available.

J. Punch list:

1. Each vendor is responsible for contacting DASNY's designated representative at the end of each workday to review project status and obtain sign-off for daily work.
2. The furniture/equipment vendor shall schedule a punch list review with DASNY's designated representative. DASNY reserves the right to withhold 5% payment pending resolution of open punch list items.

DORMITORY AUTHORITY- STATE OF NEW YORK
515 BROADWAY
ALBANY, NY 12207

CUNY
John Jay Haaren Hall Signage Project
3475609999

SECURITY REQUIREMENTS

- A. Who will control access to the facility only; any/all site security is the responsibility of each vendor. CUNY will control access to the facility. Vendors are responsible to obtain security clearance from Campus Security.
- B. All Contractors shall submit Daily Reports to Ammar Abdul Hussein (aabdulhu@dasny.org) by 10:00 am the following day. Daily Reports are to record, at the minimum, the date, temperature, weather conditions, number of workforces, subcontractors, work activities and location, and special observations. Submission of Daily Reports to Julia Garzon will be a condition of monthly payments to the Contractor.
- C. Every Construction personal needs to get cleared at the front desk by Public Safety Presenting State ID & COVID vaccination card.

SPECIAL PROVISIONS

- A. This is a designated Hard Hat Project.
- B. There shall be no eating in the work area.
- C. Smoking is not permitted in the building, near air intakes, or within 30 feet of any building entrance or outdoor-air intakes.
- D. Use of alcohol and controlled substances on the project site is not permitted.
- E. Contractors are to comply with OMH's Rules/Regulations for Vendors and Contractors.
- F. No signs or advertising material will be permitted on the job site.
- G. All provisions of all applicable State Labor Standards must be complied with under provisions of this contract. In addition to the PLA agreement.