

BIDDING REQUIREMENTS for PURCHASING

NOTICE AND INFORMATION FOR BIDDERS

Attachment A: Bid Breakdown & Schedule

Bidder: _____

DASNY Contact: Susan Valente – svalente@dasny.org

Services/Product Required By: March 2023 for Bldg. 77 Phase 1

Description: Furnish, Deliver and Install Interior and Exterior Signage

Bid Open Location: DASNY, Corporate Headquarters, 515 Broadway, Albany, NY 12207

Bid Open Date and Time: November 4, 2022

Item No.	Description	UOM	Extended Price
1	Interior Signage per Detailed Specifications	LS	\$
2	Exterior Signage per Detailed Specifications	LS	\$
3	Installation	LS	\$
4	Bonds	LS	\$

*Include a detailed itemized schedule of all interior and exterior signage (i.e. Model No./Description/Quantity /Cost)

INSTALLATION LABOR (if required)
LABOR TO INSTALL _____

Estimated No. of Hours _____

Hourly Rate (*Prevailing Wage rates are required for this work*) _____

Total Materials/Equipment/Commodities Bldg 77 Phase 1: _____

Total Installation: _____

TOTAL BID _____

BIDDING REQUIREMENTS for PURCHASING

NOTICE AND INFORMATION FOR BIDDERS

(The below questions 1) and 2) need only be answered if the above total bid is for one million dollars or more)

1. Does your firm anticipate the use of subcontractors and outside suppliers specific to this procurement
Yes ☐ No ☐
2. Does your firm anticipate the creation of employment opportunities arising from this procurement?
Yes ☐ No ☐

(The below information must be completed for all bids.)

Identify all subcontractors, if any: _____

STATE, PROVINCE FOR FOREIGN COUNTRY
THAT YOUR FIRM'S PRINCIPAL PLACE OF
BUSINESS IS LOCATED:

ADDRESS OF FACTORY OR PLANT WHERE
ITEMS ARE MANUFACTURED AND/OR
ASSEMBLED. *(Attach additional sheet(s) if more
than one manufacturer)*

BIDDER (FIRM NAME)

SIGNATURE

NAME (TYPE/PRINTED)

TITLE

Date

BIDDING REQUIREMENTS for PURCHASING NOTICE AND
INFORMATION FOR BIDDERS

Attachment B: Scope of Work & Detailed Specifications

Furnish, Deliver and Install Interior & Exterior Signage to Central New York Psychiatric Center - Bldg. 77 per the DASNY CNYPC Phase 1 - Bldg. 77 Interior and Exterior Signage Specifications and the New York State Department of Mental Health - CNYPC Phase 1 - Bldg. 77 Drawings. Signage elevations, the message schedule, sign type counts and signage location plans are attached. Pricing shall be provided in the Bid Breakdown & Schedule for Building 77 – Phase 1 of Bid Package #1.

Bidders shall provide an attachment including pricing for a qty. 1 of each sign included in the sign type drawings as these signs will be used in the various project phases. Include the % increase for year 2024, 2025, 2026, 2027 and 2028. Change orders will be issued for each phase and will include the pricing increase at the percent provided in this Bid.

Bid Package# 1

- Phase 1: Building 77 Rehab
 - o Estimated Install: March 2023
- Phase 2: Building 39 Rehab - Administration (Area 3)
 - o Estimated Install: March 2024

Bid Package# 2

- Phase 3: Building 39 Rehab - Ward 5 (Area 5)
 - o Estimated Install: July 2025
- Phase 4: Building 39 Rehab - Ward 2 (Area 2)
 - o Estimated Install: October 2026
- Phase 5: Building 39 – Ward 4 (Area 4)
 - o Estimated Install: January 2027
- Phase 6: Building 39 – Ward 1 (Area 1)
 - o Estimated Install: April 2028



INTERIOR AND EXTERIOR SIGNAGE

PART 1 – GENERAL

1) DESCRIPTION

- a) Interior and Exterior Signage for identification and wayfinding. Provide graphics, fabrication, and installation of Interior and Exterior Building Signage for Central New York Psychiatric Center – Building 77 in accordance with requirements of the attached contract documents.

2) RELATED DOCUMENTS

- a) Drawings and general provisions of the Contract including, “General Conditions.”
- b) Sign Type Drawings/Descriptions:
 - i) Exterior Sign Types -X02, X03, X04, X09, and X10 (Drawings Attached).
 - ii) Interior Sign Types – N01, N02A, N03A, N03B, N04A, N05A, N06A, N07, N08, N09, N10B, N11A, N12A, N13, N14, N16, N17A, N18, N19, N20, N24A, N24B, N27A, N28, N31, N32A, N32B, N34, N35, N36, N37, and N38 (Drawings Attached).
- c) The Sign Message Schedule, Sign Location Drawings, Elevations, and Color Scheme Drawing/Details are included.
 - i) Message Schedules- Central New York PC Building 77 Signage Message Schedule.
 - (1) The Sign Message Schedule and Sign Location Plans are inter-related documents. These documents represent location, type, and total number of signs required.
 - (2) Contractors shall clarify any perceived irregularities in the Sign Message Schedule.
 - ii) Sign Location Drawings- CNYPC Building 77 Lower Level Sign Location Plan IDS-01, CNYPC Building 77 Upper Level Sign Location Plan IDS-02, (Drawings Attached).
 - iii) Elevations- ELEV-1, ELEV-2, ELEV-3, ELEV-4, ELEV-5, ELEV-6, ELEV-7, ELEV-8, ELEV-9, ELEV-10 (Drawings Attached).
 - iv) Color Scheme Drawing/Details (Attached).

3) QUALITY ASSURANCE

- a) Signs shall be manufactured by 2/90 Sign Systems.
- b) **The installing firm shall have not less than five years of experience with the installation of similar fabricated signs and shall submit listings of four prior projects of similar scale, with Owner references. Installers should be professionally training and certified.**
- c) Installation shall comply with **all applicable municipal and building codes, and current ADA standards for accessible design.** Any site conditions that create conflicts with the signage location shall be brought to the attention of the DASNY Interior Designer, before installing.



- d) It is required that workmanship shall be of the highest grade and that the methods, materials, appliances, and labor shall be satisfactory to the DASNY Interior Designer and Owner.
 - e) Where discrepancies occur between specifications and drawings, the better, or greater quality shall govern, unless DASNY Interior Design directs otherwise.
- 4) SUBMITTALS
- a) Samples: Submit one (1) **non-returnable** full size sample sign of the following sign types: N02A, N03A, N06A, N38, and X09 in the style and color specified, including method of attachment and hardware to be utilized for installation.
 - b) Manufacturer's Literature: Manufacturer's printed specifications, mounting details, installation, and maintenance drawings.
 - c) Shop Drawings: Scaled for manufacture and fabrication of individual sign types. Identify materials, size, typography, artwork, finishes, mounting and accessory items. Additionally, thumbnail drawings should be provided for every sign on the Project to detail exact copy and copy placement for each individual sign.
- 5) DELIVERY AND STORAGE
- a) Package to prevent damage or deterioration during shipment, handling, storage, and installation. Maintain protective coverings in place and in good repair until removal is necessary. Store products in dry condition inside enclosed facilities.
 - b) Deliver signs only when mounting surfaces are ready for installation work to proceed and the time and date has been coordinated with the project site contact as designated on the Purchase Order.
- 6) EXTRA MATERIALS
- a) Extra perforated paper inserts should be included to allow each laser printed message to be **printed (2) additional times**. Paper Color is 423 Putty.
- 7) REFERENCES
- a) Publications listed below form a part of this specification to extent referenced. Publications are referenced in text by basic designation only.
 - American National Standards Institute (ANSI)
 - American Society for Testing & Materials (ASTM)
 - Federal Specifications
 - Uniform Sign Code
- 8) WARRANTY
- a) Provide manufacturer's warranty against defect in materials. Warranty shall provide material and labor to repair or replace defective materials at the manufacturer's discretion. Damage caused by physical or chemical abuse or damage from excessive heat will not be warranted.
- 9) CLEANING INSTRUCTIONS
- a) Provide cleaning and maintenance instructions for signage.



PART 2 – PRODUCTS

1) GENERAL

- a) 2/90 Sign Systems, 5350 Corporate Grove Blvd SE, Grand Rapids, MI 49512, phone: 800-777-4310, fax 616-656-4300.
- b) Sign and graphic components are to be manufactured by a single source.
- c) Include necessary mounting fasteners per the specifications and appropriate for the substrate.

2) SIGN STANDARDS-Standard Interior/Exterior Signs

- a) Sign Type 2/90 Sign Systems Customized SafeCare Behavioral Health Signage.
 - i) Mounting Options:
 - (1) 3M VHB Adhesive Mount (Interior and Exterior Grades)
 - (2) Tamper Resistant Torx Screw having the following properties:
Hexalobular (6-lobed), pin reject, internal drive system, meeting ISO Standard 10664.

For reference, please refer to the current addition of NYS Office of Mental Health issued Patient Safety Standards, Materials, and Systems Guidelines:

https://www.omh.ny.gov/omhweb/patient_safety_standards/

- ii) Sign Color: 705 Medium Gray and 713 Sand. Paper Color: 423 Putty.
 - (1) Refer to *Color Scheme Drawing/Details* Page for Color Placement.

- iii) Finishes are to meet current Federal ADA and State Requirements

b) Typography

- i) Standard Copy Options:
 - (1) ADA copy option is ADA SSC
 - (1) Non-ADA copy options are Subsurface Direct Print and Laser Print for window inserts with paper.
- ii) Copy Color: 705 Medium Gray and 713 Sand.
 - (1) Refer to *Color Scheme Drawing/Details* Page for Color Placement.
- iii) Copy Style: Helvetica Regular
- iv) Copy Size: Varies
 - (1) Refer to *Central New York PC Building 77 Signage Message Schedule* and *Central New York PC Building 77 Sign Type Drawings/Description* Documents.
- v) Copy Position: Varies
 - (1) Refer to *Central New York PC Building 77 Signage Message Schedule* and *Central New York Building 77 Sign Type Drawings/Description* Documents.



- vi) Copy Case: Standard Upper and Lower Case, All Caps
 - (1) Refer to *Central New York PC Building 77 Signage Message Schedule* and *Central New York PC Sign Type Drawings/Description* Documents.
 - (2) All ADA Copy is standard All Caps to be compliant.
- vii) Copy shall be a true, clean accurate reproduction of typeface specified.
- viii) Letter spacing and in-between line spacing shall be set by manufacturer.
- ix) Arrows, Symbols, and Logo Art: To be provided in style, sizes, colors and spacing as shown in drawings.
- x) Braille: Grade 2
- xi) Translations: Grade 2 Braille copy, as noted in the *Central New York PC Building 77 Signage Message Schedule* and *Central New York PC Building 77 Sign Type Drawings/Descriptions* is responsibility of the sign manufacturer. Any second language text, as noted in the *Central New York PC Building 77 Signage Message Schedule* and *Central New York PC Building 77 Sign Type Drawings/Descriptions*, is responsibility of the customer.

3) PRODUCT SPECIFICATIONS

a) General

- i) Provide products produced by 2/90 Sign Systems, 5350 Corporate Grove Blvd SE, Grand Rapids, MI 49512, phone: 800-777-4310, fax 616-656-4300.
- ii) Sign Type/Part No.:
 - (1) Exterior Sign Types – X02, X03, X04, X09, and X10 (Drawings Attached).
 - i) Interior Sign Types – N01, N02A, N03A, N03B, N04A, N05A, N06A, N07, N08, N09, N10B, N11A, N12A, N13, N14, N16, N17A, N18, N19, N20, N24A, N24B, N27A, N28, N31, N32A, N32B, N34, N35, N36, N37, and N38 (Drawings Attached).

b) 2/90 Sign Systems Behavior Health Signage:

- i) Comprised of three primary components: Lexan back plate, SSADA thermoformed copy, & Lexan front plate.
- ii) Has no sharp edges or movable parts.
 - ***Slider is designed to move back and forth displaying availability message.
- iii) Is available with Laser-Print Paper Insert Option to allow for changes of graphics installed on the sign without changing the sign in its entirety. Paper Color to be 423 Putty.
- iv) Mechanically fastened with Tamper Resistant Torx Screws having the following properties: hexalobular (6-lobed), pin reject, internal drive system, meeting ISO Standard 10664 or 3M VHB Tape. **All signs to be reinforced with “Liquid Nails” or other approved bonding agent and sealed to hard surface substrates with non-pickable sealant. A bead of non-pickable sealant is required around the perimeter of the sign where the edge meets the hard surface substrate.**



v) Options:

- (1) SSADA thermoformed copy - High Performance Cast PVC vinyl bonded with a profile film reverse cut by computer, and applied subsurface to clear, vacuum thermoformable PETG in a Heat Vacuum Applicator (HVA) to form around the three-dimensional graphics, afterwards the Braille is then punched. SSADA is back sprayed with acrylic lacquer. Taped to Lexan back plate with Tesa Tape and encapsulated by Lexan front plate
- (2) SSADA thermoformed copy with Laser-Print Removable Paper Insert – Front Plates of signs utilizing paper inserts are masked prior to painting to show a viewable area. Pocketed area is created by .030 ABS spacer above and below the viewable area with adhesive on both sides to join the SSADA to the .015 support Insert which has also been back sprayed with acrylic lacquer with flex additive. SSADA thermoformed copy consists of High Performance Cast PVC vinyl bonded with a profile film reverse cut by computer, and applied subsurface to clear, vacuum thermoformable PETG in a Heat Vacuum Applicator (HVA) to form around the three-dimensional graphics, afterwards the Braille is then punched. SSADA is back sprayed with acrylic lacquer and laminated to .015” support insert with Tesa Tape and encapsulated by Lexan front and back plate.

4) GRAPHIC PROCESS

- a) SSADA – High Performance Cast PVC vinyl bonded with a profile film reverse cut by computer, and applied subsurface to clear, vacuum thermoformable PETG and processed thru a Heat Vacuum Applicator (HVA) to form around the three-dimensional graphics, afterwards the Braille is then punched. SSADA is back sprayed with acrylic lacquer and adhered to Lexan back plate or spacer.
- b) Laser Print Copy – Computer generated graphics laser printed on die-cut paper Insert.
- c) Vinyl First Surface Copy – High Performance Cast PVC Vinyl Copy with Matte Finish.
- d) Direct Print Copy – VOC free, ultra-violet cured inks digitally applied directly to the substrate surface with Matte Finish.

5) FABRICATION REQUIREMENTS

- a) Do not fabricate until shop drawings, thumbnails for each sign, and samples are approved by DASNY Interior Design.
- b) Fabricate in accordance with standard trade practice and in accordance with final approved shop drawings using union labor of the appropriate jurisdictions for fabrication and installation as required.
- c) Coordinate installation schedule with owner and/or DASNY Project Management per the Purchase Order.
- d) Design components to allow for expansion and contraction for a minimum material temperature range of 56 degrees C (100 degrees F), without causing buckling, excessive opening of joints or over stressing of adhesives and fasteners.



- e) Form work to required shapes and sizes, with true curves, lines, and angles. Provide necessary rebates, lugs, and brackets for assembly of units.
 - f) Contact surfaces of connected members must be true and assembled so joints will be tight and practically unnoticeable, without use of filling compound.
 - g) Signs shall have fine, even texture and be flat and sound. Lines and miters sharp, arises unbroken, profiles accurate and ornament true to pattern. Plane surfaces should be smooth, flat and without oil-canning, free of rack and twist. Maximum variation from plane of surface plus or minus .032". Restore texture to filled or cut areas.
 - h) Extruded members to be free from extrusion marks. Square turns and corners sharp, curves true.
 - i) Conceal fastenings where possible. Exposed ends and edges mill smooth, with corners slightly rounded.
 - j) All painted surfaces properly primed. Finish coating of paint to have complete coverage with no light or thin applications allowing substrate or primer to show. Parts are checked for approval against the color match master chip. Finished surface smooth, free of scratches, gouges, drips, bubbles, thickness variations, foreign matter, and other imperfections.
 - k) Movable parts (paper inserts and sliders), including hardware, are to be cleaned and adjusted to operate as designed without binding or deformation of members. Doors and covers centered in opening of frame. All contact surfaces fit tight and even without forcing or warping components.
 - l) Shop fabricates as far as practical and pre-assemble items to greatest extent possible to minimize field splicing and assembly. Disassemble units only as necessary for shipping and handling limitations. Clearly mark units for re-assembly and coordinated installation.
- 6) **CLEANING GUIDELINES FOR 2/90 SIGNAGE PRODUCTS**
- a) For routine maintenance, use a mild cleanser (such as hand soap or dish detergent) and lukewarm water. Wipe with a sponge or soft cloth. After washing and rinsing, blot dry with a soft cloth or chamois.
 - b) For special maintenance, call Technical Services Department. Do not use alcohol or other cleaning solutions.

PART 3 – EXECUTION

1) INSTALLATION

- a) **Installer's Qualifications:** Company specializing in installation of the products specified with documented experience. Sign Contractor shall provide supervisory and installation team on site throughout installation. Supplemental equipment and personnel may be locally sub-contracted; supervisors and primary installation personnel may be employees of the fabricating sign contractor. **Installers should be professionally training and certified.**
- b) Protect products against damage during field handling and installation. Protect adjacent existing and newly placed construction as necessary to prevent damage during installation. Paint and touch-up any exposed fasteners and connecting hardware to match color and finish of



surrounding surface.

- c) Mount signs in proper alignment, level, and plumb according to the Sign Location Plans and the dimensions given in the Elevation Drawings. Where otherwise not dimensioned, signs shall be installed where best suited to provide a consistent appearance throughout the project. When exact position, angle, height, or location is in doubt, contact DASNY Interior Design for clarification. **Installation shall comply with all applicable municipal and building codes and ADA Standards for accessible design.**
- d) Furnish all mounting adhesives and anchorage items.
- e) At completion of sign installation, clean exposed sign surfaces. Clean and repair any adjoining surfaces that became soiled or damaged because of installation of signs. Cutting, trimming, filling, and matching of pre-finished work will not be permitted.
- f) All fasteners shall be non-corroding. Use concealed fasteners except when exposed fasteners are indicated. Unavoidable exposed fasteners shall be finished to match adjacent surface finishes and must meet all requirements as outlined by OMH in their Patient Safety Standards.
 - o For reference, please refer to the current addition of NYS Office of Mental Health issued Patient Safety Standards, Materials, and Systems Guidelines:
https://www.omh.ny.gov/omhweb/patient_safety_standards/
- g) Anchors and inserts: Use stainless steel fasteners, unless otherwise specified. All revisions to anchoring are subject to approval by Designer and Owner.
- h) Dissimilar metals shall be separated by appropriate material to prevent dielectric corrosion.
- i) Parts not specifically identified shall be made of materials most appropriate for the intended use subject to approval by the Designer and Owner.
- j) Locate signs as shown on the Sign Location Plans.
- k) At completion of installation, turn over any additional stock of signs, sign components, perforated paper and coupons as listed in the Sign Message Schedule, or noted above.

2) INSTALLATION TYPES

- a) Interior Wall Mounted Customized SafeCare Behavioral Health Signs
 - i) Mounting Methods are intended for permanent attachment on hard surfaces such as doors, glass, concrete masonry units, drywall laminated to concrete masonry units, or drywall over metal studs, using 3M VHB Tape or Tamper Resistant Torx Screws having the following properties: hexalobular (6-lobed), pin reject, internal drive system, meeting ISO Standard 10664.
 - ii) All Signs are to be reinforced with “Liquid Nails” or other approved bonding agent.
 - iii) All Signs are to be sealed to hard surface substrates with non-pickable sealant. A bead of non-pickable sealant is required around the perimeter of the sign where the edge meets the hard surface substrate.
 - iv) Signs with Adhesive Mount on Glass must have a Sign Backer.



- v) Refer to *Central New York PC Building 77 Signage Message Schedule* and Sign Installation Drawings for all Sign Locations.
- vi) **Sign installations shall comply with all applicable municipal and building codes and ADA Standards for accessible design.**
- vi) Method
 - (1) Mounting surface must be clean and dry to insure good adhesion.
 - (2) Apply bead of “Liquid Nails” to back of sign.
 - (3) Place sign lightly into position.
 - (4) Check for level, and then apply firm pressure for good adhesion.
 - (5) Seal sign to hard surface substrate with non-pickable sealant. A bead of non-pickable sealant is required around the perimeter of the sign where the edge meets the hard surface substrate.
- a. Exterior Facade Mounted Customized SafeCare Behavioral Health Signs
 - i. Mounting Method is intended for mounting on exterior building facades such as concrete, metal panels, brick or other rough and /or repairable materials using Exterior Grade 3M VHB Tape.
 - ii. All Signs are to be reinforced with Exterior Grade “Liquid Nails” or other approved bonding agent.
 - ii) Signs with Adhesive Mount on Glass must have a Sign Backer.
 - iii) Refer to the *Central New York PC Building 77 Signage Message Schedule* and Sign Installation Drawings for all Sign Locations.
 - iv) Signs must be installed at dimensions consistent with the Interior Wall Mounted Signs. Refer to the Elevation Drawings for additional details.
 - v) Method
 - (1) Mounting surface must be clean and dry to insure good adhesion.
 - (2) Apply bead of “Liquid Nails” for durability.
 - (3) Place sign very lightly into position.
 - (4) Check for level, and then apply firm pressure for good adhesion.
 - (5) Seal sign to hard surface substrate with non-pickable sealant. A bead of non-pickable sealant is required around the perimeter of the sign where the edge meets the hard surface substrate.

END OF SECTION

Floor	Room Number/Door Number	Location	Sign Type	Location	Reference Drawing	Mount Type	Message	Message Position	Copy Style	Copy Color	Copy Case	Copy Details	Special Instructions & Notes
1	1-77-C2	Passage	N37	LL-N37-01	IDS-01	Tamper Resistant Pin Reject Hexalobular Internal Drive System Torx Screw, Counter Sunk in Face of Sign. Sign must be Reinforced with Interior Grade Silicone. Sign shall be sealed with non-pickable caulk.	1-77-C2	Center Justified	Helvetica Regular	713 Sand	All Upper Case	3/4" Height Direct Print	CMU
1	1-77-C2	Passage	N37	LL-N37-13	IDS-01	Tamper Resistant Pin Reject Hexalobular Internal Drive System Torx Screw, Counter Sunk in Face of Sign. Sign must be Reinforced with Interior Grade Silicone. Sign shall be sealed with non-pickable caulk.	1-77-C2	Center Justified	Helvetica Regular	713 Sand	All Upper Case	3/4" Height Direct Print	CMU
1	1-77-01	Soiled Utility	N05A	LL-N05A-01	IDS-01	Tamper Resistant Pin Reject Hexalobular Internal Drive System Torx Screw, Counter Sunk in Face of Sign. Sign must be Reinforced with Interior Grade Silicone. Sign shall be sealed with non-pickable caulk.	1-77-01	Left Justified	Helvetica Regular	713 Sand	All Upper Case	3/4" Height Subsurface ADA Raised Copy with Braille	Solid Concrete
1	1-77-01	Soiled Utility	N05A	LL-N05A-01	IDS-01	Tamper Resistant Pin Reject Hexalobular Internal Drive System Torx Screw, Counter Sunk in Face of Sign. Sign must be Reinforced with Interior Grade Silicone. Sign shall be sealed with non-pickable caulk.	Soiled Utility	Center Justified	Helvetica Regular	Black Laser Print Copy	Upper/Lower Case	5/8" Height Laser Print	Solid Concrete
1	1-77-S2	STAIR S2	N09	LL-N09-01	IDS-01	Tamper Resistant Pin Reject Hexalobular Internal Drive System Torx Screw, Counter Sunk in Face of Sign. Sign must be Reinforced with Interior Grade Silicone. Sign shall be sealed with non-pickable caulk.	1-77-S2	Left Justified	Helvetica Regular	713 Sand	All Upper Case	3/4" Height Subsurface ADA Raised Copy with Braille	CMU
1	1-77-S2	STAIR S2	N09	LL-N09-01	IDS-01	Tamper Resistant Pin Reject Hexalobular Internal Drive System Torx Screw, Counter Sunk in Face of Sign. Sign must be Reinforced with Interior Grade Silicone. Sign shall be sealed with non-pickable caulk.	Man on Stair Pictogram	Center Justified	N/A	705 Medium Gray	N/A	Subsurface ADA Raised Graphic	Pictogram Size Appropriate for 6"H Section of Sign; CMU
1	1-77-S2	STAIR S2	N09	LL-N09-01	IDS-01	Tamper Resistant Pin Reject Hexalobular Internal Drive System Torx Screw, Counter Sunk in Face of Sign. Sign must be Reinforced with Interior Grade Silicone. Sign shall be sealed with non-pickable caulk.	STAIR S2	Center Justified	Helvetica Regular	713 Sand	All Upper Case	5/8" Height Subsurface ADA Raised Copy with Braille	CMU
1	1-77-S2	STAIR S2	N10B	LL-N10B-01	IDS-01	Tamper Resistant Pin Reject Hexalobular Internal Drive System Torx Screw, Counter Sunk in Face of Sign. Sign must be Reinforced with Interior Grade Silicone. Sign shall be sealed with non-pickable caulk.	STAIR S2	Left Justified	Helvetica Regular	713 Sand	All Upper Case	1.5" Height Subsurface Direct Print	CMU

Floor	Room Number/Door Number	Location	Sign Type	Location	Reference Drawing	Mount Type	Message	Message Position	Copy Style	Copy Color	Copy Case	Copy Details	Special Instructions & Notes
1	1-77-S2	STAIR S2	N10B	LL-N10B-01	IDS-01	Tamper Resistant Pin Reject Hexalobular Internal Drive System Torx Screw, Counter Sunk in Face of Sign. Sign must be Reinforced with Interior Grade Silicone. Sign shall be sealed with non-pickable caulk.	1 THROUGH 2	Center Justified	Helvetica Regular	705 Medium Gray	All Upper Case	1" Height Subsurface Direct Print	CMU
1	1-77-S2	STAIR S2	N10B	LL-N10B-01	IDS-01	Tamper Resistant Pin Reject Hexalobular Internal Drive System Torx Screw, Counter Sunk in Face of Sign. Sign must be Reinforced with Interior Grade Silicone. Sign shall be sealed with non-pickable caulk.	NO ROOF ACCESS	Center Justified	Helvetica Regular	705 Medium Gray	All Upper Case	1" Height Subsurface Direct Print	CMU
1	1-77-S2	STAIR S2	N10B	LL-N10B-01	IDS-01	Tamper Resistant Pin Reject Hexalobular Internal Drive System Torx Screw, Counter Sunk in Face of Sign. Sign must be Reinforced with Interior Grade Silicone. Sign shall be sealed with non-pickable caulk.	NO STANDPIPE	Center Justified	Helvetica Regular	705 Medium Gray	All Upper Case	1" Height Subsurface Direct Print	CMU
1	1-77-S2	STAIR S2	N10B	LL-N10B-01	IDS-01	Tamper Resistant Pin Reject Hexalobular Internal Drive System Torx Screw, Counter Sunk in Face of Sign. Sign must be Reinforced with Interior Grade Silicone. Sign shall be sealed with non-pickable caulk.	LEVEL	Center Justified	Helvetica Regular	705 Medium Gray	All Upper Case	1" Height Subsurface Direct Print	CMU
1	1-77-S2	STAIR S2	N10B	LL-N10B-01	IDS-01	Tamper Resistant Pin Reject Hexalobular Internal Drive System Torx Screw, Counter Sunk in Face of Sign. Sign must be Reinforced with Interior Grade Silicone. Sign shall be sealed with non-pickable caulk.	1	Center Justified	Helvetica Regular	705 Medium Gray	All Upper Case	5" Height Subsurface Direct Print	CMU
1	1-77-S2	STAIR S2	N10B	LL-N10B-01	IDS-01	Tamper Resistant Pin Reject Hexalobular Internal Drive System Torx Screw, Counter Sunk in Face of Sign. Sign must be Reinforced with Interior Grade Silicone. Sign shall be sealed with non-pickable caulk.	EXIT THIS FLOOR	Center Justified	Helvetica Regular	705 Medium Gray	All Upper Case	1" Height Subsurface Direct Print	CMU
1	1-77-S2	STAIR S2	N34	LL-N34-01	IDS-01	Tamper Resistant Pin Reject Hexalobular Internal Drive System Torx Screw, Counter Sunk in Face of Sign. Sign must be Reinforced with Interior Grade Silicone. Sign shall be sealed with non-pickable caulk.	STAIR S2	Left Justified	Helvetica Regular	713 Sand	All Upper Case	1.5" Height Subsurface ADA Raised Copy with Braille	CMU
1	1-77-S2	STAIR S2	N34	LL-N34-01	IDS-01	Tamper Resistant Pin Reject Hexalobular Internal Drive System Torx Screw, Counter Sunk in Face of Sign. Sign must be Reinforced with Interior Grade Silicone. Sign shall be sealed with non-pickable caulk.	LEVEL	Center Justified	Helvetica Regular	705 Medium Gray	All Upper Case	1" Height Subsurface ADA Raised Copy with Braille	CMU

Floor	Room Number/Door Number	Location	Sign Type	Location	Reference Drawing	Mount Type	Message	Message Position	Copy Style	Copy Color	Copy Case	Copy Details	Special Instructions & Notes
1	1-77-S2	STAIR S2	N34	LL-N34-01	IDS-01	Tamper Resistant Pin Reject Hexalobular Internal Drive System Torx Screw, Counter Sunk in Face of Sign. Sign must be Reinforced with Interior Grade Silicone. Sign shall be sealed with non-pickable caulk.	1	Center Justified	Helvetica Regular	705 Medium Gray	All Upper Case	5" Height Subsurface ADA Raised Copy with Braille	CMU
1	1-77-S2	STAIR S2	N07	LL-N07-01	IDS-01	Tamper Resistant Pin Reject Hexalobular Internal Drive System Torx Screw, Counter Sunk in Face of Sign. Sign must be Reinforced with Interior Grade Silicone. Sign shall be sealed with non-pickable caulk.	EVACUATION PLAN	Left Justified	Helvetica Regular	713 Sand	All Upper Case	3/4" Height Subsurface Direct Print	CMU
1	1-77-S2	STAIR S2	N07	LL-N07-01	IDS-01	Tamper Resistant Pin Reject Hexalobular Internal Drive System Torx Screw, Counter Sunk in Face of Sign. Sign must be Reinforced with Interior Grade Silicone. Sign shall be sealed with non-pickable caulk.	N/A	N/A	N/A	N/A	N/A	N/A	8 1/2" X 11" Laser Printed Evacuation Map- Customer to Provide Printing; CMU
1	1-77-02	Clean Utility	N05A	LL-N05A-02	IDS-01	Tamper Resistant Pin Reject Hexalobular Internal Drive System Torx Screw, Counter Sunk in Face of Sign. Sign must be Reinforced with Interior Grade Silicone. Sign shall be sealed with non-pickable caulk.	1-77-02	Left Justified	Helvetica Regular	713 Sand	All Upper Case	3/4" Height Subsurface ADA Raised Copy with Braille	CMU
1	1-77-02	Clean Utility	N05A	LL-N05A-02	IDS-01	Tamper Resistant Pin Reject Hexalobular Internal Drive System Torx Screw, Counter Sunk in Face of Sign. Sign must be Reinforced with Interior Grade Silicone. Sign shall be sealed with non-pickable caulk.	Clean Utility	Center Justified	Helvetica Regular	Black Laser Print Copy	Upper/Lower Case	5/8" Height Laser Print	CMU
1	1-77-C2	Corridor	N07	LL-N07-13	IDS-01	Tamper Resistant Pin Reject Hexalobular Internal Drive System Torx Screw, Counter Sunk in Face of Sign. Sign must be Reinforced with Interior Grade Silicone. Sign shall be sealed with non-pickable caulk.	EVACUATION PLAN	Left Justified	Helvetica Regular	713 Sand	All Upper Case	3/4" Height Subsurface Direct Print	CMU
1	1-77-C2	Corridor	N07	LL-N07-13	IDS-01	Tamper Resistant Pin Reject Hexalobular Internal Drive System Torx Screw, Counter Sunk in Face of Sign. Sign must be Reinforced with Interior Grade Silicone. Sign shall be sealed with non-pickable caulk.	N/A	N/A	N/A	N/A	N/A	N/A	8 1/2" X 11" Laser Printed Evacuation Map- Customer to Provide Printing; CMU
1	1-77-C2	Corridor	N11A	LL-N11A-01	IDS-01	Tamper Resistant Pin Reject Hexalobular Internal Drive System Torx Screw, Counter Sunk in Face of Sign. Sign must be Reinforced with Interior Grade Silicone. Sign shall be sealed with non-pickable caulk.	Kitchen & Mechanical Rooms →	Center Justified	Helvetica Regular	705 Medium Gray	Upper/Lower Case	5/8" Height Subsurface Direct Print	CMU

Floor	Room Number/Door Number	Location	Sign Type	Location	Reference Drawing	Mount Type	Message	Message Position	Copy Style	Copy Color	Copy Case	Copy Details	Special Instructions & Notes
1	1-77-03	Gym	N02A	LL-N02A-01	IDS-01	Tamper Resistant Pin Reject Hexalobular Internal Drive System Torx Screw, Counter Sunk in Face of Sign. Sign must be Reinforced with Interior Grade Silicone. Sign shall be sealed with non-pickable caulk.	1-77-03	Left Justified	Helvetica Regular	713 Sand	All Upper Case	3/4" Height Subsurface ADA Raised Copy with Braille	CMU
1	1-77-03	Gym	N02A	LL-N02A-01	IDS-01	Tamper Resistant Pin Reject Hexalobular Internal Drive System Torx Screw, Counter Sunk in Face of Sign. Sign must be Reinforced with Interior Grade Silicone. Sign shall be sealed with non-pickable caulk.	GYM	Center Justified	Helvetica Regular	705 Medium Gray	All Upper Case	5/8" Height Subsurface ADA Raised Copy with Braille	CMU
1	1-77-03-D1	Gym	N37	LL-N37-02	IDS-01	Tamper Resistant Pin Reject Hexalobular Internal Drive System Torx Screw, Counter Sunk in Face of Sign. Sign must be Reinforced with Interior Grade Silicone. Sign shall be sealed with non-pickable caulk.	1-77-03-D1	Center Justified	Helvetica Regular	713 Sand	All Upper Case	3/4" Height Direct Print	CMU
1	1-77-03	Gym	N28	LL-N28-01	IDS-01	Tamper Resistant Pin Reject Hexalobular Internal Drive System Torx Screw, Counter Sunk in Face of Sign. Sign must be Reinforced with Interior Grade Silicone. Sign shall be sealed with non-pickable caulk.	MAXIMUM OCCUPANCY	Left Justified	Helvetica Regular	713 Sand	All Upper Case	3/4" Height Subsurface Direct Print	CMU
1	1-77-03	Gym	N28	LL-N28-01	IDS-01	Tamper Resistant Pin Reject Hexalobular Internal Drive System Torx Screw, Counter Sunk in Face of Sign. Sign must be Reinforced with Interior Grade Silicone. Sign shall be sealed with non-pickable caulk.	NOT TO EXCEED	Center Justified	Helvetica Regular	705 Medium Gray	All Upper Case	3/4" Height Subsurface Direct Print	CMU
1	1-77-03	Gym	N28	LL-N28-01	IDS-01	Tamper Resistant Pin Reject Hexalobular Internal Drive System Torx Screw, Counter Sunk in Face of Sign. Sign must be Reinforced with Interior Grade Silicone. Sign shall be sealed with non-pickable caulk.	465	Center Justified	Helvetica Regular	705 Medium Gray	All Upper Case	1" Height Subsurface Direct Print	CMU
1	1-77-03	Gym	N28	LL-N28-01	IDS-01	Tamper Resistant Pin Reject Hexalobular Internal Drive System Torx Screw, Counter Sunk in Face of Sign. Sign must be Reinforced with Interior Grade Silicone. Sign shall be sealed with non-pickable caulk.	PERSONS	Center Justified	Helvetica Regular	705 Medium Gray	All Upper Case	3/4" Height Subsurface Direct Print	CMU
1	EXT	Gym	X10	LL-X10-01	IDS-01	Tamper Resistant Pin Reject Hexalobular Internal Drive System Torx Screw, Counter Sunk in Face of Sign. Sign must be Reinforced with Interior Grade Silicone. Sign shall be sealed with non-pickable caulk.	1-77-03	Left Justified	Helvetica Regular	713 Sand	All Upper Case	3/4" Height Exterior Grade Subsurface Copy	CMU Exterior

Floor	Room Number/Door Number	Location	Sign Type	Location	Reference Drawing	Mount Type	Message	Message Position	Copy Style	Copy Color	Copy Case	Copy Details	Special Instructions & Notes
1	EXT	Gym	X10	LL-X10-01	IDS-01	Tamper Resistant Pin Reject Hexalobular Internal Drive System Torx Screw, Counter Sunk in Face of Sign. Sign must be Reinforced with Interior Grade Silicone. Sign shall be sealed with non-pickable caulk.	GYM	Center Justified	Helvetica Regular	705 Medium Gray	All Upper Case	5/8" Height Exterior Grade Subsurface Copy	CMU Exterior
1	1-77-03	Gym	N11A	LL-N11A-03	IDS-01	Tamper Resistant Pin Reject Hexalobular Internal Drive System Torx Screw, Counter Sunk in Face of Sign. Sign must be Reinforced with Interior Grade Silicone. Sign shall be sealed with non-pickable caulk.	Greenhouse	Center Justified	Helvetica Regular	705 Medium Gray	Upper/Lower Case	5/8" Height Subsurface Direct Print	CMU
1	1-77-03-D2	Gym	N37	LL-N37-06	IDS-01	Tamper Resistant Pin Reject Hexalobular Internal Drive System Torx Screw, Counter Sunk in Face of Sign. Sign must be Reinforced with Interior Grade Silicone. Sign shall be sealed with non-pickable caulk.	1-77-03-D2	Center Justified	Helvetica Regular	713 Sand	All Upper Case	3/4" Height Direct Print	CMU
1	1-77-X4	Gym	N37	LL-N37-07	IDS-01	Tamper Resistant Pin Reject Hexalobular Internal Drive System Torx Screw, Counter Sunk in Face of Sign. Sign must be Reinforced with Interior Grade Silicone. Sign shall be sealed with non-pickable caulk.	1-77-X4	Center Justified	Helvetica Regular	713 Sand	All Upper Case	3/4" Height Direct Print	CMU
1	1-77-X5	Gym	N37	LL-N37-08	IDS-01	Tamper Resistant Pin Reject Hexalobular Internal Drive System Torx Screw, Counter Sunk in Face of Sign. Sign must be Reinforced with Interior Grade Silicone. Sign shall be sealed with non-pickable caulk.	1-77-X5	Center Justified	Helvetica Regular	713 Sand	All Upper Case	3/4" Height Direct Print	CMU
1	EXT	Gym	X10	LL-X10-02	IDS-01	Exterior Grade VHB Tape Reinforced with Exterior Grade Silicone	1-77-03	Left Justified	Helvetica Regular	713 Sand	All Upper Case	3/4" Height Exterior Grade Subsurface Copy	CMU Exterior
1	EXT	Gym	X10	LL-X10-02	IDS-01	Exterior Grade VHB Tape Reinforced with Exterior Grade Silicone	GYM	Center Justified	Helvetica Regular	705 Medium Gray	All Upper Case	5/8" Height Exterior Grade Subsurface Copy	CMU Exterior
1	EXT	Gym	X10	LL-X10-03	IDS-01	Exterior Grade VHB Tape Reinforced with Exterior Grade Silicone	1-77-03	Left Justified	Helvetica Regular	713 Sand	All Upper Case	3/4" Height Exterior Grade Subsurface Copy	CMU Exterior

Floor	Room Number/Door Number	Location	Sign Type	Location	Reference Drawing	Mount Type	Message	Message Position	Copy Style	Copy Color	Copy Case	Copy Details	Special Instructions & Notes
1	EXT	Gym	X10	LL-X10-03	IDS-01	Exterior Grade VHB Tape Reinforced with Exterior Grade Silicone	GYM	Center Justified	Helvetica Regular	705 Medium Gray	All Upper Case	5/8" Height Exterior Grade Subsurface Copy	CMU Exterior
1	1-77-03	Gym	N07	LL-N07-02	IDS-01	Tamper Resistant Pin Reject Hexalobular Internal Drive System Torx Screw, Counter Sunk in Face of Sign. Sign must be Reinforced with Interior Grade Silicone. Sign shall be sealed with non-pickable caulk.	EVACUATION PLAN	Left Justified	Helvetica Regular	713 Sand	All Upper Case	3/4" Height Subsurface Direct Print	CMU
1	1-77-03	Gym	N07	LL-N07-02	IDS-01	Tamper Resistant Pin Reject Hexalobular Internal Drive System Torx Screw, Counter Sunk in Face of Sign. Sign must be Reinforced with Interior Grade Silicone. Sign shall be sealed with non-pickable caulk.	N/A	N/A	N/A	N/A	N/A	N/A	8 1/2" X 11" Laser Printed Evacuation Map- Customer to Provide Printing; CMU
1	1-77-04	Kitchen	N02A	LL-N02A-02	IDS-01	Interior Grade VHB Tape Reinforced with Silicone for Mounting on Glazing. Sign should be produced with screw holes in the event it needs to be relocated. Sign shall be sealed with non-pickable caulk.	1-77-04	Left Justified	Helvetica Regular	713 Sand	All Upper Case	3/4" Height Subsurface ADA Raised Copy with Braille	Mounted on Glazing with Backer
1	1-77-04	Kitchen	N02A	LL-N02A-02	IDS-01	Interior Grade VHB Tape Reinforced with Silicone for Mounting on Glazing. Sign should be produced with screw holes in the event it needs to be relocated. Sign shall be sealed with non-pickable caulk.	KITCHEN	Center Justified	Helvetica Regular	705 Medium Gray	All Upper Case	5/8" Height Subsurface ADA Raised Copy with Braille	Mounted on Glazing with Backer
1	1-77-04	Kitchen	N07	LL-N07-03	IDS-01	Tamper Resistant Pin Reject Hexalobular Internal Drive System Torx Screw, Counter Sunk in Face of Sign. Sign must be Reinforced with Interior Grade Silicone. Sign shall be sealed with non-pickable caulk.	EVACUATION PLAN	Left Justified	Helvetica Regular	713 Sand	All Upper Case	3/4" Height Subsurface Direct Print	CMU
1	1-77-04	Kitchen	N07	LL-N07-03	IDS-01	Tamper Resistant Pin Reject Hexalobular Internal Drive System Torx Screw, Counter Sunk in Face of Sign. Sign must be Reinforced with Interior Grade Silicone. Sign shall be sealed with non-pickable caulk.	N/A	N/A	N/A	N/A	N/A	N/A	8 1/2" X 11" Laser Printed Evacuation Map- Customer to Provide Printing; CMU
1	1-77-M1-D1	Mechanical Room	N37	LL-N37-03	IDS-01	Tamper Resistant Pin Reject Hexalobular Internal Drive System Torx Screw, Counter Sunk in Face of Sign. Sign must be Reinforced with Interior Grade Silicone. Sign shall be sealed with non-pickable caulk.	1-77-M1-D1	Center Justified	Helvetica Regular	713 Sand	All Upper Case	3/4" Height Direct Print	CMU

Floor	Room Number/Door Number	Location	Sign Type	Location	Reference Drawing	Mount Type	Message	Message Position	Copy Style	Copy Color	Copy Case	Copy Details	Special Instructions & Notes
1	1-77-M1	Mechanical Room	N02A	LL-N02A-03	IDS-01	Tamper Resistant Pin Reject Hexalobular Internal Drive System Torx Screw, Counter Sunk in Face of Sign. Sign must be Reinforced with Interior Grade Silicone. Sign shall be sealed with non-pickable caulk.	1-77-M1	Left Justified	Helvetica Regular	713 Sand	All Upper Case	3/4" Height Subsurface ADA Raised Copy with Braille	CMU
1	1-77-M1	Mechanical Room	N02A	LL-N02A-03	IDS-01	Tamper Resistant Pin Reject Hexalobular Internal Drive System Torx Screw, Counter Sunk in Face of Sign. Sign must be Reinforced with Interior Grade Silicone. Sign shall be sealed with non-pickable caulk.	MECHANICAL ROOM	Center Justified	Helvetica Regular	705 Medium Gray	All Upper Case	5/8" Height Subsurface ADA Raised Copy with Braille	CMU
1	1-77-M1	Mechanical Room	N02A	LL-N02A-04	IDS-01	Tamper Resistant Pin Reject Hexalobular Internal Drive System Torx Screw, Counter Sunk in Face of Sign. Sign must be Reinforced with Interior Grade Silicone. Sign shall be sealed with non-pickable caulk.	1-77-M1	Left Justified	Helvetica Regular	713 Sand	All Upper Case	3/4" Height Subsurface ADA Raised Copy with Braille	CMU
1	1-77-M1	Mechanical Room	N02A	LL-N02A-04	IDS-01	Tamper Resistant Pin Reject Hexalobular Internal Drive System Torx Screw, Counter Sunk in Face of Sign. Sign must be Reinforced with Interior Grade Silicone. Sign shall be sealed with non-pickable caulk.	MECHANICAL ROOM	Center Justified	Helvetica Regular	705 Medium Gray	All Upper Case	5/8" Height Subsurface ADA Raised Copy with Braille	CMU
1	1-77-M1-D2	Mechanical Room	N37	LL-N37-04	IDS-01	Tamper Resistant Pin Reject Hexalobular Internal Drive System Torx Screw, Counter Sunk in Face of Sign. Sign must be Reinforced with Interior Grade Silicone. Sign shall be sealed with non-pickable caulk.	1-77-M1-D2	Center Justified	Helvetica Regular	713 Sand	All Upper Case	3/4" Height Direct Print	CMU
1	1-77-M1	Mechanical Room	N07	LL-N07-04	IDS-01	Tamper Resistant Pin Reject Hexalobular Internal Drive System Torx Screw, Counter Sunk in Face of Sign. Sign must be Reinforced with Interior Grade Silicone. Sign shall be sealed with non-pickable caulk.	EVACUATION PLAN	Left Justified	Helvetica Regular	713 Sand	All Upper Case	3/4" Height Subsurface ADA Raised Copy with Braille	CMU
1	1-77-M1	Mechanical Room	N07	LL-N07-04	IDS-01	Tamper Resistant Pin Reject Hexalobular Internal Drive System Torx Screw, Counter Sunk in Face of Sign. Sign must be Reinforced with Interior Grade Silicone. Sign shall be sealed with non-pickable caulk.	N/A	N/A	N/A	N/A	N/A	N/A	8 1/2" X 11" Laser Printed Evacuation Map- Customer to Provide Printing; CMU
1	1-77-M1	Mechanical Room	N11A	LL-N11A-02	IDS-01	Tamper Resistant Pin Reject Hexalobular Internal Drive System Torx Screw, Counter Sunk in Face of Sign. Sign must be Reinforced with Interior Grade Silicone. Sign shall be sealed with non-pickable caulk.	Additional Mechanicals In Mezzanine	Center Justified	Helvetica Regular	705 Medium Gray	Upper/Lower Case	5/8" Height Subsurface Direct Print	CMU

Floor	Room Number/Door Number	Location	Sign Type	Location	Reference Drawing	Mount Type	Message	Message Position	Copy Style	Copy Color	Copy Case	Copy Details	Special Instructions & Notes
1	1-77-E1	Electrical Room	N02A	LL-N02A-05	IDS-01	Tamper Resistant Pin Reject Hexalobular Internal Drive System Torx Screw, Counter Sunk in Face of Sign. Sign must be Reinforced with Interior Grade Silicone. Sign shall be sealed with non-pickable caulk.	1-77-E1	Left Justified	Helvetica Regular	713 Sand	All Upper Case	3/4" Height Subsurface ADA Raised Copy with Braille	CMU
1	1-77-E1	Electrical Room	N02A	LL-N02A-05	IDS-01	Tamper Resistant Pin Reject Hexalobular Internal Drive System Torx Screw, Counter Sunk in Face of Sign. Sign must be Reinforced with Interior Grade Silicone. Sign shall be sealed with non-pickable caulk.	ELECTRICAL ROOM	Center Justified	Helvetica Regular	705 Medium Gray	All Upper Case	5/8" Height Subsurface ADA Raised Copy with Braille	CMU
1		Adjacent to Gym	N07	LL-N07-05	IDS-01	Tamper Resistant Pin Reject Hexalobular Internal Drive System Torx Screw, Counter Sunk in Face of Sign. Sign must be Reinforced with Interior Grade Silicone. Sign shall be sealed with non-pickable caulk.	EVACUATION PLAN	Left Justified	Helvetica Regular	713 Sand	All Upper Case	3/4" Height Subsurface ADA Raised Copy with Braille	CMU
1		Adjacent to Gym	N07	LL-N07-05	IDS-01	Tamper Resistant Pin Reject Hexalobular Internal Drive System Torx Screw, Counter Sunk in Face of Sign. Sign must be Reinforced with Interior Grade Silicone. Sign shall be sealed with non-pickable caulk.	N/A	N/A	N/A	N/A	N/A	N/A	8 1/2" X 11" Laser Printed Evacuation Map- Customer to Provide Printing; CMU
1	1-77-X2	Adjacent to Gym	N37	LL-N37-05	IDS-01	Tamper Resistant Pin Reject Hexalobular Internal Drive System Torx Screw, Counter Sunk in Face of Sign. Sign must be Reinforced with Interior Grade Silicone. Sign shall be sealed with non-pickable caulk.	1-77-X2	Center Justified	Helvetica Regular	713 Sand	All Upper Case	3/4" Height Direct Print	CMU
1	EXT	Adjacent to Door 1-77-X2	X02	LL-X02-01	IDS-01	Exterior Grade VHB Tape Reinforced with Exterior Grade Silicone	Building 77 Lower Level	Center Justified	Helvetica Regular	705 Medium Gray	Upper/Lower Case	5/8" Height Exterior Grade Subsurface Copy Direct Print	CMU Exterior
1	1-77-05	Storage Room	N04A	LL-N04A-01	IDS-01	Tamper Resistant Pin Reject Hexalobular Internal Drive System Torx Screw, Counter Sunk in Face of Sign. Sign must be Reinforced with Interior Grade Silicone. Sign shall be sealed with non-pickable caulk.	1-77-05	Left Justified	Helvetica Regular	713 Sand	All Upper Case	3/4" Height Subsurface ADA Raised Copy with Braille	CMU

Floor	Room Number/Door Number	Location	Sign Type	Location	Reference Drawing	Mount Type	Message	Message Position	Copy Style	Copy Color	Copy Case	Copy Details	Special Instructions & Notes
1	1-77-05	Storage Room	N04A	LL-N04A-01	IDS-01	Tamper Resistant Pin Reject Hexalobular Internal Drive System Torx Screw, Counter Sunk in Face of Sign. Sign must be Reinforced with Interior Grade Silicone. Sign shall be sealed with non-pickable caulk.	Storage Room	Center Justified	Helvetica Regular	Black Laser Print Copy	Upper/Lower Case	5/8" Height Laser Print	CMU
1	1-77-05	Storage Room	N04A	LL-N04A-01	IDS-01	Tamper Resistant Pin Reject Hexalobular Internal Drive System Torx Screw, Counter Sunk in Face of Sign. Sign must be Reinforced with Interior Grade Silicone. Sign shall be sealed with non-pickable caulk.	N/A	N/A	N/A	N/A	N/A	N/A	2" x 9" Blank Insert- Customer to Provide Printing;CMU Wall
1	1-77-05	Storage Room	N04A	LL-N04A-02	IDS-01	Tamper Resistant Pin Reject Hexalobular Internal Drive System Torx Screw, Counter Sunk in Face of Sign. Sign must be Reinforced with Interior Grade Silicone. Sign shall be sealed with non-pickable caulk.	1-77-05	Left Justified	Helvetica Regular	713 Sand	All Upper Case	3/4" Height Subsurface ADA Raised Copy with Braille	CMU
1	1-77-05	Storage Room	N04A	LL-N04A-02	IDS-01	Tamper Resistant Pin Reject Hexalobular Internal Drive System Torx Screw, Counter Sunk in Face of Sign. Sign must be Reinforced with Interior Grade Silicone. Sign shall be sealed with non-pickable caulk.	Storage Room	Center Justified	Helvetica Regular	Black Laser Print Copy	Upper/Lower Case	5/8" Height Laser Print	CMU
1	1-77-05	Storage Room	N04A	LL-N04A-02	IDS-01	Tamper Resistant Pin Reject Hexalobular Internal Drive System Torx Screw, Counter Sunk in Face of Sign. Sign must be Reinforced with Interior Grade Silicone. Sign shall be sealed with non-pickable caulk.	N/A	N/A	N/A	N/A	N/A	N/A	2" x 9" Blank Insert- Customer to Provide Printing;CMU Wall
1	1-77-05	Storage Room	N11A	LL-N11A-04	IDS-01	Tamper Resistant Pin Reject Hexalobular Internal Drive System Torx Screw, Counter Sunk in Face of Sign. Sign must be Reinforced with Interior Grade Silicone. Sign shall be sealed with non-pickable caulk.	↑ Mezzanine Mechanical Space	Center Justified	Helvetica Regular	705 Medium Gray	Upper/Lower Case	5/8" Height Subsurface Direct Print	CMU
1	1-77-05-D1	Storage Room	N37	LL-N37-09	IDS-01	Tamper Resistant Pin Reject Hexalobular Internal Drive System Torx Screw, Counter Sunk in Face of Sign. Sign must be Reinforced with Interior Grade Silicone. Sign shall be sealed with non-pickable caulk.	1-77-05-D1	Center Justified	Helvetica Regular	713 Sand	All Upper Case	3/4" Height Direct Print	CMU
1	1-77-05-D2	Storage Room	N37	LL-N37-10	IDS-01	Tamper Resistant Pin Reject Hexalobular Internal Drive System Torx Screw, Counter Sunk in Face of Sign. Sign must be Reinforced with Interior Grade Silicone. Sign shall be sealed with non-pickable caulk.	1-77-05-D2	Center Justified	Helvetica Regular	713 Sand	All Upper Case	3/4" Height Direct Print	CMU

Floor	Room Number/Door Number	Location	Sign Type	Location	Reference Drawing	Mount Type	Message	Message Position	Copy Style	Copy Color	Copy Case	Copy Details	Special Instructions & Notes
1	1-77-S3	STAIR S3	N09	LL-N09-02	IDS-01	Tamper Resistant Pin Reject Hexalobular Internal Drive System Torx Screw, Counter Sunk in Face of Sign. Sign must be Reinforced with Interior Grade Silicone. Sign shall be sealed with non-pickable caulk.	1-77-S3	Left Justified	Helvetica Regular	713 Sand	All Upper Case	3/4" Height Subsurface ADA Raised Copy with Braille	CMU
1	1-77-S3	STAIR S3	N09	LL-N09-02	IDS-01	Tamper Resistant Pin Reject Hexalobular Internal Drive System Torx Screw, Counter Sunk in Face of Sign. Sign must be Reinforced with Interior Grade Silicone. Sign shall be sealed with non-pickable caulk.	Man on Stair Pictogram	Center Justified	N/A	705 Medium Gray	N/A	Subsurface ADA Raised Graphic	Pictogram Size Appropriate for 6"H Section of Sign; CMU
1	1-77-S3	STAIR S3	N09	LL-N09-02	IDS-01	Tamper Resistant Pin Reject Hexalobular Internal Drive System Torx Screw, Counter Sunk in Face of Sign. Sign must be Reinforced with Interior Grade Silicone. Sign shall be sealed with non-pickable caulk.	STAIR S3	Center Justified	Helvetica Regular	713 Sand	All Upper Case	5/8" Height Subsurface ADA Raised Copy with Braille	CMU

Floor	Room Number/Door Number	Location	Sign Type	Location	Reference Drawing	Mount Type	Message	Message Position	Copy Style	Copy Color	Copy Case	Copy Details	Special Instructions & Notes
1	1-77-S3	STAIR S3	N10B	LL-N10B-02	IDS-01	Tamper Resistant Pin Reject Hexalobular Internal Drive System Torx Screw, Counter Sunk in Face of Sign. Sign must be Reinforced with Interior Grade Silicone. Sign shall be sealed with non-pickable caulk.	STAIR S3	Left Justified	Helvetica Regular	713 Sand	All Upper Case	1.5" Height Subsurface Direct Print	CMU
1	1-77-S3	STAIR S3	N10B	LL-N10B-02	IDS-01	Tamper Resistant Pin Reject Hexalobular Internal Drive System Torx Screw, Counter Sunk in Face of Sign. Sign must be Reinforced with Interior Grade Silicone. Sign shall be sealed with non-pickable caulk.	1 THROUGH MEZZANINE	Center Justified	Helvetica Regular	705 Medium Gray	All Upper Case	1" Height Subsurface Direct Print	CMU
1	1-77-S3	STAIR S3	N10B	LL-N10B-02	IDS-01	Tamper Resistant Pin Reject Hexalobular Internal Drive System Torx Screw, Counter Sunk in Face of Sign. Sign must be Reinforced with Interior Grade Silicone. Sign shall be sealed with non-pickable caulk.	ROOF ACCESS AUTHORIZED PERSONS ONLY	Center Justified	Helvetica Regular	705 Medium Gray	All Upper Case	1" Height Subsurface Direct Print	CMU
1	1-77-S3	STAIR S3	N10B	LL-N10B-02	IDS-01	Tamper Resistant Pin Reject Hexalobular Internal Drive System Torx Screw, Counter Sunk in Face of Sign. Sign must be Reinforced with Interior Grade Silicone. Sign shall be sealed with non-pickable caulk.	NO STANDPIPE	Center Justified	Helvetica Regular	705 Medium Gray	All Upper Case	1" Height Subsurface Direct Print	CMU
1	1-77-S3	STAIR S3	N10B	LL-N10B-02	IDS-01	Tamper Resistant Pin Reject Hexalobular Internal Drive System Torx Screw, Counter Sunk in Face of Sign. Sign must be Reinforced with Interior Grade Silicone. Sign shall be sealed with non-pickable caulk.	LEVEL	Center Justified	Helvetica Regular	705 Medium Gray	All Upper Case	1" Height Subsurface Direct Print	CMU
1	1-77-S3	STAIR S3	N10B	LL-N10B-02	IDS-01	Tamper Resistant Pin Reject Hexalobular Internal Drive System Torx Screw, Counter Sunk in Face of Sign. Sign must be Reinforced with Interior Grade Silicone. Sign shall be sealed with non-pickable caulk.	1	Center Justified	Helvetica Regular	705 Medium Gray	All Upper Case	5" Height Subsurface Direct Print	CMU
1	1-77-S3	STAIR S3	N10B	LL-N10B-02	IDS-01	Tamper Resistant Pin Reject Hexalobular Internal Drive System Torx Screw, Counter Sunk in Face of Sign. Sign must be Reinforced with Interior Grade Silicone. Sign shall be sealed with non-pickable caulk.	EXIT THIS FLOOR	Center Justified	Helvetica Regular	705 Medium Gray	All Upper Case	1" Height Subsurface Direct Print	CMU

Floor	Room Number/Door Number	Location	Sign Type	Location	Reference Drawing	Mount Type	Message	Message Position	Copy Style	Copy Color	Copy Case	Copy Details	Special Instructions & Notes
1	1-77-S3	STAIR S3	N34	LL-N34-02	IDS-01	Tamper Resistant Pin Reject Hexalobular Internal Drive System Torx Screw, Counter Sunk in Face of Sign. Sign must be Reinforced with Interior Grade Silicone. Sign shall be sealed with non-pickable caulk.	STAIR S3	Left Justified	Helvetica Regular	713 Sand	All Upper Case	1.5" Height Subsurface ADA Raised Copy with Braille	CMU
1	1-77-S3	STAIR S3	N34	LL-N34-02	IDS-01	Tamper Resistant Pin Reject Hexalobular Internal Drive System Torx Screw, Counter Sunk in Face of Sign. Sign must be Reinforced with Interior Grade Silicone. Sign shall be sealed with non-pickable caulk.	LEVEL	Center Justified	Helvetica Regular	705 Medium Gray	All Upper Case	1" Height Subsurface ADA Raised Copy with Braille	CMU
1	1-77-S3	STAIR S3	N34	LL-N34-02	IDS-01	Tamper Resistant Pin Reject Hexalobular Internal Drive System Torx Screw, Counter Sunk in Face of Sign. Sign must be Reinforced with Interior Grade Silicone. Sign shall be sealed with non-pickable caulk.	1	Center Justified	Helvetica Regular	705 Medium Gray	All Upper Case	5" Height Subsurface ADA Raised Copy with Braille	CMU
1	1-77-S3	STAIR S3	N07	LL-N07-07	IDS-01	Tamper Resistant Pin Reject Hexalobular Internal Drive System Torx Screw, Counter Sunk in Face of Sign. Sign must be Reinforced with Interior Grade Silicone. Sign shall be sealed with non-pickable caulk.	EVACUATION PLAN	Left Justified	Helvetica Regular	713 Sand	All Upper Case	3/4" Height Subsurface Direct Print	CMU
1	1-77-S3	STAIR S3	N07	LL-N07-07	IDS-01	Tamper Resistant Pin Reject Hexalobular Internal Drive System Torx Screw, Counter Sunk in Face of Sign. Sign must be Reinforced with Interior Grade Silicone. Sign shall be sealed with non-pickable caulk.	N/A	N/A	N/A	N/A	N/A	N/A	8 1/2" X 11" Laser Printed Evacuation Map- Customer to Provide Printing; CMU
1	1-77-06	Storage Room	N04A	LL-N04A-03	IDS-01	Tamper Resistant Pin Reject Hexalobular Internal Drive System Torx Screw, Counter Sunk in Face of Sign. Sign must be Reinforced with Interior Grade Silicone. Sign shall be sealed with non-pickable caulk.	1-77-06	Left Justified	Helvetica Regular	713 Sand	All Upper Case	3/4" Height Subsurface ADA Raised Copy with Braille	CMU
1	1-77-06	Storage Room	N04A	LL-N04A-03	IDS-01	Tamper Resistant Pin Reject Hexalobular Internal Drive System Torx Screw, Counter Sunk in Face of Sign. Sign must be Reinforced with Interior Grade Silicone. Sign shall be sealed with non-pickable caulk.	Storage Room	Center Justified	Helvetica Regular	Black Laser Print Copy	Upper/Lower Case	5/8" Height Laser Print	CMU
1	1-77-06	Storage Room	N04A	LL-N04A-03	IDS-01	Tamper Resistant Pin Reject Hexalobular Internal Drive System Torx Screw, Counter Sunk in Face of Sign. Sign must be Reinforced with Interior Grade Silicone. Sign shall be sealed with non-pickable caulk.	N/A	N/A	N/A	N/A	N/A	N/A	2" x 9" Blank Insert- Customer to Provide Printing; CMU Wall

Floor	Room Number/Door Number	Location	Sign Type	Location	Reference Drawing	Mount Type	Message	Message Position	Copy Style	Copy Color	Copy Case	Copy Details	Special Instructions & Notes
1	1-77-06A	Elevator Machine Room	N02A	LL-N02A-06	IDS-01	Tamper Resistant Pin Reject Hexalobular Internal Drive System Torx Screw, Counter Sunk in Face of Sign. Sign must be Reinforced with Interior Grade Silicone. Sign shall be sealed with non-pickable caulk.	1-77-06A	Left Justified	Helvetica Regular	713 Sand	All Upper Case	3/4" Height Subsurface ADA Raised Copy with Braille	CMU
1	1-77-06A	Elevator Machine Room	N02A	LL-N02A-06	IDS-01	Tamper Resistant Pin Reject Hexalobular Internal Drive System Torx Screw, Counter Sunk in Face of Sign. Sign must be Reinforced with Interior Grade Silicone. Sign shall be sealed with non-pickable caulk.	ELEVATOR MACHINE ROOM	Center Justified	Helvetica Regular	705 Medium Gray	All Upper Case	5/8" Height Subsurface ADA Raised Copy with Braille	CMU
1	1-77-07	Office 1	N05A	LL-N05A-06	IDS-01	Tamper Resistant Pin Reject Hexalobular Internal Drive System Torx Screw, Counter Sunk in Face of Sign. Sign must be Reinforced with Interior Grade Silicone. Sign shall be sealed with non-pickable caulk.	1-77-07	Left Justified	Helvetica Regular	713 Sand	All Upper Case	3/4" Height Subsurface ADA Raised Copy with Braille	GWB on Metal Stud
1	1-77-07	Office 1	N05A	LL-N05A-06	IDS-01	Tamper Resistant Pin Reject Hexalobular Internal Drive System Torx Screw, Counter Sunk in Face of Sign. Sign must be Reinforced with Interior Grade Silicone. Sign shall be sealed with non-pickable caulk.	Office 1	Center Justified	Helvetica Regular	Black Laser Print Copy	Upper/Lower Case	5/8" Height Laser Print	GWB on Metal Stud
1	1-77-20	Data Closet	N02A	LL-N02A-07	IDS-01	Interior Grade VHB Tape Reinforced with Silicone for Mounting on Door. Sign should be produced with screw holes in the event it needs to be relocated.	1-77-20	Left Justified	Helvetica Regular	713 Sand	All Upper Case	3/4" Height Subsurface ADA Raised Copy with Braille	GWB on Metal Stud
1	1-77-20	Data Closet	N02A	LL-N02A-07	IDS-01	Interior Grade VHB Tape Reinforced with Silicone for Mounting on Door. Sign should be produced with screw holes in the event it needs to be relocated.	DATA CLOSET	Center Justified	Helvetica Regular	705 Medium Gray	All Upper Case	5/8" Height Subsurface ADA Raised Copy with Braille	GWB on Metal Stud

Floor	Room Number/Door Number	Location	Sign Type	Location	Reference Drawing	Mount Type	Message	Message Position	Copy Style	Copy Color	Copy Case	Copy Details	Special Instructions & Notes
1	1-77-08	Staff Restroom	N03A	LL-03A-01	IDS-01	Tamper Resistant Pin Reject Hexalobular Internal Drive System Torx Screw, Counter Sunk in Face of Sign. Sign must be Reinforced with Interior Grade Silicone. Sign shall be sealed with non-pickable caulk.	1-77-08	Left Justified	Helvetica Regular	713 Sand	All Upper Case	3/4" Height Subsurface ADA Raised Copy with Braille	GWB on Metal Stud
1	1-77-08	Staff Restroom	N03A	LL-03A-01	IDS-01	Tamper Resistant Pin Reject Hexalobular Internal Drive System Torx Screw, Counter Sunk in Face of Sign. Sign must be Reinforced with Interior Grade Silicone. Sign shall be sealed with non-pickable caulk.	Toilet & Accessible Pictograms	Center Justified	N/A	705 Medium Gray	N/A	Subsurface Vinyl Graphic	Pictogram Size Appropriate for 6"H Section of Sign; GWB on Metal Stud
1	1-77-08	Staff Restroom	N03A	LL-03A-01	IDS-01	Tamper Resistant Pin Reject Hexalobular Internal Drive System Torx Screw, Counter Sunk in Face of Sign. Sign must be Reinforced with Interior Grade Silicone. Sign shall be sealed with non-pickable caulk.	STAFF RESTROOM	Center Justified	Helvetica Regular	713 Sand	All Upper Case	5/8" Height Subsurface ADA Raised Copy with Braille	GWB on Metal Stud
1	1-77-09	Staff Restroom	N03A	LL-03A-02	IDS-01	Tamper Resistant Pin Reject Hexalobular Internal Drive System Torx Screw, Counter Sunk in Face of Sign. Sign must be Reinforced with Interior Grade Silicone. Sign shall be sealed with non-pickable caulk.	1-77-09	Left Justified	Helvetica Regular	713 Sand	All Upper Case	3/4" Height Subsurface ADA Raised Copy with Braille	GWB on Metal Stud
1	1-77-09	Staff Restroom	N03A	LL-03A-02	IDS-01	Tamper Resistant Pin Reject Hexalobular Internal Drive System Torx Screw, Counter Sunk in Face of Sign. Sign must be Reinforced with Interior Grade Silicone. Sign shall be sealed with non-pickable caulk.	Toilet & Accessible Pictograms	Center Justified	N/A	705 Medium Gray	N/A	Subsurface Vinyl Graphic	Pictogram Size Appropriate for 6"H Section of Sign; GWB on Metal Stud
1	1-77-09	Staff Restroom	N03A	LL-03A-02	IDS-01	Tamper Resistant Pin Reject Hexalobular Internal Drive System Torx Screw, Counter Sunk in Face of Sign. Sign must be Reinforced with Interior Grade Silicone. Sign shall be sealed with non-pickable caulk.	STAFF RESTROOM	Center Justified	Helvetica Regular	713 Sand	All Upper Case	5/8" Height Subsurface ADA Raised Copy with Braille	GWB on Metal Stud
1	1-77-10	Group Room 1	N05A	LL-N05A-03	IDS-01	Tamper Resistant Pin Reject Hexalobular Internal Drive System Torx Screw, Counter Sunk in Face of Sign. Sign must be Reinforced with Interior Grade Silicone. Sign shall be sealed with non-pickable caulk.	1-77-10	Left Justified	Helvetica Regular	713 Sand	All Upper Case	3/4" Height Subsurface ADA Raised Copy with Braille	GWB on Metal Stud
1	1-77-10	Group Room 1	N05A	LL-N05A-03	IDS-01	Tamper Resistant Pin Reject Hexalobular Internal Drive System Torx Screw, Counter Sunk in Face of Sign. Sign must be Reinforced with Interior Grade Silicone. Sign shall be sealed with non-pickable caulk.	Group Room 1	Center Justified	Helvetica Regular	Black Laser Print Copy	Upper/Lower Case	5/8" Height Laser Print	GWB on Metal Stud

Floor	Room Number/Door Number	Location	Sign Type	Location	Reference Drawing	Mount Type	Message	Message Position	Copy Style	Copy Color	Copy Case	Copy Details	Special Instructions & Notes
1	1-77-10	Group Room 1	N28	LL-N28-02	IDS-01	Tamper Resistant Pin Reject Hexalobular Internal Drive System Torx Screw, Counter Sunk in Face of Sign. Sign must be Reinforced with Interior Grade Silicone. Sign shall be sealed with non-pickable caulk.	MAXIMUM OCCUPANCY	Left Justified	Helvetica Regular	713 Sand	All Upper Case	3/4" Height Subsurface Direct Print	GWB on Metal Stud
1	1-77-10	Group Room 1	N28	LL-N28-02	IDS-01	Tamper Resistant Pin Reject Hexalobular Internal Drive System Torx Screw, Counter Sunk in Face of Sign. Sign must be Reinforced with Interior Grade Silicone. Sign shall be sealed with non-pickable caulk.	NOT TO EXCEED	Center Justified	Helvetica Regular	705 Medium Gray	All Upper Case	3/4" Height Subsurface Direct Print	GWB on Metal Stud
1	1-77-10	Group Room 1	N28	LL-N28-02	IDS-01	Tamper Resistant Pin Reject Hexalobular Internal Drive System Torx Screw, Counter Sunk in Face of Sign. Sign must be Reinforced with Interior Grade Silicone. Sign shall be sealed with non-pickable caulk.	43	Center Justified	Helvetica Regular	705 Medium Gray	All Upper Case	1" Height Subsurface Direct Print	GWB on Metal Stud
1	1-77-10	Group Room 1	N28	LL-N28-02	IDS-01	Tamper Resistant Pin Reject Hexalobular Internal Drive System Torx Screw, Counter Sunk in Face of Sign. Sign must be Reinforced with Interior Grade Silicone. Sign shall be sealed with non-pickable caulk.	PERSONS	Center Justified	Helvetica Regular	705 Medium Gray	All Upper Case	3/4" Height Subsurface Direct Print	GWB on Metal Stud
1	1-77-11	Group Room 2	N05A	LL-N05A-04	IDS-01	Tamper Resistant Pin Reject Hexalobular Internal Drive System Torx Screw, Counter Sunk in Face of Sign. Sign must be Reinforced with Interior Grade Silicone. Sign shall be sealed with non-pickable caulk.	1-77-11	Left Justified	Helvetica Regular	713 Sand	All Upper Case	3/4" Height Subsurface ADA Raised Copy with Braille	GWB on Metal Stud
1	1-77-11	Group Room 2	N05A	LL-N05A-04	IDS-01	Tamper Resistant Pin Reject Hexalobular Internal Drive System Torx Screw, Counter Sunk in Face of Sign. Sign must be Reinforced with Interior Grade Silicone. Sign shall be sealed with non-pickable caulk.	Group Room 2	Center Justified	Helvetica Regular	Black Laser Print Copy	Upper/Lower Case	5/8" Height Laser Print	GWB on Metal Stud

Floor	Room Number/Door Number	Location	Sign Type	Location	Reference Drawing	Mount Type	Message	Message Position	Copy Style	Copy Color	Copy Case	Copy Details	Special Instructions & Notes
1	1-77-11	Group Room 2	N28	LL-N28-03	IDS-01	Tamper Resistant Pin Reject Hexalobular Internal Drive System Torx Screw, Counter Sunk in Face of Sign. Sign must be Reinforced with Interior Grade Silicone. Sign shall be sealed with non-pickable caulk.	MAXIMUM OCCUPANCY	Left Justified	Helvetica Regular	713 Sand	All Upper Case	3/4" Height Subsurface Direct Print	GWB on Metal Stud
1	1-77-11	Group Room 2	N28	LL-N28-03	IDS-01	Tamper Resistant Pin Reject Hexalobular Internal Drive System Torx Screw, Counter Sunk in Face of Sign. Sign must be Reinforced with Interior Grade Silicone. Sign shall be sealed with non-pickable caulk.	NOT TO EXCEED	Center Justified	Helvetica Regular	705 Medium Gray	All Upper Case	3/4" Height Subsurface Direct Print	GWB on Metal Stud
1	1-77-11	Group Room 2	N28	LL-N28-03	IDS-01	Tamper Resistant Pin Reject Hexalobular Internal Drive System Torx Screw, Counter Sunk in Face of Sign. Sign must be Reinforced with Interior Grade Silicone. Sign shall be sealed with non-pickable caulk.	43	Center Justified	Helvetica Regular	705 Medium Gray	All Upper Case	1" Height Subsurface Direct Print	GWB on Metal Stud
1	1-77-11	Group Room 2	N28	LL-N28-03	IDS-01	Tamper Resistant Pin Reject Hexalobular Internal Drive System Torx Screw, Counter Sunk in Face of Sign. Sign must be Reinforced with Interior Grade Silicone. Sign shall be sealed with non-pickable caulk.	PERSONS	Center Justified	Helvetica Regular	705 Medium Gray	All Upper Case	3/4" Height Subsurface Direct Print	GWB on Metal Stud
1	1-77-12	Racquetball Court	N02A	LL-N02A-08	IDS-01	Tamper Resistant Pin Reject Hexalobular Internal Drive System Torx Screw, Counter Sunk in Face of Sign. Sign must be Reinforced with Interior Grade Silicone. Sign shall be sealed with non-pickable caulk.	1-77-12	Left Justified	Helvetica Regular	713 Sand	All Upper Case	3/4" Height Subsurface ADA Raised Copy with Braille	CMU
1	1-77-12	Racquetball Court	N02A	LL-N02A-08	IDS-01	Tamper Resistant Pin Reject Hexalobular Internal Drive System Torx Screw, Counter Sunk in Face of Sign. Sign must be Reinforced with Interior Grade Silicone. Sign shall be sealed with non-pickable caulk.	RACQUETBALL COURT	Center Justified	Helvetica Regular	705 Medium Gray	All Upper Case	5/8" Height Subsurface ADA Raised Copy with Braille	CMU

Floor	Room Number/Door Number	Location	Sign Type	Location	Reference Drawing	Mount Type	Message	Message Position	Copy Style	Copy Color	Copy Case	Copy Details	Special Instructions & Notes
1	1-77-12	Racquetball Court	N28	LL-N28-04	IDS-01	Tamper Resistant Pin Reject Hexalobular Internal Drive System Torx Screw, Counter Sunk in Face of Sign. Sign must be Reinforced with Interior Grade Silicone. Sign shall be sealed with non-pickable caulk.	MAXIMUM OCCUPANCY	Left Justified	Helvetica Regular	713 Sand	All Upper Case	3/4" Height Subsurface Direct Print	CMU
1	1-77-12	Racquetball Court	N28	LL-N28-04	IDS-01	Tamper Resistant Pin Reject Hexalobular Internal Drive System Torx Screw, Counter Sunk in Face of Sign. Sign must be Reinforced with Interior Grade Silicone. Sign shall be sealed with non-pickable caulk.	NOT TO EXCEED	Center Justified	Helvetica Regular	705 Medium Gray	All Upper Case	3/4" Height Subsurface Direct Print	CMU
1	1-77-12	Racquetball Court	N28	LL-N28-04	IDS-01	Tamper Resistant Pin Reject Hexalobular Internal Drive System Torx Screw, Counter Sunk in Face of Sign. Sign must be Reinforced with Interior Grade Silicone. Sign shall be sealed with non-pickable caulk.	17	Center Justified	Helvetica Regular	705 Medium Gray	All Upper Case	1" Height Subsurface Direct Print	CMU
1	1-77-12	Racquetball Court	N28	LL-N28-04	IDS-01	Tamper Resistant Pin Reject Hexalobular Internal Drive System Torx Screw, Counter Sunk in Face of Sign. Sign must be Reinforced with Interior Grade Silicone. Sign shall be sealed with non-pickable caulk.	PERSONS	Center Justified	Helvetica Regular	705 Medium Gray	All Upper Case	3/4" Height Subsurface Direct Print	CMU
1	1-77-13	Wellness Center	N05A	LL-N05A-05	IDS-01	Tamper Resistant Pin Reject Hexalobular Internal Drive System Torx Screw, Counter Sunk in Face of Sign. Sign must be Reinforced with Interior Grade Silicone. Sign shall be sealed with non-pickable caulk.	1-77-13	Left Justified	Helvetica Regular	713 Sand	All Upper Case	3/4" Height Subsurface ADA Raised Copy with Braille	CMU
1	1-77-13	Wellness Center	N05A	LL-N05A-05	IDS-01	Tamper Resistant Pin Reject Hexalobular Internal Drive System Torx Screw, Counter Sunk in Face of Sign. Sign must be Reinforced with Interior Grade Silicone. Sign shall be sealed with non-pickable caulk.	Wellness Center	Center Justified	Helvetica Regular	Black Laser Print Copy	Upper/Lower Case	5/8" Height Laser Print	CMU




Floor	Room Number/Door Number	Location	Sign Type	Location	Reference Drawing	Mount Type	Message	Message Position	Copy Style	Copy Color	Copy Case	Copy Details	Special Instructions & Notes
1	1-77-13	Wellness Center	N28	LL-N28-05	IDS-01	Tamper Resistant Pin Reject Hexalobular Internal Drive System Torx Screw, Counter Sunk in Face of Sign. Sign must be Reinforced with Interior Grade Silicone. Sign shall be sealed with non-pickable caulk.	MAXIMUM OCCUPANCY	Left Justified	Helvetica Regular	713 Sand	All Upper Case	3/4" Height Subsurface Direct Print	GWB on Metal Stud
1	1-77-13	Wellness Center	N28	LL-N28-05	IDS-01	Tamper Resistant Pin Reject Hexalobular Internal Drive System Torx Screw, Counter Sunk in Face of Sign. Sign must be Reinforced with Interior Grade Silicone. Sign shall be sealed with non-pickable caulk.	NOT TO EXCEED	Center Justified	Helvetica Regular	705 Medium Gray	All Upper Case	3/4" Height Subsurface Direct Print	GWB on Metal Stud
1	1-77-13	Wellness Center	N28	LL-N28-05	IDS-01	Tamper Resistant Pin Reject Hexalobular Internal Drive System Torx Screw, Counter Sunk in Face of Sign. Sign must be Reinforced with Interior Grade Silicone. Sign shall be sealed with non-pickable caulk.	17	Center Justified	Helvetica Regular	705 Medium Gray	All Upper Case	1" Height Subsurface Direct Print	GWB on Metal Stud
1	1-77-13	Wellness Center	N28	LL-N28-05	IDS-01	Tamper Resistant Pin Reject Hexalobular Internal Drive System Torx Screw, Counter Sunk in Face of Sign. Sign must be Reinforced with Interior Grade Silicone. Sign shall be sealed with non-pickable caulk.	PERSONS	Center Justified	Helvetica Regular	705 Medium Gray	All Upper Case	3/4" Height Subsurface Direct Print	GWB on Metal Stud
1	1-77-X1	Corridor 1-77-C2	N37	LL-N37-11	IDS-01	Tamper Resistant Pin Reject Hexalobular Internal Drive System Torx Screw, Counter Sunk in Face of Sign. Sign must be Reinforced with Interior Grade Silicone. Sign shall be sealed with non-pickable caulk.	1-77-X1	Center Justified	Helvetica Regular	713 Sand	All Upper Case	3/4" Height Direct Print	CMU
1	1-77-C2	Corridor	N07	LL-N07-08	IDS-01	Tamper Resistant Pin Reject Hexalobular Internal Drive System Torx Screw, Counter Sunk in Face of Sign. Sign must be Reinforced with Interior Grade Silicone. Sign shall be sealed with non-pickable caulk.	EVACUATION PLAN	Left Justified	Helvetica Regular	713 Sand	All Upper Case	3/4" Height Subsurface Direct Print	CMU
1	1-77-C2	Corridor	N07	LL-N07-08	IDS-01	Tamper Resistant Pin Reject Hexalobular Internal Drive System Torx Screw, Counter Sunk in Face of Sign. Sign must be Reinforced with Interior Grade Silicone. Sign shall be sealed with non-pickable caulk.	N/A	N/A	N/A	N/A	N/A	N/A	8 1/2" X 11" Laser Printed Evacuation Map- Customer to Provide Printing; CMU
1	EXT	Adjacent to Door 1-77-X1	X02	LL-X02-02	IDS-01	Exterior Grade VHB Tape Reinforced with Exterior Grade Silicone	Building 77 Lower Level	Center Justified	Helvetica Regular	705 Medium Gray	Upper/Lower Case	5/8" Height Exterior Grade Subsurface Copy Direct Print	CMU Exterior

Floor	Room Number/Door Number	Location	Sign Type	Location	Reference Drawing	Mount Type	Message	Message Position	Copy Style	Copy Color	Copy Case	Copy Details	Special Instructions & Notes
1	1-77-14	Weight Training	N02A	LL-N02A-09	IDS-01	Tamper Resistant Pin Reject Hexalobular Internal Drive System Torx Screw, Counter Sunk in Face of Sign. Sign must be Reinforced with Interior Grade Silicone. Sign shall be sealed with non-pickable caulk.	1-77-14	Left Justified	Helvetica Regular	713 Sand	All Upper Case	3/4" Height Subsurface ADA Raised Copy with Braille	CMU
1	1-77-14	Weight Training	N02A	LL-N02A-09	IDS-01	Tamper Resistant Pin Reject Hexalobular Internal Drive System Torx Screw, Counter Sunk in Face of Sign. Sign must be Reinforced with Interior Grade Silicone. Sign shall be sealed with non-pickable caulk.	WEIGHT TRAINING	Center Justified	Helvetica Regular	705 Medium Gray	All Upper Case	5/8" Height Subsurface ADA Raised Copy with Braille	CMU
1	1-77-14	Weight Training	N28	LL-N28-06	IDS-01	Tamper Resistant Pin Reject Hexalobular Internal Drive System Torx Screw, Counter Sunk in Face of Sign. Sign must be Reinforced with Interior Grade Silicone. Sign shall be sealed with non-pickable caulk.	MAXIMUM OCCUPANCY	Left Justified	Helvetica Regular	713 Sand	All Upper Case	3/4" Height Subsurface Direct Print	Solid Concrete
1	1-77-14	Weight Training	N28	LL-N28-06	IDS-01	Tamper Resistant Pin Reject Hexalobular Internal Drive System Torx Screw, Counter Sunk in Face of Sign. Sign must be Reinforced with Interior Grade Silicone. Sign shall be sealed with non-pickable caulk.	NOT TO EXCEED	Center Justified	Helvetica Regular	705 Medium Gray	All Upper Case	3/4" Height Subsurface Direct Print	Solid Concrete
1	1-77-14	Weight Training	N28	LL-N28-06	IDS-01	Tamper Resistant Pin Reject Hexalobular Internal Drive System Torx Screw, Counter Sunk in Face of Sign. Sign must be Reinforced with Interior Grade Silicone. Sign shall be sealed with non-pickable caulk.	26	Center Justified	Helvetica Regular	705 Medium Gray	All Upper Case	1" Height Subsurface Direct Print	Solid Concrete
1	1-77-14	Weight Training	N28	LL-N28-06	IDS-01	Tamper Resistant Pin Reject Hexalobular Internal Drive System Torx Screw, Counter Sunk in Face of Sign. Sign must be Reinforced with Interior Grade Silicone. Sign shall be sealed with non-pickable caulk.	PERSONS	Center Justified	Helvetica Regular	705 Medium Gray	All Upper Case	3/4" Height Subsurface Direct Print	Solid Concrete
1	1-77-C2	Corridor	N07	LL-N07-10	IDS-01	Tamper Resistant Pin Reject Hexalobular Internal Drive System Torx Screw, Counter Sunk in Face of Sign. Sign must be Reinforced with Interior Grade Silicone. Sign shall be sealed with non-pickable caulk.	EVACUATION PLAN	Left Justified	Helvetica Regular	713 Sand	All Upper Case	3/4" Height Subsurface Direct Print	CMU

Floor	Room Number/Door Number	Location	Sign Type	Location	Reference Drawing	Mount Type	Message	Message Position	Copy Style	Copy Color	Copy Case	Copy Details	Special Instructions & Notes
1	1-77-C2	Corridor	N07	LL-N07-10	IDS-01	Tamper Resistant Pin Reject Hexalobular Internal Drive System Torx Screw, Counter Sunk in Face of Sign. Sign must be Reinforced with Interior Grade Silicone. Sign shall be sealed with non-pickable caulk.	N/A	N/A	N/A	N/A	N/A	N/A	8 1/2" X 11" Laser Printed Evacuation Map- Customer to Provide Printing; CMU
1	1-77-15	Men's Changing Room	N24B	LL-N24B-01	IDS-01	Tamper Resistant Pin Reject Hexalobular Internal Drive System Torx Screw, Counter Sunk in Face of Sign. Sign must be Reinforced with Interior Grade Silicone. Sign shall be sealed with non-pickable caulk.	1-77-15	Left Justified	Helvetica Regular	713 Sand	All Upper Case	3/4" Height Subsurface ADA Raised Copy with Braille	CMU
1	1-77-15	Men's Changing Room	N24B	LL-N24B-01	IDS-01	Tamper Resistant Pin Reject Hexalobular Internal Drive System Torx Screw, Counter Sunk in Face of Sign. Sign must be Reinforced with Interior Grade Silicone. Sign shall be sealed with non-pickable caulk.	Male Pictogram	Center Justified	N/A	705 Medium Gray	N/A	Direct Print Graphic	Pictogram Size Appropriate for 6"H Section of Sign; CMU
1	1-77-15	Men's Changing Room	N24B	LL-N24B-01	IDS-01	Tamper Resistant Pin Reject Hexalobular Internal Drive System Torx Screw, Counter Sunk in Face of Sign. Sign must be Reinforced with Interior Grade Silicone. Sign shall be sealed with non-pickable caulk.	MEN'S CHANGING ROOM	Center Justified	Helvetica Regular	713 Sand	All Upper Case	5/8" Height Subsurface ADA Raised Copy with Braille	CMU
1	1-77-16	Women's Changing Room	N24A	LL-N24A-01	IDS-01	Tamper Resistant Pin Reject Hexalobular Internal Drive System Torx Screw, Counter Sunk in Face of Sign. Sign must be Reinforced with Interior Grade Silicone. Sign shall be sealed with non-pickable caulk.	1-77-16	Left Justified	Helvetica Regular	713 Sand	All Upper Case	3/4" Height Subsurface ADA Raised Copy with Braille	CMU
1	1-77-16	Women's Changing Room	N24A	LL-N24A-01	IDS-01	Tamper Resistant Pin Reject Hexalobular Internal Drive System Torx Screw, Counter Sunk in Face of Sign. Sign must be Reinforced with Interior Grade Silicone. Sign shall be sealed with non-pickable caulk.	Female Pictogram	Center Justified	N/A	705 Medium Gray	N/A	Direct Print Graphic	Pictogram Size Appropriate for 6"H Section of Sign; CMU
1	1-77-16	Women's Changing Room	N24A	LL-N24A-01	IDS-01	Tamper Resistant Pin Reject Hexalobular Internal Drive System Torx Screw, Counter Sunk in Face of Sign. Sign must be Reinforced with Interior Grade Silicone. Sign shall be sealed with non-pickable caulk.	WOMEN'S CHANGING ROOM	Center Justified	Helvetica Regular	713 Sand	All Upper Case	5/8" Height Subsurface ADA Raised Copy with Braille	CMU
1	1-77-16	Women's Changing Room	N11A	LL-N11A-05	IDS-01	Tamper Resistant Pin Reject Hexalobular Internal Drive System Torx Screw, Counter Sunk in Face of Sign. Sign must be Reinforced with Interior Grade Silicone. Sign shall be sealed with non-pickable caulk.	Plumbing Chase	Center Justified	Helvetica Regular	705 Medium Gray	Upper/Lower Case	5/8" Height Subsurface Direct Print	GWB on Metal Stud

Floor	Room Number/Door Number	Location	Sign Type	Location	Reference Drawing	Mount Type	Message	Message Position	Copy Style	Copy Color	Copy Case	Copy Details	Special Instructions & Notes
1	1-77-P1	Women's Changing Room	N37	LL-N37-12	IDS-01	Tamper Resistant Pin Reject Hexalobular Internal Drive System Torx Screw, Counter Sunk in Face of Sign. Sign must be Reinforced with Interior Grade Silicone. Sign shall be sealed with non-pickable caulk.	1-77-P1	Center Justified	Helvetica Regular	713 Sand	All Upper Case	3/4" Height Direct Print	GWB on Metal Stud
1	1-77-17	Restroom	N03A	LL-03A-03	IDS-01	Tamper Resistant Pin Reject Hexalobular Internal Drive System Torx Screw, Counter Sunk in Face of Sign. Sign must be Reinforced with Interior Grade Silicone. Sign shall be sealed with non-pickable caulk.	1-77-17	Left Justified	Helvetica Regular	713 Sand	All Upper Case	3/4" Height Subsurface ADA Raised Copy with Braille	CMU
1	1-77-17	Restroom	N03A	LL-03A-03	IDS-01	Tamper Resistant Pin Reject Hexalobular Internal Drive System Torx Screw, Counter Sunk in Face of Sign. Sign must be Reinforced with Interior Grade Silicone. Sign shall be sealed with non-pickable caulk.	Toilet & Accessible Pictograms	Center Justified	N/A	705 Medium Gray	N/A	Subsurface Vinyl Graphic	Pictogram Size Appropriate for 6"H Section of Sign; CMU
1	1-77-17	Restroom	N03A	LL-03A-03	IDS-01	Tamper Resistant Pin Reject Hexalobular Internal Drive System Torx Screw, Counter Sunk in Face of Sign. Sign must be Reinforced with Interior Grade Silicone. Sign shall be sealed with non-pickable caulk.	RESTROOM	Center Justified	Helvetica Regular	713 Sand	All Upper Case	5/8" Height Subsurface ADA Raised Copy with Braille	CMU
1	1-77-18	Restroom	N03A	LL-03A-04	IDS-01	Tamper Resistant Pin Reject Hexalobular Internal Drive System Torx Screw, Counter Sunk in Face of Sign. Sign must be Reinforced with Interior Grade Silicone. Sign shall be sealed with non-pickable caulk.	1-77-18	Left Justified	Helvetica Regular	713 Sand	All Upper Case	3/4" Height Subsurface ADA Raised Copy with Braille	CMU
1	1-77-18	Restroom	N03A	LL-03A-04	IDS-01	Tamper Resistant Pin Reject Hexalobular Internal Drive System Torx Screw, Counter Sunk in Face of Sign. Sign must be Reinforced with Interior Grade Silicone. Sign shall be sealed with non-pickable caulk.	Toilet & Accessible Pictograms	Center Justified	N/A	705 Medium Gray	N/A	Subsurface Vinyl Graphic	Pictogram Size Appropriate for 6"H Section of Sign; CMU
1	1-77-18	Restroom	N03A	LL-03A-04	IDS-01	Tamper Resistant Pin Reject Hexalobular Internal Drive System Torx Screw, Counter Sunk in Face of Sign. Sign must be Reinforced with Interior Grade Silicone. Sign shall be sealed with non-pickable caulk.	RESTROOM	Center Justified	Helvetica Regular	713 Sand	All Upper Case	5/8" Height Subsurface ADA Raised Copy with Braille	CMU

Floor	Room Number/Door Number	Location	Sign Type	Location	Reference Drawing	Mount Type	Message	Message Position	Copy Style	Copy Color	Copy Case	Copy Details	Special Instructions & Notes
1	1-77-19	Janitor Closet	N02A	LL-N02A-10	IDS-01	Tamper Resistant Pin Reject Hexalobular Internal Drive System Torx Screw, Counter Sunk in Face of Sign. Sign must be Reinforced with Interior Grade Silicone. Sign shall be sealed with non-pickable caulk.	1-77-19	Left Justified	Helvetica Regular	713 Sand	All Upper Case	3/4" Height Subsurface ADA Raised Copy with Braille	Solid Concrete
1	1-77-19	Janitor Closet	N02A	LL-N02A-10	IDS-01	Tamper Resistant Pin Reject Hexalobular Internal Drive System Torx Screw, Counter Sunk in Face of Sign. Sign must be Reinforced with Interior Grade Silicone. Sign shall be sealed with non-pickable caulk.	JANITOR CLOSET	Center Justified	Helvetica Regular	705 Medium Gray	All Upper Case	5/8" Height Subsurface ADA Raised Copy with Braille	Solid Concrete
1	1-77-C2	Corridor	N12A	LL-N12A-01	IDS-01	Tamper Resistant Pin Reject Hexalobular Internal Drive System Torx Screw, Counter Sunk in Face of Sign. Sign must be Reinforced with Interior Grade Silicone. Sign shall be sealed with non-pickable caulk.	BUILDING 77 FLOOR 1	Left Justified	Helvetica Regular	713 Sand	All Upper Case	1 1/2" Height Subsurface Direct Print	Solid Concrete
1	1-77-C2	Corridor	N12A	LL-N12A-01	IDS-01	Tamper Resistant Pin Reject Hexalobular Internal Drive System Torx Screw, Counter Sunk in Face of Sign. Sign must be Reinforced with Interior Grade Silicone. Sign shall be sealed with non-pickable caulk.	← Changing Rooms	Left Justified	Helvetica Regular	Black Laser Print Copy	Upper/Lower Case	5/8" Height Laser Print	Solid Concrete
1	1-77-C2	Corridor	N12A	LL-N12A-01	IDS-01	Tamper Resistant Pin Reject Hexalobular Internal Drive System Torx Screw, Counter Sunk in Face of Sign. Sign must be Reinforced with Interior Grade Silicone. Sign shall be sealed with non-pickable caulk.	← Program Mall Spaces	Left Justified	Helvetica Regular	Black Laser Print Copy	Upper/Lower Case	5/8" Height Laser Print	Solid Concrete
1	1-77-C2	Corridor	N12A	LL-N12A-01	IDS-01	Tamper Resistant Pin Reject Hexalobular Internal Drive System Torx Screw, Counter Sunk in Face of Sign. Sign must be Reinforced with Interior Grade Silicone. Sign shall be sealed with non-pickable caulk.	← Group Rooms	Left Justified	Helvetica Regular	Black Laser Print Copy	Upper/Lower Case	5/8" Height Laser Print	Solid Concrete
1	1-77-C2	Corridor	N12A	LL-N12A-01	IDS-01	Tamper Resistant Pin Reject Hexalobular Internal Drive System Torx Screw, Counter Sunk in Face of Sign. Sign must be Reinforced with Interior Grade Silicone. Sign shall be sealed with non-pickable caulk.	↑ Clean Utility	Left Justified	Helvetica Regular	Black Laser Print Copy	Upper/Lower Case	5/8" Height Laser Print	Solid Concrete
1	1-77-C2	Corridor	N12A	LL-N12A-01	IDS-01	Tamper Resistant Pin Reject Hexalobular Internal Drive System Torx Screw, Counter Sunk in Face of Sign. Sign must be Reinforced with Interior Grade Silicone. Sign shall be sealed with non-pickable caulk.	↑ Kitchen	Left Justified	Helvetica Regular	Black Laser Print Copy	Upper/Lower Case	5/8" Height Laser Print	Solid Concrete

Floor	Room Number/Door Number	Location	Sign Type	Location	Reference Drawing	Mount Type	Message	Message Position	Copy Style	Copy Color	Copy Case	Copy Details	Special Instructions & Notes
1	1-77-C2	Corridor	N12A	LL-N12A-01	IDS-01	Tamper Resistant Pin Reject Hexalobular Internal Drive System Torx Screw, Counter Sunk in Face of Sign. Sign must be Reinforced with Interior Grade Silicone. Sign shall be sealed with non-pickable caulk.	 Gym	Left Justified	Helvetica Regular	Black Laser Print Copy	Upper/Lower Case	5/8" Height Laser Print	Solid Concrete
1	1-77-C2	Corridor	N08	LL-N08-01	IDS-01	Tamper Resistant Pin Reject Hexalobular Internal Drive System Torx Screw, Counter Sunk in Face of Sign. Sign must be Reinforced with Interior Grade Silicone. Sign shall be sealed with non-pickable caulk.	In Case of Fire Pictogram	Center Justified	N/A	705 Medium Gray	N/A	Subsurface Direct Print Graphic	Pictogram Size Appropriate for 6"H Section of Sign; GWB on Metal Stud
1	1-77-C2	Corridor	N08	LL-N08-01	IDS-01	Tamper Resistant Pin Reject Hexalobular Internal Drive System Torx Screw, Counter Sunk in Face of Sign. Sign must be Reinforced with Interior Grade Silicone. Sign shall be sealed with non-pickable caulk.	IN FIRE EMERGENCY, DO NOT USE ELEVATOR. USE EXIT STAIRS.	Center Justified	Helvetica Regular	713 Sand	All Upper Case	5/8" Height Subsurface ADA Raised Copy with Braille	GWB on Metal Stud
1	1-77-C2	Corridor	N07	LL-N07-11	IDS-01	Tamper Resistant Pin Reject Hexalobular Internal Drive System Torx Screw, Counter Sunk in Face of Sign. Sign must be Reinforced with Interior Grade Silicone. Sign shall be sealed with non-pickable caulk.	EVACUATION PLAN	Left Justified	Helvetica Regular	713 Sand	All Upper Case	3/4" Height Subsurface Direct Print	GWB on Metal Stud
1	1-77-C2	Corridor	N07	LL-N07-11	IDS-01	Tamper Resistant Pin Reject Hexalobular Internal Drive System Torx Screw, Counter Sunk in Face of Sign. Sign must be Reinforced with Interior Grade Silicone. Sign shall be sealed with non-pickable caulk.	N/A	N/A	N/A	N/A	N/A	N/A	8 1/2" X 11" Laser Printed Evacuation Map- Customer to Provide Printing; GWB on Metal Stud
1	1-77-C2	Corridor	N11A	LL-N11A-06	IDS-01	Tamper Resistant Pin Reject Hexalobular Internal Drive System Torx Screw, Counter Sunk in Face of Sign. Sign must be Reinforced with Interior Grade Silicone. Sign shall be sealed with non-pickable caulk.	 Passageway to Building 39	Center Justified	Helvetica Regular	705 Medium Gray	Upper/Lower Case	5/8" Height Subsurface Direct Print	Solid Concrete
1	1-77-C1	Passage	N11A	LL-N11A-07	IDS-01	Tamper Resistant Pin Reject Hexalobular Internal Drive System Torx Screw, Counter Sunk in Face of Sign. Sign must be Reinforced with Interior Grade Silicone. Sign shall be sealed with non-pickable caulk.	Building 77 Floor 1 	Center Justified	Helvetica Regular	705 Medium Gray	Upper/Lower Case	5/8" Height Subsurface Direct Print	Solid Concrete

Floor	Room Number/Door Number	Location	Sign Type	Location	Reference Drawing	Mount Type	Message	Message Position	Copy Style	Copy Color	Copy Case	Copy Details	Special Instructions & Notes
1	1-77-C1	Passage	N07	LL-N07-12	IDS-01	Tamper Resistant Pin Reject Hexalobular Internal Drive System Torx Screw, Counter Sunk in Face of Sign. Sign must be Reinforced with Interior Grade Silicone. Sign shall be sealed with non-pickable caulk.	EVACUATION PLAN	Left Justified	Helvetica Regular	713 Sand	All Upper Case	3/4" Height Subsurface Direct Print	Solid Concrete
1	1-77-C1	Passage	N07	LL-N07-12	IDS-01	Tamper Resistant Pin Reject Hexalobular Internal Drive System Torx Screw, Counter Sunk in Face of Sign. Sign must be Reinforced with Interior Grade Silicone. Sign shall be sealed with non-pickable caulk.	N/A	N/A	N/A	N/A	N/A	N/A	8 1/2" X 11" Laser Printed Evacuation Map- Customer to Provide Printing; Solid Concrete
1	1-77-C1	Passage	N08	LL-N08-02	IDS-01	Tamper Resistant Pin Reject Hexalobular Internal Drive System Torx Screw, Counter Sunk in Face of Sign. Sign must be Reinforced with Interior Grade Silicone. Sign shall be sealed with non-pickable caulk.	In Case of Fire Pictogram	Center Justified	N/A	705 Medium Gray	N/A	Subsurface Direct Print Graphic	Pictogram Size Appropriate for 6"H Section of Sign; CMU
1	1-77-C1	Passage	N08	LL-N08-02	IDS-01	Tamper Resistant Pin Reject Hexalobular Internal Drive System Torx Screw, Counter Sunk in Face of Sign. Sign must be Reinforced with Interior Grade Silicone. Sign shall be sealed with non-pickable caulk.	IN FIRE EMERGENCY, DO NOT USE ELEVATOR. USE EXIT STAIRS.	Center Justified	Helvetica Regular	713 Sand	All Upper Case	5/8" Height Subsurface ADA Raised Copy with Braille	CMU
1	1-77-S1	STAIR S1	N11A	LL-N11A-08	IDS-01	Tamper Resistant Pin Reject Hexalobular Internal Drive System Torx Screw, Counter Sunk in Face of Sign. Sign must be Reinforced with Interior Grade Silicone. Sign shall be sealed with non-pickable caulk.	←	Center Justified	Helvetica Regular	705 Medium Gray	Upper/Lower Case	5/8" Height Subsurface Direct Print	CMU

Floor	Room Number/Door Number	Location	Sign Type	Location	Reference Drawing	Mount Type	Message	Message Position	Copy Style	Copy Color	Copy Case	Copy Details	Special Instructions & Notes
1	1-77-S1	STAIR S1	N10B	LL-N10B-03	IDS-01	Tamper Resistant Pin Reject Hexalobular Internal Drive System Torx Screw, Counter Sunk in Face of Sign. Sign must be Reinforced with Interior Grade Silicone. Sign shall be sealed with non-pickable caulk.	STAIR S1	Left Justified	Helvetica Regular	713 Sand	All Upper Case	1.5" Height Subsurface Direct Print	Solid Concrete
1	1-77-S1	STAIR S1	N10B	LL-N10B-03	IDS-01	Tamper Resistant Pin Reject Hexalobular Internal Drive System Torx Screw, Counter Sunk in Face of Sign. Sign must be Reinforced with Interior Grade Silicone. Sign shall be sealed with non-pickable caulk.	1 THROUGH 2	Center Justified	Helvetica Regular	705 Medium Gray	All Upper Case	1" Height Subsurface Direct Print	Solid Concrete
1	1-77-S1	STAIR S1	N10B	LL-N10B-03	IDS-01	Tamper Resistant Pin Reject Hexalobular Internal Drive System Torx Screw, Counter Sunk in Face of Sign. Sign must be Reinforced with Interior Grade Silicone. Sign shall be sealed with non-pickable caulk.	NO ROOF ACCESS	Center Justified	Helvetica Regular	705 Medium Gray	All Upper Case	1" Height Subsurface Direct Print	Solid Concrete
1	1-77-S1	STAIR S1	N10B	LL-N10B-03	IDS-01	Tamper Resistant Pin Reject Hexalobular Internal Drive System Torx Screw, Counter Sunk in Face of Sign. Sign must be Reinforced with Interior Grade Silicone. Sign shall be sealed with non-pickable caulk.	NO STANDPIPE	Center Justified	Helvetica Regular	705 Medium Gray	All Upper Case	1" Height Subsurface Direct Print	Solid Concrete
1	1-77-S1	STAIR S1	N10B	LL-N10B-03	IDS-01	Tamper Resistant Pin Reject Hexalobular Internal Drive System Torx Screw, Counter Sunk in Face of Sign. Sign must be Reinforced with Interior Grade Silicone. Sign shall be sealed with non-pickable caulk.	LEVEL	Center Justified	Helvetica Regular	705 Medium Gray	All Upper Case	1" Height Subsurface Direct Print	Solid Concrete
1	1-77-S1	STAIR S1	N10B	LL-N10B-03	IDS-01	Tamper Resistant Pin Reject Hexalobular Internal Drive System Torx Screw, Counter Sunk in Face of Sign. Sign must be Reinforced with Interior Grade Silicone. Sign shall be sealed with non-pickable caulk.	1	Center Justified	Helvetica Regular	705 Medium Gray	All Upper Case	5" Height Subsurface Direct Print	Solid Concrete
1	1-77-S1	STAIR S1	N10B	LL-N10B-03	IDS-01	Tamper Resistant Pin Reject Hexalobular Internal Drive System Torx Screw, Counter Sunk in Face of Sign. Sign must be Reinforced with Interior Grade Silicone. Sign shall be sealed with non-pickable caulk.	EXIT THIS FLOOR	Center Justified	Helvetica Regular	705 Medium Gray	All Upper Case	1" Height Subsurface Direct Print	Solid Concrete

Floor	Room Number/Door Number	Location	Sign Type	Location	Reference Drawing	Mount Type	Message	Message Position	Copy Style	Copy Color	Copy Case	Copy Details	Special Instructions & Notes
1	1-77-S1	STAIR S1	N34	LL-N34-03	IDS-01	Tamper Resistant Pin Reject Hexalobular Internal Drive System Torx Screw, Counter Sunk in Face of Sign. Sign must be Reinforced with Interior Grade Silicone. Sign shall be sealed with non-pickable caulk.	STAIR S1	Left Justified	Helvetica Regular	713 Sand	All Upper Case	1.5" Height Subsurface ADA Raised Copy with Braille	Solid Concrete
1	1-77-S1	STAIR S1	N34	LL-N34-03	IDS-01	Tamper Resistant Pin Reject Hexalobular Internal Drive System Torx Screw, Counter Sunk in Face of Sign. Sign must be Reinforced with Interior Grade Silicone. Sign shall be sealed with non-pickable caulk.	LEVEL	Center Justified	Helvetica Regular	705 Medium Gray	All Upper Case	1" Height Subsurface ADA Raised Copy with Braille	Solid Concrete
1	1-77-S1	STAIR S1	N34	LL-N34-03	IDS-01	Tamper Resistant Pin Reject Hexalobular Internal Drive System Torx Screw, Counter Sunk in Face of Sign. Sign must be Reinforced with Interior Grade Silicone. Sign shall be sealed with non-pickable caulk.	1	Center Justified	Helvetica Regular	705 Medium Gray	All Upper Case	5" Height Subsurface ADA Raised Copy with Braille	Solid Concrete

Floor	Room Number/Door Number	Location	Sign Type	Location	Reference Drawing	Mount Type	Message	Message Position	Copy Style	Copy Color	Copy Case	Copy Details	Special Instructions & Notes
2	2-77-S1	STAIR 1	N10B	UL-N10B-01	IDS-02	Tamper Resistant Pin Reject Hexalobular Internal Drive System Torx Screw, Counter Sunk in Face of Sign. Sign must be Reinforced with Interior Grade Silicone. Sign shall be sealed with non-pickable caulk.	STAIR S1	Left Justified	Helvetica Regular	713 Sand	All Upper Case	1.5" Height Subsurface Direct Print	CMU
2	2-77-S1	STAIR 1	N10B	UL-N10B-01	IDS-02	Tamper Resistant Pin Reject Hexalobular Internal Drive System Torx Screw, Counter Sunk in Face of Sign. Sign must be Reinforced with Interior Grade Silicone. Sign shall be sealed with non-pickable caulk.	1 THROUGH 2	Center Justified	Helvetica Regular	705 Medium Gray	All Upper Case	1" Height Subsurface Direct Print	CMU
2	2-77-S1	STAIR 1	N10B	UL-N10B-01	IDS-02	Tamper Resistant Pin Reject Hexalobular Internal Drive System Torx Screw, Counter Sunk in Face of Sign. Sign must be Reinforced with Interior Grade Silicone. Sign shall be sealed with non-pickable caulk.	NO ROOF ACCESS	Center Justified	Helvetica Regular	705 Medium Gray	All Upper Case	1" Height Subsurface Direct Print	CMU
2	2-77-S1	STAIR 1	N10B	UL-N10B-01	IDS-02	Tamper Resistant Pin Reject Hexalobular Internal Drive System Torx Screw, Counter Sunk in Face of Sign. Sign must be Reinforced with Interior Grade Silicone. Sign shall be sealed with non-pickable caulk.	NO STANDPIPE	Center Justified	Helvetica Regular	705 Medium Gray	All Upper Case	1" Height Subsurface Direct Print	CMU
2	2-77-S1	STAIR 1	N10B	UL-N10B-01	IDS-02	Tamper Resistant Pin Reject Hexalobular Internal Drive System Torx Screw, Counter Sunk in Face of Sign. Sign must be Reinforced with Interior Grade Silicone. Sign shall be sealed with non-pickable caulk.	LEVEL	Center Justified	Helvetica Regular	705 Medium Gray	All Upper Case	1" Height Subsurface Direct Print	CMU
2	2-77-S1	STAIR 1	N10B	UL-N10B-01	IDS-02	Tamper Resistant Pin Reject Hexalobular Internal Drive System Torx Screw, Counter Sunk in Face of Sign. Sign must be Reinforced with Interior Grade Silicone. Sign shall be sealed with non-pickable caulk.	2	Center Justified	Helvetica Regular	705 Medium Gray	All Upper Case	5" Height Subsurface Direct Print	CMU
2	2-77-S1	STAIR 1	N10B	UL-N10B-01	IDS-02	Tamper Resistant Pin Reject Hexalobular Internal Drive System Torx Screw, Counter Sunk in Face of Sign. Sign must be Reinforced with Interior Grade Silicone. Sign shall be sealed with non-pickable caulk.	EXIT THIS FLOOR	Center Justified	Helvetica Regular	705 Medium Gray	All Upper Case	1" Height Subsurface Direct Print	CMU

Floor	Room Number/Door Number	Location	Sign Type	Location	Reference Drawing	Mount Type	Message	Message Position	Copy Style	Copy Color	Copy Case	Copy Details	Special Instructions & Notes
2	2-77-S1	STAIR S1	N34	UL-N34-01	IDS-02	Tamper Resistant Pin Reject Hexalobular Internal Drive System Torx Screw, Counter Sunk in Face of Sign. Sign must be Reinforced with Interior Grade Silicone. Sign shall be sealed with non-pickable caulk.	STAIR S1	Left Justified	Helvetica Regular	713 Sand	All Upper Case	1.5" Height Subsurface ADA Raised Copy with Braille	CMU
2	2-77-S1	STAIR S1	N34	UL-N34-01	IDS-02	Tamper Resistant Pin Reject Hexalobular Internal Drive System Torx Screw, Counter Sunk in Face of Sign. Sign must be Reinforced with Interior Grade Silicone. Sign shall be sealed with non-pickable caulk.	LEVEL	Center Justified	Helvetica Regular	705 Medium Gray	All Upper Case	1" Height Subsurface ADA Raised Copy with Braille	CMU
2	2-77-S1	STAIR S1	N34	UL-N34-01	IDS-02	Tamper Resistant Pin Reject Hexalobular Internal Drive System Torx Screw, Counter Sunk in Face of Sign. Sign must be Reinforced with Interior Grade Silicone. Sign shall be sealed with non-pickable caulk.	2	Center Justified	Helvetica Regular	705 Medium Gray	All Upper Case	5" Height Subsurface ADA Raised Copy with Braille	CMU
2	2-77-C1	Passage	N11A	UL-N11A-01	IDS-02	Tamper Resistant Pin Reject Hexalobular Internal Drive System Torx Screw, Counter Sunk in Face of Sign. Sign must be Reinforced with Interior Grade Silicone. Sign shall be sealed with non-pickable caulk.	Building 77 ←	Center Justified	Helvetica Regular	705 Medium Gray	Upper/Lower Case	5/8" Height Subsurface Direct Print	CMU
2	2-77-C1	Passage	N08	UL-N08-01	IDS-02	Tamper Resistant Pin Reject Hexalobular Internal Drive System Torx Screw, Counter Sunk in Face of Sign. Sign must be Reinforced with Interior Grade Silicone. Sign shall be sealed with non-pickable caulk.	In Case of Fire Pictogram	Center Justified	N/A	705 Medium Gray	N/A	Subsurface Direct Print Graphic	Pictogram Size Appropriate for 6"H Section of Sign; CMU
2	2-77-C1	Passage	N08	UL-N08-01	IDS-02	Tamper Resistant Pin Reject Hexalobular Internal Drive System Torx Screw, Counter Sunk in Face of Sign. Sign must be Reinforced with Interior Grade Silicone. Sign shall be sealed with non-pickable caulk.	IN FIRE EMERGENCY, DO NOT USE ELEVATOR. USE EXIT STAIRS.	Center Justified	Helvetica Regular	713 Sand	All Upper Case	5/8" Height Subsurface ADA Raised Copy with Braille	CMU
2	2-77-C1	Passage	N07	UL-N07-01	IDS-02	Tamper Resistant Pin Reject Hexalobular Internal Drive System Torx Screw, Counter Sunk in Face of Sign. Sign must be Reinforced with Interior Grade Silicone. Sign shall be sealed with non-pickable caulk.	EVACUATION PLAN	Left Justified	Helvetica Regular	713 Sand	All Upper Case	3/4" Height Subsurface Direct Print	CMU
2	2-77-C1	Passage	N07	UL-N07-01	IDS-02	Tamper Resistant Pin Reject Hexalobular Internal Drive System Torx Screw, Counter Sunk in Face of Sign. Sign must be Reinforced with Interior Grade Silicone. Sign shall be sealed with non-pickable caulk.	N/A	N/A	N/A	N/A	N/A	N/A	8 1/2" X 11" Laser Printed Evacuation Map- Customer to Provide Printing; CMU

Floor	Room Number/Door Number	Location	Sign Type	Location	Reference Drawing	Mount Type	Message	Message Position	Copy Style	Copy Color	Copy Case	Copy Details	Special Instructions & Notes
2	2-77-X1	Passage	N37	UL-N37-01	IDS-02	Tamper Resistant Pin Reject Hexalobular Internal Drive System Torx Screw, Counter Sunk in Face of Sign. Sign must be Reinforced with Interior Grade Silicone. Sign shall be sealed with non-pickable caulk.	2-77-X1	Center Justified	Helvetica Regular	713 Sand	All Upper Case	3/4" Height Direct Print	CMU
2	2-77-C1	Passage	N11A	UL-N11A-02	IDS-02	Tamper Resistant Pin Reject Hexalobular Internal Drive System Torx Screw, Counter Sunk in Face of Sign. Sign must be Reinforced with Interior Grade Silicone. Sign shall be sealed with non-pickable caulk.	Upper Level Recreation Yards	Center Justified	Helvetica Regular	705 Medium Gray	Upper/Lower Case	5/8" Height Subsurface Direct Print	CMU
2	2-77-X2	Passage	N37	UL-N37-02	IDS-02	Tamper Resistant Pin Reject Hexalobular Internal Drive System Torx Screw, Counter Sunk in Face of Sign. Sign must be Reinforced with Interior Grade Silicone. Sign shall be sealed with non-pickable caulk.	2-77-X2	Center Justified	Helvetica Regular	713 Sand	All Upper Case	3/4" Height Direct Print	CMU
2	2-77-C1	Passage	N11A	UL-N11A-03	IDS-02	Tamper Resistant Pin Reject Hexalobular Internal Drive System Torx Screw, Counter Sunk in Face of Sign. Sign must be Reinforced with Interior Grade Silicone. Sign shall be sealed with non-pickable caulk.	Building 39 ←	Center Justified	Helvetica Regular	705 Medium Gray	Upper/Lower Case	5/8" Height Subsurface Direct Print	CMU
2	2-77-C1	Passage	N11A	UL-N11A-04	IDS-02	Tamper Resistant Pin Reject Hexalobular Internal Drive System Torx Screw, Counter Sunk in Face of Sign. Sign must be Reinforced with Interior Grade Silicone. Sign shall be sealed with non-pickable caulk.	Upper Level Recreation Yards	Center Justified	Helvetica Regular	705 Medium Gray	Upper/Lower Case	5/8" Height Subsurface Direct Print	CMU
2	EXT	Adjacent to Door 2-77-X1	X02	UL-X02-01	IDS-02	Exterior Grade VHB Tape Reinforced with Exterior Grade Silicone	Building 39 & 77 Passageway	Center Justified	Helvetica Regular	705 Medium Gray	Upper/Lower Case	5/8" Height Exterior Grade Subsurface Copy Direct Print	CMU Exterior
2	EXT	Adjacent to Door 2-77-X2	X02	UL-X02-02	IDS-02	Exterior Grade VHB Tape Reinforced with Exterior Grade Silicone	Building 39 & 77 Passageway	Center Justified	Helvetica Regular	705 Medium Gray	Upper/Lower Case	5/8" Height Exterior Grade Subsurface Copy Direct Print	CMU Exterior

Floor	Room Number/Door Number	Location	Sign Type	Location	Reference Drawing	Mount Type	Message	Message Position	Copy Style	Copy Color	Copy Case	Copy Details	Special Instructions & Notes
2	2-77-01	Cognitive Remediation	N05A	UL-N05A-01	IDS-02	Tamper Resistant Pin Reject Hexalobular Internal Drive System Torx Screw, Counter Sunk in Face of Sign. Sign must be Reinforced with Interior Grade Silicone. Sign shall be sealed with non-pickable caulk.	2-77-01	Left Justified	Helvetica Regular	713 Sand	All Upper Case	3/4" Height Subsurface ADA Raised Copy with Braille	GWB on Metal Stud
2	2-77-01	Cognitive Remediation	N05A	UL-N05A-01	IDS-02	Tamper Resistant Pin Reject Hexalobular Internal Drive System Torx Screw, Counter Sunk in Face of Sign. Sign must be Reinforced with Interior Grade Silicone. Sign shall be sealed with non-pickable caulk.	Cognitive Remediation	Center Justified	Helvetica Regular	Black Laser Print Copy	Upper/Lower Case	5/8" Height Laser Print	GWB on Metal Stud
2	2-77-01	Cognitive Remediation	N28	UL-N28-01	IDS-02	Tamper Resistant Pin Reject Hexalobular Internal Drive System Torx Screw, Counter Sunk in Face of Sign. Sign must be Reinforced with Interior Grade Silicone. Sign shall be sealed with non-pickable caulk.	MAXIMUM OCCUPANCY	Left Justified	Helvetica Regular	713 Sand	All Upper Case	3/4" Height Subsurface Direct Print	CMU
2	2-77-01	Cognitive Remediation	N28	UL-N28-01	IDS-02	Tamper Resistant Pin Reject Hexalobular Internal Drive System Torx Screw, Counter Sunk in Face of Sign. Sign must be Reinforced with Interior Grade Silicone. Sign shall be sealed with non-pickable caulk.	NOT TO EXCEED	Center Justified	Helvetica Regular	705 Medium Gray	All Upper Case	3/4" Height Subsurface Direct Print	CMU
2	2-77-01	Cognitive Remediation	N28	UL-N28-01	IDS-02	Tamper Resistant Pin Reject Hexalobular Internal Drive System Torx Screw, Counter Sunk in Face of Sign. Sign must be Reinforced with Interior Grade Silicone. Sign shall be sealed with non-pickable caulk.	19	Center Justified	Helvetica Regular	705 Medium Gray	All Upper Case	1" Height Subsurface Direct Print	CMU
2	2-77-01	Cognitive Remediation	N28	UL-N28-01	IDS-02	Tamper Resistant Pin Reject Hexalobular Internal Drive System Torx Screw, Counter Sunk in Face of Sign. Sign must be Reinforced with Interior Grade Silicone. Sign shall be sealed with non-pickable caulk.	PERSONS	Center Justified	Helvetica Regular	705 Medium Gray	All Upper Case	3/4" Height Subsurface Direct Print	CMU
2	2-77-01A	Data Room	N02A	UL-N02A-01	IDS-02	Tamper Resistant Pin Reject Hexalobular Internal Drive System Torx Screw, Counter Sunk in Face of Sign. Sign must be Reinforced with Interior Grade Silicone. Sign shall be sealed with non-pickable caulk.	2-77-01A	Left Justified	Helvetica Regular	713 Sand	All Upper Case	3/4" Height Subsurface ADA Raised Copy with Braille	CMU
2	2-77-01A	Data Room	N02A	UL-N02A-01	IDS-02	Tamper Resistant Pin Reject Hexalobular Internal Drive System Torx Screw, Counter Sunk in Face of Sign. Sign must be Reinforced with Interior Grade Silicone. Sign shall be sealed with non-pickable caulk.	DATA ROOM	Center Justified	Helvetica Regular	705 Medium Gray	All Upper Case	5/8" Height Subsurface ADA Raised Copy with Braille	CMU

Floor	Room Number/Door Number	Location	Sign Type	Location	Reference Drawing	Mount Type	Message	Message Position	Copy Style	Copy Color	Copy Case	Copy Details	Special Instructions & Notes
2	2-77-01B	Meeting Room 1	N06A	UL-N06A-01	IDS-02	Interior Grade VHB Tape Reinforced with Silicone for Mounting on Glass. Sign should be produced with screw holes in the event it needs to be relocated. Glass Backer Needed. Sign shall be sealed with non-pickable caulk.	2-77-01B	Left Justified	Helvetica Regular	713 Sand	All Upper Case	3/4" Height Subsurface ADA Raised Copy with Braille	Mounted on Glazing with Backer
2	2-77-01B	Meeting Room 1	N06A	UL-N06A-01	IDS-02	Interior Grade VHB Tape Reinforced with Silicone for Mounting on Glass. Sign should be produced with screw holes in the event it needs to be relocated. Glass Backer Needed. Sign shall be sealed with non-pickable caulk.	Meeting Room 1	Center Justified	Helvetica Regular	Black Laser Print Copy	Upper/Lower Case	5/8" Height Laser Print	Mounted on Glazing with Backer
2	2-77-01B	Meeting Room 1	N06A	UL-N06A-01	IDS-02	Interior Grade VHB Tape Reinforced with Silicone for Mounting on Glass. Sign should be produced with screw holes in the event it needs to be relocated. Glass Backer Needed. Sign shall be sealed with non-pickable caulk.	Available/In Use Slider	Center each Side	Helvetica Regular	Black Copy on Red/Green	Upper/Lower Case	1/2" Height Subsurface Direct Print	Mounted on Glazing with Backer
2	2-77-01C	Interview Room	N06A	UL-N06A-02	IDS-02	Interior Grade VHB Tape Reinforced with Silicone for Mounting on Glass. Sign should be produced with screw holes in the event it needs to be relocated. Glass Backer Needed. Sign shall be sealed with non-pickable caulk.	2-77-01C	Left Justified	Helvetica Regular	713 Sand	All Upper Case	3/4" Height Subsurface ADA Raised Copy with Braille	Mounted on Glazing with Backer
2	2-77-01C	Interview Room	N06A	UL-N06A-02	IDS-02	Interior Grade VHB Tape Reinforced with Silicone for Mounting on Glass. Sign should be produced with screw holes in the event it needs to be relocated. Glass Backer Needed. Sign shall be sealed with non-pickable caulk.	Interview Room	Center Justified	Helvetica Regular	Black Laser Print Copy	Upper/Lower Case	5/8" Height Laser Print	Mounted on Glazing with Backer
2	2-77-01C	Interview Room	N06A	UL-N06A-02	IDS-02	Interior Grade VHB Tape Reinforced with Silicone for Mounting on Glass. Sign should be produced with screw holes in the event it needs to be relocated. Glass Backer Needed. Sign shall be sealed with non-pickable caulk.	Available/In Use Slider	Center each Side	Helvetica Regular	Black Copy on Red/Green	Upper/Lower Case	1/2" Height Subsurface Direct Print	Mounted on Glazing with Backer
2	2-77-02	Law Library	N05A	UL-N05A-02	IDS-02	Tamper Resistant Pin Reject Hexalobular Internal Drive System Torx Screw, Counter Sunk in Face of Sign. Sign must be Reinforced with Interior Grade Silicone. Sign shall be sealed with non-pickable caulk.	2-77-02	Left Justified	Helvetica Regular	713 Sand	All Upper Case	3/4" Height Subsurface ADA Raised Copy with Braille	GWB on Metal Stud
2	2-77-02	Law Library	N05A	UL-N05A-02	IDS-02	Tamper Resistant Pin Reject Hexalobular Internal Drive System Torx Screw, Counter Sunk in Face of Sign. Sign must be Reinforced with Interior Grade Silicone. Sign shall be sealed with non-pickable caulk.	Law Library	Center Justified	Helvetica Regular	Black Laser Print Copy	Upper/Lower Case	5/8" Height Laser Print	GWB on Metal Stud

Floor	Room Number/Door Number	Location	Sign Type	Location	Reference Drawing	Mount Type	Message	Message Position	Copy Style	Copy Color	Copy Case	Copy Details	Special Instructions & Notes
2	2-77-02	Law Library	N28	UL-N28-02	IDS-02	Tamper Resistant Pin Reject Hexalobular Internal Drive System Torx Screw, Counter Sunk in Face of Sign. Sign must be Reinforced with Interior Grade Silicone. Sign shall be sealed with non-pickable caulk.	MAXIMUM OCCUPANCY	Left Justified	Helvetica Regular	713 Sand	All Upper Case	3/4" Height Subsurface Direct Print	GWB on Metal Stud
2	2-77-02	Law Library	N28	UL-N28-02	IDS-02	Tamper Resistant Pin Reject Hexalobular Internal Drive System Torx Screw, Counter Sunk in Face of Sign. Sign must be Reinforced with Interior Grade Silicone. Sign shall be sealed with non-pickable caulk.	NOT TO EXCEED	Center Justified	Helvetica Regular	705 Medium Gray	All Upper Case	3/4" Height Subsurface Direct Print	GWB on Metal Stud
2	2-77-02	Law Library	N28	UL-N28-02	IDS-02	Tamper Resistant Pin Reject Hexalobular Internal Drive System Torx Screw, Counter Sunk in Face of Sign. Sign must be Reinforced with Interior Grade Silicone. Sign shall be sealed with non-pickable caulk.	8	Center Justified	Helvetica Regular	705 Medium Gray	All Upper Case	1" Height Subsurface Direct Print	GWB on Metal Stud
2	2-77-02	Law Library	N28	UL-N28-02	IDS-02	Tamper Resistant Pin Reject Hexalobular Internal Drive System Torx Screw, Counter Sunk in Face of Sign. Sign must be Reinforced with Interior Grade Silicone. Sign shall be sealed with non-pickable caulk.	PERSONS	Center Justified	Helvetica Regular	705 Medium Gray	All Upper Case	3/4" Height Subsurface Direct Print	GWB on Metal Stud
2	2-77-03	Shared Office	N05A	UL-N05A-03	IDS-02	Tamper Resistant Pin Reject Hexalobular Internal Drive System Torx Screw, Counter Sunk in Face of Sign. Sign must be Reinforced with Interior Grade Silicone. Sign shall be sealed with non-pickable caulk.	2-77-03	Left Justified	Helvetica Regular	713 Sand	All Upper Case	3/4" Height Subsurface ADA Raised Copy with Braille	GWB on Metal Stud
2	2-77-03	Shared Office	N05A	UL-N05A-03	IDS-02	Tamper Resistant Pin Reject Hexalobular Internal Drive System Torx Screw, Counter Sunk in Face of Sign. Sign must be Reinforced with Interior Grade Silicone. Sign shall be sealed with non-pickable caulk.	Shared Office	Center Justified	Helvetica Regular	Black Laser Print Copy	Upper/Lower Case	5/8" Height Laser Print	GWB on Metal Stud
2	2-77-C2	Corridor	N07	UL-N07-04	IDS-02	Tamper Resistant Pin Reject Hexalobular Internal Drive System Torx Screw, Counter Sunk in Face of Sign. Sign must be Reinforced with Interior Grade Silicone. Sign shall be sealed with non-pickable caulk.	EVACUATION PLAN	Left Justified	Helvetica Regular	713 Sand	All Upper Case	3/4" Height Subsurface Direct Print	GWB on Metal Stud
2	2-77-C2	Corridor	N07	UL-N07-04	IDS-02	Tamper Resistant Pin Reject Hexalobular Internal Drive System Torx Screw, Counter Sunk in Face of Sign. Sign must be Reinforced with Interior Grade Silicone. Sign shall be sealed with non-pickable caulk.	N/A	N/A	N/A	N/A	N/A	N/A	8 1/2" X 11" Laser Printed Evacuation Map- Customer to Provide Printing; GWB on Metal Stud

Floor	Room Number/Door Number	Location	Sign Type	Location	Reference Drawing	Mount Type	Message	Message Position	Copy Style	Copy Color	Copy Case	Copy Details	Special Instructions & Notes
2	2-77-C2	Corridor	N08	UL-N08-02	IDS-02	Tamper Resistant Pin Reject Hexalobular Internal Drive System Torx Screw, Counter Sunk in Face of Sign. Sign must be Reinforced with Interior Grade Silicone. Sign shall be sealed with non-pickable caulk.	In Case of Fire Pictogram	Center Justified	N/A	705 Medium Gray	N/A	Subsurface Direct Print Graphic	Pictogram Size Appropriate for 6"H Section of Sign; GWB on Metal Stud
2	2-77-C2	Corridor	N08	UL-N08-02	IDS-02	Tamper Resistant Pin Reject Hexalobular Internal Drive System Torx Screw, Counter Sunk in Face of Sign. Sign must be Reinforced with Interior Grade Silicone. Sign shall be sealed with non-pickable caulk.	IN FIRE EMERGENCY, DO NOT USE ELEVATOR. USE EXIT STAIRS.	Center Justified	Helvetica Regular	713 Sand	All Upper Case	5/8" Height Subsurface ADA Raised Copy with Braille	GWB on Metal Stud
2	2-77-04	Staff Restroom	N03B	UL-N03B-01	IDS-02	Tamper Resistant Pin Reject Hexalobular Internal Drive System Torx Screw, Counter Sunk in Face of Sign. Sign must be Reinforced with Interior Grade Silicone. Sign shall be sealed with non-pickable caulk.	2-77-04	Left Justified	Helvetica Regular	713 Sand	All Upper Case	3/4" Height Subsurface ADA Raised Copy with Braille	CMU
2	2-77-04	Staff Restroom	N03B	UL-N03B-01	IDS-02	Tamper Resistant Pin Reject Hexalobular Internal Drive System Torx Screw, Counter Sunk in Face of Sign. Sign must be Reinforced with Interior Grade Silicone. Sign shall be sealed with non-pickable caulk.	Toilet Pictogram	Center Justified	N/A	705 Medium Gray	N/A	Subsurface Vinyl Graphic	Pictogram Size Appropriate for 6"H Section of Sign; CMU
2	2-77-04	Staff Restroom	N03B	UL-N03B-01	IDS-02	Tamper Resistant Pin Reject Hexalobular Internal Drive System Torx Screw, Counter Sunk in Face of Sign. Sign must be Reinforced with Interior Grade Silicone. Sign shall be sealed with non-pickable caulk.	STAFF RESTROOM	Center Justified	Helvetica Regular	713 Sand	All Upper Case	5/8" Height Subsurface ADA Raised Copy with Braille	CMU
2	2-77-05	Staff Restroom	N03B	UL-N03B-02	IDS-02	Tamper Resistant Pin Reject Hexalobular Internal Drive System Torx Screw, Counter Sunk in Face of Sign. Sign must be Reinforced with Interior Grade Silicone. Sign shall be sealed with non-pickable caulk.	2-77-05	Left Justified	Helvetica Regular	713 Sand	All Upper Case	3/4" Height Subsurface ADA Raised Copy with Braille	CMU
2	2-77-05	Staff Restroom	N03B	UL-N03B-02	IDS-02	Tamper Resistant Pin Reject Hexalobular Internal Drive System Torx Screw, Counter Sunk in Face of Sign. Sign must be Reinforced with Interior Grade Silicone. Sign shall be sealed with non-pickable caulk.	Toilet Pictogram	Center Justified	N/A	705 Medium Gray	N/A	Subsurface Vinyl Graphic	Pictogram Size Appropriate for 6"H Section of Sign; CMU
2	2-77-05	Staff Restroom	N03B	UL-N03B-02	IDS-02	Tamper Resistant Pin Reject Hexalobular Internal Drive System Torx Screw, Counter Sunk in Face of Sign. Sign must be Reinforced with Interior Grade Silicone. Sign shall be sealed with non-pickable caulk.	STAFF RESTROOM	Center Justified	Helvetica Regular	713 Sand	All Upper Case	5/8" Height Subsurface ADA Raised Copy with Braille	CMU

Floor	Room Number/Door Number	Location	Sign Type	Location	Reference Drawing	Mount Type	Message	Message Position	Copy Style	Copy Color	Copy Case	Copy Details	Special Instructions & Notes
2	2-77-06	Group Room 3	N05A	UL-N05A-04	IDS-02	Tamper Resistant Pin Reject Hexalobular Internal Drive System Torx Screw, Counter Sunk in Face of Sign. Sign must be Reinforced with Interior Grade Silicone. Sign shall be sealed with non-pickable caulk.	2-77-06	Left Justified	Helvetica Regular	713 Sand	All Upper Case	3/4" Height Subsurface ADA Raised Copy with Braille	GWB on Metal Stud
2	2-77-06	Group Room 3	N05A	UL-N05A-04	IDS-02	Tamper Resistant Pin Reject Hexalobular Internal Drive System Torx Screw, Counter Sunk in Face of Sign. Sign must be Reinforced with Interior Grade Silicone. Sign shall be sealed with non-pickable caulk.	Group Room 3	Center Justified	Helvetica Regular	Black Laser Print Copy	Upper/Lower Case	5/8" Height Laser Print	GWB on Metal Stud
2	2-77-06	Group Room 3	N28	UL-N28-03	IDS-02	Tamper Resistant Pin Reject Hexalobular Internal Drive System Torx Screw, Counter Sunk in Face of Sign. Sign must be Reinforced with Interior Grade Silicone. Sign shall be sealed with non-pickable caulk.	MAXIMUM OCCUPANCY	Left Justified	Helvetica Regular	713 Sand	All Upper Case	3/4" Height Subsurface Direct Print	GWB on Metal Stud
2	2-77-06	Group Room 3	N28	UL-N28-03	IDS-02	Tamper Resistant Pin Reject Hexalobular Internal Drive System Torx Screw, Counter Sunk in Face of Sign. Sign must be Reinforced with Interior Grade Silicone. Sign shall be sealed with non-pickable caulk.	NOT TO EXCEED	Center Justified	Helvetica Regular	705 Medium Gray	All Upper Case	3/4" Height Subsurface Direct Print	GWB on Metal Stud
2	2-77-06	Group Room 3	N28	UL-N28-03	IDS-02	Tamper Resistant Pin Reject Hexalobular Internal Drive System Torx Screw, Counter Sunk in Face of Sign. Sign must be Reinforced with Interior Grade Silicone. Sign shall be sealed with non-pickable caulk.	29	Center Justified	Helvetica Regular	705 Medium Gray	All Upper Case	1" Height Subsurface Direct Print	GWB on Metal Stud
2	2-77-06	Group Room 3	N28	UL-N28-03	IDS-02	Tamper Resistant Pin Reject Hexalobular Internal Drive System Torx Screw, Counter Sunk in Face of Sign. Sign must be Reinforced with Interior Grade Silicone. Sign shall be sealed with non-pickable caulk.	PERSONS	Center Justified	Helvetica Regular	705 Medium Gray	All Upper Case	3/4" Height Subsurface Direct Print	GWB on Metal Stud

Floor	Room Number/Door Number	Location	Sign Type	Location	Reference Drawing	Mount Type	Message	Message Position	Copy Style	Copy Color	Copy Case	Copy Details	Special Instructions & Notes
2	2-77-06A	Storage Room	N04A	UL-N04A-01	IDS-02	Tamper Resistant Pin Reject Hexalobular Internal Drive System Torx Screw, Counter Sunk in Face of Sign. Sign must be Reinforced with Interior Grade Silicone. Sign shall be sealed with non-pickable caulk.	2-77-06A	Left Justified	Helvetica Regular	713 Sand	All Upper Case	3/4" Height Subsurface ADA Raised Copy with Braille	GWB on Metal Stud
2	2-77-06A	Storage Room	N04A	UL-N04A-01	IDS-02	Tamper Resistant Pin Reject Hexalobular Internal Drive System Torx Screw, Counter Sunk in Face of Sign. Sign must be Reinforced with Interior Grade Silicone. Sign shall be sealed with non-pickable caulk.	Storage Room	Center Justified	Helvetica Regular	Black Laser Print Copy	Upper/Lower Case	5/8" Height Laser Print	GWB on Metal Stud
2	2-77-06A	Storage Room	N04A	UL-N04A-01	IDS-02	Tamper Resistant Pin Reject Hexalobular Internal Drive System Torx Screw, Counter Sunk in Face of Sign. Sign must be Reinforced with Interior Grade Silicone. Sign shall be sealed with non-pickable caulk.	N/A	N/A	N/A	N/A	N/A	N/A	2" x 9" Blank Insert - Customer to Provide Printing; GWB on Metal Stud
2	2-77-C3	Corridor	N07	UL-N07-07	IDS-02	Tamper Resistant Pin Reject Hexalobular Internal Drive System Torx Screw, Counter Sunk in Face of Sign. Sign must be Reinforced with Interior Grade Silicone. Sign shall be sealed with non-pickable caulk.	EVACUATION PLAN	Left Justified	Helvetica Regular	713 Sand	All Upper Case	3/4" Height Subsurface Direct Print	GWB on Metal Stud
2	2-77-C3	Corridor	N07	UL-N07-07	IDS-02	Tamper Resistant Pin Reject Hexalobular Internal Drive System Torx Screw, Counter Sunk in Face of Sign. Sign must be Reinforced with Interior Grade Silicone. Sign shall be sealed with non-pickable caulk.	N/A	N/A	N/A	N/A	N/A	N/A	8 1/2" X 11" Laser Printed Evacuation Map- Customer to Provide Printing; GWB on Metal Stud
2	2-77-07	Group Room 4	N05A	UL-N05A-05	IDS-02	Tamper Resistant Pin Reject Hexalobular Internal Drive System Torx Screw, Counter Sunk in Face of Sign. Sign must be Reinforced with Interior Grade Silicone. Sign shall be sealed with non-pickable caulk.	2-77-07	Left Justified	Helvetica Regular	713 Sand	All Upper Case	3/4" Height Subsurface ADA Raised Copy with Braille	GWB on Metal Stud
2	2-77-07	Group Room 4	N05A	UL-N05A-05	IDS-02	Tamper Resistant Pin Reject Hexalobular Internal Drive System Torx Screw, Counter Sunk in Face of Sign. Sign must be Reinforced with Interior Grade Silicone. Sign shall be sealed with non-pickable caulk.	Group Room 4	Center Justified	Helvetica Regular	Black Laser Print Copy	Upper/Lower Case	5/8" Height Laser Print	GWB on Metal Stud

Floor	Room Number/Door Number	Location	Sign Type	Location	Reference Drawing	Mount Type	Message	Message Position	Copy Style	Copy Color	Copy Case	Copy Details	Special Instructions & Notes
2	2-77-07	Group Room 4	N28	UL-N28-04	IDS-02	Tamper Resistant Pin Reject Hexalobular Internal Drive System Torx Screw, Counter Sunk in Face of Sign. Sign must be Reinforced with Interior Grade Silicone. Sign shall be sealed with non-pickable caulk.	MAXIMUM OCCUPANCY	Left Justified	Helvetica Regular	713 Sand	All Upper Case	3/4" Height Subsurface Direct Print	GWB on Metal Stud
2	2-77-07	Group Room 4	N28	UL-N28-04	IDS-02	Tamper Resistant Pin Reject Hexalobular Internal Drive System Torx Screw, Counter Sunk in Face of Sign. Sign must be Reinforced with Interior Grade Silicone. Sign shall be sealed with non-pickable caulk.	NOT TO EXCEED	Center Justified	Helvetica Regular	705 Medium Gray	All Upper Case	3/4" Height Subsurface Direct Print	GWB on Metal Stud
2	2-77-07	Group Room 4	N28	UL-N28-04	IDS-02	Tamper Resistant Pin Reject Hexalobular Internal Drive System Torx Screw, Counter Sunk in Face of Sign. Sign must be Reinforced with Interior Grade Silicone. Sign shall be sealed with non-pickable caulk.	34	Center Justified	Helvetica Regular	705 Medium Gray	All Upper Case	1" Height Subsurface Direct Print	GWB on Metal Stud
2	2-77-07	Group Room 4	N28	UL-N28-04	IDS-02	Tamper Resistant Pin Reject Hexalobular Internal Drive System Torx Screw, Counter Sunk in Face of Sign. Sign must be Reinforced with Interior Grade Silicone. Sign shall be sealed with non-pickable caulk.	PERSONS	Center Justified	Helvetica Regular	705 Medium Gray	All Upper Case	3/4" Height Subsurface Direct Print	GWB on Metal Stud
2	2-77-08	Work Room	N05A	UL-N05A-06	IDS-02	Tamper Resistant Pin Reject Hexalobular Internal Drive System Torx Screw, Counter Sunk in Face of Sign. Sign must be Reinforced with Interior Grade Silicone. Sign shall be sealed with non-pickable caulk.	2-77-08	Left Justified	Helvetica Regular	713 Sand	All Upper Case	3/4" Height Subsurface ADA Raised Copy with Braille	GWB on Metal Stud
2	2-77-08	Work Room	N05A	UL-N05A-06	IDS-02	Tamper Resistant Pin Reject Hexalobular Internal Drive System Torx Screw, Counter Sunk in Face of Sign. Sign must be Reinforced with Interior Grade Silicone. Sign shall be sealed with non-pickable caulk.	Work Room	Center Justified	Helvetica Regular	Black Laser Print Copy	Upper/Lower Case	5/8" Height Laser Print	GWB on Metal Stud

Floor	Room Number/Door Number	Location	Sign Type	Location	Reference Drawing	Mount Type	Message	Message Position	Copy Style	Copy Color	Copy Case	Copy Details	Special Instructions & Notes
2	2-77-08	Work Room	N28	UL-N28-05	IDS-02	Tamper Resistant Pin Reject Hexalobular Internal Drive System Torx Screw, Counter Sunk in Face of Sign. Sign must be Reinforced with Interior Grade Silicone. Sign shall be sealed with non-pickable caulk.	MAXIMUM OCCUPANCY	Left Justified	Helvetica Regular	713 Sand	All Upper Case	3/4" Height Subsurface Direct Print	GWB on Metal Stud
2	2-77-08	Work Room	N28	UL-N28-05	IDS-02	Tamper Resistant Pin Reject Hexalobular Internal Drive System Torx Screw, Counter Sunk in Face of Sign. Sign must be Reinforced with Interior Grade Silicone. Sign shall be sealed with non-pickable caulk.	NOT TO EXCEED	Center Justified	Helvetica Regular	705 Medium Gray	All Upper Case	3/4" Height Subsurface Direct Print	GWB on Metal Stud
2	2-77-08	Work Room	N28	UL-N28-05	IDS-02	Tamper Resistant Pin Reject Hexalobular Internal Drive System Torx Screw, Counter Sunk in Face of Sign. Sign must be Reinforced with Interior Grade Silicone. Sign shall be sealed with non-pickable caulk.	6	Center Justified	Helvetica Regular	705 Medium Gray	All Upper Case	1" Height Subsurface Direct Print	GWB on Metal Stud
2	2-77-08	Work Room	N28	UL-N28-05	IDS-02	Tamper Resistant Pin Reject Hexalobular Internal Drive System Torx Screw, Counter Sunk in Face of Sign. Sign must be Reinforced with Interior Grade Silicone. Sign shall be sealed with non-pickable caulk.	PERSONS	Center Justified	Helvetica Regular	705 Medium Gray	All Upper Case	3/4" Height Subsurface Direct Print	GWB on Metal Stud
2	2-77-09	Storage Room	N04A	UL-N04A-02	IDS-02	Tamper Resistant Pin Reject Hexalobular Internal Drive System Torx Screw, Counter Sunk in Face of Sign. Sign must be Reinforced with Interior Grade Silicone. Sign shall be sealed with non-pickable caulk.	2-77-09	Left Justified	Helvetica Regular	713 Sand	All Upper Case	3/4" Height Subsurface ADA Raised Copy with Braille	GWB on Metal Stud
2	2-77-09	Storage Room	N04A	UL-N04A-02	IDS-02	Tamper Resistant Pin Reject Hexalobular Internal Drive System Torx Screw, Counter Sunk in Face of Sign. Sign must be Reinforced with Interior Grade Silicone. Sign shall be sealed with non-pickable caulk.	Storage Room	Center Justified	Helvetica Regular	Black Laser Print Copy	Upper/Lower Case	5/8" Height Laser Print	GWB on Metal Stud
2	2-77-09	Storage Room	N04A	UL-N04A-02	IDS-02	Tamper Resistant Pin Reject Hexalobular Internal Drive System Torx Screw, Counter Sunk in Face of Sign. Sign must be Reinforced with Interior Grade Silicone. Sign shall be sealed with non-pickable caulk.	N/A	N/A	N/A	N/A	N/A	N/A	2" x 9" Blank Insert - Customer to Provide Printing; GWB on Metal Stud

Floor	Room Number/Door Number	Location	Sign Type	Location	Reference Drawing	Mount Type	Message	Message Position	Copy Style	Copy Color	Copy Case	Copy Details	Special Instructions & Notes
2	2-77-10	Office 2	N04A	UL-N04A-03	IDS-02	Tamper Resistant Pin Reject Hexalobular Internal Drive System Torx Screw, Counter Sunk in Face of Sign. Sign must be Reinforced with Interior Grade Silicone. Sign shall be sealed with non-pickable caulk.	2-77-10	Left Justified	Helvetica Regular	713 Sand	All Upper Case	3/4" Height Subsurface ADA Raised Copy with Braille	GWB on Metal Stud
2	2-77-10	Office 2	N04A	UL-N04A-03	IDS-02	Tamper Resistant Pin Reject Hexalobular Internal Drive System Torx Screw, Counter Sunk in Face of Sign. Sign must be Reinforced with Interior Grade Silicone. Sign shall be sealed with non-pickable caulk.	Office 2	Center Justified	Helvetica Regular	Black Laser Print Copy	Upper/Lower Case	5/8" Height Laser Print	GWB on Metal Stud
2	2-77-10	Office 2	N04A	UL-N04A-03	IDS-02	Tamper Resistant Pin Reject Hexalobular Internal Drive System Torx Screw, Counter Sunk in Face of Sign. Sign must be Reinforced with Interior Grade Silicone. Sign shall be sealed with non-pickable caulk.	N/A	N/A	N/A	N/A	N/A	N/A	2" x 9" Blank Insert - Customer to Provide Printing; GWB on Metal Stud
2	2-77-11	Office 3	N04A	UL-N04A-04	IDS-02	Tamper Resistant Pin Reject Hexalobular Internal Drive System Torx Screw, Counter Sunk in Face of Sign. Sign must be Reinforced with Interior Grade Silicone. Sign shall be sealed with non-pickable caulk.	2-77-11	Left Justified	Helvetica Regular	713 Sand	All Upper Case	3/4" Height Subsurface ADA Raised Copy with Braille	GWB on Metal Stud
2	2-77-11	Office 3	N04A	UL-N04A-04	IDS-02	Tamper Resistant Pin Reject Hexalobular Internal Drive System Torx Screw, Counter Sunk in Face of Sign. Sign must be Reinforced with Interior Grade Silicone. Sign shall be sealed with non-pickable caulk.	Office 3	Center Justified	Helvetica Regular	Black Laser Print Copy	Upper/Lower Case	5/8" Height Laser Print	GWB on Metal Stud
2	2-77-11	Office 3	N04A	UL-N04A-04	IDS-02	Tamper Resistant Pin Reject Hexalobular Internal Drive System Torx Screw, Counter Sunk in Face of Sign. Sign must be Reinforced with Interior Grade Silicone. Sign shall be sealed with non-pickable caulk.	N/A	N/A	N/A	N/A	N/A	N/A	2" x 9" Blank Insert - Customer to Provide Printing; GWB on Metal Stud
2	2-77-C3	Corridor	N07	UL-N07-09	IDS-02	Tamper Resistant Pin Reject Hexalobular Internal Drive System Torx Screw, Counter Sunk in Face of Sign. Sign must be Reinforced with Interior Grade Silicone. Sign shall be sealed with non-pickable caulk.	EVACUATION PLAN	Left Justified	Helvetica Regular	713 Sand	All Upper Case	3/4" Height Subsurface Direct Print	GWB on Metal Stud

Floor	Room Number/Door Number	Location	Sign Type	Location	Reference Drawing	Mount Type	Message	Message Position	Copy Style	Copy Color	Copy Case	Copy Details	Special Instructions & Notes
2	2-77-C3	Corridor	N07	UL-N07-09	IDS-02	Tamper Resistant Pin Reject Hexalobular Internal Drive System Torx Screw, Counter Sunk in Face of Sign. Sign must be Reinforced with Interior Grade Silicone. Sign shall be sealed with non-pickable caulk.	N/A	N/A	N/A	N/A	N/A	N/A	8 1/2" X 11" Laser Printed Evacuation Map- Customer to Provide Printing; GWB on Metal Stud
2	2-77-C3	Corridor	N07	UL-N07-08	IDS-02	Tamper Resistant Pin Reject Hexalobular Internal Drive System Torx Screw, Counter Sunk in Face of Sign. Sign must be Reinforced with Interior Grade Silicone. Sign shall be sealed with non-pickable caulk.	EVACUATION PLAN	Left Justified	Helvetica Regular	713 Sand	All Upper Case	3/4" Height Subsurface Direct Print	CMU
2	2-77-C3	Corridor	N07	UL-N07-08	IDS-02	Tamper Resistant Pin Reject Hexalobular Internal Drive System Torx Screw, Counter Sunk in Face of Sign. Sign must be Reinforced with Interior Grade Silicone. Sign shall be sealed with non-pickable caulk.	N/A	N/A	N/A	N/A	N/A	N/A	8 1/2" X 11" Laser Printed Evacuation Map- Customer to Provide Printing; CMU
2	2-77-V1	Vestibule	N37	UL-N37-03	IDS-02	Tamper Resistant Pin Reject Hexalobular Internal Drive System Torx Screw, Counter Sunk in Face of Sign. Sign must be Reinforced with Interior Grade Silicone. Sign shall be sealed with non-pickable caulk.	2-77-V1	Center Justified	Helvetica Regular	713 Sand	All Upper Case	3/4" Height Direct Print	CMU
2	2-77-X3	Vestibule	N37	UL-N37-04	IDS-02	Tamper Resistant Pin Reject Hexalobular Internal Drive System Torx Screw, Counter Sunk in Face of Sign. Sign must be Reinforced with Interior Grade Silicone. Sign shall be sealed with non-pickable caulk.	2-77-X3	Center Justified	Helvetica Regular	713 Sand	All Upper Case	3/4" Height Direct Print	CMU
2	2-77-V1	Adjacent to Door 2-77-X3	X02	UL-X02-03	IDS-02	Exterior Grade VHB Tape Reinforced with Exterior Grade Silicone	Building 77 Upper Level	Center Justified	Helvetica Regular	705 Medium Gray	Upper/Lower Case	5/8" Height Exterior Grade Subsurface Copy Direct Print	CMU Exterior
2	2-77-12	Classroom	N05A	UL-N05A-07	IDS-02	Tamper Resistant Pin Reject Hexalobular Internal Drive System Torx Screw, Counter Sunk in Face of Sign. Sign must be Reinforced with Interior Grade Silicone. Sign shall be sealed with non-pickable caulk.	2-77-12	Left Justified	Helvetica Regular	713 Sand	All Upper Case	3/4" Height Subsurface ADA Raised Copy with Braille	GWB on Metal Stud
2	2-77-12	Classroom	N05A	UL-N05A-07	IDS-02	Tamper Resistant Pin Reject Hexalobular Internal Drive System Torx Screw, Counter Sunk in Face of Sign. Sign must be Reinforced with Interior Grade Silicone. Sign shall be sealed with non-pickable caulk.	Classroom	Center Justified	Helvetica Regular	Black Laser Print Copy	Upper/Lower Case	5/8" Height Laser Print	GWB on Metal Stud

Floor	Room Number/Door Number	Location	Sign Type	Location	Reference Drawing	Mount Type	Message	Message Position	Copy Style	Copy Color	Copy Case	Copy Details	Special Instructions & Notes
2	2-77-12	Classroom	N28	UL-N28-06	IDS-02	Tamper Resistant Pin Reject Hexalobular Internal Drive System Torx Screw, Counter Sunk in Face of Sign. Sign must be Reinforced with Interior Grade Silicone. Sign shall be sealed with non-pickable caulk.	MAXIMUM OCCUPANCY	Left Justified	Helvetica Regular	713 Sand	All Upper Case	3/4" Height Subsurface Direct Print	GWB on Metal Stud
2	2-77-12	Classroom	N28	UL-N28-06	IDS-02	Tamper Resistant Pin Reject Hexalobular Internal Drive System Torx Screw, Counter Sunk in Face of Sign. Sign must be Reinforced with Interior Grade Silicone. Sign shall be sealed with non-pickable caulk.	NOT TO EXCEED	Center Justified	Helvetica Regular	705 Medium Gray	All Upper Case	3/4" Height Subsurface Direct Print	GWB on Metal Stud
2	2-77-12	Classroom	N28	UL-N28-06	IDS-02	Tamper Resistant Pin Reject Hexalobular Internal Drive System Torx Screw, Counter Sunk in Face of Sign. Sign must be Reinforced with Interior Grade Silicone. Sign shall be sealed with non-pickable caulk.	22	Center Justified	Helvetica Regular	705 Medium Gray	All Upper Case	1" Height Subsurface Direct Print	GWB on Metal Stud
2	2-77-12	Classroom	N28	UL-N28-06	IDS-02	Tamper Resistant Pin Reject Hexalobular Internal Drive System Torx Screw, Counter Sunk in Face of Sign. Sign must be Reinforced with Interior Grade Silicone. Sign shall be sealed with non-pickable caulk.	PERSONS	Center Justified	Helvetica Regular	705 Medium Gray	All Upper Case	3/4" Height Subsurface Direct Print	GWB on Metal Stud
2	2-77-12A	Storage Room	N04A	UL-N04A-05	IDS-02	Tamper Resistant Pin Reject Hexalobular Internal Drive System Torx Screw, Counter Sunk in Face of Sign. Sign must be Reinforced with Interior Grade Silicone. Sign shall be sealed with non-pickable caulk.	2-77-12A	Left Justified	Helvetica Regular	713 Sand	All Upper Case	3/4" Height Subsurface ADA Raised Copy with Braille	GWB on Metal Stud
2	2-77-12A	Storage Room	N04A	UL-N04A-05	IDS-02	Tamper Resistant Pin Reject Hexalobular Internal Drive System Torx Screw, Counter Sunk in Face of Sign. Sign must be Reinforced with Interior Grade Silicone. Sign shall be sealed with non-pickable caulk.	Storage Room	Center Justified	Helvetica Regular	Black Laser Print Copy	Upper/Lower Case	5/8" Height Laser Print	GWB on Metal Stud
2	2-77-12A	Storage Room	N04A	UL-N04A-05	IDS-02	Tamper Resistant Pin Reject Hexalobular Internal Drive System Torx Screw, Counter Sunk in Face of Sign. Sign must be Reinforced with Interior Grade Silicone. Sign shall be sealed with non-pickable caulk.	N/A	N/A	N/A	N/A	N/A	N/A	2" x 9" Blank Insert - Customer to Provide Printing; GWB on Metal Stud

Floor	Room Number/Door Number	Location	Sign Type	Location	Reference Drawing	Mount Type	Message	Message Position	Copy Style	Copy Color	Copy Case	Copy Details	Special Instructions & Notes
2	2-77-C3	Corridor	N07	UL-N07-06	IDS-02	Tamper Resistant Pin Reject Hexalobular Internal Drive System Torx Screw, Counter Sunk in Face of Sign. Sign must be Reinforced with Interior Grade Silicone. Sign shall be sealed with non-pickable caulk.	EVACUATION PLAN	Left Justified	Helvetica Regular	713 Sand	All Upper Case	3/4" Height Subsurface Direct Print	GWB on Metal Stud
2	2-77-C3	Corridor	N07	UL-N07-06	IDS-02	Tamper Resistant Pin Reject Hexalobular Internal Drive System Torx Screw, Counter Sunk in Face of Sign. Sign must be Reinforced with Interior Grade Silicone. Sign shall be sealed with non-pickable caulk.	N/A	N/A	N/A	N/A	N/A	N/A	8 1/2" X 11" Laser Printed Evacuation Map- Customer to Provide Printing; GWB on Metal Stud
2	2-77-C3	Corridor	N12A	UL-N12A-01	IDS-02	Tamper Resistant Pin Reject Hexalobular Internal Drive System Torx Screw, Counter Sunk in Face of Sign. Sign must be Reinforced with Interior Grade Silicone. Sign shall be sealed with non-pickable caulk.	BUILDING 77 FLOOR 2	Left Justified	Helvetica Regular	713 Sand	All Upper Case	1 1/2" Height Subsurface Direct Print	GWB on Metal Stud
2	2-77-C3	Corridor	N12A	UL-N12A-01	IDS-02	Tamper Resistant Pin Reject Hexalobular Internal Drive System Torx Screw, Counter Sunk in Face of Sign. Sign must be Reinforced with Interior Grade Silicone. Sign shall be sealed with non-pickable caulk.	→ Offices	Left Justified	Helvetica Regular	Black Laser Print Copy	Upper/Lower Case	5/8" Height Laser Print	GWB on Metal Stud
2	2-77-C3	Corridor	N12A	UL-N12A-01	IDS-02	Tamper Resistant Pin Reject Hexalobular Internal Drive System Torx Screw, Counter Sunk in Face of Sign. Sign must be Reinforced with Interior Grade Silicone. Sign shall be sealed with non-pickable caulk.	← Group Rooms	Left Justified	Helvetica Regular	Black Laser Print Copy	Upper/Lower Case	5/8" Height Laser Print	GWB on Metal Stud
2	2-77-C3	Corridor	N12A	UL-N12A-01	IDS-02	Tamper Resistant Pin Reject Hexalobular Internal Drive System Torx Screw, Counter Sunk in Face of Sign. Sign must be Reinforced with Interior Grade Silicone. Sign shall be sealed with non-pickable caulk.	← Meeting Rooms	Left Justified	Helvetica Regular	Black Laser Print Copy	Upper/Lower Case	5/8" Height Laser Print	GWB on Metal Stud
2	2-77-C3	Corridor	N12A	UL-N12A-01	IDS-02	Tamper Resistant Pin Reject Hexalobular Internal Drive System Torx Screw, Counter Sunk in Face of Sign. Sign must be Reinforced with Interior Grade Silicone. Sign shall be sealed with non-pickable caulk.	← Interview Room	Left Justified	Helvetica Regular	Black Laser Print Copy	Upper/Lower Case	5/8" Height Laser Print	GWB on Metal Stud
2	2-77-C3	Corridor	N12A	UL-N12A-01	IDS-02	Tamper Resistant Pin Reject Hexalobular Internal Drive System Torx Screw, Counter Sunk in Face of Sign. Sign must be Reinforced with Interior Grade Silicone. Sign shall be sealed with non-pickable caulk.	← Law Library	Left Justified	Helvetica Regular	Black Laser Print Copy	Upper/Lower Case	5/8" Height Laser Print	GWB on Metal Stud

Floor	Room Number/Door Number	Location	Sign Type	Location	Reference Drawing	Mount Type	Message	Message Position	Copy Style	Copy Color	Copy Case	Copy Details	Special Instructions & Notes
2	2-77-C3	Corridor	N12A	UL-N12A-01	IDS-02	Tamper Resistant Pin Reject Hexalobular Internal Drive System Torx Screw, Counter Sunk in Face of Sign. Sign must be Reinforced with Interior Grade Silicone. Sign shall be sealed with non-pickable caulk.	← Cognitive Remediation	Left Justified	Helvetica Regular	Black Laser Print Copy	Upper/Lower Case	5/8" Height Laser Print	GWB on Metal Stud
2	2-77-13	Utility Room	N02A	UL-N02A-02	IDS-02	Tamper Resistant Pin Reject Hexalobular Internal Drive System Torx Screw, Counter Sunk in Face of Sign. Sign must be Reinforced with Interior Grade Silicone. Sign shall be sealed with non-pickable caulk.	2-77-13	Left Justified	Helvetica Regular	713 Sand	All Upper Case	3/4" Height Subsurface ADA Raised Copy with Braille	CMU
2	2-77-13	Utility Room	N02A	UL-N02A-02	IDS-02	Tamper Resistant Pin Reject Hexalobular Internal Drive System Torx Screw, Counter Sunk in Face of Sign. Sign must be Reinforced with Interior Grade Silicone. Sign shall be sealed with non-pickable caulk.	UTILITY ROOM	Center Justified	Helvetica Regular	705 Medium Gray	All Upper Case	5/8" Height Subsurface ADA Raised Copy with Braille	CMU
2	2-77-14	Side Room	N05A	UL-N05A-08	IDS-02	Tamper Resistant Pin Reject Hexalobular Internal Drive System Torx Screw, Counter Sunk in Face of Sign. Sign must be Reinforced with Interior Grade Silicone. Sign shall be sealed with non-pickable caulk.	2-77-14	Left Justified	Helvetica Regular	713 Sand	All Upper Case	3/4" Height Subsurface ADA Raised Copy with Braille	CMU
2	2-77-14	Side Room	N05A	UL-N05A-08	IDS-02	Tamper Resistant Pin Reject Hexalobular Internal Drive System Torx Screw, Counter Sunk in Face of Sign. Sign must be Reinforced with Interior Grade Silicone. Sign shall be sealed with non-pickable caulk.	Side Room	Center Justified	Helvetica Regular	Black Laser Print Copy	Upper/Lower Case	5/8" Height Laser Print	CMU
2	2-77-15	Meeting Room 2	N06A	UL-N06A-03	IDS-02	Tamper Resistant Pin Reject Hexalobular Internal Drive System Torx Screw, Counter Sunk in Face of Sign. Sign must be Reinforced with Interior Grade Silicone. Sign shall be sealed with non-pickable caulk.	2-77-15	Left Justified	Helvetica Regular	713 Sand	All Upper Case	3/4" Height Subsurface ADA Raised Copy with Braille	CMU
2	2-77-15	Meeting Room 2	N06A	UL-N06A-03	IDS-02	Tamper Resistant Pin Reject Hexalobular Internal Drive System Torx Screw, Counter Sunk in Face of Sign. Sign must be Reinforced with Interior Grade Silicone. Sign shall be sealed with non-pickable caulk.	Meeting Room 2	Center Justified	Helvetica Regular	Black Laser Print Copy	Upper/Lower Case	5/8" Height Laser Print	CMU
2	2-77-15	Meeting Room 2	N06A	UL-N06A-03	IDS-02	Tamper Resistant Pin Reject Hexalobular Internal Drive System Torx Screw, Counter Sunk in Face of Sign. Sign must be Reinforced with Interior Grade Silicone. Sign shall be sealed with non-pickable caulk.	Available/In Use Slider	Center each Side	Helvetica Regular	Black Copy on Red/Green	Upper/Lower Case	1/2" Height Subsurface Direct Print	CMU

Floor	Room Number/Door Number	Location	Sign Type	Location	Reference Drawing	Mount Type	Message	Message Position	Copy Style	Copy Color	Copy Case	Copy Details	Special Instructions & Notes
2	2-77-C1	Corridor	N37	UL-N37-05	IDS-02	Tamper Resistant Pin Reject Hexalobular Internal Drive System Torx Screw, Counter Sunk in Face of Sign. Sign must be Reinforced with Interior Grade Silicone. Sign shall be sealed with non-pickable caulk.	2-77-C1	Center Justified	Helvetica Regular	713 Sand	All Upper Case	3/4" Height Direct Print	CMU
2	2-77-C1	Corridor	N37	UL-N37-10	IDS-02	Tamper Resistant Pin Reject Hexalobular Internal Drive System Torx Screw, Counter Sunk in Face of Sign. Sign must be Reinforced with Interior Grade Silicone. Sign shall be sealed with non-pickable caulk.	2-77-C1	Center Justified	Helvetica Regular	713 Sand	All Upper Case	3/4" Height Direct Print	CMU
2	2-77-16	Storage Room	N04A	UL-N04A-06	IDS-02	Tamper Resistant Pin Reject Hexalobular Internal Drive System Torx Screw, Counter Sunk in Face of Sign. Sign must be Reinforced with Interior Grade Silicone. Sign shall be sealed with non-pickable caulk.	2-77-16	Left Justified	Helvetica Regular	713 Sand	All Upper Case	3/4" Height Subsurface ADA Raised Copy with Braille	CMU
2	2-77-16	Storage Room	N04A	UL-N04A-06	IDS-02	Tamper Resistant Pin Reject Hexalobular Internal Drive System Torx Screw, Counter Sunk in Face of Sign. Sign must be Reinforced with Interior Grade Silicone. Sign shall be sealed with non-pickable caulk.	Storage Room	Center Justified	Helvetica Regular	Black Laser Print Copy	Upper/Lower Case	5/8" Height Laser Print	CMU
2	2-77-16	Storage Room	N04A	UL-N04A-06	IDS-02	Tamper Resistant Pin Reject Hexalobular Internal Drive System Torx Screw, Counter Sunk in Face of Sign. Sign must be Reinforced with Interior Grade Silicone. Sign shall be sealed with non-pickable caulk.	N/A	N/A	N/A	N/A	N/A	N/A	2" x 9" Blank Insert - Customer to Provide Printing; CMU
2	2-77-17	Restroom	N03A	UL-N03A-01	IDS-02	Tamper Resistant Pin Reject Hexalobular Internal Drive System Torx Screw, Counter Sunk in Face of Sign. Sign must be Reinforced with Interior Grade Silicone. Sign shall be sealed with non-pickable caulk.	2-77-17	Left Justified	Helvetica Regular	713 Sand	All Upper Case	3/4" Height Subsurface ADA Raised Copy with Braille	CMU
2	2-77-17	Restroom	N03A	UL-N03A-01	IDS-02	Tamper Resistant Pin Reject Hexalobular Internal Drive System Torx Screw, Counter Sunk in Face of Sign. Sign must be Reinforced with Interior Grade Silicone. Sign shall be sealed with non-pickable caulk.	Toilet & Accessible Pictograms	Center Justified	N/A	705 Medium Gray	N/A	Subsurface Vinyl Graphic	Pictogram Size Appropriate for 6"H Section of Sign; CMU
2	2-77-17	Restroom	N03A	UL-N03A-01	IDS-02	Tamper Resistant Pin Reject Hexalobular Internal Drive System Torx Screw, Counter Sunk in Face of Sign. Sign must be Reinforced with Interior Grade Silicone. Sign shall be sealed with non-pickable caulk.	RESTROOM	Center Justified	Helvetica Regular	713 Sand	All Upper Case	5/8" Height Subsurface ADA Raised Copy with Braille	CMU

Floor	Room Number/Door Number	Location	Sign Type	Location	Reference Drawing	Mount Type	Message	Message Position	Copy Style	Copy Color	Copy Case	Copy Details	Special Instructions & Notes
2	2-77-C2	Corridor	N12A	UL-N12A-02	IDS-02	Tamper Resistant Pin Reject Hexalobular Internal Drive System Torx Screw, Counter Sunk in Face of Sign. Sign must be Reinforced with Interior Grade Silicone. Sign shall be sealed with non-pickable caulk.	BUILDING 77 FLOOR 2	Left Justified	Helvetica Regular	713 Sand	All Upper Case	1 1/2" Height Subsurface Direct Print	CMU
2	2-77-C2	Corridor	N12A	UL-N12A-02	IDS-02	Tamper Resistant Pin Reject Hexalobular Internal Drive System Torx Screw, Counter Sunk in Face of Sign. Sign must be Reinforced with Interior Grade Silicone. Sign shall be sealed with non-pickable caulk.	← Group Rooms	Left Justified	Helvetica Regular	Black Laser Print Copy	Upper/Lower Case	5/8" Height Laser Print	CMU
2	2-77-C2	Corridor	N12A	UL-N12A-02	IDS-02	Tamper Resistant Pin Reject Hexalobular Internal Drive System Torx Screw, Counter Sunk in Face of Sign. Sign must be Reinforced with Interior Grade Silicone. Sign shall be sealed with non-pickable caulk.	← Meeting Room 2	Left Justified	Helvetica Regular	Black Laser Print Copy	Upper/Lower Case	5/8" Height Laser Print	CMU
2	2-77-C2	Corridor	N12A	UL-N12A-02	IDS-02	Tamper Resistant Pin Reject Hexalobular Internal Drive System Torx Screw, Counter Sunk in Face of Sign. Sign must be Reinforced with Interior Grade Silicone. Sign shall be sealed with non-pickable caulk.	← Offices	Left Justified	Helvetica Regular	Black Laser Print Copy	Upper/Lower Case	5/8" Height Laser Print	CMU
2	2-77-C2	Corridor	N12A	UL-N12A-02	IDS-02	Tamper Resistant Pin Reject Hexalobular Internal Drive System Torx Screw, Counter Sunk in Face of Sign. Sign must be Reinforced with Interior Grade Silicone. Sign shall be sealed with non-pickable caulk.	→ Interview Room & Meeting Room 1	Left Justified	Helvetica Regular	Black Laser Print Copy	Upper/Lower Case	5/8" Height Laser Print	CMU
2	2-77-C2	Corridor	N12A	UL-N12A-02	IDS-02	Tamper Resistant Pin Reject Hexalobular Internal Drive System Torx Screw, Counter Sunk in Face of Sign. Sign must be Reinforced with Interior Grade Silicone. Sign shall be sealed with non-pickable caulk.	→ Law Library	Left Justified	Helvetica Regular	Black Laser Print Copy	Upper/Lower Case	5/8" Height Laser Print	CMU
2	2-77-C2	Corridor	N12A	UL-N12A-02	IDS-02	Tamper Resistant Pin Reject Hexalobular Internal Drive System Torx Screw, Counter Sunk in Face of Sign. Sign must be Reinforced with Interior Grade Silicone. Sign shall be sealed with non-pickable caulk.	→ Cognitive Remediation	Left Justified	Helvetica Regular	Black Laser Print Copy	Upper/Lower Case	5/8" Height Laser Print	CMU

Floor	Room Number/Door Number	Location	Sign Type	Location	Reference Drawing	Mount Type	Message	Message Position	Copy Style	Copy Color	Copy Case	Copy Details	Special Instructions & Notes
2	2-77-18	Restroom	N03A	UL-N03A-02	IDS-02	Tamper Resistant Pin Reject Hexalobular Internal Drive System Torx Screw, Counter Sunk in Face of Sign. Sign must be Reinforced with Interior Grade Silicone. Sign shall be sealed with non-pickable caulk.	2-77-18	Left Justified	Helvetica Regular	713 Sand	All Upper Case	3/4" Height Subsurface ADA Raised Copy with Braille	CMU
2	2-77-18	Restroom	N03A	UL-N03A-02	IDS-02	Tamper Resistant Pin Reject Hexalobular Internal Drive System Torx Screw, Counter Sunk in Face of Sign. Sign must be Reinforced with Interior Grade Silicone. Sign shall be sealed with non-pickable caulk.	Toilet & Accessible Pictograms	Center Justified	N/A	705 Medium Gray	N/A	Subsurface Vinyl Graphic	Pictogram Size Appropriate for 6"H Section of Sign; CMU
2	2-77-18	Restroom	N03A	UL-N03A-02	IDS-02	Tamper Resistant Pin Reject Hexalobular Internal Drive System Torx Screw, Counter Sunk in Face of Sign. Sign must be Reinforced with Interior Grade Silicone. Sign shall be sealed with non-pickable caulk.	RESTROOM	Center Justified	Helvetica Regular	713 Sand	All Upper Case	5/8" Height Subsurface ADA Raised Copy with Braille	CMU
2	2-77-19	Janitor Closet	N02A	UL-N02A-03	IDS-02	Tamper Resistant Pin Reject Hexalobular Internal Drive System Torx Screw, Counter Sunk in Face of Sign. Sign must be Reinforced with Interior Grade Silicone. Sign shall be sealed with non-pickable caulk.	2-77-19	Left Justified	Helvetica Regular	713 Sand	All Upper Case	3/4" Height Subsurface ADA Raised Copy with Braille	CMU
2	2-77-19	Janitor Closet	N02A	UL-N02A-03	IDS-02	Tamper Resistant Pin Reject Hexalobular Internal Drive System Torx Screw, Counter Sunk in Face of Sign. Sign must be Reinforced with Interior Grade Silicone. Sign shall be sealed with non-pickable caulk.	JANITOR CLOSET	Center Justified	Helvetica Regular	705 Medium Gray	All Upper Case	5/8" Height Subsurface ADA Raised Copy with Braille	CMU
2	2-77-S2	STAIR S2	N09	UL-N09-01	IDS-02	Tamper Resistant Pin Reject Hexalobular Internal Drive System Torx Screw, Counter Sunk in Face of Sign. Sign must be Reinforced with Interior Grade Silicone. Sign shall be sealed with non-pickable caulk.	2-77-S2	Left Justified	Helvetica Regular	713 Sand	All Upper Case	3/4" Height Subsurface ADA Raised Copy with Braille	CMU
2	2-77-S2	STAIR S2	N09	UL-N09-01	IDS-02	Tamper Resistant Pin Reject Hexalobular Internal Drive System Torx Screw, Counter Sunk in Face of Sign. Sign must be Reinforced with Interior Grade Silicone. Sign shall be sealed with non-pickable caulk.	Man on Stair Pictogram	Center Justified	N/A	705 Medium Gray	N/A	Subsurface ADA Raised Graphic	Pictogram Size Appropriate for 6"H Section of Sign; CMU
2	2-77-S2	STAIR S2	N09	UL-N09-01	IDS-02	Tamper Resistant Pin Reject Hexalobular Internal Drive System Torx Screw, Counter Sunk in Face of Sign. Sign must be Reinforced with Interior Grade Silicone. Sign shall be sealed with non-pickable caulk.	STAIR S2	Center Justified	Helvetica Regular	713 Sand	All Upper Case	5/8" Height Subsurface ADA Raised Copy with Braille	CMU

Floor	Room Number/Door Number	Location	Sign Type	Location	Reference Drawing	Mount Type	Message	Message Position	Copy Style	Copy Color	Copy Case	Copy Details	Special Instructions & Notes
2	2-77-S2	STAIR S2	N37	UL-N37-06	IDS-02	Tamper Resistant Pin Reject Hexalobular Internal Drive System Torx Screw, Counter Sunk in Face of Sign. Sign must be Reinforced with Interior Grade Silicone. Sign shall be sealed with non-pickable caulk.	2-77-S2	Center Justified	Helvetica Regular	713 Sand	All Upper Case	3/4" Height Direct Print	CMU
2	2-77-S2	STAIR S2	N10B	UL-N10B-02	IDS-02	Tamper Resistant Pin Reject Hexalobular Internal Drive System Torx Screw, Counter Sunk in Face of Sign. Sign must be Reinforced with Interior Grade Silicone. Sign shall be sealed with non-pickable caulk.	STAIR S2	Left Justified	Helvetica Regular	713 Sand	All Upper Case	1.5" Height Subsurface Direct Print	CMU
2	2-77-S2	STAIR S2	N10B	UL-N10B-02	IDS-02	Tamper Resistant Pin Reject Hexalobular Internal Drive System Torx Screw, Counter Sunk in Face of Sign. Sign must be Reinforced with Interior Grade Silicone. Sign shall be sealed with non-pickable caulk.	1 THROUGH 2	Center Justified	Helvetica Regular	705 Medium Gray	All Upper Case	1" Height Subsurface Direct Print	CMU
2	2-77-S2	STAIR S2	N10B	UL-N10B-02	IDS-02	Tamper Resistant Pin Reject Hexalobular Internal Drive System Torx Screw, Counter Sunk in Face of Sign. Sign must be Reinforced with Interior Grade Silicone. Sign shall be sealed with non-pickable caulk.	NO ROOF ACCESS	Center Justified	Helvetica Regular	705 Medium Gray	All Upper Case	1" Height Subsurface Direct Print	CMU
2	2-77-S2	STAIR S2	N10B	UL-N10B-02	IDS-02	Tamper Resistant Pin Reject Hexalobular Internal Drive System Torx Screw, Counter Sunk in Face of Sign. Sign must be Reinforced with Interior Grade Silicone. Sign shall be sealed with non-pickable caulk.	NO STANDPIPE	Center Justified	Helvetica Regular	705 Medium Gray	All Upper Case	1" Height Subsurface Direct Print	CMU
2	2-77-S2	STAIR S2	N10B	UL-N10B-02	IDS-02	Tamper Resistant Pin Reject Hexalobular Internal Drive System Torx Screw, Counter Sunk in Face of Sign. Sign must be Reinforced with Interior Grade Silicone. Sign shall be sealed with non-pickable caulk.	LEVEL	Center Justified	Helvetica Regular	705 Medium Gray	All Upper Case	1" Height Subsurface Direct Print	CMU
2	2-77-S2	STAIR S2	N10B	UL-N10B-02	IDS-02	Tamper Resistant Pin Reject Hexalobular Internal Drive System Torx Screw, Counter Sunk in Face of Sign. Sign must be Reinforced with Interior Grade Silicone. Sign shall be sealed with non-pickable caulk.	2	Center Justified	Helvetica Regular	705 Medium Gray	All Upper Case	5" Height Subsurface Direct Print	CMU
2	2-77-S2	STAIR S2	N10B	UL-N10B-02	IDS-02	Tamper Resistant Pin Reject Hexalobular Internal Drive System Torx Screw, Counter Sunk in Face of Sign. Sign must be Reinforced with Interior Grade Silicone. Sign shall be sealed with non-pickable caulk.	EXIT THIS FLOOR	Center Justified	Helvetica Regular	705 Medium Gray	All Upper Case	1" Height Subsurface Direct Print	CMU

Floor	Room Number/Door Number	Location	Sign Type	Location	Reference Drawing	Mount Type	Message	Message Position	Copy Style	Copy Color	Copy Case	Copy Details	Special Instructions & Notes
2	2-77-S2	STAIR S2	N34	UL-N34-02	IDS-02	Tamper Resistant Pin Reject Hexalobular Internal Drive System Torx Screw, Counter Sunk in Face of Sign. Sign must be Reinforced with Interior Grade Silicone. Sign shall be sealed with non-pickable caulk.	STAIR S2	Left Justified	Helvetica Regular	713 Sand	All Upper Case	1.5" Height Subsurface ADA Raised Copy with Braille	CMU
2	2-77-S2	STAIR S2	N34	UL-N34-02	IDS-02	Tamper Resistant Pin Reject Hexalobular Internal Drive System Torx Screw, Counter Sunk in Face of Sign. Sign must be Reinforced with Interior Grade Silicone. Sign shall be sealed with non-pickable caulk.	LEVEL	Center Justified	Helvetica Regular	705 Medium Gray	All Upper Case	1" Height Subsurface ADA Raised Copy with Braille	CMU
2	2-77-S2	STAIR S2	N34	UL-N34-02	IDS-02	Tamper Resistant Pin Reject Hexalobular Internal Drive System Torx Screw, Counter Sunk in Face of Sign. Sign must be Reinforced with Interior Grade Silicone. Sign shall be sealed with non-pickable caulk.	2	Center Justified	Helvetica Regular	705 Medium Gray	All Upper Case	5" Height Subsurface ADA Raised Copy with Braille	CMU
2	2-77-S2	Stair S2	N07	UL-N07-02	IDS-02	Tamper Resistant Pin Reject Hexalobular Internal Drive System Torx Screw, Counter Sunk in Face of Sign. Sign must be Reinforced with Interior Grade Silicone. Sign shall be sealed with non-pickable caulk.	EVACUATION PLAN	Left Justified	Helvetica Regular	713 Sand	All Upper Case	3/4" Height Subsurface Direct Print	CMU
2	2-77-S2	Stair S2	N07	UL-N07-02	IDS-02	Tamper Resistant Pin Reject Hexalobular Internal Drive System Torx Screw, Counter Sunk in Face of Sign. Sign must be Reinforced with Interior Grade Silicone. Sign shall be sealed with non-pickable caulk.	N/A	N/A	N/A	N/A	N/A	N/A	8 1/2" X 11" Laser Printed Evacuation Map- Customer to Provide Printing; CMU
2	2-77-C2	Corridor	N07	UL-N07-03	IDS-02	Tamper Resistant Pin Reject Hexalobular Internal Drive System Torx Screw, Counter Sunk in Face of Sign. Sign must be Reinforced with Interior Grade Silicone. Sign shall be sealed with non-pickable caulk.	EVACUATION PLAN	Left Justified	Helvetica Regular	713 Sand	All Upper Case	3/4" Height Subsurface Direct Print	CMU
2	2-77-C2	Corridor	N07	UL-N07-03	IDS-02	Tamper Resistant Pin Reject Hexalobular Internal Drive System Torx Screw, Counter Sunk in Face of Sign. Sign must be Reinforced with Interior Grade Silicone. Sign shall be sealed with non-pickable caulk.	N/A	N/A	N/A	N/A	N/A	N/A	8 1/2" X 11" Laser Printed Evacuation Map- Customer to Provide Printing; CMU
2	2-77-V2	Vestibule	N37	UL-N37-07	IDS-02	Tamper Resistant Pin Reject Hexalobular Internal Drive System Torx Screw, Counter Sunk in Face of Sign. Sign must be Reinforced with Interior Grade Silicone. Sign shall be sealed with non-pickable caulk.	2-77-V2	Center Justified	Helvetica Regular	713 Sand	All Upper Case	3/4" Height Direct Print	CMU

Floor	Room Number/Door Number	Location	Sign Type	Location	Reference Drawing	Mount Type	Message	Message Position	Copy Style	Copy Color	Copy Case	Copy Details	Special Instructions & Notes
2	2-77-X5	Vestibule	N37	UL-N37-08	IDS-02	Tamper Resistant Pin Reject Hexalobular Internal Drive System Torx Screw, Counter Sunk in Face of Sign. Sign must be Reinforced with Interior Grade Silicone. Sign shall be sealed with non-pickable caulk.	2-77-X5	Center Justified	Helvetica Regular	713 Sand	All Upper Case	3/4" Height Direct Print	CMU
2	2-77-X4	Vestibule	N37	UL-N37-09	IDS-02	Tamper Resistant Pin Reject Hexalobular Internal Drive System Torx Screw, Counter Sunk in Face of Sign. Sign must be Reinforced with Interior Grade Silicone. Sign shall be sealed with non-pickable caulk.	2-77-X4	Center Justified	Helvetica Regular	713 Sand	All Upper Case	3/4" Height Direct Print	CMU
2	2-77-S2	STAIR S2	N09	UL-N09-02	IDS-02	Tamper Resistant Pin Reject Hexalobular Internal Drive System Torx Screw, Counter Sunk in Face of Sign. Sign must be Reinforced with Interior Grade Silicone. Sign shall be sealed with non-pickable caulk.	2-77-S2	Left Justified	Helvetica Regular	713 Sand	All Upper Case	3/4" Height Subsurface ADA Raised Copy with Braille	CMU
2	2-77-S2	STAIR S2	N09	UL-N09-02	IDS-02	Tamper Resistant Pin Reject Hexalobular Internal Drive System Torx Screw, Counter Sunk in Face of Sign. Sign must be Reinforced with Interior Grade Silicone. Sign shall be sealed with non-pickable caulk.	Man on Stair Pictogram	Center Justified	N/A	705 Medium Gray	N/A	Subsurface ADA Raised Graphic	Pictogram Size Appropriate for 6"H Section of Sign; CMU
2	2-77-S2	STAIR S2	N09	UL-N09-02	IDS-02	Tamper Resistant Pin Reject Hexalobular Internal Drive System Torx Screw, Counter Sunk in Face of Sign. Sign must be Reinforced with Interior Grade Silicone. Sign shall be sealed with non-pickable caulk.	STAIR S2	Center Justified	Helvetica Regular	713 Sand	All Upper Case	5/8" Height Subsurface ADA Raised Copy with Braille	CMU
2	2-77-V2	Adjacent to Door 2-77-X5	X02	UL-X02-04	IDS-02	Exterior Grade VHB Tape Reinforced with Exterior Grade Silicone	Building 77 Upper Level	Center Justified	Helvetica Regular	705 Medium Gray	Upper/Lower Case	5/8" Height Exterior Grade Subsurface Copy Direct Print	CMU Exterior
2	2-77-M1	Mezzanine	N07	UL-N07-05	IDS-02	Tamper Resistant Pin Reject Hexalobular Internal Drive System Torx Screw, Counter Sunk in Face of Sign. Sign must be Reinforced with Interior Grade Silicone. Sign shall be sealed with non-pickable caulk.	EVACUATION PLAN	Left Justified	Helvetica Regular	713 Sand	All Upper Case	3/4" Height Subsurface Direct Print	CMU
2	2-77-M1	Mezzanine	N07	UL-N07-05	IDS-02	Tamper Resistant Pin Reject Hexalobular Internal Drive System Torx Screw, Counter Sunk in Face of Sign. Sign must be Reinforced with Interior Grade Silicone. Sign shall be sealed with non-pickable caulk.	N/A	N/A	N/A	N/A	N/A	N/A	8 1/2" X 11" Laser Printed Evacuation Map- Customer to Provide Printing; CMU

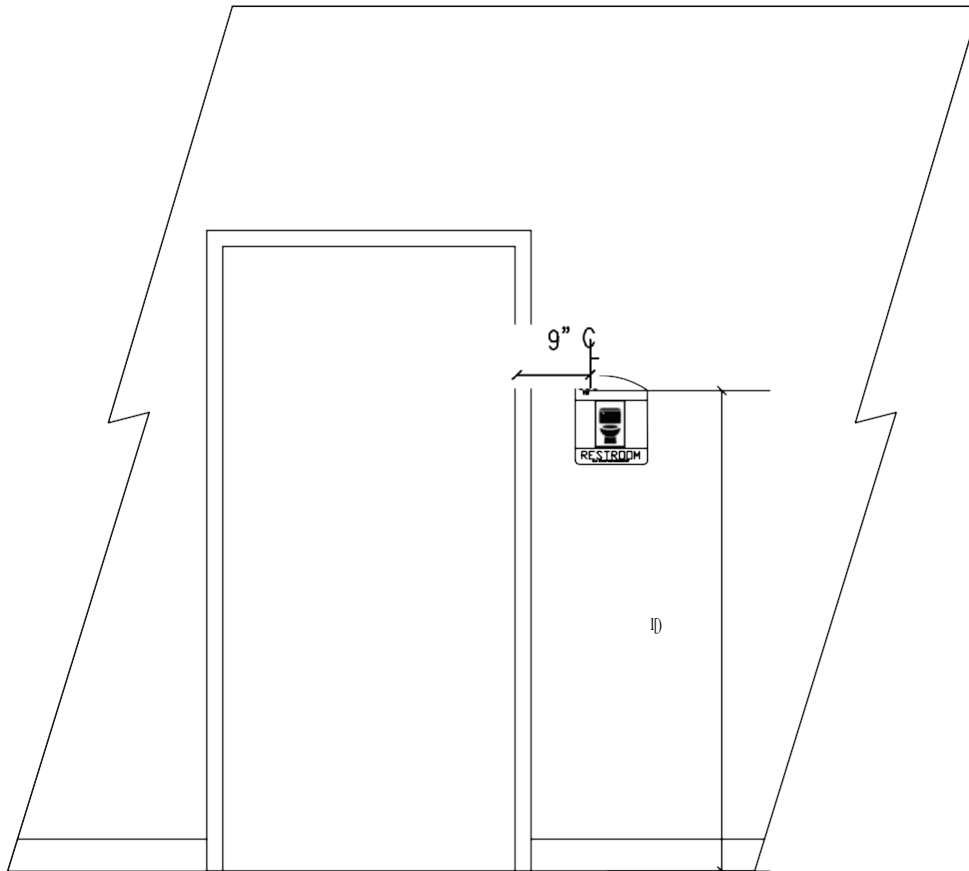
Floor	Room Number/Door Number	Location	Sign Type	Location	Reference Drawing	Mount Type	Message	Message Position	Copy Style	Copy Color	Copy Case	Copy Details	Special Instructions & Notes
2	2-77-M1	Mezzanine	N11A	UL-N11A-05	IDS-02	Tamper Resistant Pin Reject Hexalobular Internal Drive System Torx Screw, Counter Sunk in Face of Sign. Sign must be Reinforced with Interior Grade Silicone. Sign shall be sealed with non-pickable caulk.	Additional Mechanicals on Floor 1	Center Justified	Helvetica Regular	705 Medium Gray	Upper/Lower Case	5/8" Height Subsurface Direct Print	CMU
2	2-77-M1	Mezzanine	N11A	UL-N11A-06	IDS-02	Tamper Resistant Pin Reject Hexalobular Internal Drive System Torx Screw, Counter Sunk in Face of Sign. Sign must be Reinforced with Interior Grade Silicone. Sign shall be sealed with non-pickable caulk.	Roof Access Authorized Persons Only →	Center Justified	Helvetica Regular	705 Medium Gray	Upper/Lower Case	5/8" Height Subsurface Direct Print	CMU
2	2-77-M1	Mezzanine	N02A	UL-N02A-04	IDS-02	Tamper Resistant Pin Reject Hexalobular Internal Drive System Torx Screw, Counter Sunk in Face of Sign. Sign must be Reinforced with Interior Grade Silicone. Sign shall be sealed with non-pickable caulk.	2-77-M1	Left Justified	Helvetica Regular	713 Sand	All Upper Case	3/4" Height Subsurface ADA Raised Copy with Braille	CMU
2	2-77-M1	Mezzanine	N02A	UL-N02A-04	IDS-02	Tamper Resistant Pin Reject Hexalobular Internal Drive System Torx Screw, Counter Sunk in Face of Sign. Sign must be Reinforced with Interior Grade Silicone. Sign shall be sealed with non-pickable caulk.	Mezzanine	Center Justified	Helvetica Regular	705 Medium Gray	All Upper Case	5/8" Height Subsurface ADA Raised Copy with Braille	CMU

Floor	Room Number/Door Number	Location	Sign Type	Location	Reference Drawing	Mount Type	Message	Message Position	Copy Style	Copy Color	Copy Case	Copy Details	Special Instructions & Notes
2	2-77-M1	Mezzanine	N10B	UL-N10B-03	IDS-02	Tamper Resistant Pin Reject Hexalobular Internal Drive System Torx Screw, Counter Sunk in Face of Sign. Sign must be Reinforced with Interior Grade Silicone. Sign shall be sealed with non-pickable caulk.	STAIR S3	Left Justified	Helvetica Regular	713 Sand	All Upper Case	1.5" Height Subsurface Direct Print	CMU
2	2-77-M1	Mezzanine	N10B	UL-N10B-03	IDS-02	Tamper Resistant Pin Reject Hexalobular Internal Drive System Torx Screw, Counter Sunk in Face of Sign. Sign must be Reinforced with Interior Grade Silicone. Sign shall be sealed with non-pickable caulk.	1 THROUGH MEZZANINE	Center Justified	Helvetica Regular	705 Medium Gray	All Upper Case	1" Height Subsurface Direct Print	CMU
2	2-77-M1	Mezzanine	N10B	UL-N10B-03	IDS-02	Tamper Resistant Pin Reject Hexalobular Internal Drive System Torx Screw, Counter Sunk in Face of Sign. Sign must be Reinforced with Interior Grade Silicone. Sign shall be sealed with non-pickable caulk.	ROOF ACCESS AUTHORIZED PERSONS ONLY	Center Justified	Helvetica Regular	705 Medium Gray	All Upper Case	1" Height Subsurface Direct Print	CMU
2	2-77-M1	Mezzanine	N10B	UL-N10B-03	IDS-02	Tamper Resistant Pin Reject Hexalobular Internal Drive System Torx Screw, Counter Sunk in Face of Sign. Sign must be Reinforced with Interior Grade Silicone. Sign shall be sealed with non-pickable caulk.	NO STANDPIPE	Center Justified	Helvetica Regular	705 Medium Gray	All Upper Case	1" Height Subsurface Direct Print	CMU
2	2-77-M1	Mezzanine	N10B	UL-N10B-03	IDS-02	Tamper Resistant Pin Reject Hexalobular Internal Drive System Torx Screw, Counter Sunk in Face of Sign. Sign must be Reinforced with Interior Grade Silicone. Sign shall be sealed with non-pickable caulk.	LEVEL	Center Justified	Helvetica Regular	705 Medium Gray	All Upper Case	1" Height Subsurface Direct Print	CMU
2	2-77-M1	Mezzanine	N10B	UL-N10B-03	IDS-02	Tamper Resistant Pin Reject Hexalobular Internal Drive System Torx Screw, Counter Sunk in Face of Sign. Sign must be Reinforced with Interior Grade Silicone. Sign shall be sealed with non-pickable caulk.	M	Center Justified	Helvetica Regular	705 Medium Gray	All Upper Case	5" Height Subsurface Direct Print	CMU
2	2-77-M1	Mezzanine	N10B	UL-N10B-03	IDS-02	Tamper Resistant Pin Reject Hexalobular Internal Drive System Torx Screw, Counter Sunk in Face of Sign. Sign must be Reinforced with Interior Grade Silicone. Sign shall be sealed with non-pickable caulk.	EXIT AT FIRST FLOOR	Center Justified	Helvetica Regular	705 Medium Gray	All Upper Case	1" Height Subsurface Direct Print	CMU
2	2-77-M1	Mezzanine	N10B	UL-N10B-03	IDS-02	Tamper Resistant Pin Reject Hexalobular Internal Drive System Torx Screw, Counter Sunk in Face of Sign. Sign must be Reinforced with Interior Grade Silicone. Sign shall be sealed with non-pickable caulk.	↓	Locate Left Side of Exit Information	N/A	705 Medium Gray	N/A	Subsurface Direct Print	CMU

Floor	Room Number/Door Number	Location	Sign Type	Location	Reference Drawing	Mount Type	Message	Message Position	Copy Style	Copy Color	Copy Case	Copy Details	Special Instructions & Notes
2	2-77-S3	Mezzanine	N34	UL-N34-03	IDS-02	Tamper Resistant Pin Reject Hexalobular Internal Drive System Torx Screw, Counter Sunk in Face of Sign. Sign must be Reinforced with Interior Grade Silicone. Sign shall be sealed with non-pickable caulk.	STAIR S3	Left Justified	Helvetica Regular	713 Sand	All Upper Case	1.5" Height Subsurface ADA Raised Copy with Braille	CMU
2	2-77-S3	Mezzanine	N34	UL-N34-03	IDS-02	Tamper Resistant Pin Reject Hexalobular Internal Drive System Torx Screw, Counter Sunk in Face of Sign. Sign must be Reinforced with Interior Grade Silicone. Sign shall be sealed with non-pickable caulk.	LEVEL	Center Justified	Helvetica Regular	705 Medium Gray	All Upper Case	1" Height Subsurface ADA Raised Copy with Braille	CMU
2	2-77-S3	Mezzanine	N34	UL-N34-03	IDS-02	Tamper Resistant Pin Reject Hexalobular Internal Drive System Torx Screw, Counter Sunk in Face of Sign. Sign must be Reinforced with Interior Grade Silicone. Sign shall be sealed with non-pickable caulk.	MEZZANINE	Center Justified	Helvetica Regular	705 Medium Gray	All Upper Case	5" Height Subsurface ADA Raised Copy with Braille	CMU

ROOM SIGNS WITH RAISED COPY AND BRAILLE FOR ROOM NUMBER TYPICAL INSTALLATION

(PERTAINS TO SIGNS WITH RAISED COPY/BRAILLE
OR PAPER INSERTS FOR THE ROOM FUNCTION)



ELEV-1 NOTES:

1. HOLD 9" FROM DOOR TO CENTER LINE OF ROOM NUMBER TACTILE CHARACTERS TO ALLOW A MINIMUM OF 18" X 18" CLEAR SPACE IN FRONT OF SIGN
2. 5' A.F.F. TO BOTTOM OF TACTILE ROOM NUMBER COPY
3. FOR INSTANCES WHERE MULTIPLE SIGNS ARE INSTALLED TOGETHER, BESIDE WALL MOUNTED ITEMS, CORNERS, OR EDGE OF A WALL, HOLD A MINIMUM OF 3" BETWEEN ITEMS
4. THE BASELINE OF TACTILE CHARACTERS AND BRAILLE SHALL BE NO LOWER THAN 4' A.F.F. AND NO HIGHER THAN 5' A.F.F.
5. SIGNS SHOULD BE INSTALLED ON LATCH SIDE OF DOORS WHEN POSSIBLE
6. SIGNS INSTALLED AT DOUBLE DOORS SHOULD BE INSTALLED TO THE RIGHT OF THE RIGHT-HAND DOOR WHEN POSSIBLE
7. INSTALLATION DETAILS PERTAIN TO SIGNS N02, N03, N04, NOS, N06, N09, N16, N18, N24, N32, N35, N36, X09

Client:
**NYS OFFICE OF MENTAL
HEALTH**
44 HOLLAND AVENUE
ALBANY NY 12229



Drawing Title:

ELEVATION-1

Project Title:

CNY-PC Buildings 39 & 77 Alterations

Consultant:

Rev No. Revision Description:

Revision Date:

Phase:

DASNY Project No:

Date:

3432309999 | **07/12/2022**

Drawn By:

Drawing Number:

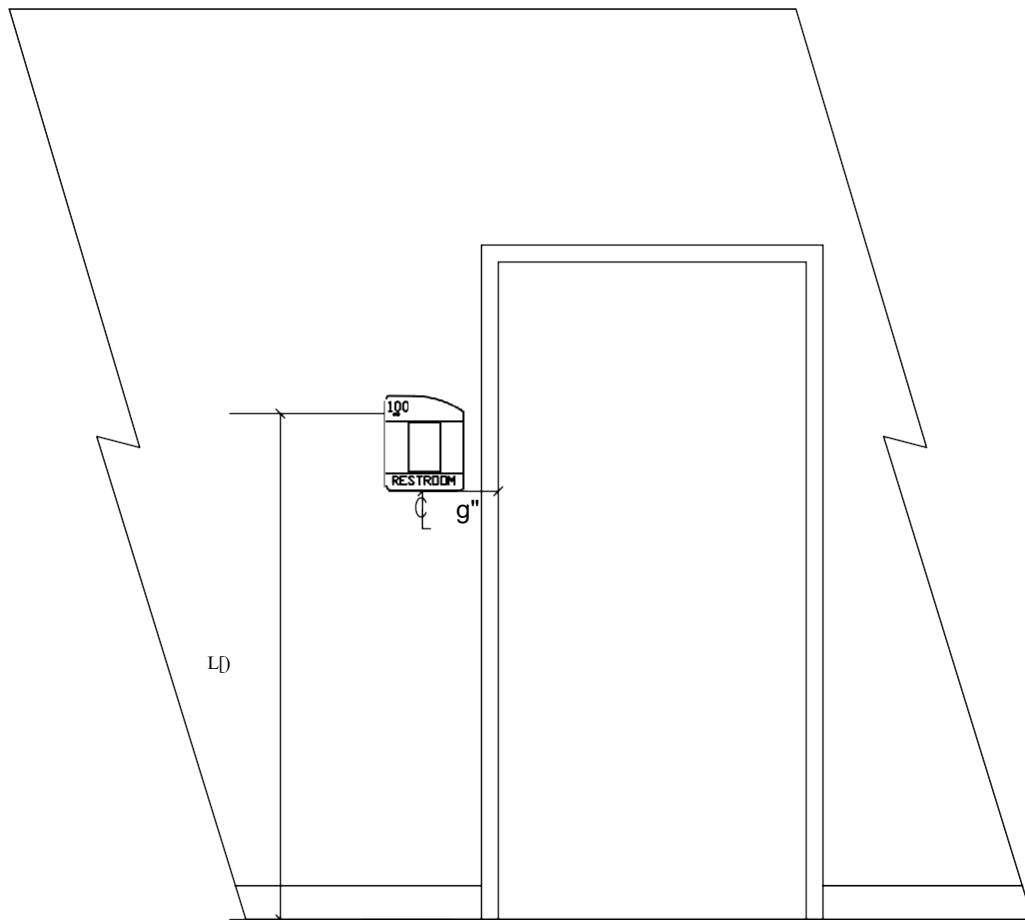
LMP

ELEV-1

Checked By:

Drawing: 1 of 10

ROOM SIGNS WITH RAISED COPY AND BRAILLE FOR ROOM NUMBER AND ROOM FUNCTION HINGE SIDE OF DOOR INSTALLATION



ELEV-2 NOTES:

1. HOLD 9" FROM DOOR TO CENTER LINE OF ROOM FUNCTION TACTILE CHARACTERS TO ALLOW A MINIMUM OF 18" X 18" CLEAR SPACE IN FRONT OF SIGN
2. 5' A.F.F. TO BOTTOM OF TACTILE ROOM NUMBER COPY
3. FOR INSTANCES WHERE MULTIPLE SIGNS ARE INSTALLED TOGETHER, BESIDE WALL MOUNTED ITEMS, CORNERS, OR EDGE OF A WALL, HOLD A MINIMUM OF 3" BETWEEN ITEMS
4. THE BASELINE OF TACTILE CHARACTERS AND BRAILLE SHALL BE NO LOWER THAN 4' A.F.F. AND NO HIGHER THAN 5' A.F.F.
5. SIGNS SHOULD BE INSTALLED ON HINGE SIDE OF DOORS ONLY WHEN INSTALLATION IS NOT POSSIBLE ON LATCH SIDE
6. SIGNS INSTALLED AT DOUBLE DOORS SHOULD BE INSTALLED TO THE RIGHT OF THE RIGHT-HAND DOOR WHEN POSSIBLE
7. INSTALLATION DETAILS PERTAIN TO SIGNS NO2, NO3, NO9, N16, N24, N32, X09

Client:
**NYS OFFICE OF MENTAL
HEALTH**
44 HOLLAND AVENUE
ALBANY NY 12229



Drawing Title:

ELEVATION-2

Project Title:

CNY-PC Buildings 39 & 77 Alterations

Consultant:

Rev No. Revision Description:

Revision Date:

Phase:

DASNY Project No:

Date:

3432309999 | 07/12/2022

Drawn By:

Drawing Number:

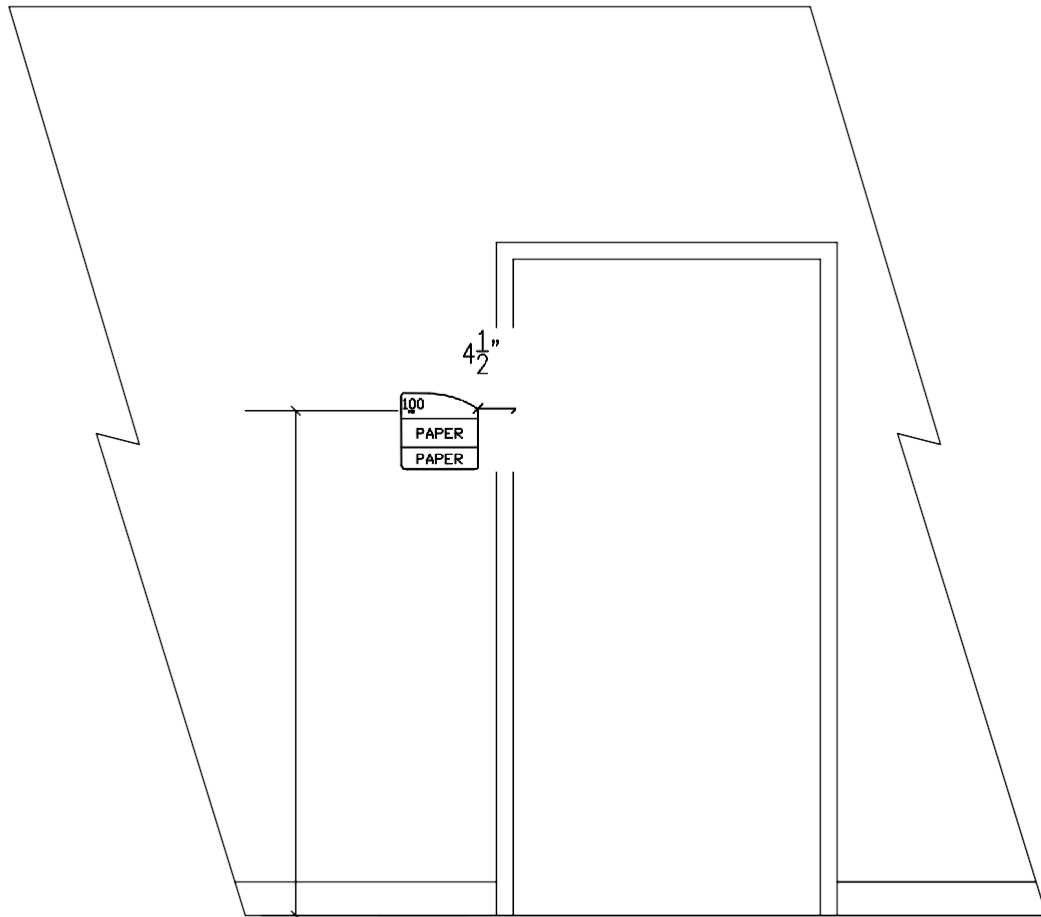
LMP

ELEV-2

Checked By:

Drawing: 2 of 10

ROOM SIGNS WITH RAISED COPY AND BRAILLE FOR ROOM NUMBER ONLY HINGE SIDE OF DOOR INSTALLATION (PAPER INSERTS FOR ROOM FUNCTION)



ELEV-3 NOTES:

1. HOLD 4" FROM DOOR TO EDGE OF SIGN TO ALLOW A **MINIMUM** OF 18" X 18" CLEAR SPACE IN FRONT OF SIGN
2. 5' A.F.F. TO BOTTOM OF TACTILE ROOM NUMBER COPY
3. FOR INSTANCES WHERE MULTIPLE SIGNS ARE INSTALLED TOGETHER, BESIDE WALL MOUNTED ITEMS, CORNERS, OR EDGE OF A WALL, HOLD A MINIMUM OF 3" BETWEEN ITEMS
4. THE BASELINE OF TACTILE CHARACTERS AND BRAILLE SHALL BE NO LOWER THAN 4' A.F.F. AND NO HIGHER THAN 5' A.F.F.
5. SIGNS SHOULD BE INSTALLED ON HINGE SIDE OF DOORS ONLY WHEN INSTALLATION IS NOT POSSIBLE ON LATCH SIDE
6. SIGNS INSTALLED AT DOUBLE DOORS SHOULD BE INSTALLED TO THE RIGHT OF THE RIGHT-HAND DOOR
7. INSTALLATION DETAILS PERTAIN TO SIGNS NO4, NO5, NO6, N18, N35, N36

Client:
**NYS OFFICE OF MENTAL
HEALTH**
44 HOLLAND AVENUE
ALBANY NY 12229



Drawing Title:

ELEVATION-3

Project Title:

CNY-PC Buildings 39 & 77 Alterations

Consultant:

Rev No. Revision Description:

Revision Date:

Phase:

DASNY Project No:

Date:

3432309999 | **07/12/2022**

Drawn By:

Drawing Number:

LMP

Checked By:

ELEV-3

Drawing:

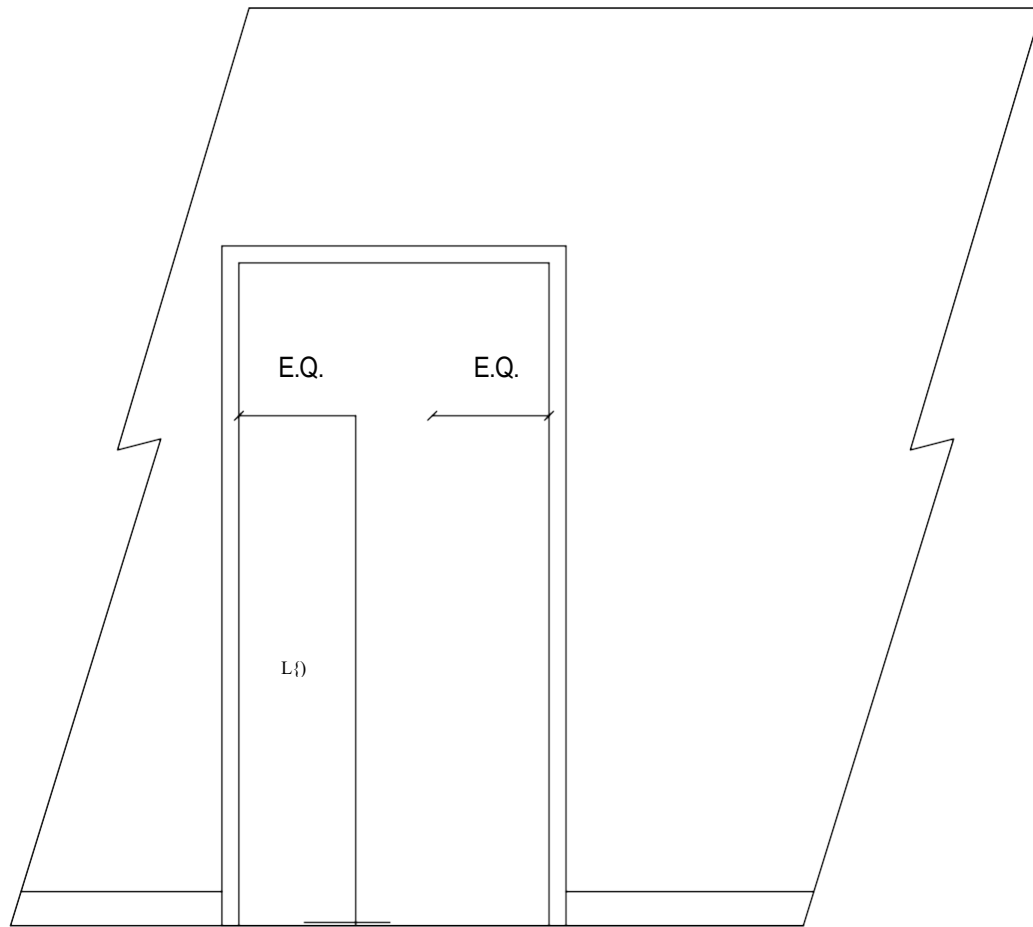
3

of

10

ROOM SIGNS WITH RAISED COPY AND BRAILLE INSTALLATION ON DOOR

(PERTAINS TO SIGNS WITH RAISED COPY/BRAILLE
OR PAPER INSERTS FOR THE ROOM FUNCTION)



ELEV-4 NOTES:

1. CENTER SIGN ON DOOR
2. 5' A.F.F. TO BOTTOM OF TACTILE ROOM NUMBER COPY
3. FOR INSTANCES WHERE MULTIPLE SIGNS ARE INSTALLED TOGETHER, HOLD A MINIMUM OF 3" BETWEEN ITEMS
4. THE BASELINE OF TACTILE CHARACTERS AND BRAILLE SHALL BE NO LOWER THAN 4' A.F.F. AND NO HIGHER THAN 5' A.F.F.
5. SIGNS SHOULD BE INSTALLED ON DOORS ONLY WHEN THERE IS NO AVAILABLE SPACE ON LATCH AND HINGE SIDE OF DOOR OR ADJACENT WALLS
6. INSTALLATION DETAILS PERTAINS TO SIGNS AS NEEDED

Client:
**NYS OFFICE OF MENTAL
HEALTH**
44 HOLLAND AVENUE
ALBANY, NY 12229



Drawing Title:

ELEVATION-4

Project Title:

CNY-PC Buildings 39 & 77 Alterations

Consultant:

Rev No. Revision Description:

Rev No.	Revision Description	Revision Date:

Phase:

DASNY Project No:

3432309999

Date:

07/12/2022

Drawn By:

LMP

Drawing Number:

ELEV-4

Checked By:

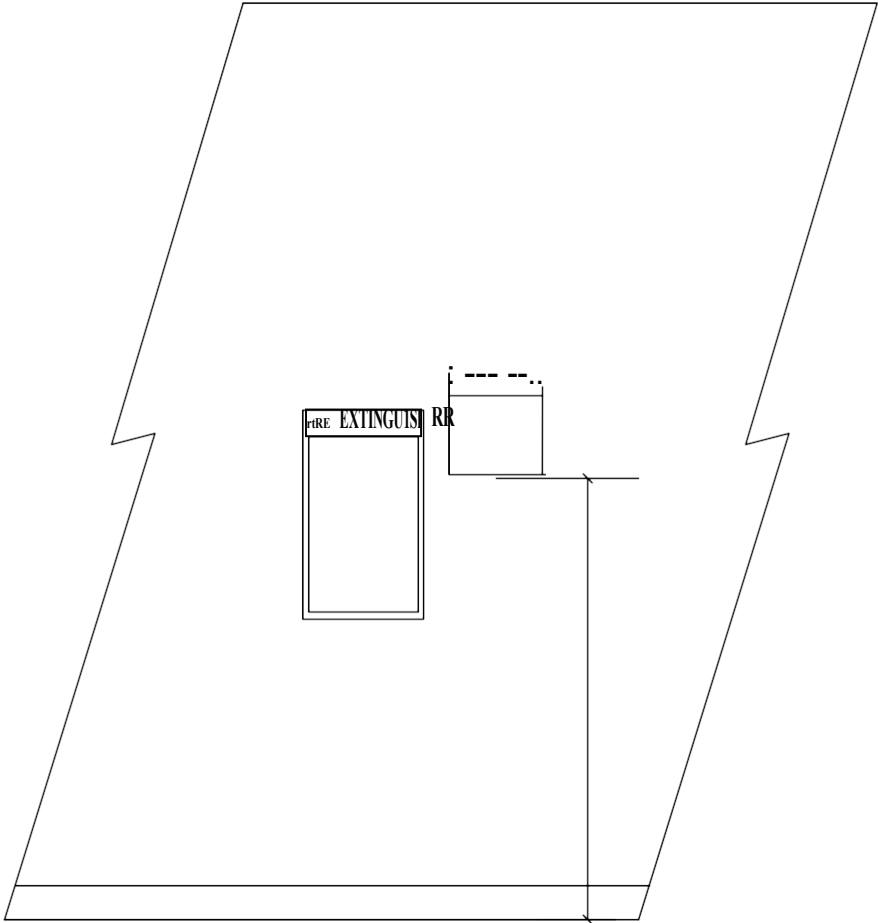
Drawing:

4

of

10

EVACUATION/COURTYARD WAYFINDING AND
OCCUPANCY SIGN INSTALLATION



ELEV-5 NOTES:

1. 4'-4" A.F.F. TO BOTTOM OF SIGN
2. FOR INSTANCES WHERE MULTIPLE SIGNS ARE INSTALLED TOGETHER, BESIDE WALL MOUNTED ITEMS, CORNERS, OR EDGE OF A WALL, HOLD A MINIMUM OF 3" BETWEEN ITEMS
3. INSTALLATION DETAILS PERTAINS TO SIGNS N07, N28

Client:
**NYS OFFICE OF MENTAL
HEALTH**
44 HOLLAND AVENUE
ALBANY, NY 12229

NEW YORK
STATE OF
OPPORTUNITY.

DASNY

Franklin Street, Albany, New York 12202
281 West Street, New York, New York 10006
111 West 14th Street, New York, New York 10011
www.dasny.org

Drawing Title:
ELEVATION-5

Project Title:
CNY-PC Buildings 39 & 77 Alterations

Consultant:

Rev No.	Revision Description:	Revision Date:

Phase:

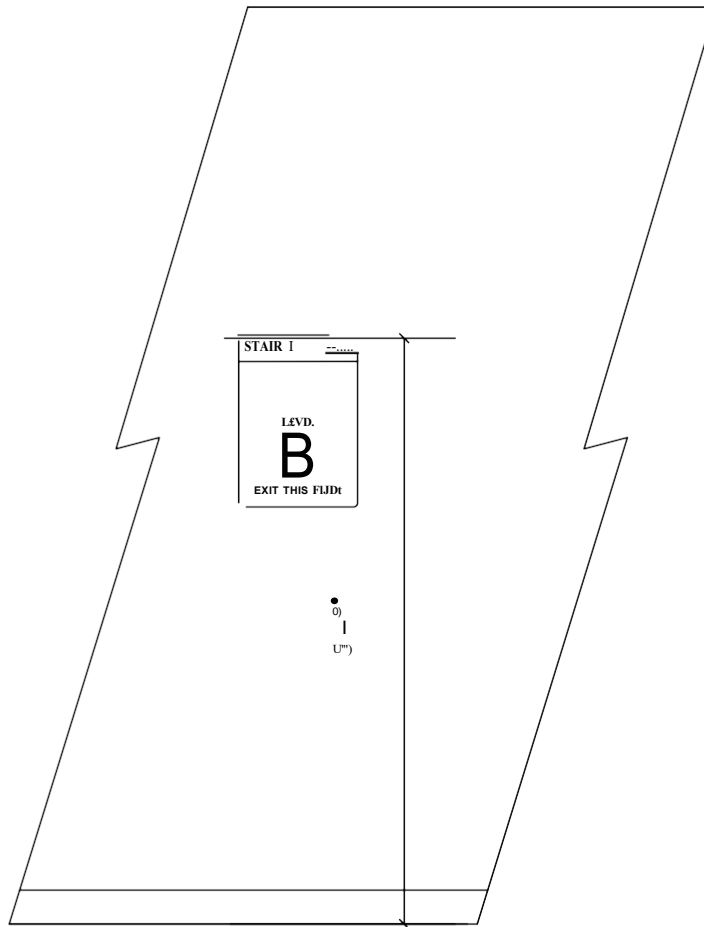
DASNY Project No:	Date:
3432309999	07/12/2022

Drawn By:	Drawing Number:
LMP	ELEV-5

Checked By:

Drawing: 5 of 10

STAIRWELL EXIT INFORMATION SIGN INSTALLATION



ELEV-6 NOTES:

1. 5'-9" A.F.F. TO TOP OF SIGN
2. FOR INSTANCES WHERE MULTIPLE SIGNS ARE INSTALLED TOGETHER, BESIDE WALL MOUNTED ITEMS, CORNERS, OR EDGE OF A WALL, HOLD A MINIMUM OF 3" BETWEEN ITEMS
3. INSTALLATION DETAILS PERTAINS TO SIGNS NIOB, NIOB.1, NIOB.2

Client:
**NYS OFFICE OF MENTAL
HEALTH**
44 HOLLAND AVENUE
ALBANY, NY 12229



Drawing Title:
ELEVATION-6

Project Title:
CNY-PC Buildings 39 & 77 Alterations

Consultant:

Rev No.	Revision Description:	Revision Date:

Phase:

DASNY Project No:	Date:
3432309999	07/12/2022

Drawn By:

LMP

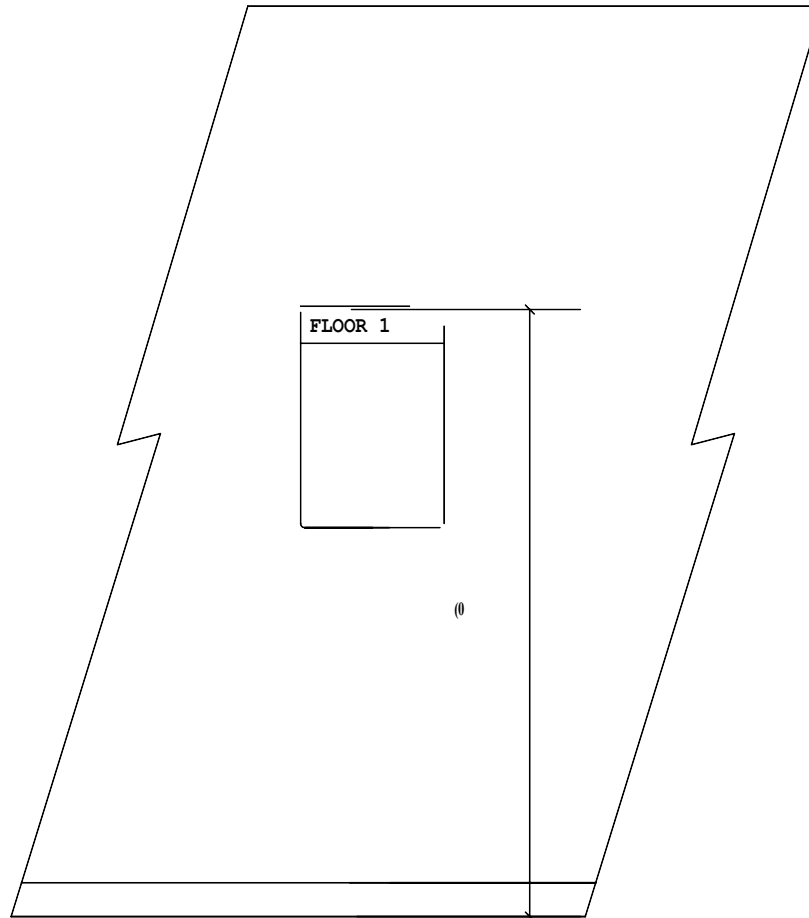
Drawing Number:

ELEV-6

Checked By:

Drawing: 6 of 10

FLOOR DIRECTORY SIGN INSTALLATION



ELEV-8 NOTES:

1. 6' A.F.F. TO TOP OF SIGN
2. FOR INSTANCES WHERE MULTIPLE SIGNS ARE INSTALLED TOGETHER, BESIDE WALL MOUNTED ITEMS, CORNERS, OR EDGE OF A WALL, HOLD A MINIMUM OF 3" BETWEEN ITEMS
3. INSTALLATION DETAILS PERTAINS TO SIGN N12

Client:
**NYS OFFICE OF MENTAL
 HEALTH**
 44 HOLLAND AVENUE
 ALBANY NY 12229



Drawing Title:
ELEVATION-8

Project Title:
CNY-PC Buildings 39 & 77 Alterations

Consultant:

Rev No.	Revision Description:	Revision Date:

Phase:

DASNY Project No: 3432309999 Date: 07/12/2022

Drawn By:

LMP

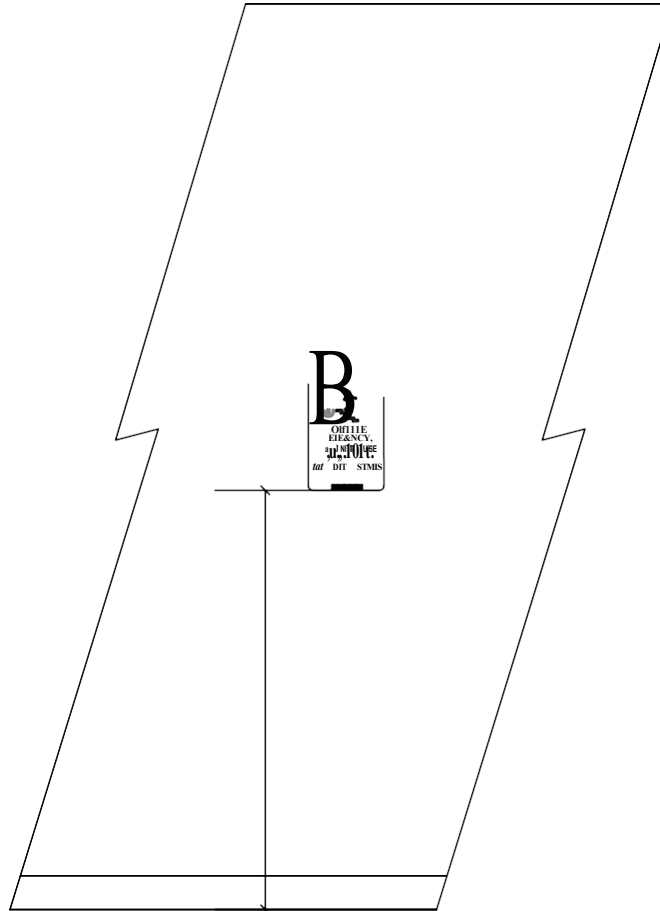
Checked By:

Drawing Number:

ELEV-8

Drawing: 8 of 10

STAIRS DURING FIRE SIGN INSTALLATION



ELEV-9 NOTES:

1. 4'-2" A.F.F. TO BOTTOM OF SIGN
2. FOR INSTANCES WHERE MULTIPLE SIGNS ARE INSTALLED TOGETHER, BESIDE WALL MOUNTED ITEMS, CORNERS, OR EDGE OF A WALL, HOLD A MINIMUM OF 3" BETWEEN ITEMS
3. THE BASELINE OF TACTILE CHARACTERS AND BRAILLE SHALL BE NO LOWER THAN 4' A.F.F. AND NO HIGHER THAN 5' A.F.F.
4. INSTALLATION DETAILS PERTAINS TO SIGN NOB

Client:
**NYS OFFICE OF MENTAL
HEALTH**

44 HOLLAND AVENUE
ALBANY, NY 12229



Drawing Title: **ELEVATION-9**

Project Title:
CNY-PC Buildings 39 & 77 Alterations

Consultant:

Rev No. Revision Description: Revision Date:

Phase:

DASNY Project No: 3432309999 Date: 07/12/2022

Drawn By:

LMP

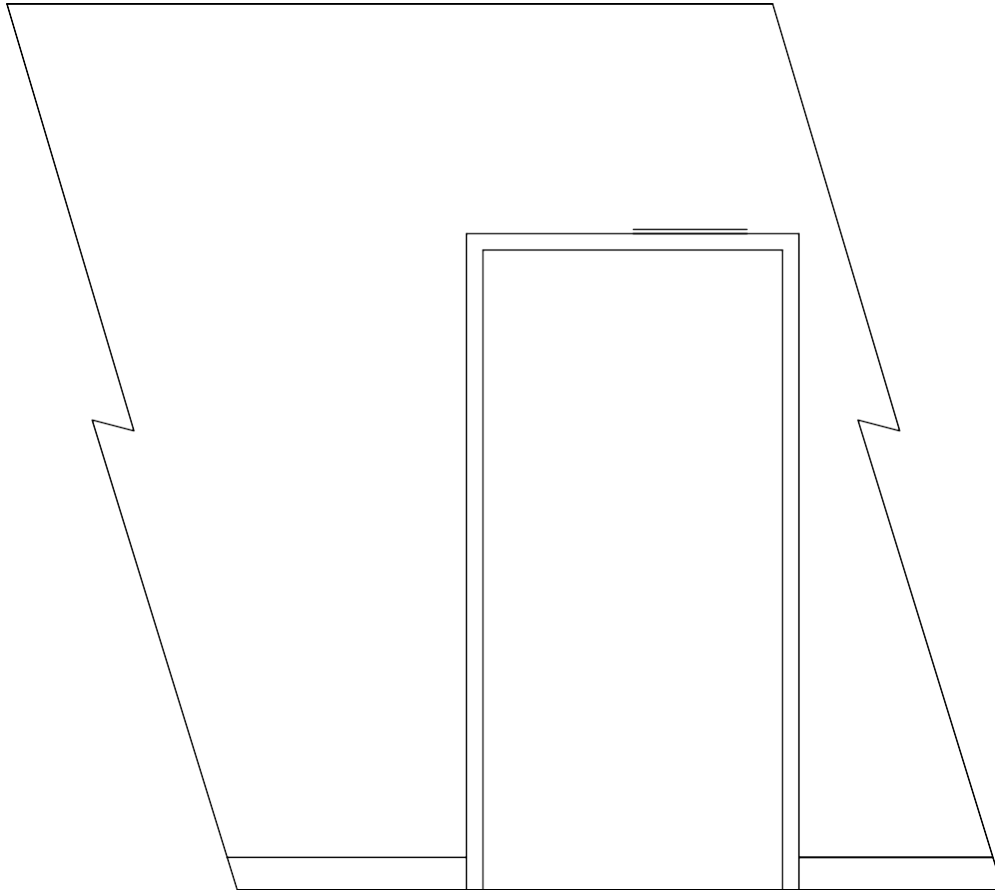
Checked By:

Drawing Number:

ELEV-9

Drawing: 9 of 10

DOOR TAG INSTALLATION



ELEV-10 NOTES:

1. HOLD 1" FROM THE TOP OF THE DOOR FRAME TO THE BOTTOM OF THE DOOR TAG SIGN
2. DOOR TAGS SHALL BE CENTERED ABOVE THE DOOR

Client:
**NYS OFFICE OF MENTAL
 HEALTH**
 44 HOLLAND AVENUE
 ALBANY NY 12229



28 Park Street, Albany, NY 12242
 Phone: (518) 462-1000
 www.dasny.org

Drawing Title:

ELEVATION-10

Project Title:

CNY-PC Buildings 39 & 77 Alterations

Consultant:

Rev No. Revision Description:

Rev No.	Revision Description:	Revision Date:

Phase:

DASNY Project No:

3432309999

Date:

07/12/2022

Drawn By:

LMP

Drawing Number:

ELEV-10

Checked By:

Drawing:

10

of

10

SIGN TYPE COUNT

Sign Type	Mount Type	Quantity
N02A	Screw Mount	12
N02A	Interior Grade Tape Mount	2
N02A Glass Backer	Interior Grade Tape Mount	1
N03A	Screw Mount	6
N03B	Screw Mount	2
N04A	Screw Mount	9
N05A	Screw Mount	14
N06A	Screw Mount	1
N06A	Interior Grade Tape Mount	2
N06A Glass Backer	Interior Grade Tape Mount	2
N07	Screw Mount	20
N08	Screw Mount	4
N09	Screw Mount	4
N10B	Screw Mount	6
N11A	Screw Mount	14
N12A	Screw Mount	3
N24A	Screw Mount	1
N24B	Screw Mount	1
N28	Screw Mount	12



Sign Type	Mount Type	Quantity
N34	Screw Mount	6
N37	Screw Mount	23
X02	Exterior Grade Tape Mount	6
X10	Exterior Grade Tape Mount	3


COLOR SCHEME DRAWING/DETAILS

COPY STYLE

HELVETICA REGULAR

AaBbCcDdEeFfGgHhIiJjKkLlMmNnOoPpQqRr1234567890

STANDARD
FINISH



N02
9.75" x 9"



N03
12.25" x 9"



N04
10.875" x 9"



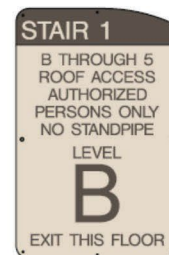
N05
8.375" x 9"



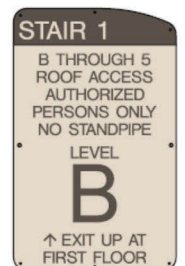
N06
9.75" x 9"



N07
12.75" x 11"



N10B.1
21.5" x 14"




N10B.2
22.5" x 14"

SIGN TYPE DRAWINGS

INTERIOR

N01: 4.25" X 9" Sign with Subsurface ADA Helvetica Regular Copy. Sign includes .060" Lexan Painted Backer and 1/8" Lexan Painted Face/Frame with 0.042" Deep Bevel on all Edges. Screw mount signs must be installed with Tamper Resistant Pin Reject Hexalobular Internal Drive System Torx Screws; countersink all screws to allow the head of all screws to be recessed. All sign installations must also be be reinforced with Silicone and sealed with Non-Pickable Caulk.

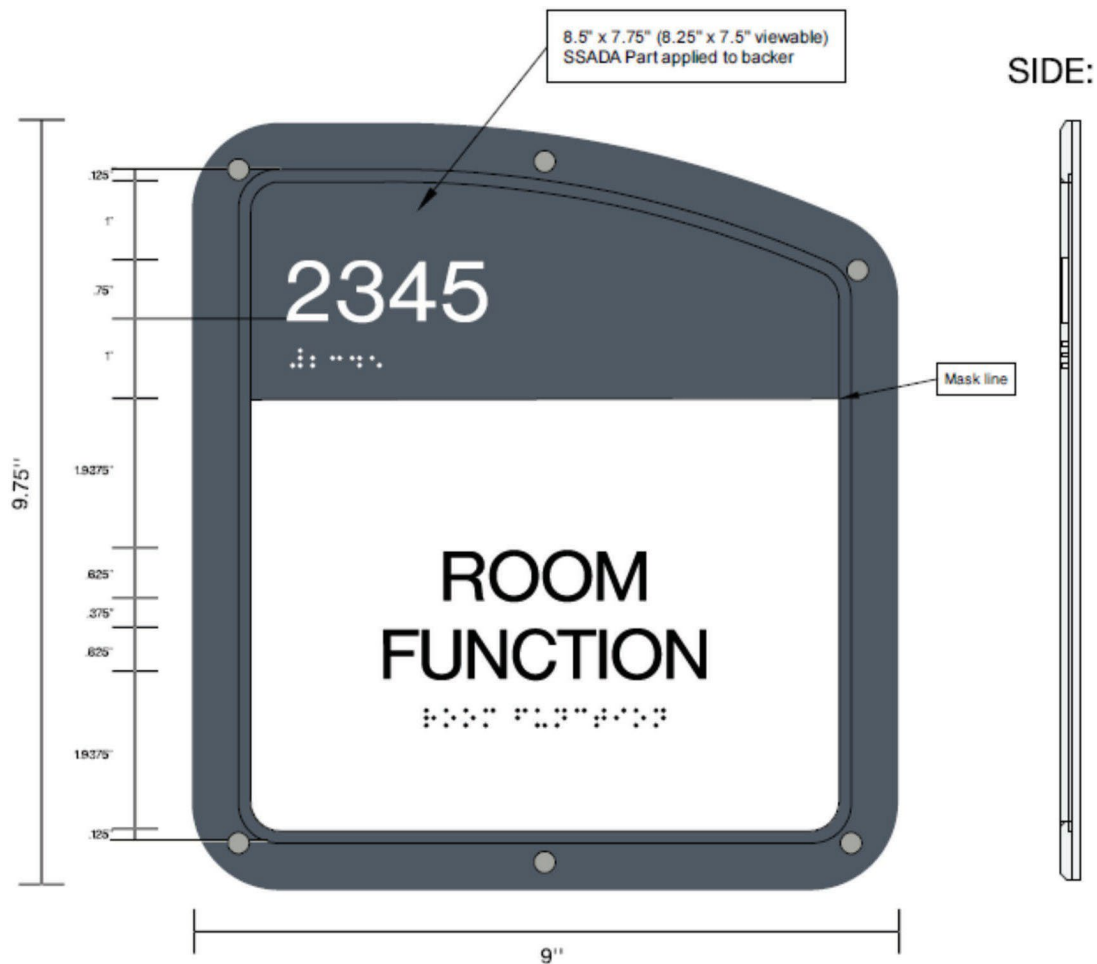
3" x 7.75" (2.75" x 7.5" viewable)
SSADA Part applied to backer
Copy is placed 5/8" from left, 1-1/8" Baseline
From bottom of SSADA part



SIGN TYPE DRAWINGS

INTERIOR

N02A: 9.75" X 9" Sign with Subsurface ADA Helvetica Regular Copy. Sign includes .060" Lexan Painted Backer and 1/8" Lexan Painted Face/Frame with 0.042" Deep Bevel on all Edges. A Mask and Paint Line is included, 2.875" from Top of Sign (not including .63" sign border). Screw mount signs must be installed with Tamper Resistant Pin Reject Hexalobular Internal Drive System Torx Screws; countersink all screws to allow the head of all screws to be recessed. All sign installations must also be reinforced with Silicone and sealed with Non-Pickable Caulk.





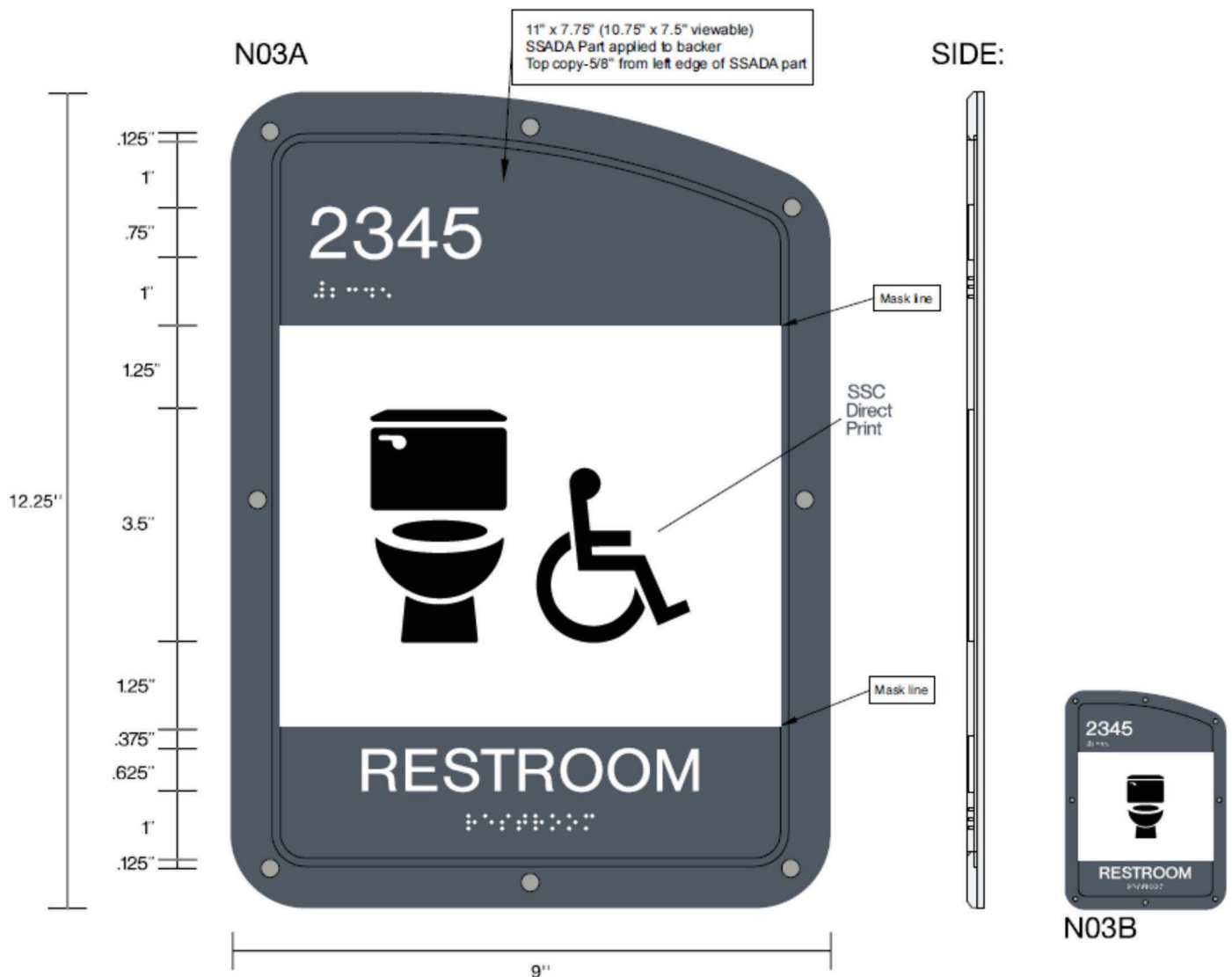
NEW YORK
STATE OF
OPPORTUNITY.

DASNY

SIGN TYPE DRAWINGS

INTERIOR

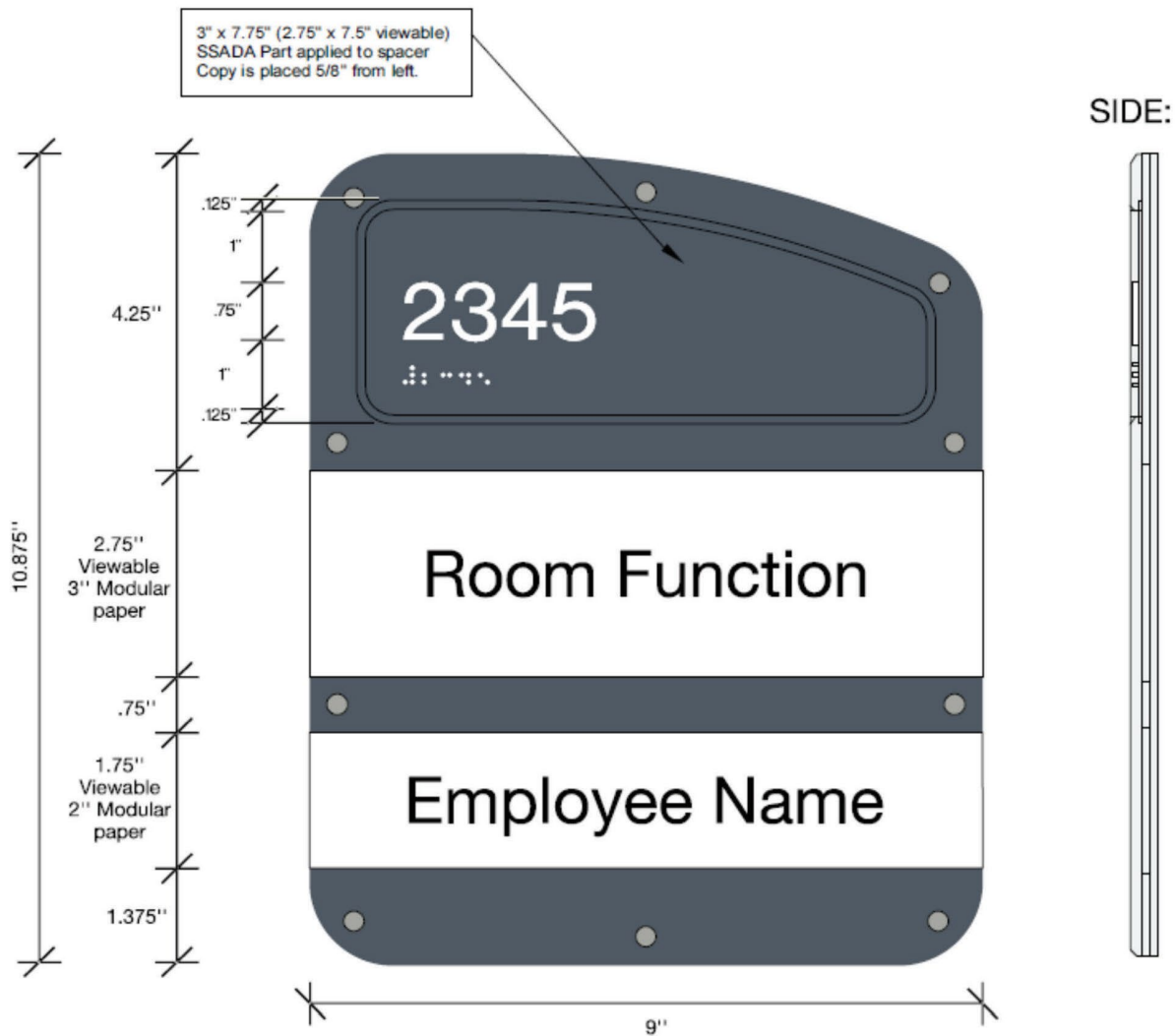
N03A/N03B: 12.25" X 9" Sign with Subsurface ADA Helvetica Regular Copy and Subsurface Direct Print Graphic. Sign includes .060" Lexan Painted Backer and 1/8" Lexan Painted Face/Frame with 0.042" Deep Bevel on all Edges. Mask and Paint Lines are included, 2.875" from Top of Sign and 2.125" from Bottom of Sign (not including .63" sign border). Screw mount signs must be installed with Tamper Resistant Pin Reject Hexalobular Internal Drive System Torx Screws; countersink all screws to allow the head of all screws to be recessed. All sign installations must also be reinforced with Silicone and sealed with Non-Pickable Caulk.



SIGN TYPE DRAWINGS

INTERIOR

N04A: 10.875" X 9" Sign with Subsurface ADA Helvetica Regular Copy and a Laser Printed Inserts. Sign includes .060" Lexan Painted Backer and Spacers and 1/8" Lexan Painted Face/Frame with 0.042" Deep Bevel on all Edges. Screw mount signs must be installed with Tamper Resistant Pin Reject Hexalobular Internal Drive System Torx Screws; countersink all screws to allow the head of all screws to be recessed. All sign installations must also be reinforced with Silicone and sealed with Non-Pickable Caulk.



INTERIOR

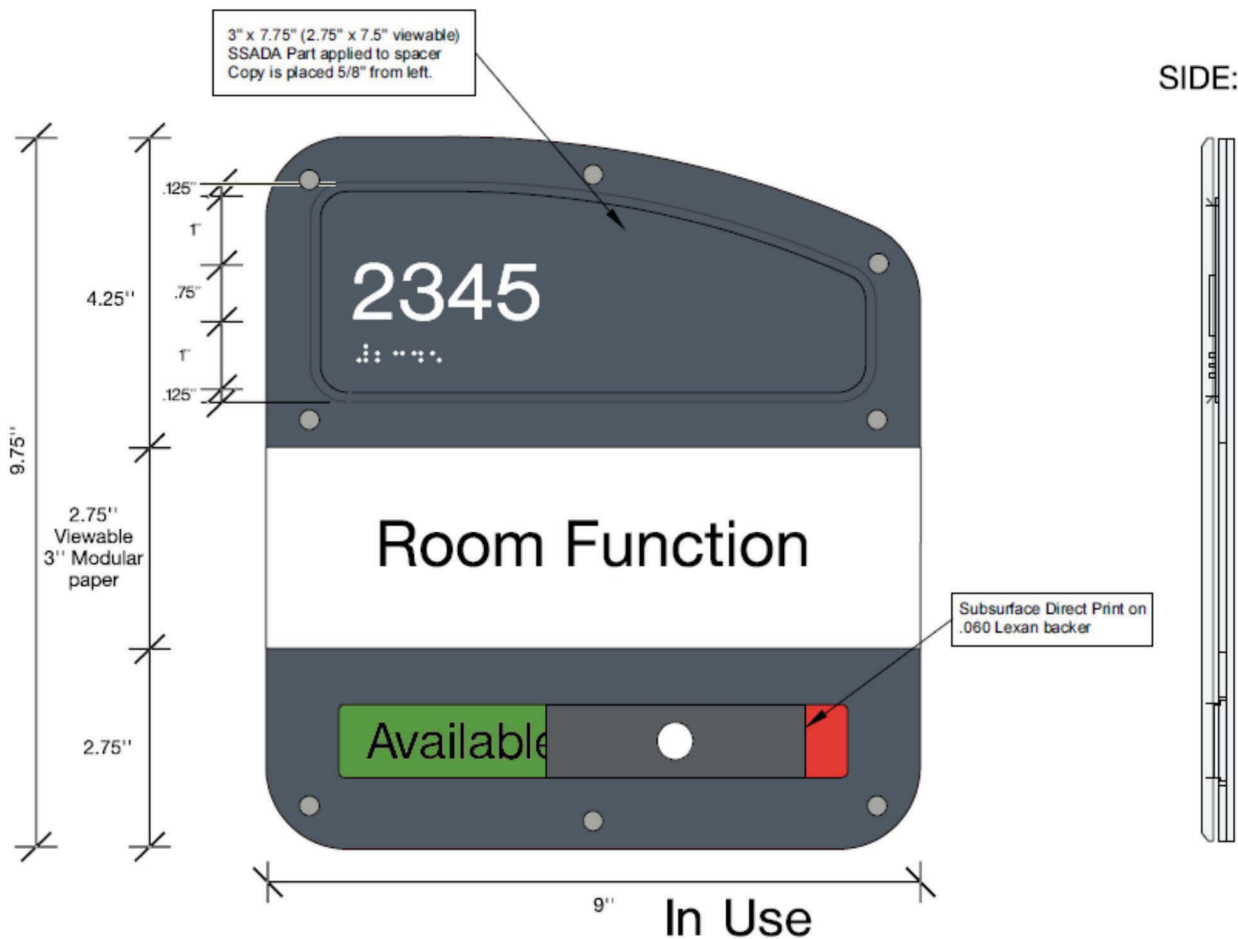
N05A: 8.375" X 9" Sign with Subsurface ADA Helvetica Regular Copy and a Laser Printed Insert. Sign includes .060" Lexan Painted Backer and Spacers and 1/8" Lexan Painted Face/Frame with 0.042" Deep Bevel on all Edges. Screw mount signs must be installed with Tamper Resistant Pin Reject Hexalobular Internal Drive System Torx Screws; countersink all screws to allow the head of all screws to be recessed. All sign installations must also be reinforced with Silicone and sealed with Non-Pickable Caulk.



SIGN TYPE DRAWINGS

INTERIOR

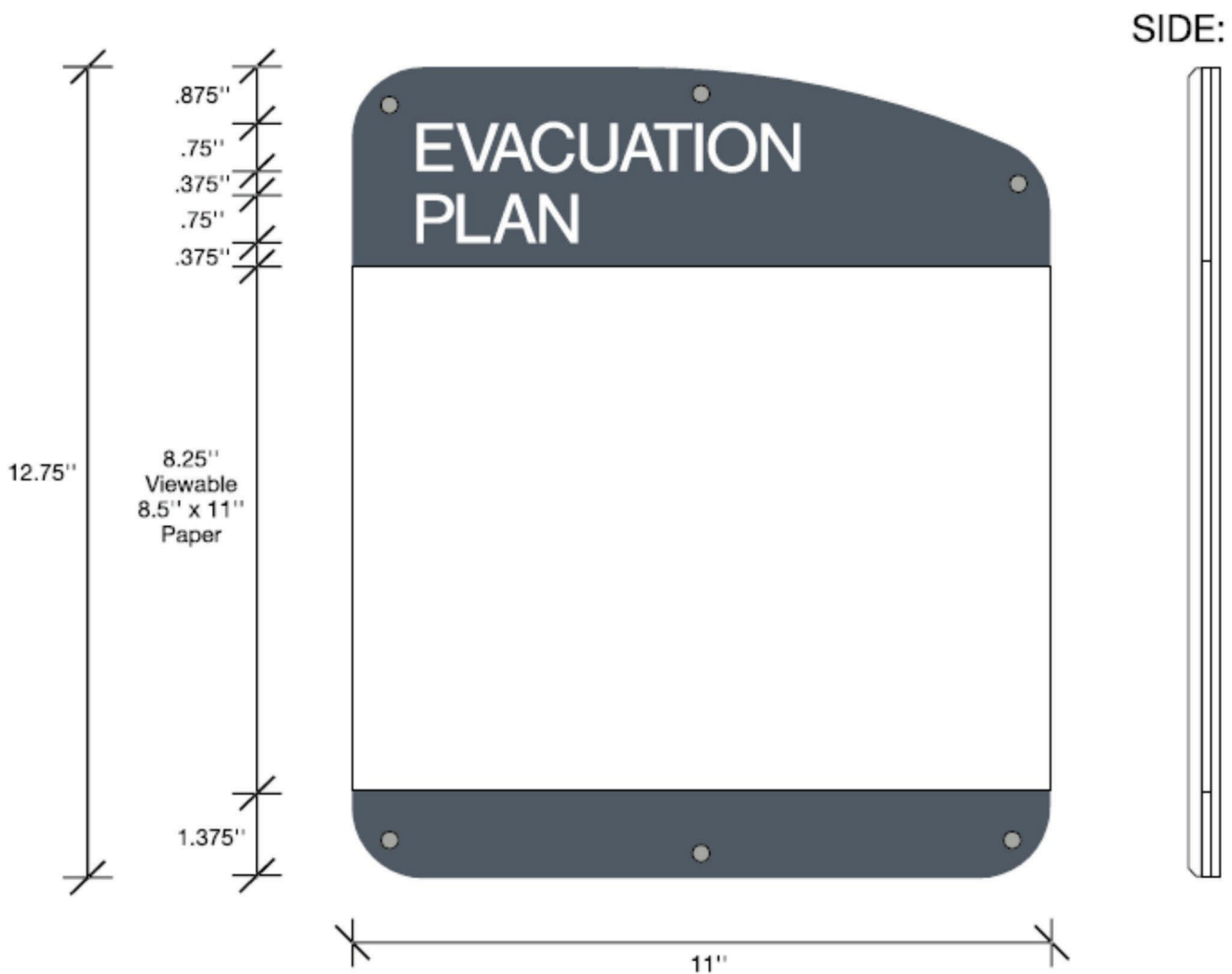
N06A: 9.75" X 9" Sign with Subsurface ADA Helvetica Regular Copy and a Laser Printed Insert. Sign includes .060" Lexan Painted Backer and Spacers and 1/8" Lexan Painted Face/Frame with 0.042" Deep Bevel on all Edges. The Slider is 1/8" Acrylic routed in the Tab. Screw mount signs must be installed with Tamper Resistant Pin Reject Hexalobular Internal Drive System Torx Screws; countersink all screws to allow the head of all screws to be recessed. All sign installations must also be reinforced with Silicone and sealed with Non-Pickable Caulk.



SIGN TYPE DRAWINGS

INTERIOR

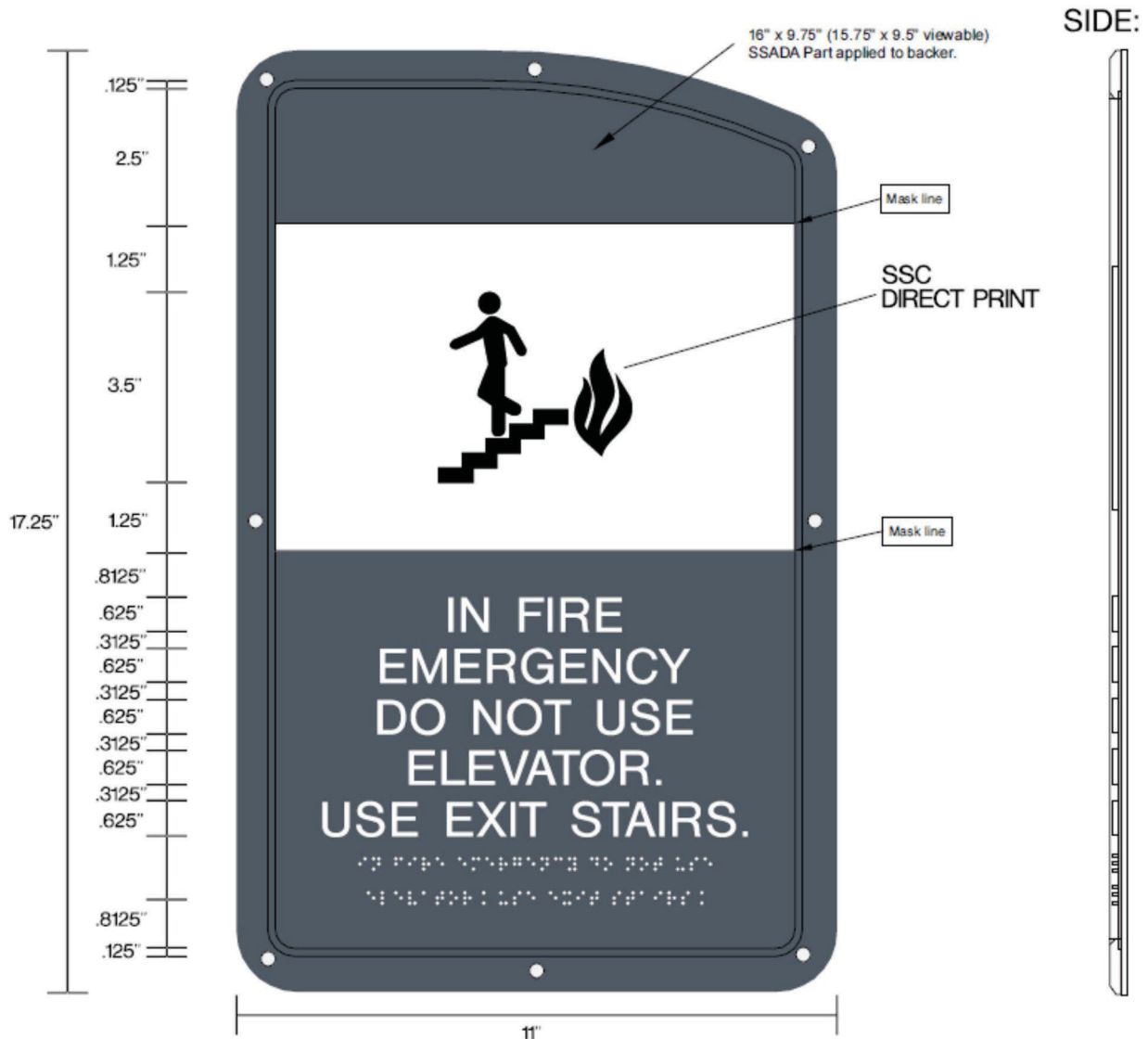
N07: 12.75" X 11" Sign with Subsurface Direct Print Helvetica Regular Copy and a Laser Printed Graphic Insert. Sign includes .060" Lexan Painted Backer and Spacers and 1/8" Lexan Painted Face/Frame with 0.042" Deep Bevel on all Edges. Screw mount signs must be installed with Tamper Resistant Pin Reject Hexalobular Internal Drive System Torx Screws; countersink all screws to allow the head of all screws to be recessed. All sign installations must also be reinforced with Silicone and sealed with Non-Pickable Caulk.



SIGN TYPE DRAWINGS

INTERIOR

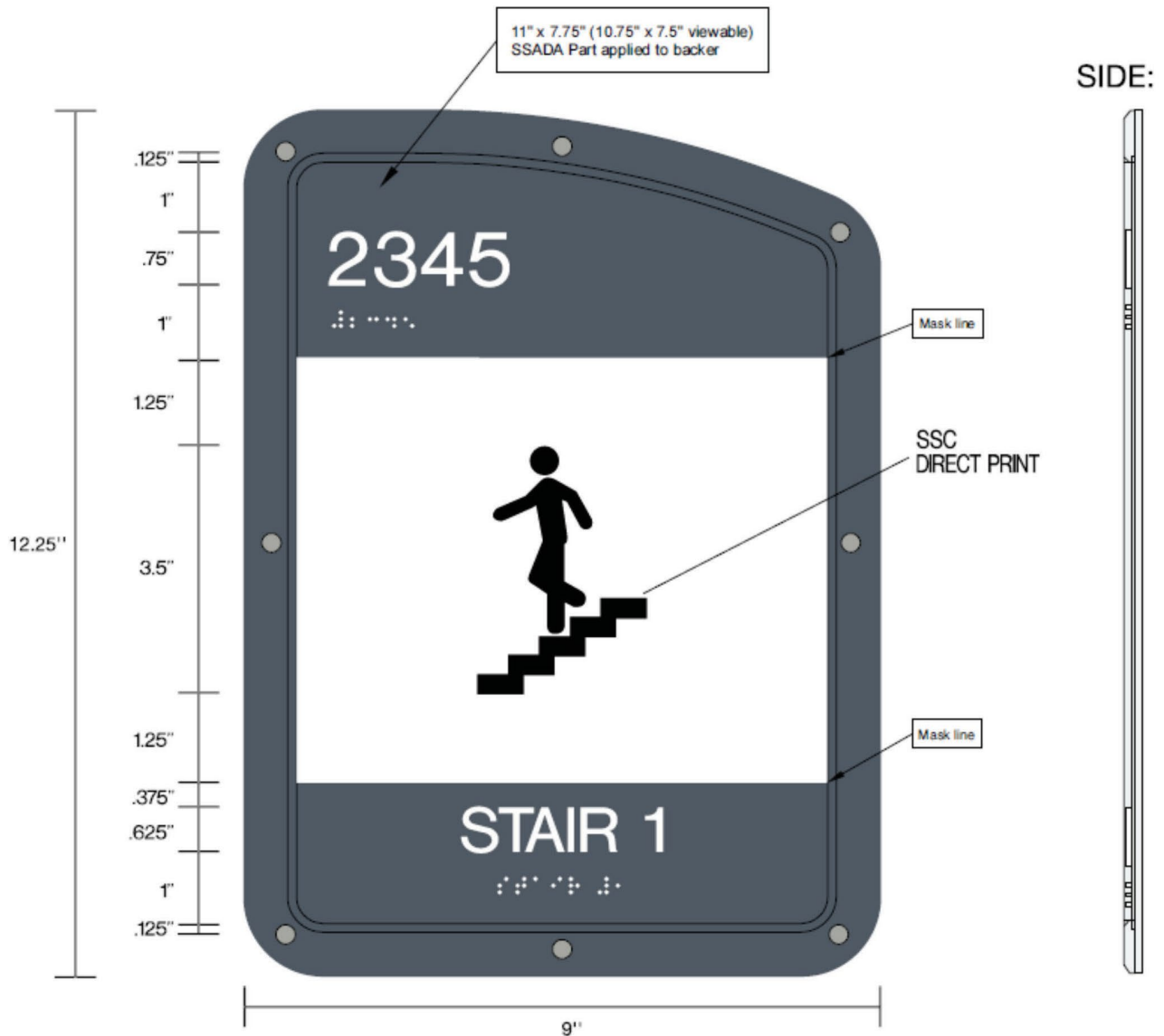
N08: 17.25" X 11" Sign with Subsurface ADA Helvetica Regular Copy and Subsurface Direct Print Graphic. Sign includes a .060" Lexan Painted Backer and 1/8" Lexan Painted Face/Frame with 0.042" Deep Bevel on all Edges. Mask and Paint Lines are included 2.625" from Top of Sign and 7.365" from Bottom of Sign (not including .63" sign border). Screw mount signs must be installed with Tamper Resistant Pin Reject Hexalobular Internal Drive System Torx Screws; countersink all screws to allow the head of all screws to be recessed. All sign installations must also be reinforced with Silicone and sealed with Non-Pickable Caulk.



SIGN TYPE DRAWINGS

INTERIOR

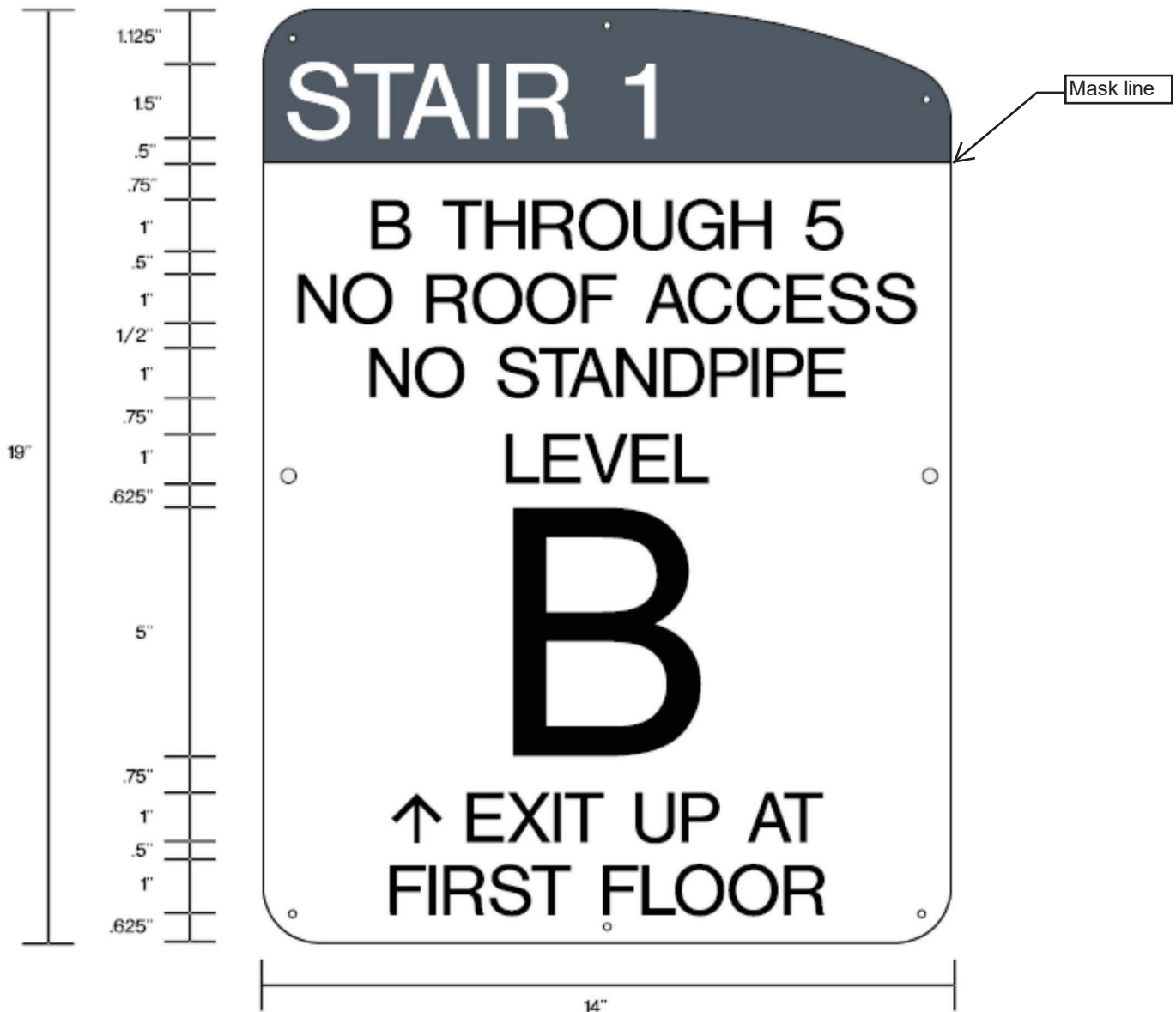
N09: 12.25" X 9" Sign with Subsurface ADA Helvetica Regular Copy and Subsurface Direct Print Graphic. Sign includes a .060" Lexan Painted Backer and 1/8" Lexan Painted Face/Frame with 0.042" Deep Bevel on all Edges. Mask and Paint Lines are included 2.875" from Top of Sign and 2.125" from Bottom of Sign (not including .63" sign border). Screw mount signs must be installed with Tamper Resistant Pin Reject Hexalobular Internal Drive System Torx Screws; countersink all screws to allow the head of all screws to be recessed. All sign installations must also be reinforced with Silicone and sealed with Non-Pickable Caulk.



SIGN TYPE DRAWINGS

INTERIOR

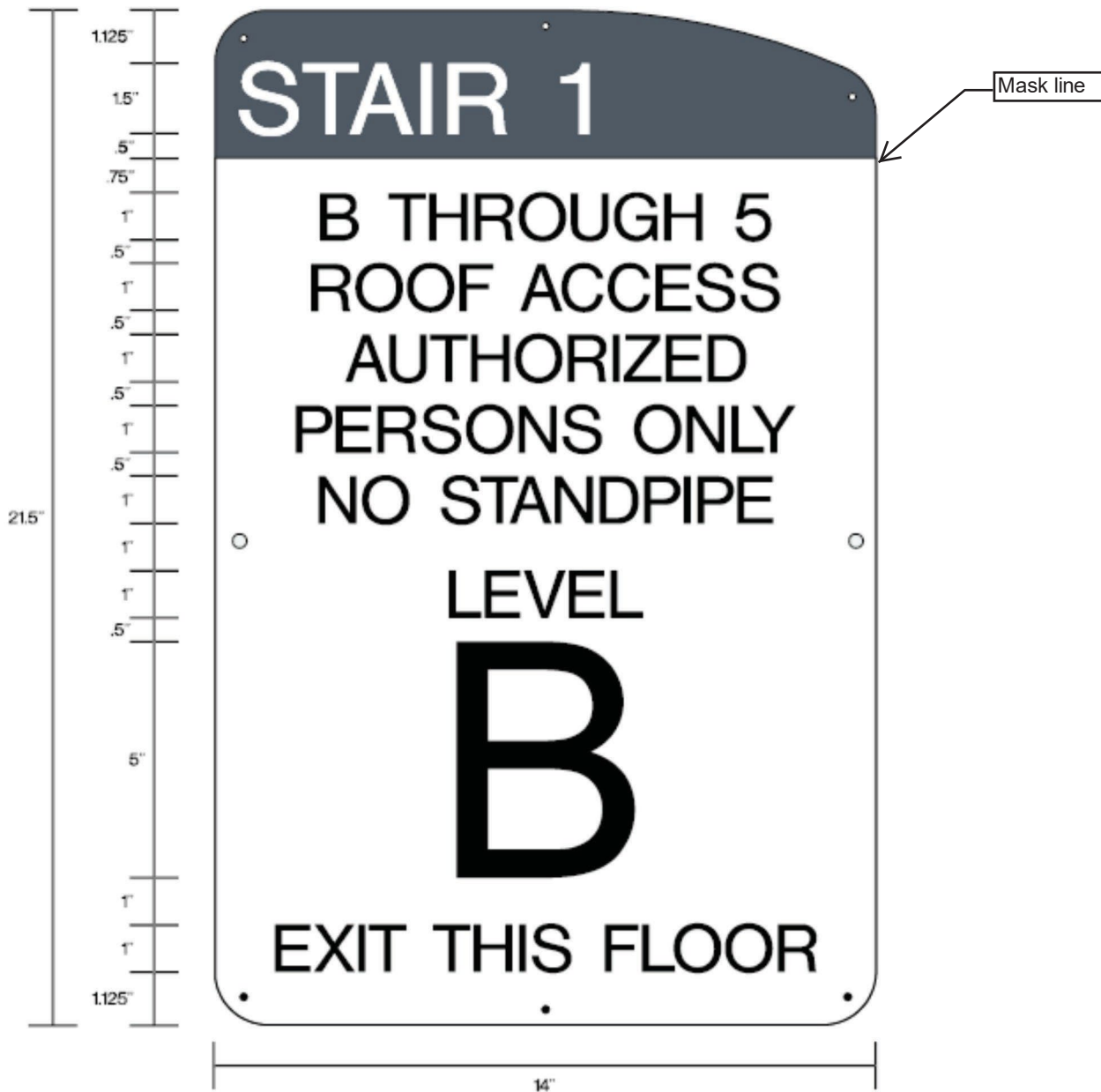
N10B: 19" X 14" Sign with Subsurface Direct Print Helvetica Regular Copy. Sign is made of Painted 1/8" Lexan with 0.042" Deep Bevel on all Edges. A Mask and Paint Line is included 3.125" from Top of Sign. Screw mount signs must be installed with Tamper Resistant Pin Reject Hexalobular Internal Drive System Torx Screws; countersink all screws to allow the head of all screws to be recessed. All sign installations must also be reinforced with Silicone and sealed with Non-Pickable Caulk.



SIGN TYPE DRAWINGS

INTERIOR

N10B-1: 21.5" X 14" Sign with Subsurface Direct Print Helvetica Regular Copy. Sign is made of Painted 1/8" Lexan with 0.042" Deep Bevel on all Edges. A Mask and Paint Line is included 3.125" from Top of Sign. Screw mount signs must be installed with Tamper Resistant Pin Reject Hexalobular Internal Drive System Torx Screws; countersink all screws to allow the head of all screws to be recessed. All sign installations must also be reinforced with Silicone and sealed with Non-Pickable Caulk.



The diagram shows a rectangular sign with a dark blue header and a white body. The header contains the text "STAIR 1" in white. The body contains the text "B THROUGH 5", "ROOF ACCESS", "AUTHORIZED", "PERSONS ONLY", "NO STANDPIPE", "LEVEL", "B", and "↑ EXIT UP AT FIRST FLOOR" in black. The sign has four mounting holes, one in each corner. A vertical dimension line on the left indicates a total height of 22.5 inches, with individual segment measurements of 1.125", 1.5", .5", .75", 1", .5", 1", .5", 1", .5", 1", .5", 1", .5", 5", 1", 1", .5", 1", and .625". A horizontal dimension line at the bottom indicates a width of 14 inches. A callout box labeled "Mask line" points to the top right corner of the sign.

1.125"

1.5"

.5"

.75"

1"

.5"

1"

.5"

1"

.5"

1"

.5"

1"

.5"

5"

1"

1"

.5"

1"

.625"

22.5"

14"

Mask line

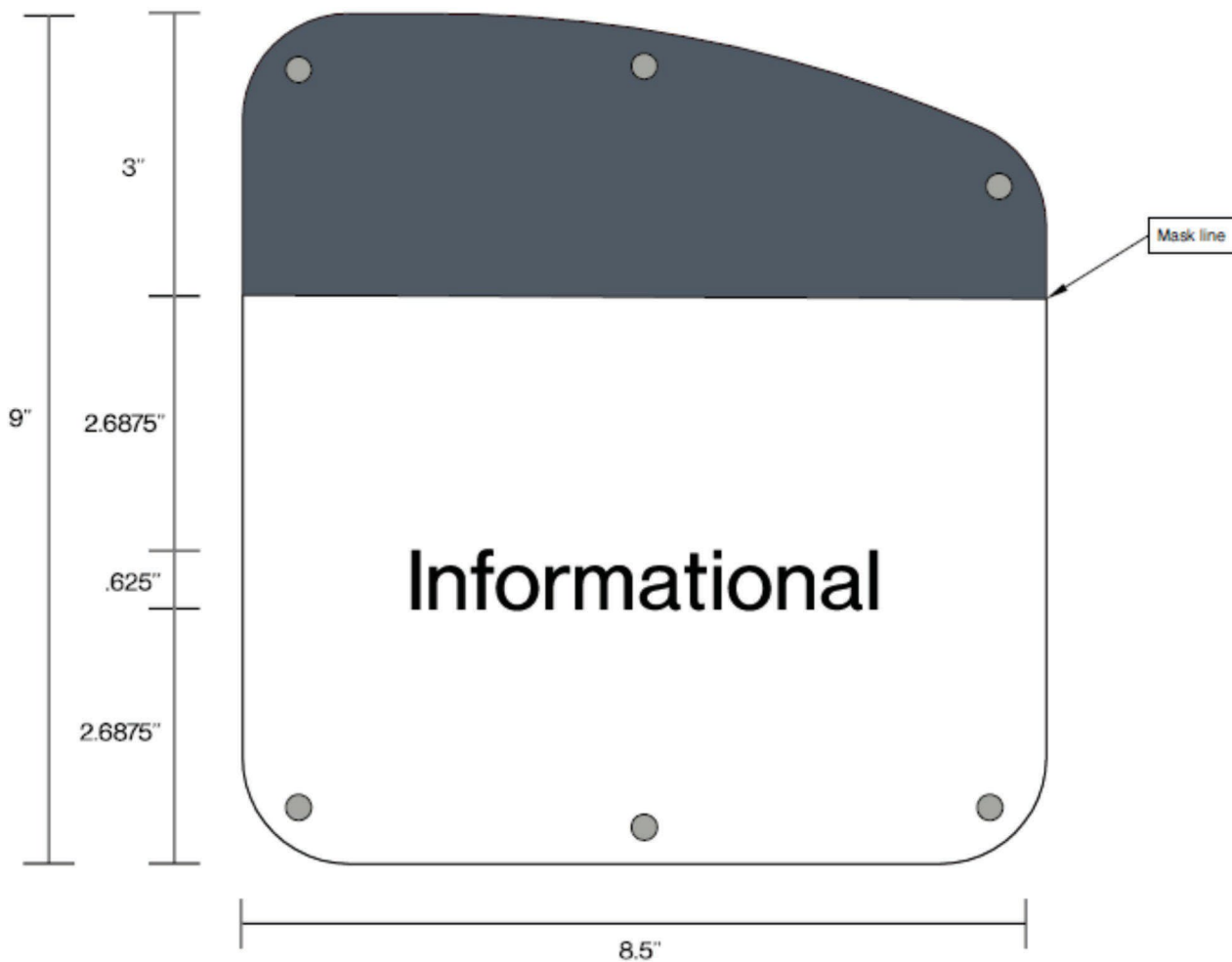
STAIR 1

**B THROUGH 5
ROOF ACCESS
AUTHORIZED
PERSONS ONLY
NO STANDPIPE
LEVEL
B
↑ EXIT UP AT
FIRST FLOOR**

SIGN TYPE DRAWINGS

INTERIOR

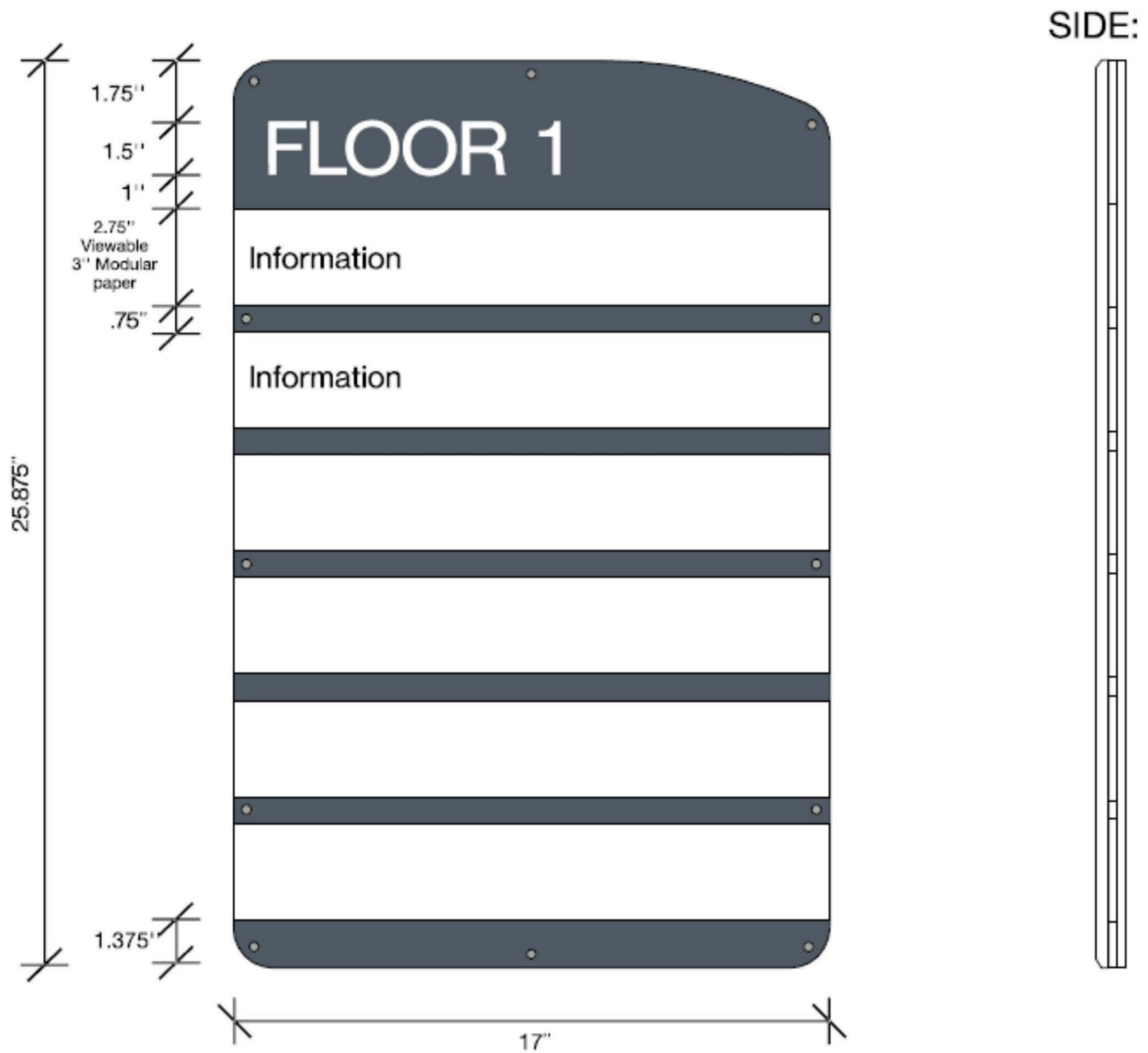
N11A: 9" X 8.5" Sign with Subsurface Direct Print Helvetica Regular Copy. Sign is made of Painted 1/8" Lexan with 0.042" Deep Bevel on all Edges. A Mask and Paint Line is included 3" from Top of Sign. Screw mount signs must be installed with Tamper Resistant Pin Reject Hexalobular Internal Drive System Torx Screws; countersink all screws to allow the head of all screws to be recessed. All sign installations must also be reinforced with Silicone and sealed with Non-Pickable Caulk.



SIGN TYPE DRAWINGS

INTERIOR

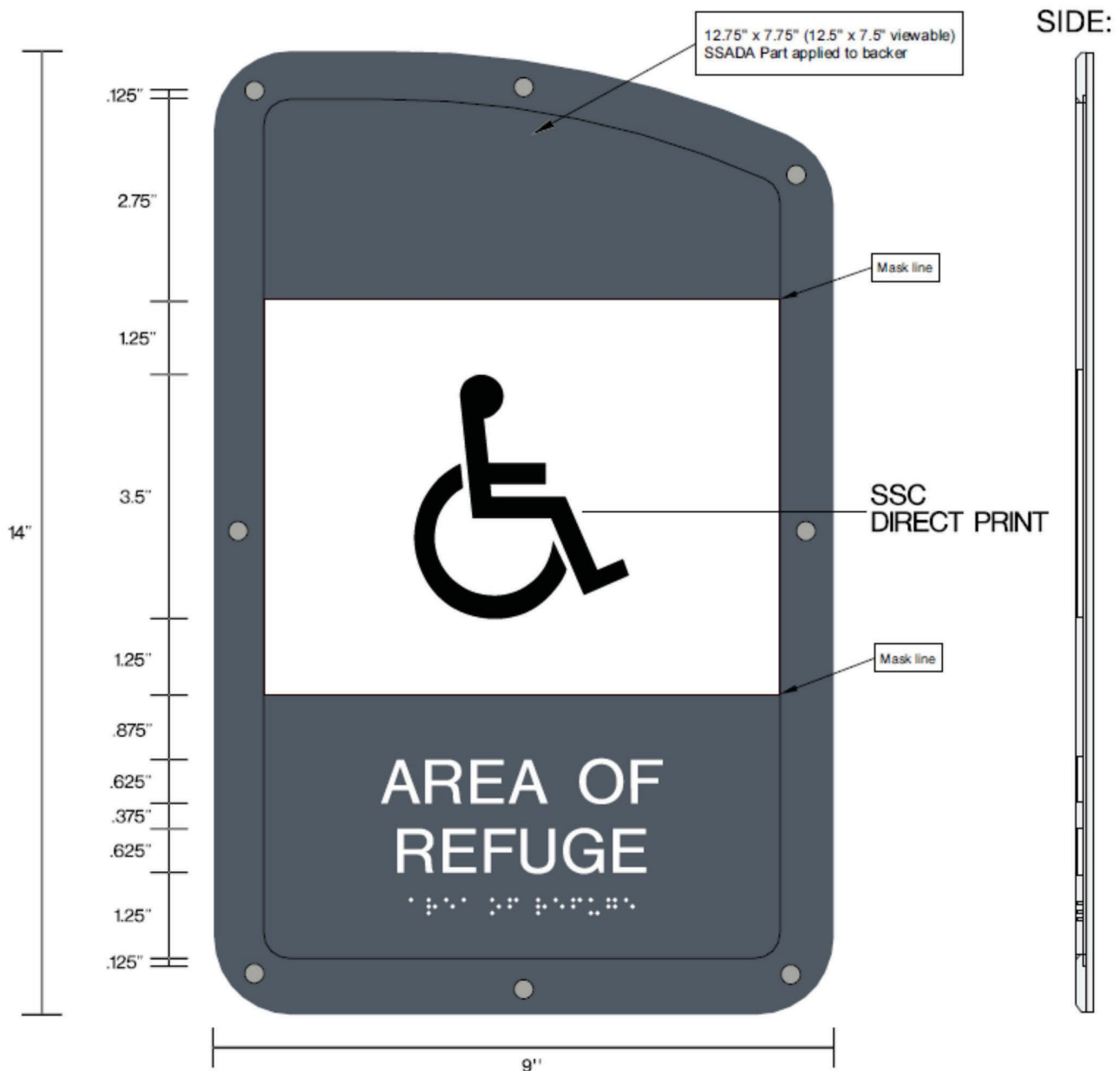
N12A: 25.875" X 17" Sign with Subsurface Direct Print and Laser Printed Inserts with Helvetica Regular Copy. Sign has .060" Lexan Painted Backer and Spacers and 1/8" Lexan Painted Face/Frame with 0.042" Deep Bevel on all Edges. Screw mount signs must be installed with Tamper Resistant Pin Reject Hexalobular Internal Drive System Torx Screws; countersink all screws to allow the head of all screws to be recessed. All sign installations must also be reinforced with Silicone and sealed with Non-Pickable Caulk.



SIGN TYPE DRAWINGS

INTERIOR

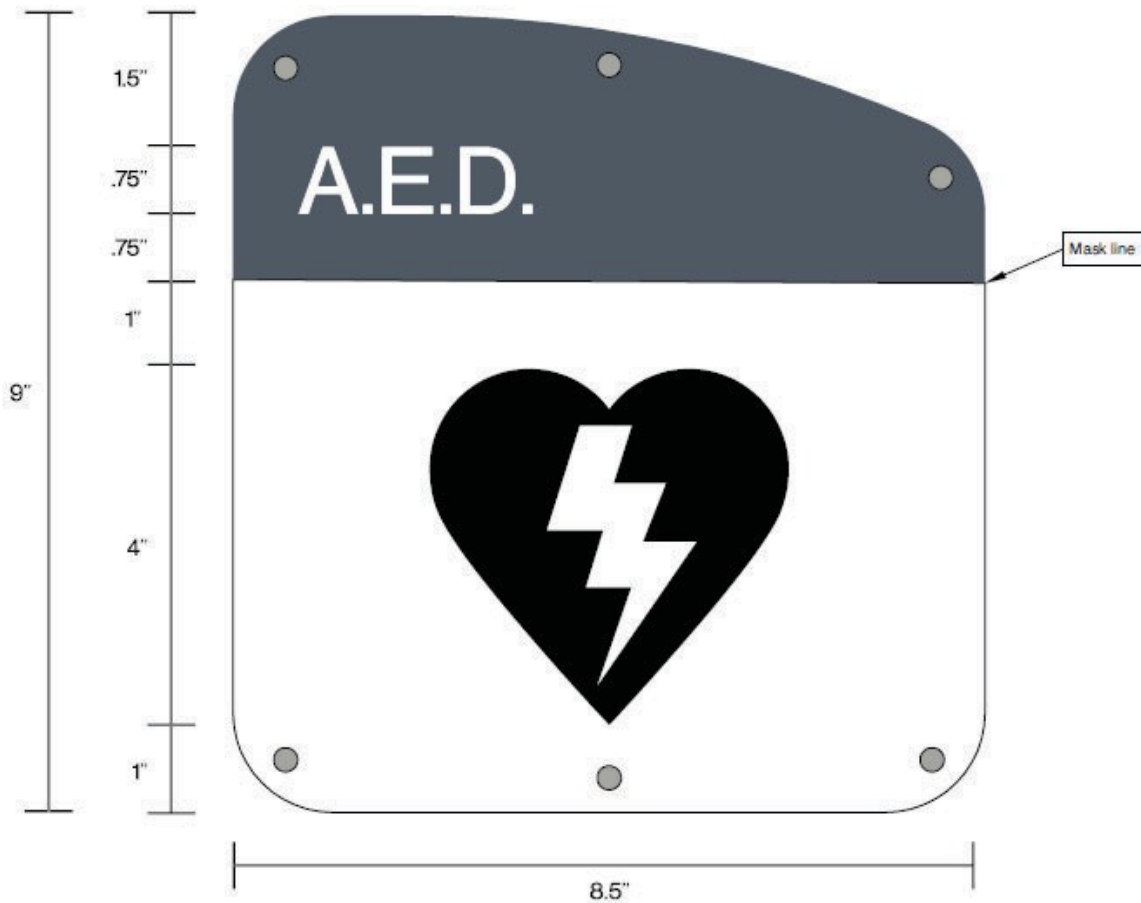
N13: 14" X 9" Sign with Subsurface ADA Helvetica Regular Copy and Subsurface Direct Print Graphic. Sign has .060" Lexan Painted Backer and 1/8" Lexan Painted Face/Frame with 0.042" Deep Bevel on all Edges. Mask and Paint Lines are included 2.875" from Top of Sign and 3.875" from Bottom of Sign (not including .63" sign border). Screw mount signs must be installed with Tamper Resistant Pin Reject Hexalobular Internal Drive System Torx Screws; countersink all screws to allow the head of all screws to be recessed. All sign installations must also be reinforced with Silicone and sealed with Non-Pickable Caulk.



SIGN TYPE DRAWINGS

INTERIOR

N14: 9" X 8.5" Sign with Subsurface Direct Print Helvetica Regular Copy and Graphics. Sign is made of Painted 1/8" Lexan with 0.042" Deep Bevel on all Edges. A Mask and Paint Line is included 3" from Top of Sign. Screw mount signs must be installed with Tamper Resistant Pin Reject Hexalobular Internal Drive System Torx Screws; countersink all screws to allow the head of all screws to be recessed. All sign installations must also be reinforced with Silicone and sealed with Non-Pickable Caulk.





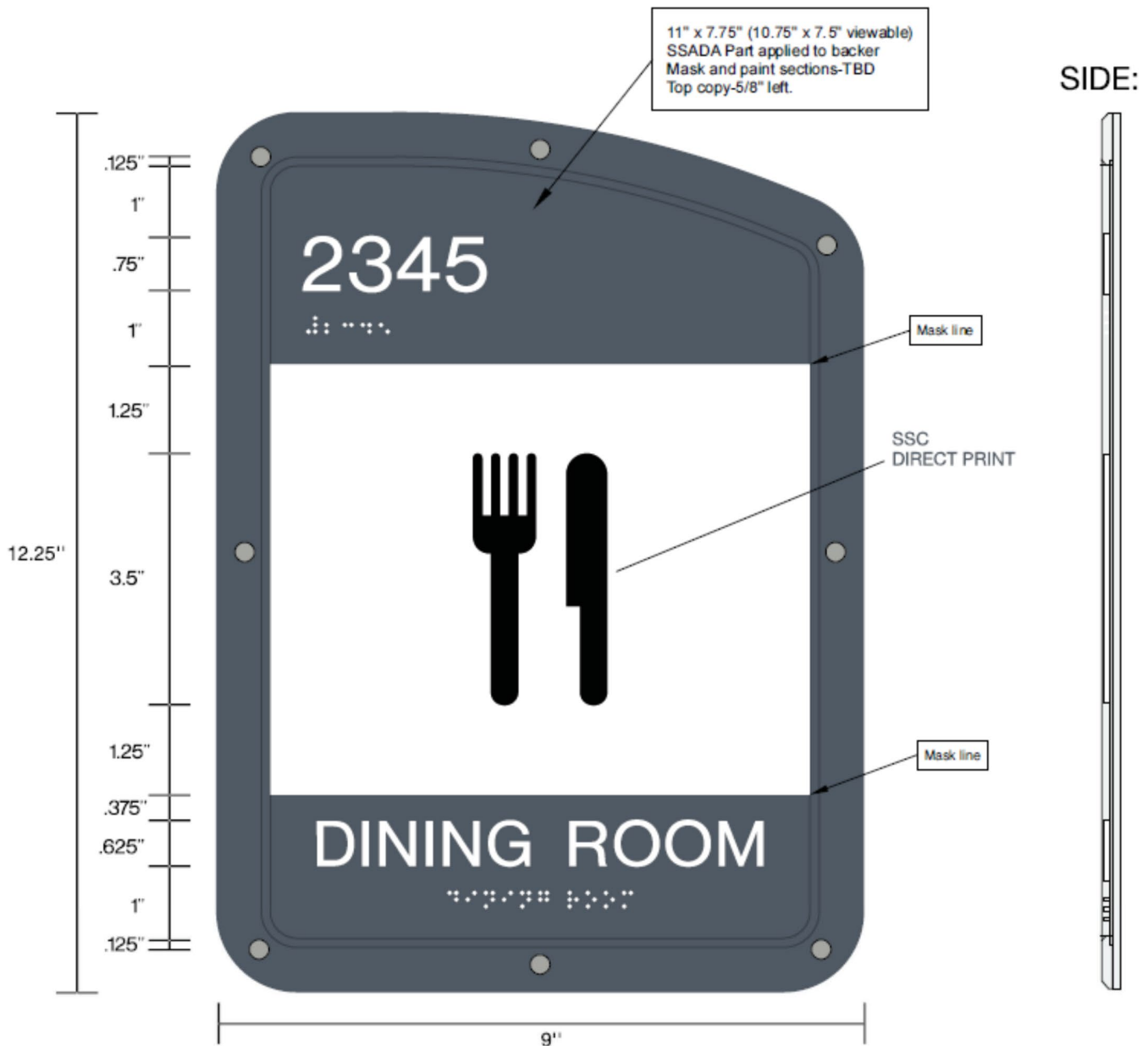
NEW YORK
STATE OF
OPPORTUNITY.

DASNY

SIGN TYPE DRAWINGS

INTERIOR

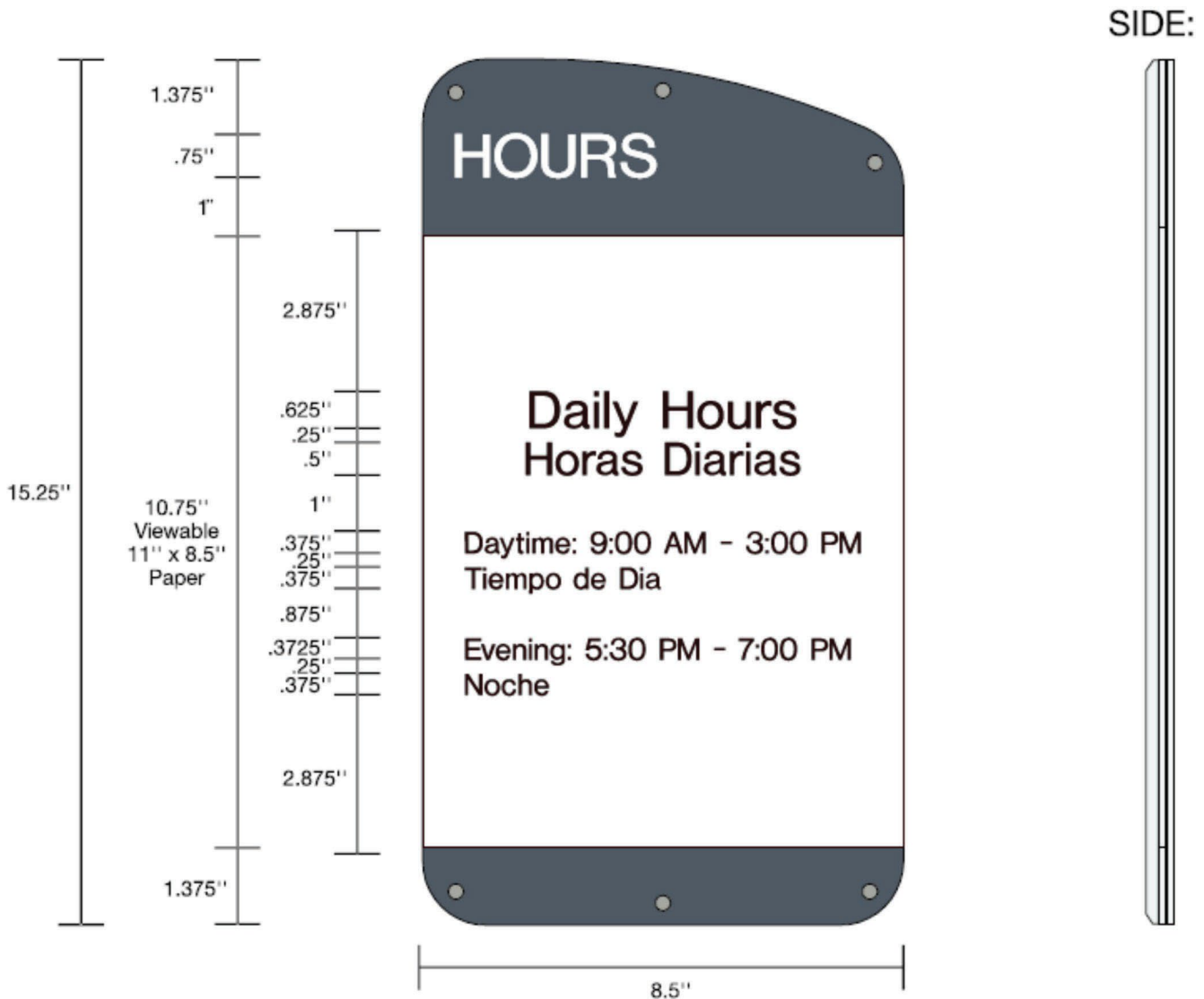
N16: 12.25" X 9" Sign with Subsurface ADA Helvetica Regular Copy and Subsurface Direct Print Graphic. Sign has .060" Lexan Painted Backer and 1/8" Lexan Painted Face/Frame with 0.042" Deep Bevel on all Edges. Mask and Paint Lines are included 2.875" from Top of Sign and 2.125" from Bottom of Sign (not including .63" sign border). Screw mount signs must be installed with Tamper Resistant Pin Reject Hexalobular Internal Drive System Torx Screws; countersink all screws to allow the head of all screws to be recessed. All sign installations must also be reinforced with Silicone and sealed with Non-Pickable Caulk.



SIGN TYPE DRAWINGS

INTERIOR

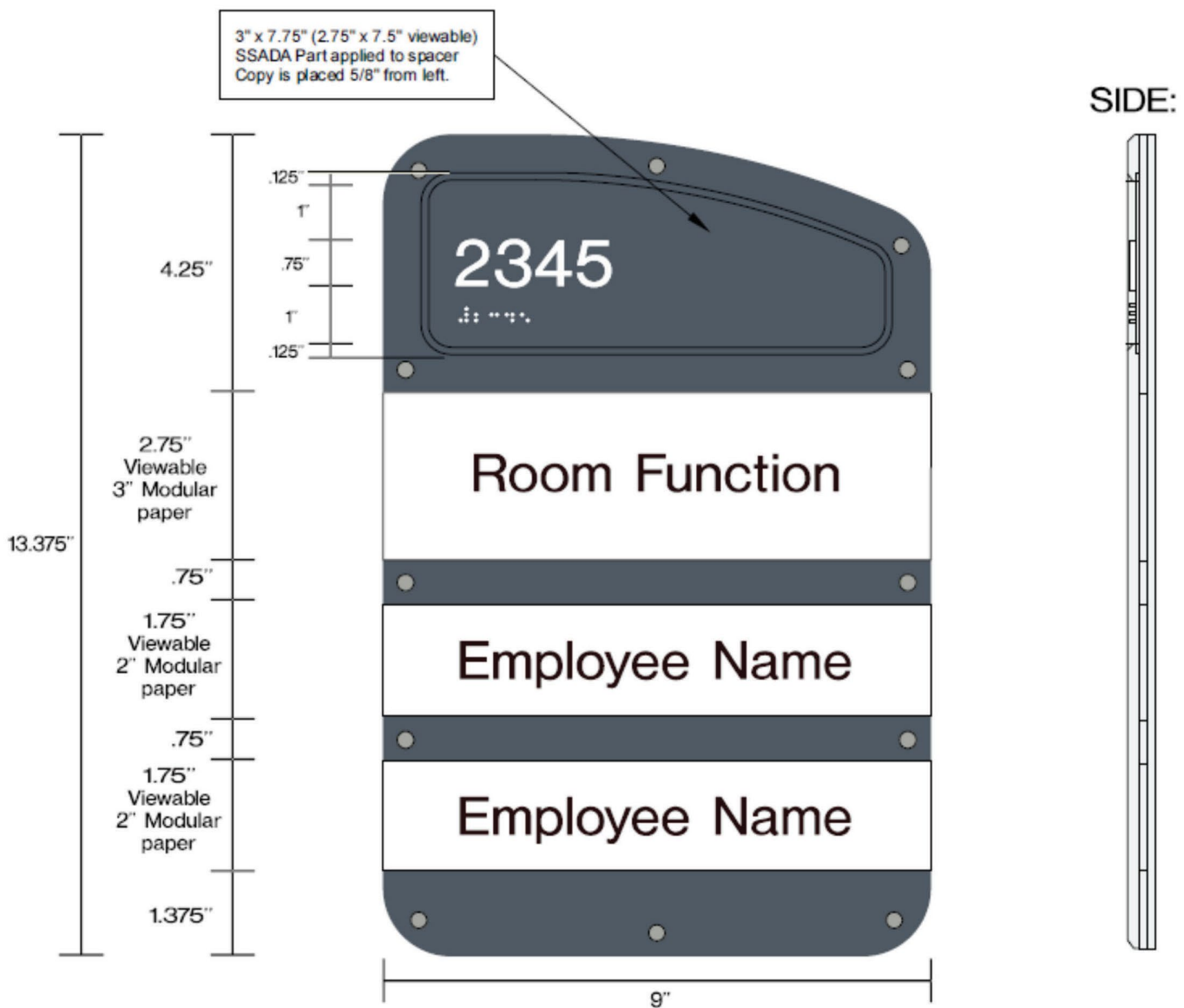
N17A: 15.25" X 8.5" Sign with Subsurface Direct Print and Laser Printed Insert with Helvetica Regular Copy. Sign has .060" Lexan Painted Backer and Spacers, and 1/8" Lexan Painted Face/Frame with 0.042" Deep Bevel on all Edges. Screw mount signs must be installed with Tamper Resistant Pin Reject Hexalobular Internal Drive System Torx Screws; countersink all screws to allow the head of all screws to be recessed. All sign installations must also be reinforced with Silicone and sealed with Non-Pickable Caulk.



SIGN TYPE DRAWINGS

INTERIOR

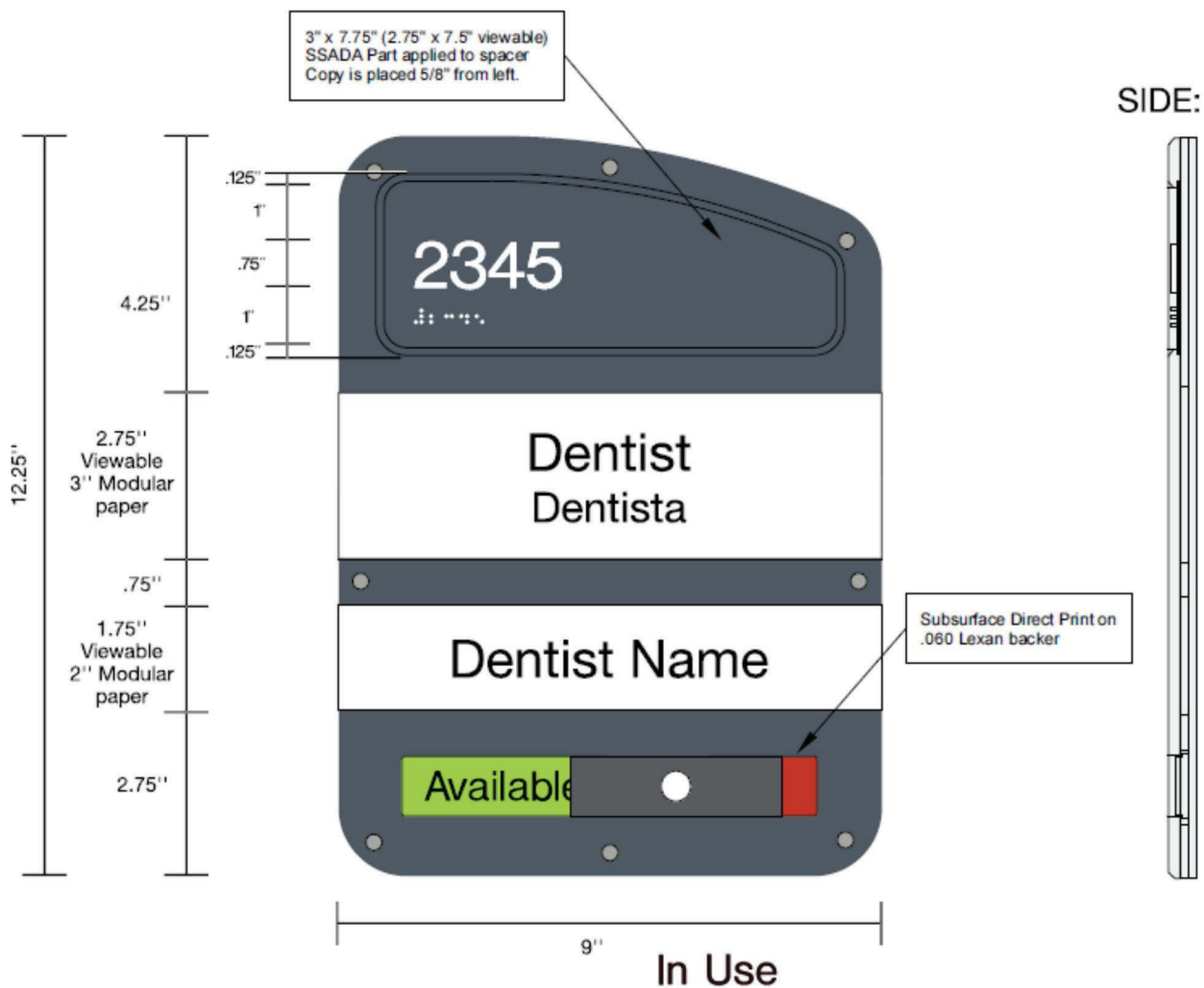
N18: 13.375" X 9" Sign with Subsurface ADA and Laser Printed Inserts with Helvetica Regular Copy. Sign has .060" Lexan Painted Backer and Spacers, and 1/8" Lexan Painted Face/Frame with 0.042" Deep Bevel on all Edges. Screw mount signs must be installed with Tamper Resistant Pin Reject Hexalobular Internal Drive System Torx Screws; countersink all screws to allow the head of all screws to be recessed. All sign installations must also be reinforced with Silicone and sealed with Non-Pickable Caulk.



SIGN TYPE DRAWINGS

INTERIOR

N19: 12.25" X 9" Sign with Subsurface ADA Helvetica Regular Copy and a Laser Printed Inserts. Sign includes .060" Lexan Painted Backer and Spacers and 1/8" Lexan Painted Face/Frame with 0.042" Deep Bevel on all Edges. The Slider is 1/8" Acrylic routed in the Tab. Screw mount signs must be installed with Tamper Resistant Pin Reject Hexalobular Internal Drive System Torx Screws; countersink all screws to allow the head of all screws to be recessed. All sign installations must also be reinforced with Silicone and sealed with Non-Pickable Caulk.

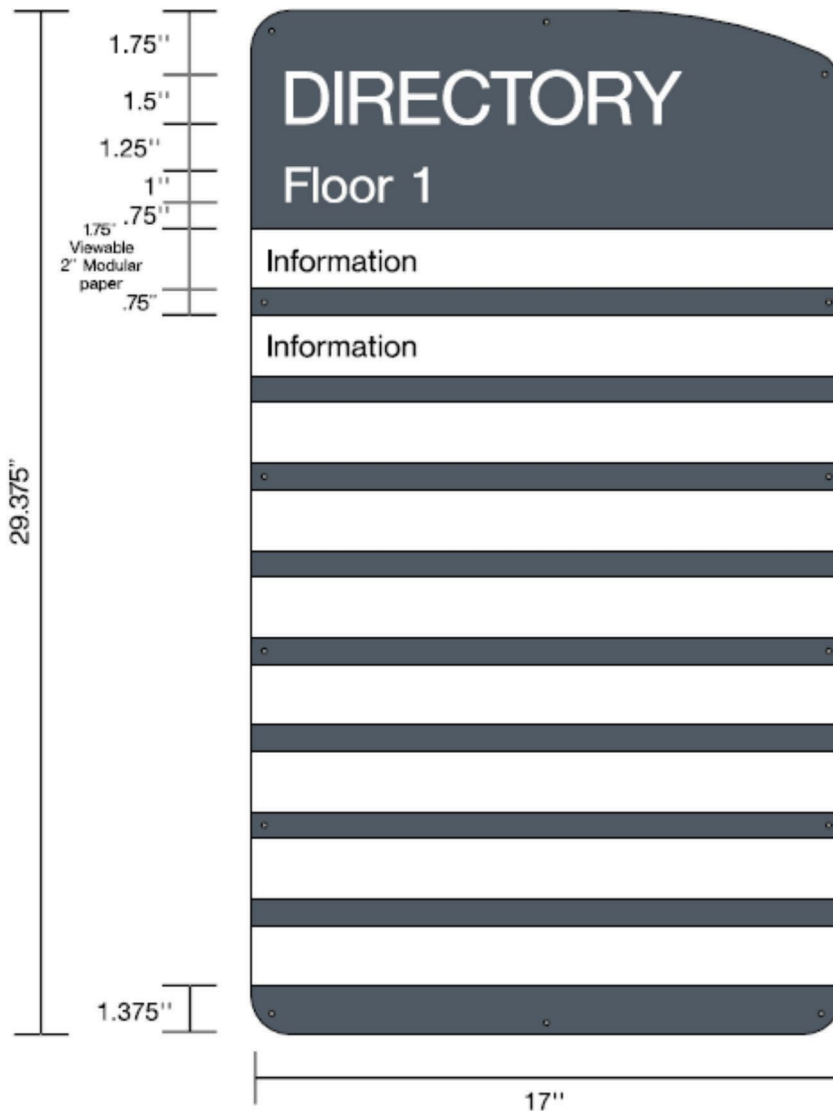


SIGN TYPE DRAWINGS

INTERIOR

N20: 29.375" X 17" Sign with Subsurface Direct Print and Laser Printed Inserts with Helvetica Regular Copy. Sign has .060" Lexan Painted Backer and Spacers and 1/8" Lexan Painted Face/Frame with 0.042" Deep Bevel on all Edges. Screw mount signs must be installed with Tamper Resistant Pin Reject Hexalobular Internal Drive System Torx Screws; countersink all screws to allow the head of all screws to be recessed. All sign installations must also be reinforced with Silicone and sealed with Non-Pickable Caulk.

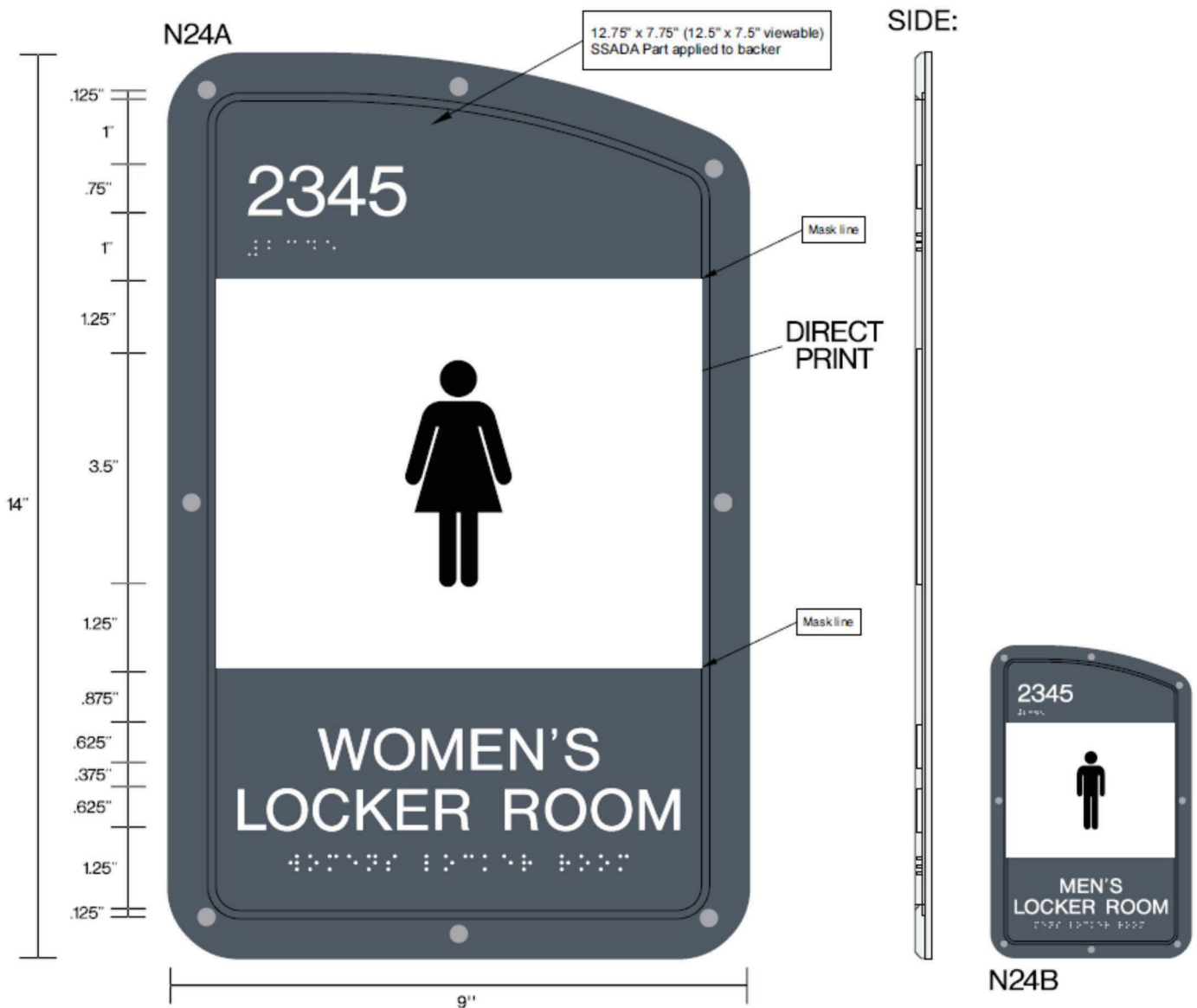
SIDE:



SIGN TYPE DRAWINGS

INTERIOR

N24A/N24B: 14" X 9" Sign with Subsurface ADA Helvetica Regular Copy and Subsurface Direct Print Graphic. Sign has a .060 Lexan Painted Backer and 1/8" Lexan Painted Face/Frame with 0.042" Deep Bevel on all Edges. Mask and Paint Lines are included 2.875" from Top of Sign and 3.875" from Bottom of Sign (not including .63" sign border). Screw mount signs must be installed with Tamper Resistant Pin Reject Hexalobular Internal Drive System Torx Screws; countersink all screws to allow the head of all screws to be recessed. All sign installations must also be reinforced with Silicone and sealed with Non-Pickable Caulk.



Technical drawing of a directory sign. The front view shows a sign with a dark blue background and white text. The sign is divided into sections for each floor, with a 'Floor 1' section at the top, followed by 'Information' sections, and then 'Floor 2', 'Floor 3', 'Floor 4', and 'Floor 5' sections. The sign has a total height of 28.875" and a width of 17". The side view shows the sign's profile, which is 1.75" thick. The sign is made of Viewable 2" Modular paper.

Front View Dimensions:

- Total Height: 28.875"
- Section Heights (from top to bottom):
 - 1.75"
 - 1.5"
 - 1.25"
 - 1"
 - .75"
 - .75"
 - .75"
 - 1"
 - .75"
 - .75"
 - 1"
 - .75"
 - .75"
 - 1"
 - .75"
 - .75"
 - 1"
 - .75"
 - 1.375"
- Width: 17"

Side View Dimensions:

- Thickness: 1.75"

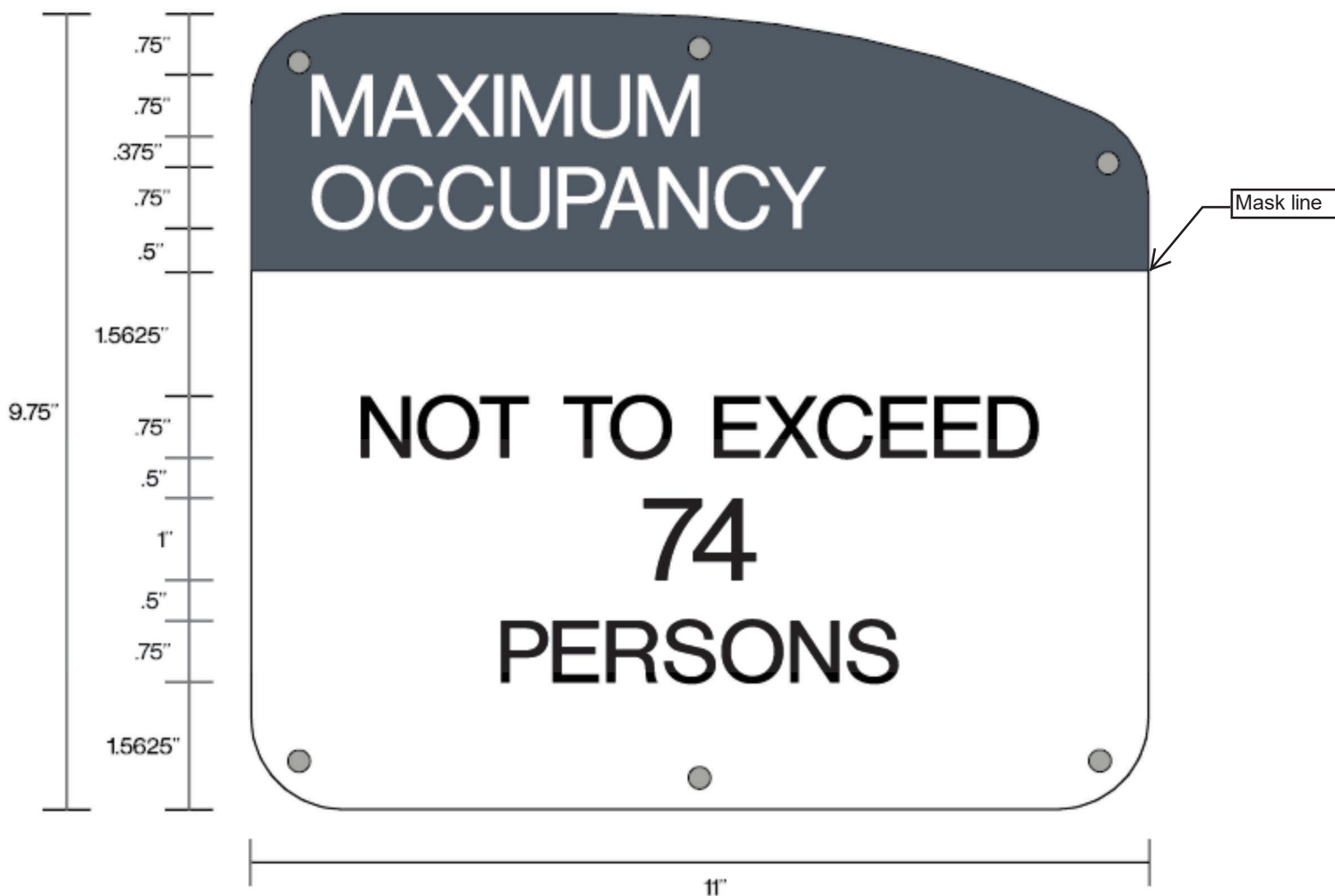
Sign Content:

- DIRECTORY**
- Floor 1**
- Information
- Floor 2**
- Information
- Floor 3**
- Information
- Floor 4**
- Information
- Floor 5**
- Information

SIGN TYPE DRAWINGS

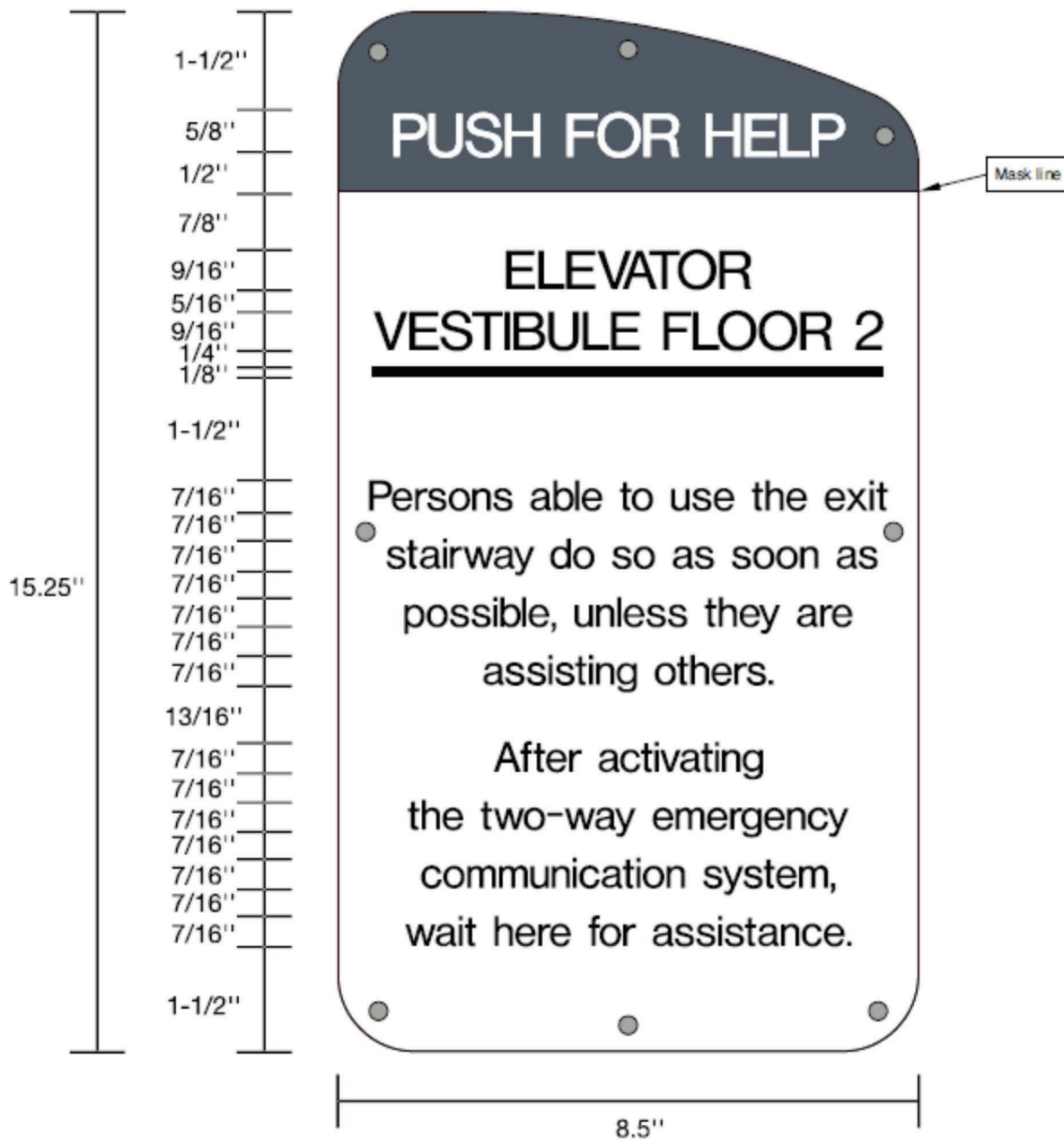
INTERIOR

N28: 9.75" X 11" Sign with Subsurface Direct Print Helvetica Regular Copy. Sign is made of 1/8" Painted Lexan with 0.042" Deep Bevel on all Edges. A Mask and Paint Line is included 3.125" from Top of Sign. Screw mount signs must be installed with Tamper Resistant Pin Reject Hexalobular Internal Drive System Torx Screws; countersink all screws to allow the head of all screws to be recessed. All sign installations must also be reinforced with Silicone and sealed with Non-Pickable Caulk.





DASNY





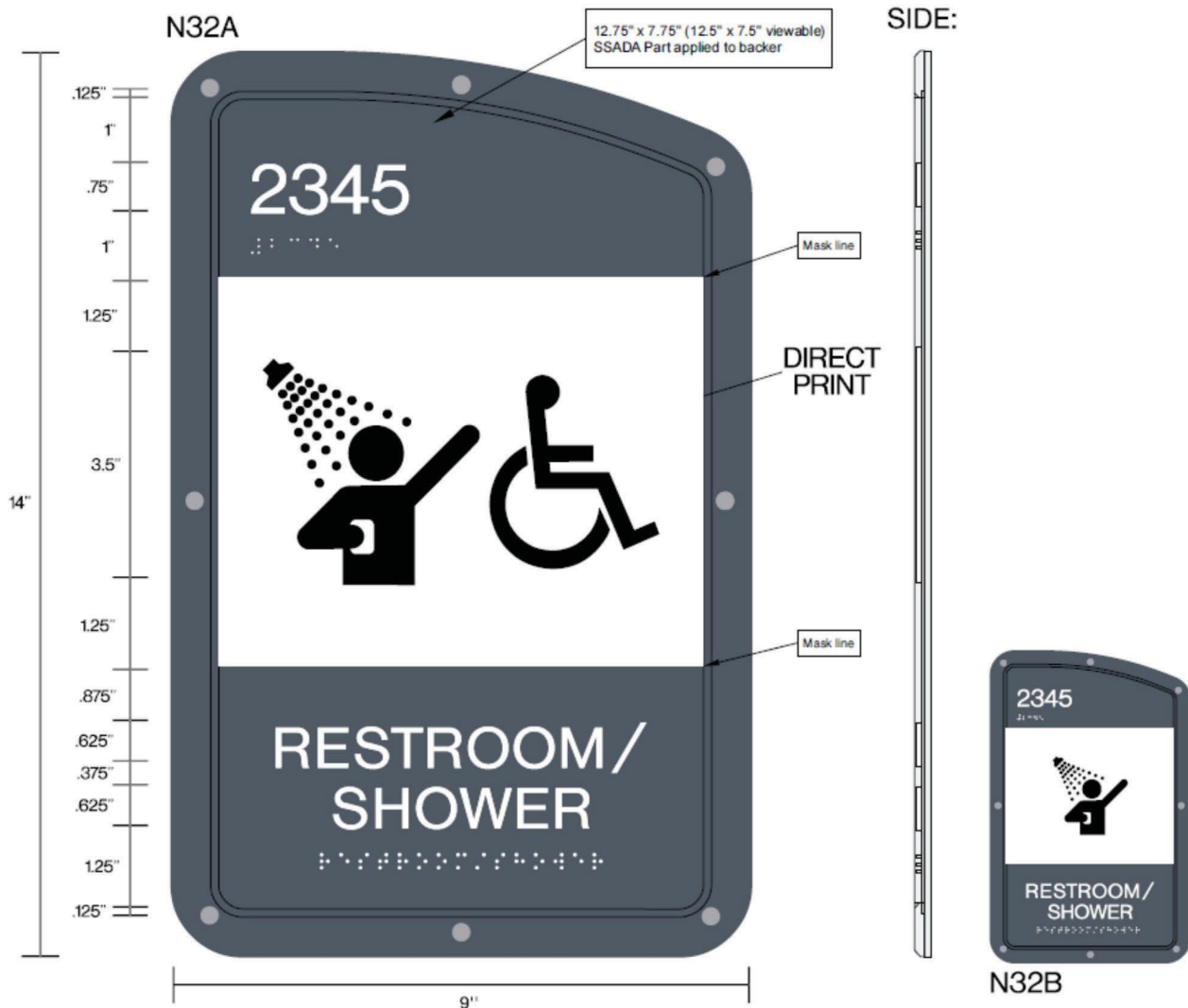
NEW YORK
STATE OF
OPPORTUNITY.

DASNY

SIGN TYPE DRAWINGS

INTERIOR

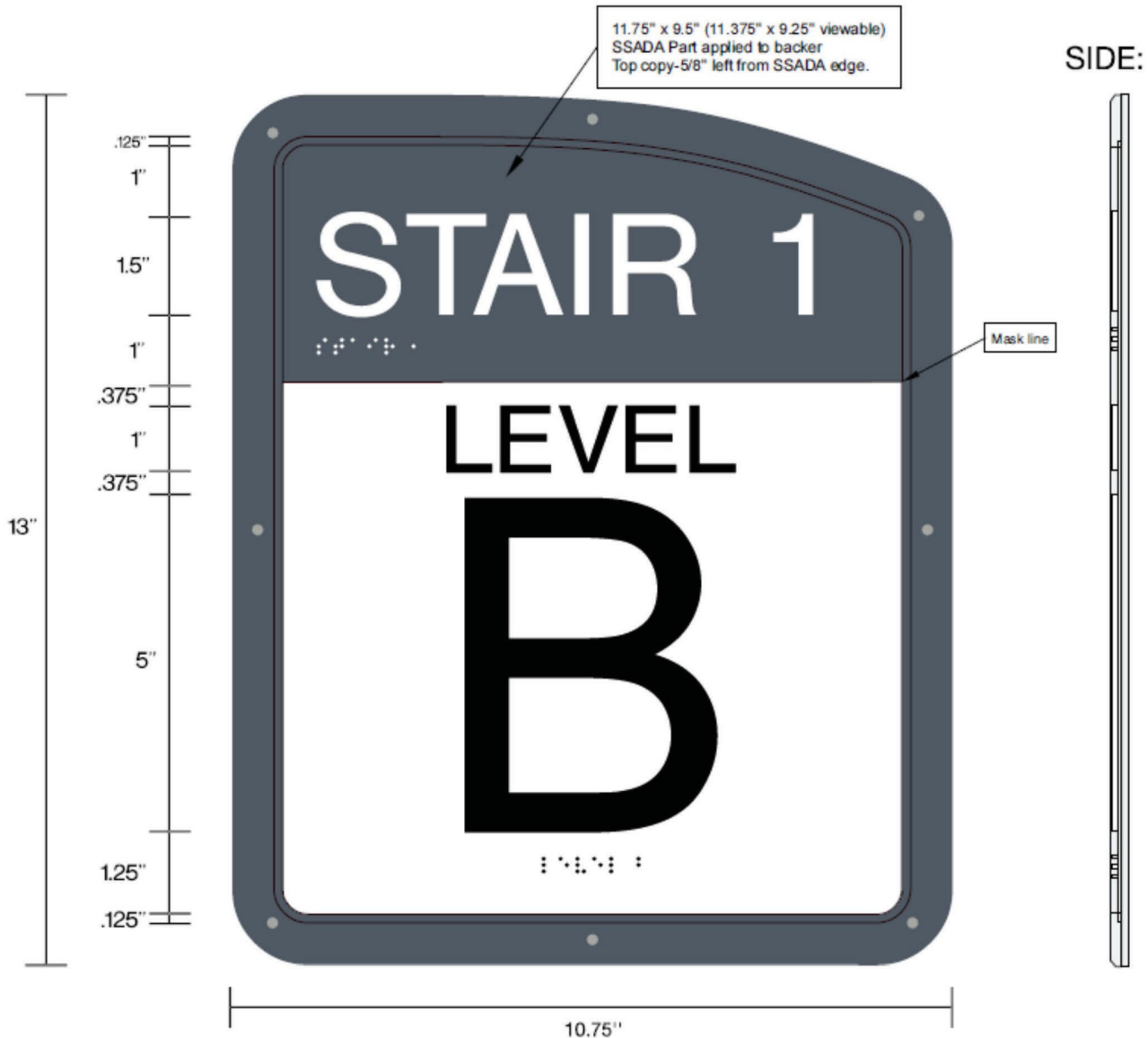
N32A/N32B: 14" X 9" Sign with Subsurface ADA Helvetica Regular Copy and Subsurface Direct Print Graphic. Sign has a .060 Lexan Painted Backer and 1/8" Lexan Painted Face/Frame with 0.042" Deep Bevel on all Edges. Mask and Paint Lines are included 2.875" from Top of Sign and 3.875" from Bottom of Sign (not including .63" sign border). Screw mount signs must be installed with Tamper Resistant Pin Reject Hexalobular Internal Drive System Torx Screws; countersink all screws to allow the head of all screws to be recessed. All sign installations must also be reinforced with Silicone and sealed with Non-Pickable Caulk.



SIGN TYPE DRAWINGS

INTERIOR

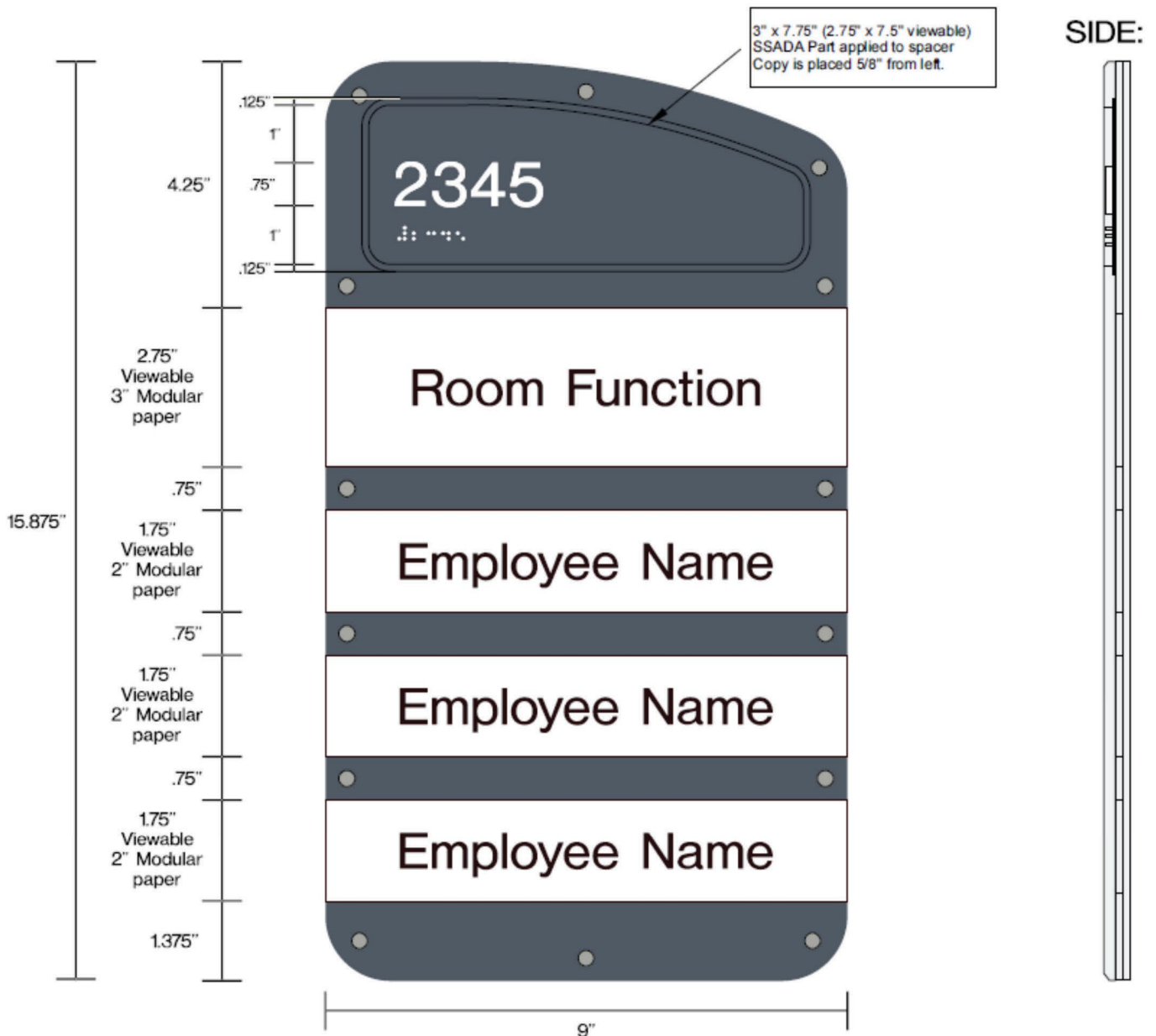
N34: 13" X 10.75" Sign with Subsurface ADA Helvetica Regular Copy. Sign has a .060 Lexan Painted Backer and 1/8" Lexan Painted Face/Frame with 0.042" Deep Bevel on all Edges. A Mask and Paint Line is included 3.625" from Top of Sign. (not including .63" sign border). Screw mount signs must be installed with Tamper Resistant Pin Reject Hexalobular Internal Drive System Torx Screws; countersink all screws to allow the head of all screws to be recessed. All sign installations must also be reinforced with Silicone and sealed with Non-Pickable Caulk.



SIGN TYPE DRAWINGS

INTERIOR

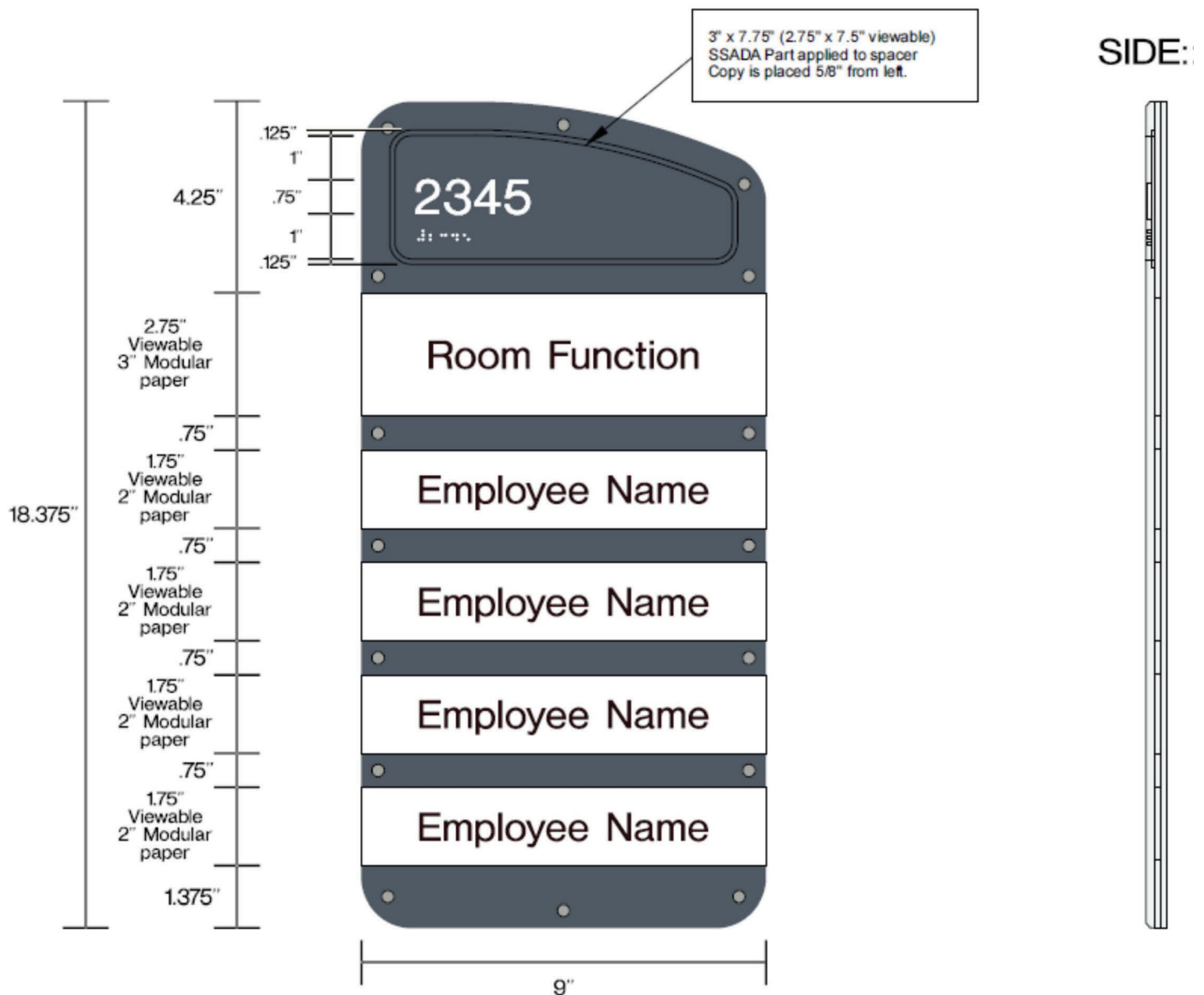
N35: 15.875" X 9" Sign with Subsurface ADA and Laser Printed Inserts with Helvetica Regular Copy. Sign has .060" Lexan Painted Backer and Spacers, and 1/8" Lexan Painted Face/Frame with 0.042" Deep Bevel on all Edges. Screw mount signs must be installed with Tamper Resistant Pin Reject Hexalobular Internal Drive System Torx Screws; countersink all screws to allow the head of all screws to be recessed. All sign installations must also be reinforced with Silicone and sealed with Non-Pickable Caulk.



SIGN TYPE DRAWINGS

INTERIOR

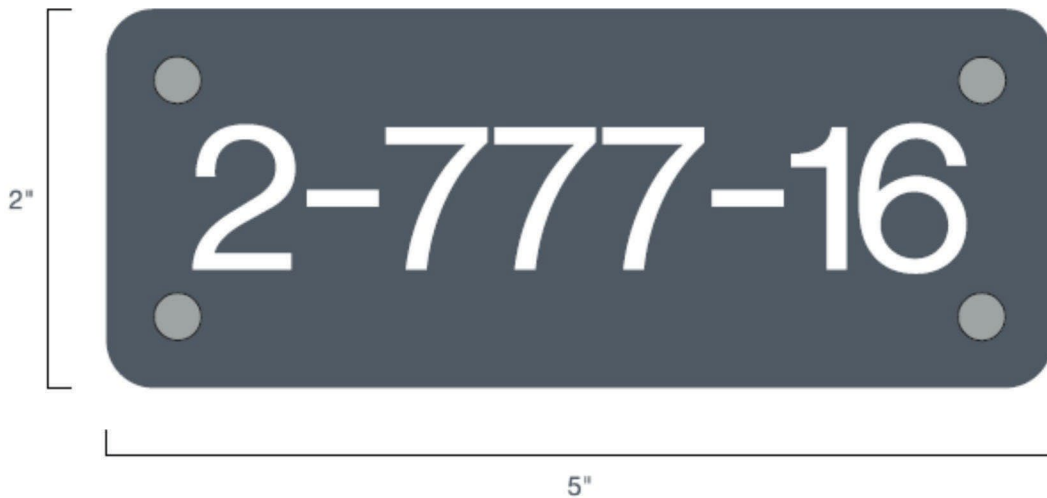
N36: 18.375" X 9" Sign with Subsurface ADA and Laser Printed Inserts with Helvetica Regular Copy. Sign has .060" Lexan Painted Backer and Spacers, and 1/8" Lexan Painted Face/Frame with 0.042" Deep Bevel on all Edges. Screw mount signs must be installed with Tamper Resistant Pin Reject Hexalobular Internal Drive System Torx Screws; countersink all screws to allow the head of all screws to be recessed. All sign installations must also be reinforced with Silicone and sealed with Non-Pickable Caulk.



SIGN TYPE DRAWINGS

INTERIOR

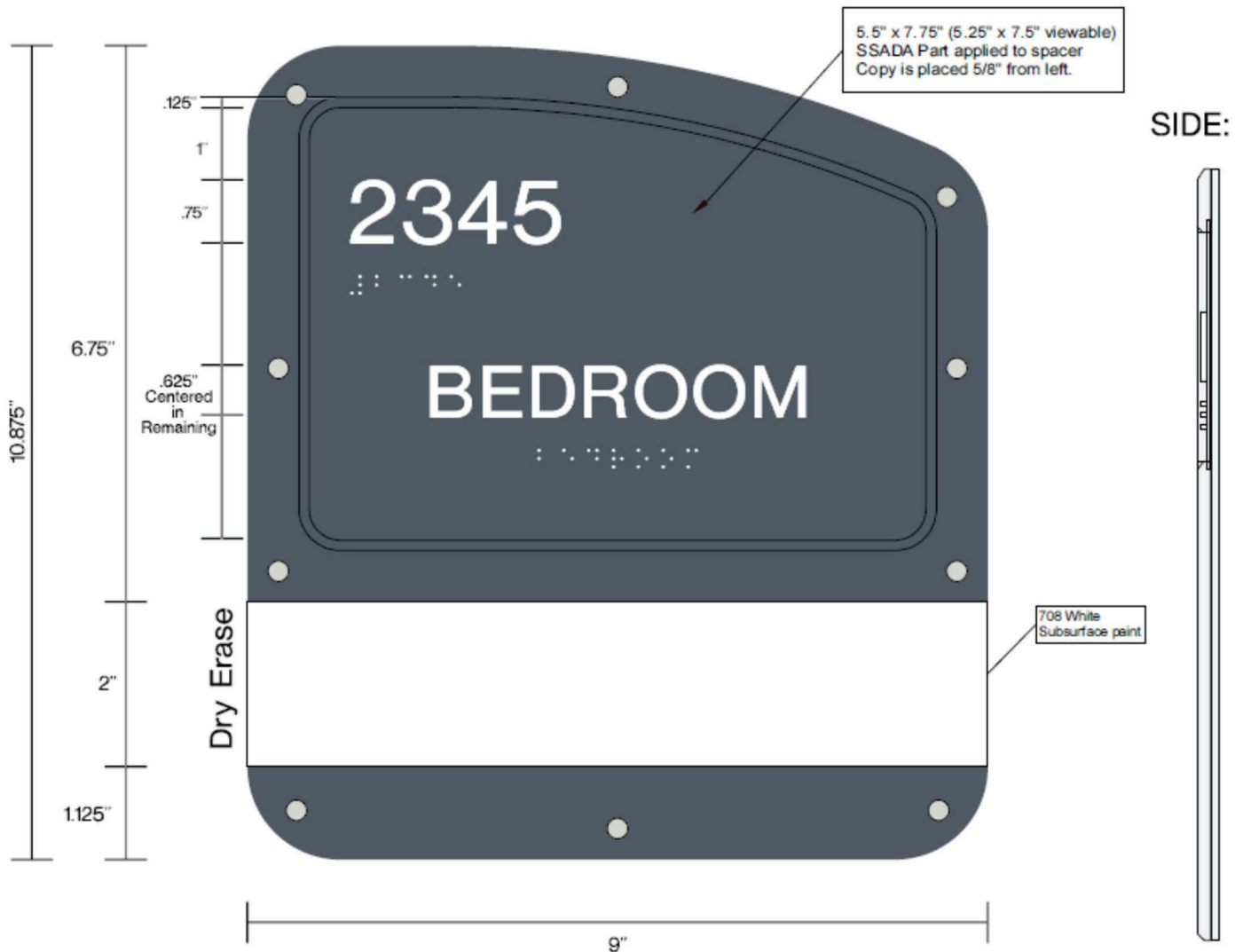
N37: 2" X 5" Sign with Subsurface Direct Print Helvetica Regular Copy. Sign is made of Painted 1/8" Lexan with 0.042" Deep Bevel on all Edges. Screw mount signs must be installed with Tamper Resistant Pin Reject Hexalobular Internal Drive System Torx Screws; countersink all screws to allow the head of all screws to be recessed. All sign installations must also be reinforced with Silicone and sealed with Non-Pickable Caulk.



SIGN TYPE DRAWINGS

INTERIOR

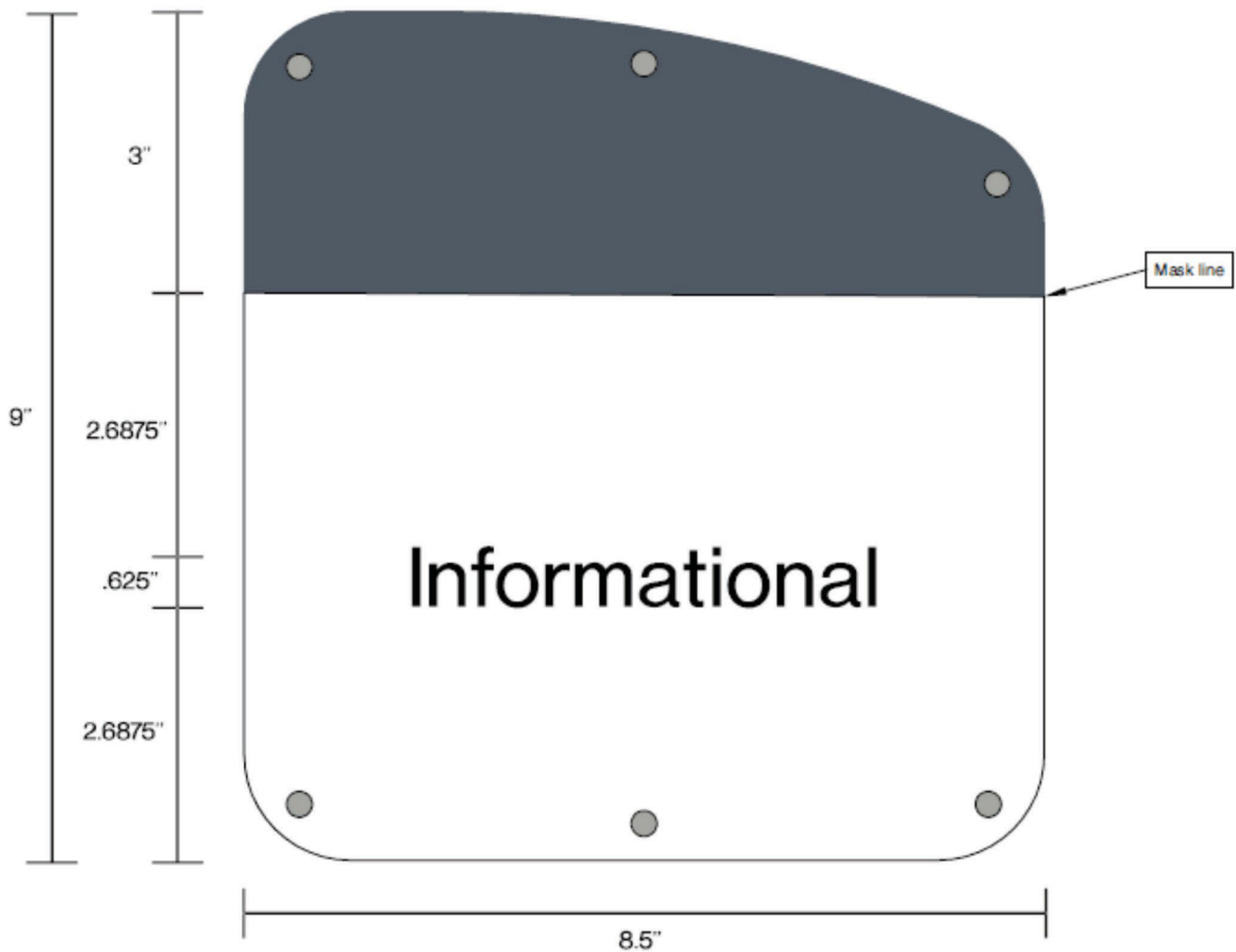
N38: 10.875" X 9" Sign with Subsurface ADA Helvetica Regular Copy and a 2" section with white subsurface paint for a dry erase space. Sign includes .060" Lexan Painted Backer and Spacers and 1/8" Lexan Painted Face/Frame with 0.042" Deep Bevel on all Edges. Screw mount signs must be installed with Tamper Resistant Pin Reject Hexalobular Internal Drive System Torx Screws; countersink all screws to allow the head of all screws to be recessed. All sign installations must also be reinforced with Silicone and sealed with Non-Pickable Caulk.



SIGN TYPE DRAWINGS

EXTERIOR

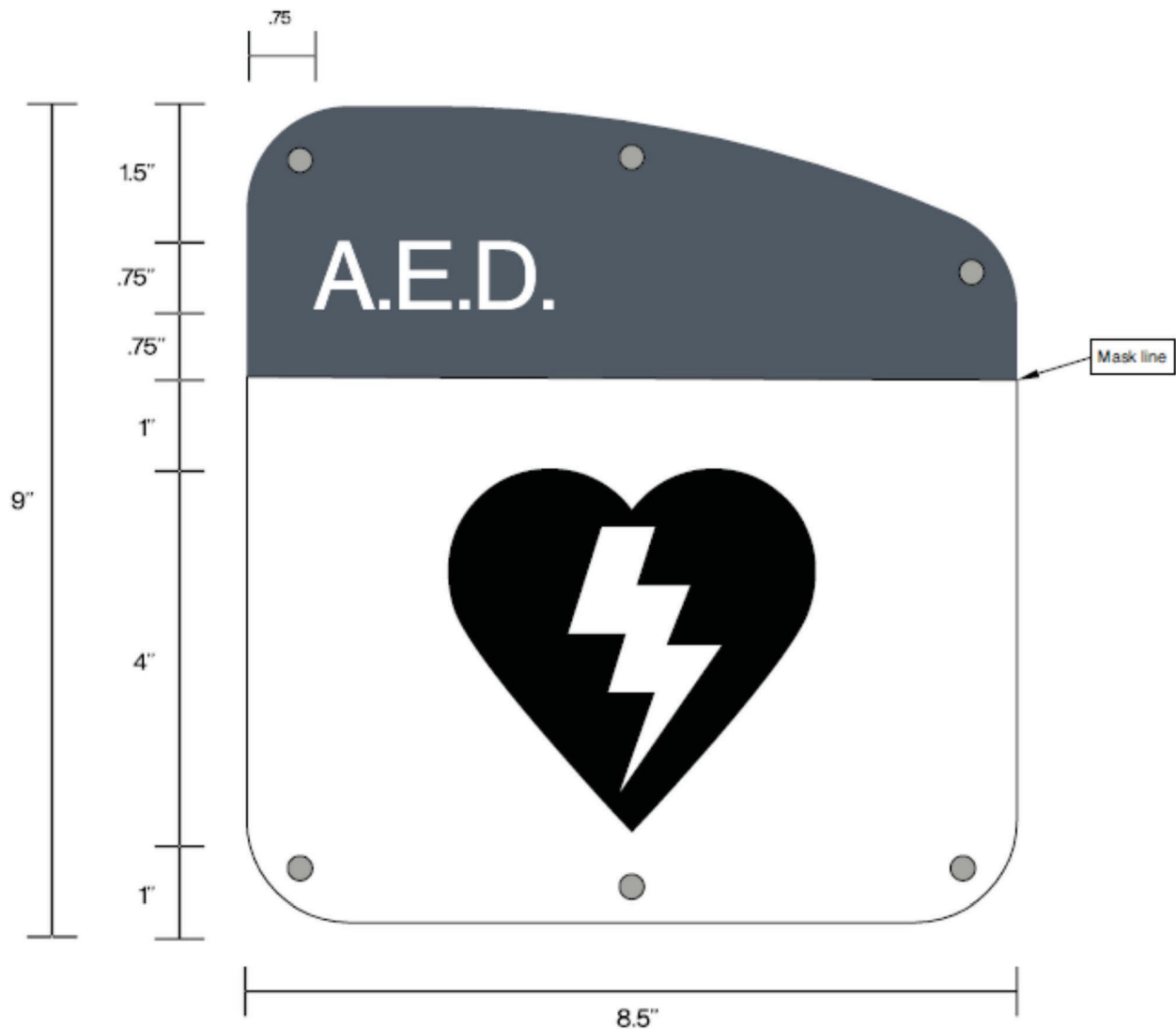
X02: 9" X 8.5" Sign with Exterior Subsurface Direct Print Helvetica Regular Copy. Sign has a .020 Exterior Grade Lexan Painted Face on .093 ABS Backer with 0.042" Deep Bevel on all Edges. A Mask and Paint Line is included 3" from Top of Sign. All sign installations must also be reinforced with Exterior Grade Silicone and sealed with Exterior Grade Non-Pickable Caulk.



SIGN TYPE DRAWINGS

EXTERIOR

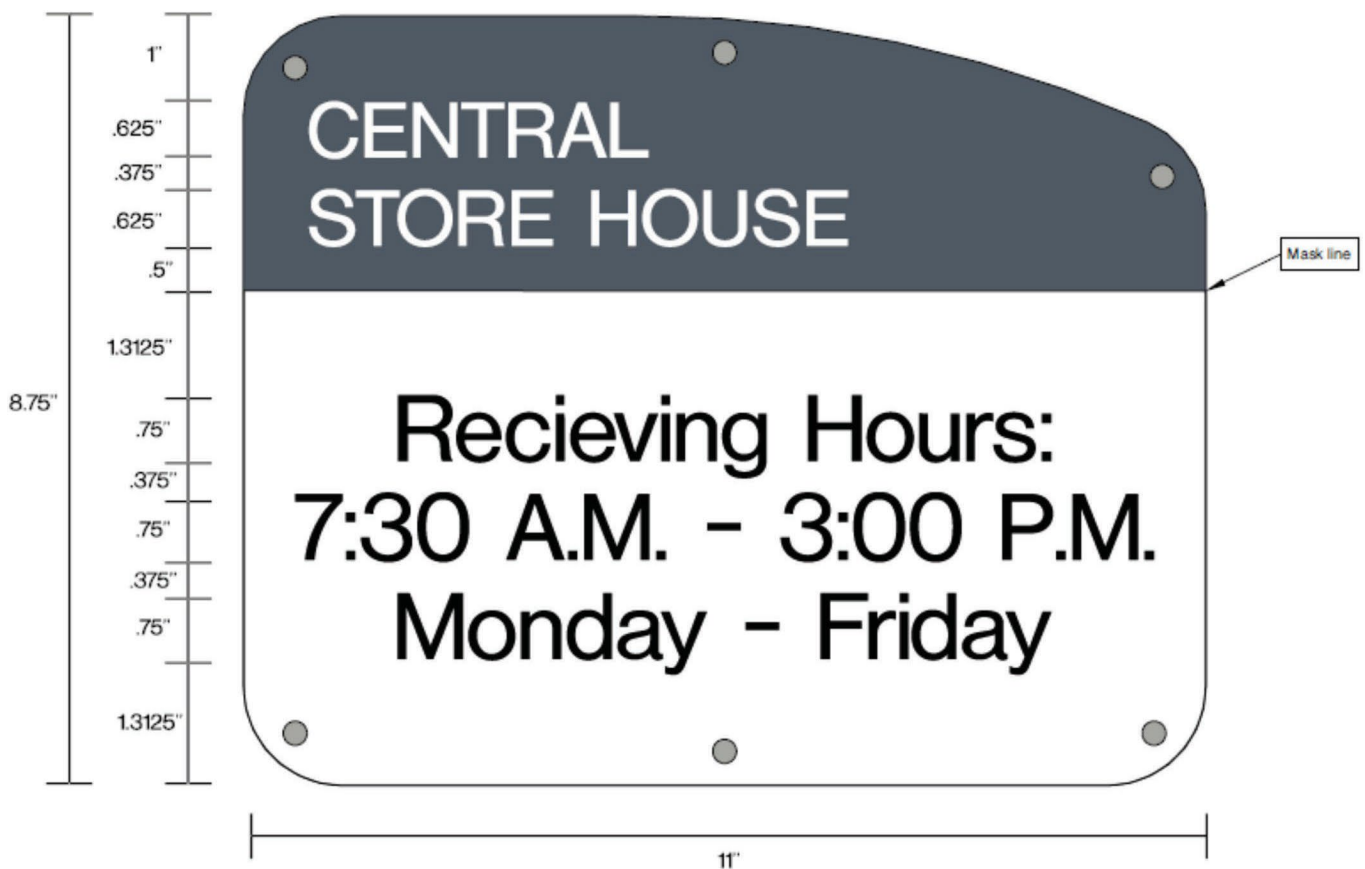
X03: 9" X 8.5" Sign with Exterior Subsurface Direct Print Helvetica Regular Copy. Sign has a .020 Exterior Grade Lexan Painted Face on .093 ABS Backer with 0.042" Deep Bevel on all Edges. A Mask and Paint Line included 3" from Top of Sign. All sign installations must also be reinforced with Exterior Grade Silicone and sealed with Exterior Grade Non-Pickable Caulk.



SIGN TYPE DRAWINGS

EXTERIOR

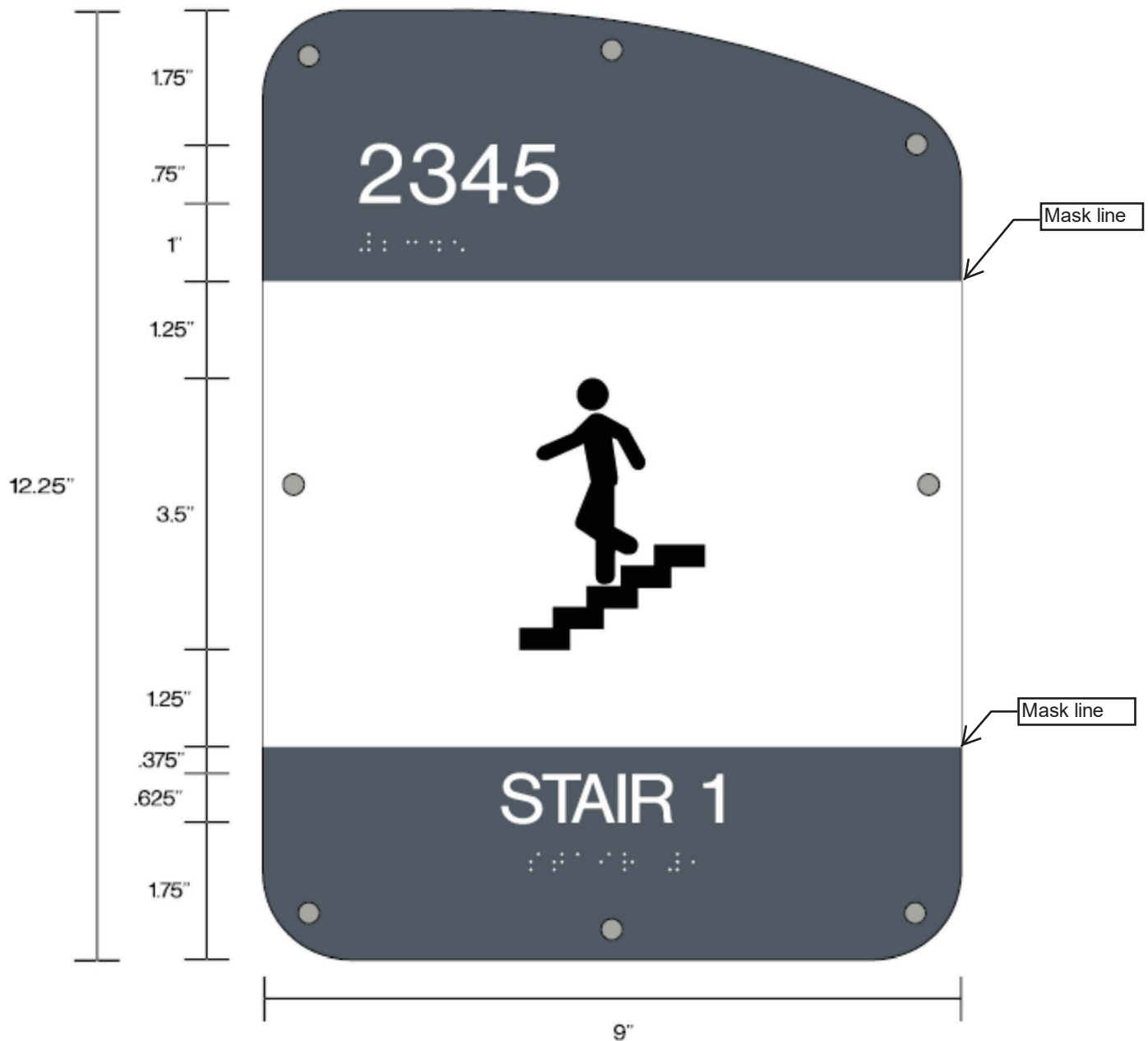
X04: 8.75" X 11" Sign with Exterior Subsurface Direct Print Helvetica Regular Copy. Sign has a .020 Exterior Grade Lexan Painted Face on .093 ABS Backer with 0.042" Deep Bevel on all Edges. A Mask and Paint Line included 3.125" from Top of Sign. All sign installations must also be reinforced with Exterior Grade Silicone and sealed with Exterior Grade Non-Pickable Caulk.



SIGN TYPE DRAWINGS

EXTERIOR

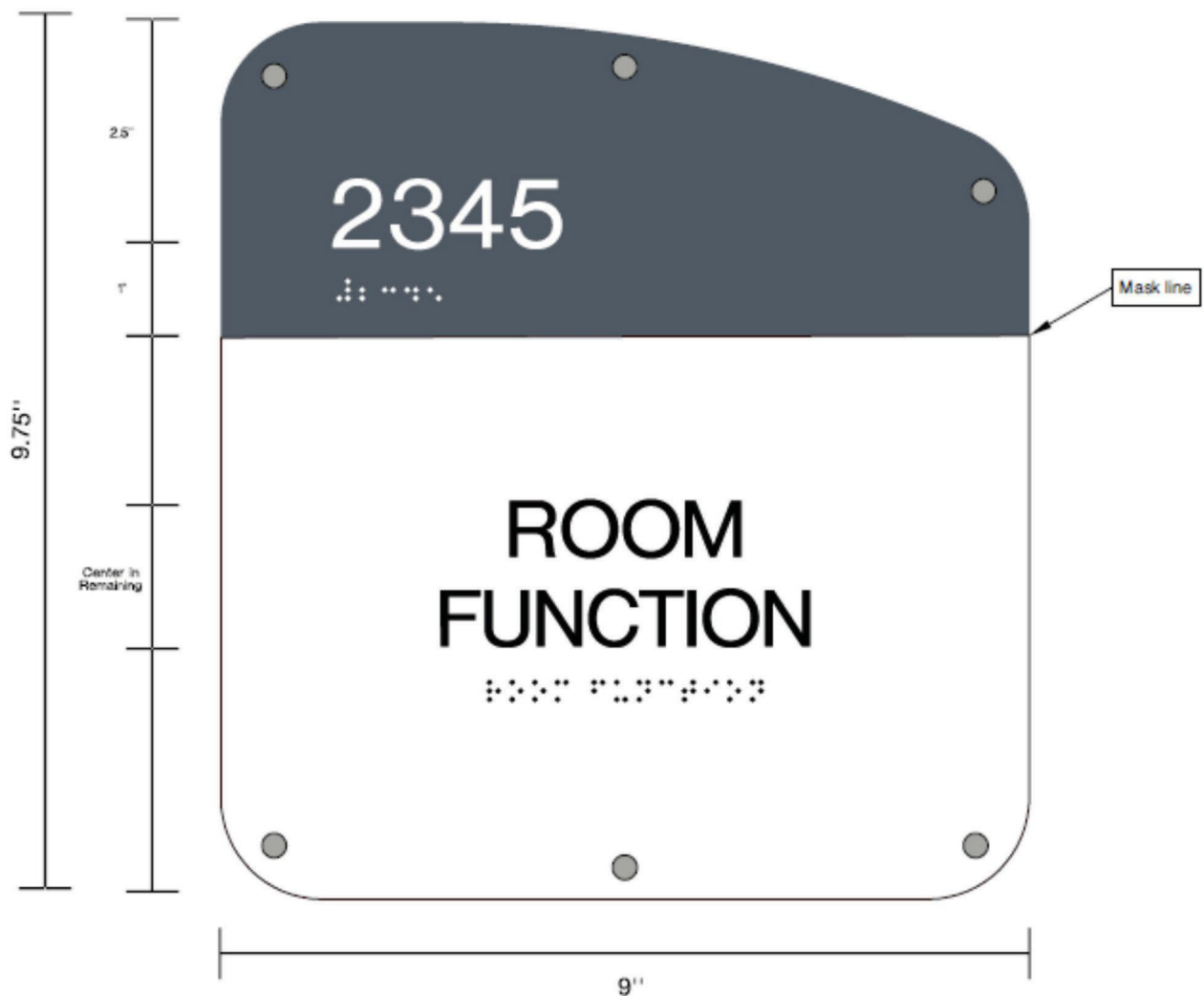
X09: 12.25" X 9" Sign with Exterior Grade Photopolymer Helvetica Regular Copy. Sign has a .020 Exterior Grade Lexan Face on .093 ABS Backer with 0.042" Deep Bevel on all Edges. Mask and Paint Lines are included 3.5" from Top of Sign and 2.75" from Bottom of Sign. All sign installations must also be reinforced with Exterior Grade Silicone and sealed with Exterior Grade Non-Pickable Caulk.



SIGN TYPE DRAWINGS

Exterior

X10: 9.75" X 9" Sign with Exterior Grade Photopolymer Helvetica Regular Copy. Sign has a .020 Exterior Grade Lexan Face on .093 ABS Backer with 0.042" Deep Bevel on all Edges. A Mask and Paint Lines is included 3.5" from Top of Sign. All sign installations must also be reinforced with Exterior Grade Silicone and sealed with Exterior Grade Non-Pickable Caulk.



THIS DOCUMENT IS THE PROPERTY OF N.W. KUHN BASINNY ARCHITECTS. IT IS TO BE USED ONLY FOR THE PROJECT AND SITE SPECIFICALLY IDENTIFIED HEREON. IT IS NOT TO BE REPRODUCED, COPIED, OR TRANSMITTED IN ANY FORM OR BY ANY MEANS, ELECTRONIC OR MECHANICAL, INCLUDING PHOTOCOPYING, RECORDING, OR BY ANY INFORMATION STORAGE AND RETRIEVAL SYSTEM, WITHOUT THE WRITTEN PERMISSION OF N.W. KUHN BASINNY ARCHITECTS. ANY UNAUTHORIZED USE OF THIS DOCUMENT IS PROHIBITED AND WILL BE PROSECUTED TO THE FULL EXTENT OF THE LAW.

Consultants:

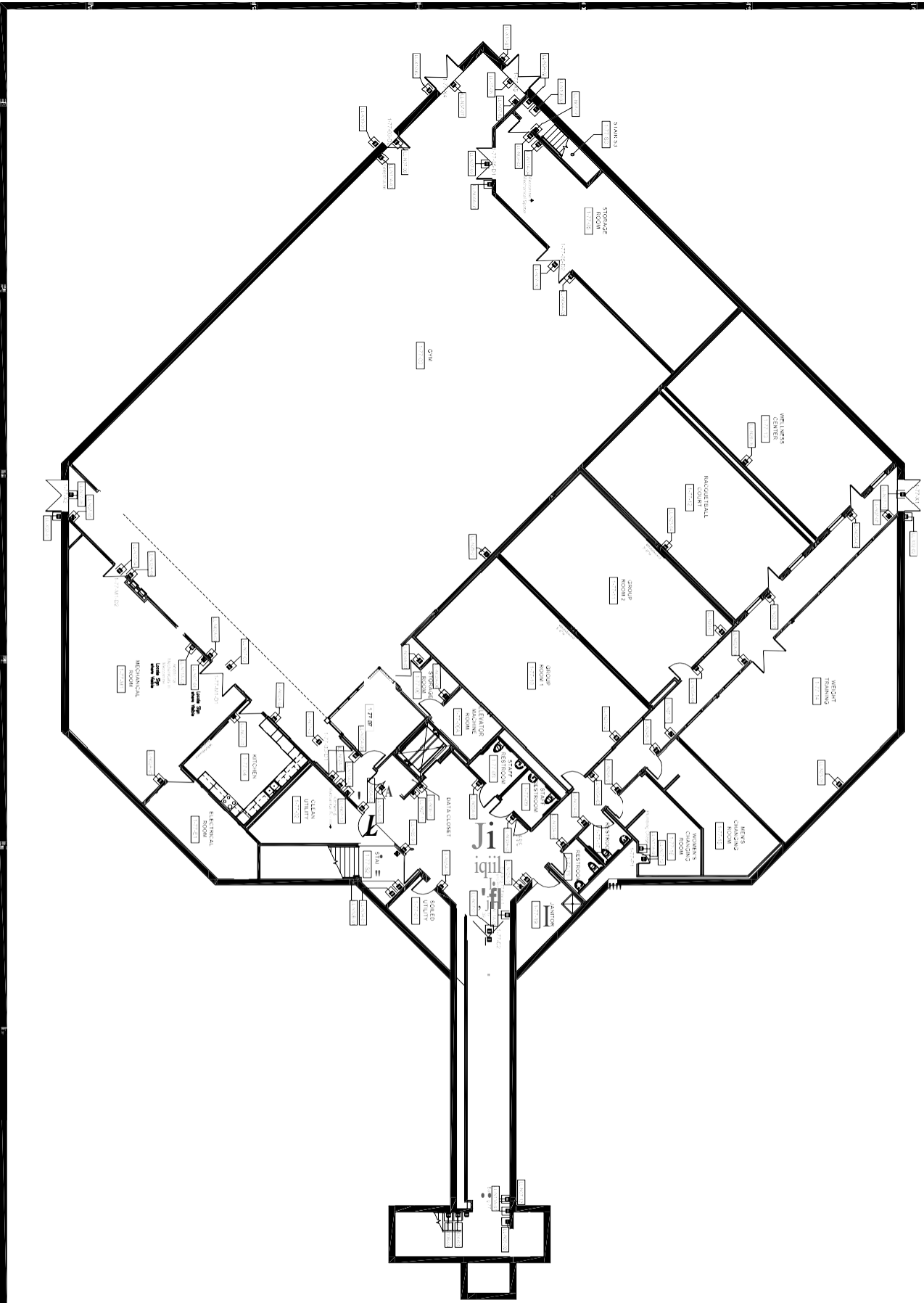
Project Key

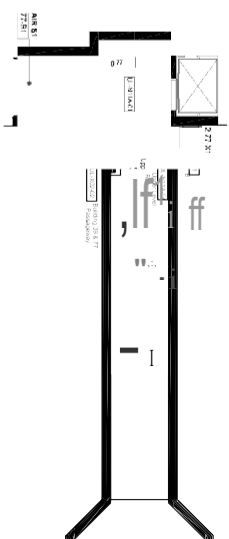
REVISIONS		
Rev.	Description	Date
1		
2		
3		
4		
5		

Client
New York State
Office of Mental Health
300 NASSAU ST.
NEW YORK, NY 10038

Project Title
CNYPC BUILDINGS
#30 & #77 ALTERATIONS
500 S. OLD RIVER ROAD
MARCY, NY 13440

Drawing Title
Bid Package #1- Phase 1
Bldg. 77 - Lower Level
Site/Space Location Plan
Phase 1





BIDDING REQUIREMENTS for PURCHASING

NOTICE AND INFORMATION FOR BIDDERS

Attachment C: Site Logistics



DORMITORY AUTHORITY- STATE OF NEW YORK
515 BROADWAY
ALBANY, NY 12207

OMH
Central New York Psychiatric Center
3432309999

A. **Project Overview:**

Project consists of the complete renovation of existing Building 77 on the CNYPC Campus. Scope of work includes installation of a new elevator, HVAC, plumbing, electrical, lighting, data, security, doors and interior finishes.

1. The project is located at:

Central New York Psychiatric Center
Building 77
9005 Old River Road
Marcy, NY 13403

2. This project is covered by a Project Labor Agreement (PLA). The PLA has been provided to all vendors in the Request for Quotation documents.

B. **Site Visit, Conditions and Logistics:**

1. All vendors are responsible for scheduling a site visit to assess logistical delivery issues and site conditions. DASNY shall presume all vendors have visited the project site and verified existing field conditions. All visits must be coordinated with the DASNY Field Representative, Tony DeCicco
 1. Email: ADeCicco@dasny.org
 2. Phone: (315) 952-3392
2. Each vendor shall be responsible for assessing all site logistics, including appropriate truck size, loading dock conditions and gate availability, and shall be responsible for providing and fitting equipment in locations, as required. All vendors shall assume full responsibility for all equipment and accessories required to unload furniture and/or equipment at the dock.
3. If the site is still under construction at the time of delivery and/or installation, all workers entering the site must wear the required Personal Protective Equipment (PPE) including safety vests, hard hats, work boots, etc., in accordance with OSHA and other authorities having jurisdiction.
4. All elevator usage must be coordinated with DASNY

DORMITORY AUTHORITY- STATE OF NEW YORK
515 BROADWAY
ALBANY, NY 12207

OMH
Central New York Psychiatric Center
3432309999

Dock and Site Restrictions:

1. See attached floor plans
 - i. There is no loading dock for unloading at Bldg. 77.
 - ii. Prior to delivery on site, the name of the company and driver must be provided to DASNY.
 - iii. To access Bldg. 77, all vendors will enter through the secured rear gate.
 - iv. The roadway leading to Bldg. 77 is restricted by multiple secured sliding gates, with a height restriction on 12'0". Roadway and site plan provided.
 - v. There are 2 exterior double doors on the upper and lower levels to move material into bldg. 77.
 - vi. The Bldg. 77 elevator is in the center of the building and can be utilized to move materials between the upper and lower floors.
2. Dumpsters are not available on-site. Vendors shall be responsible for daily removal of debris off site. All vendors shall be responsible for obeying all site rules and established protocol.
3. Installation work shall include unloading, unpacking and delivering to respective floor locations, and removal of all debris from the site.

C. Elevator Information:

- Passenger Elevator
 - a. Cab Interior: 6'8" Wide with 2" handrails on each side x 4'9" x 88" High
 - b. Doorway: 3'6" Wide x 84" High
 - c. Capacity: 3,000 LBS
- 1. Vendors are responsible for confirming the dimension of the elevators cabs and doors before delivery.
- 2. Elevator protection: By vendors.

E. Building Protection:

1. The vendor shall be responsible for the protection of all access and work areas, including, but not limited to walls, doors, floors etc. The vendor will be held responsible for the repair

DORMITORY AUTHORITY- STATE OF NEW YORK
515 BROADWAY
ALBANY, NY 12207

OMH
Central New York Psychiatric Center
3432309999

or replacement of any damage to the building, grounds, walls, and flooring due to the delivery and installation of the product.

2. All delivery paths (walls, etc.) will be protected and maintained, with paper and Masonite. The utilization of steel-wheel dollies is prohibited.
3. Furniture/Equipment Protection: All furniture/equipment work surfaces shall be protected after installation is completed. The work surface protection shall be removed by others, at a later date.

F. Delivery Schedule:

1. All deliveries shall occur from 7:30 am to 4:00 pm unless otherwise scheduled with DASNY.
2. The Vendor shall be responsible for coordinating permitting for their deliveries in the street as required
3. The Vendor shall be responsible for coordinating exact delivery dates and times with the project site. Only products that can be immediately installed in a completed space shall be delivered, to avoid staging and on-site storage. The Vendor shall be responsible for temporarily storing materials in a secure warehouse for a period of up to 30 days from DASNY's requested delivery date at no additional cost. The Vendor shall be responsible for the rejection of product delivery, replacement, repair or any other corrective action required, for items received damaged, soiled or not conforming to the detailed specifications.

G. Tentative Fixtures, Furniture and Equipment Delivery Schedule:

1. Installation of furniture is anticipated to begin in March of 2023.
2. Installation of fixtures and equipment can begin as indicated in the Request for Quotation and/or Invitation for Bid.

Note: Work must be completed by April 1, 2023.

H. Supervision:

DORMITORY AUTHORITY- STATE OF NEW YORK
515 BROADWAY
ALBANY, NY 12207

OMH
Central New York Psychiatric Center
3432309999

1. A full-time Coordinating Project Manager and a minimum of one (1) Coordinating Superintendent/Foreman per floor shall be engaged while delivery and installation work are performed.

I. Parking:

1. On-site parking is available at the building 5 Parking lot and designated contractor parking lots.

J. Punch list:


1. Each vendor is responsible for contacting DASNY's designated representative at the end of each workday to review project status and obtain sign-off for daily work.
2. The furniture/equipment vendor shall schedule a punch list review with DASNY's designated representative. DASNY reserves the right to withhold 5% payment pending resolution of open punch list items.

SECURITY REQUIREMENTS

- A. Who will control access to the facility only; any/all site security is the responsibility of each vendor. CNYPC will control access to the facility. Vendors are responsible to obtain security clearance from DASNY and CNYPC Safety.
- B. All Contractors shall submit Daily Reports to Tony DeCicco at ADeCicco@dasny.org by 10:00 am the following day. Daily Reports are to record, at the minimum, the date, temperature, weather conditions, number of workforces, subcontractors, work activities and location, and special observations. Submission of Daily Reports to Tony DeCicco will be a condition of monthly payments to the Contractor.
- C. COVID Protocol. All contractors on site must self-screen and complete the daily DASNY COVID sign-in form. DASNY to provide the COVID sign-in form.

SPECIAL PROVISIONS

- A. This is a designated Hard Hat Project.
- B. There shall be no eating in the work area.
- C. Smoking is not permitted on the NYS property.
- D. Use of alcohol and controlled substances on the project site is not permitted.
- E. Contractors are to comply with OMH's Rules/Regulations for Vendors and Contractors.
- F. No signs or advertising material will be permitted on the job site.
- G. All provisions of all applicable State Labor Standards must be complied with under provisions of this contract. In addition to the PLA agreement.



COVID-19 Vaccination Requirement Declaration

The Dormitory Authority of the State of New York ("DASNY") received notification from the New York State Department of Mental Hygiene ("DMH"), which includes the Department of Health ("DOH"), Office of Mental Health ("OMH"), the Office for People with Developmental Disabilities ("OPWDD") and the Office of Addiction Services and Supports ("OASAS") that, pursuant to a Centers for Medicare & Medicaid Services ("CMS") interim final rule, COVID-19 vaccinations are required for staff at covered facilities. The CMS COVID-19 vaccination requirement applies to all Medicare- and Medicaid-certified health care facilities and, in addition to staff at the facilities, requires anyone who is regularly accessing these facilities to be vaccinated with the first dose of a COVID-19 vaccine by January 27, 2022 and a second dose of a two-dose vaccination series by February 26, 2022.

DASNY has confirmed that this vaccination requirement applies to everyone working onsite as well as any individual who frequently visits or provides services at a Medicare- or Medicaid-certified health care facility. Additional information on the CMS COVID-19 vaccination mandate can be found here: <https://www.federalregister.gov/documents/2021/11/05/2021-23831/medicare-and-medicaid-programs-omnibus-covid-19-health-care-staff-vaccination>.

If you are currently performing services at a Medicare- or Medicaid-certified health care facility for one or more of the above referenced DASNY Clients, your firm must be in compliance with the CMS interim final rule. Accordingly, anyone working on one or more of these Projects must be vaccinated in compliance with the CMS rule. The Principal of each contracting entity (including prime consultants, prime contractors, subcontractors and subconsultants – regardless of tier, and suppliers) must submit a declaration that its personnel working at a facility (or who frequently visit a facility) are in compliance with the vaccine requirement. Prime Contractors/Consultants are responsible to collect and submit all declarations (their own and those of their subcontractors and subconsultants – regardless of tier, and suppliers) to DASNY prior to award of the Contract.
