

ADDENDUM NO.: 5

IFB or RFP NO.: 707

Description: Furnish, Deliver and Install
Audio-Visual Equipment

Project: Queensborough Performing Arts

Bid Opening Date: October 5, 2021

Specifics of the Addendum: Answer Questions Received during the RFI period.

1. Is the cost of the equipment list of AV-403.00 what should be entered/shown in Attachment A item 1? If yes, since the equipment manufacturer and model is specified, are the Cut Sheets, Construction Specifications and Warranty per Preparation of Bids Section 2.0.B.b, c and f required? **Yes.**
2. Attachment C Scope of Work refers to the integration with existing system/equipment so what is the quantity, manufacturer, and model of this? Is the existing equipment already installed or does the scope of the IFB include installation of the existing system/equipment? **Existing equipment/system inventory attached. Existing equipment will NOT need to be reinstalled by the bidder. The bidder is to ensure the new equipment will work with the existing equipment. The existing equipment will be used to augment the new equipment by the theater.**
3. Attachment C Scope of Work refers to Wireless System Design and RF analysis and integration, however the equipment list of AV-403.00 does not include and RF equipment so what does this scope refer to? **RF scope refers to a Wireless Assisted Listening System. Equipment specification list attached.**
4. Attachment C Scope of Work refers to on-stage console and implies more than one console, however the equipment list of AV-403.00 refers to a single console so what is the reference to the additional board? **There is an existing sound console that needs to be integrated with the new system.**
5. Does the scope include installation of conduit? **No, the conduit will already be in place.**
6. What portion of the support for the speakers, shown in Drawing CSK-19.2 is included in the scope? The drawings do not show an engineer's stamp so will the bidder need to obtain this? **New steel beams are by others and will already be in place at the time of speaker installation. The bidder is responsible for providing speaker installation and attachments to these beams.**
7. Attachment C Scope of Work refers to being present for furniture deliveries. Should this read equipment deliveries? If not, then what does this refer to? **Yes, equipment deliveries.**

8. It's mentioned in AV Drawing List that there are 3 AV Equipment List Drawings, only AV-403 is included, please provide us the AV-402, and AV-404. **AV-402 is provided in Addendum No. 2. AV-404 lighting equipment not related to this bid.**
9. It's mentioned in Drawing AV-401, Note Number 2 "A/V EQUIPMENT BY OTHERS" Please clarify. **Disregard the note.**
10. Is there a deployment schedule for the Bid No. 707? Some materials are in back order. We won't be able to get them until end of 2021 or Q1 2022. **Please provide materials ASAP.**
11. Do we need to purchase and submit both Payment Bond and Performance Bond prior to the contract award? **Only Payment Bond is needed after notice of award.**
12. Drawing AV-001 includes a drawing list that refers to AV-403 which is not included/supplied is this drawing relevant? If so, please provide. **Please see page one of 1b. Drawings & Detailed Specifications.**
13. The drawings suggest the rear entrance will be closed at some point so will this remain open until the completion of the AV/Lighting installation? **The rear entrance will be open. There will be full access granted to the facility for needs involving the installation.**
14. LM Case - Road Case for CL5. Would you like a doghouse or no? **Yes, we would like a doghouse.**
15. Whirlwind - Power Links PowerCon in/thru. Please specify the exact model you'd like. **TBD.**
16. LM Case - Road Case for QL5 - Would you like a doghouse or no? **Yes, we would like a doghouse.**

All other terms and conditions of the original Invitation for Bids or Request for Proposals shall remain the same. This notice shall be signed and attached to the Invitation for Bids and shall form a part of your bid.

BIDDING REQUIREMENTS for PURCHASING

NOTICE AND INFORMATION FOR BIDDERS

Attachment D: Existing Equipment

GENERAL INFORMATION:

- 1) Proscenium Theater, 875 Seats, Non Union Stage Crew
- 2) Load-In Point is on deck level into a scene shop area directly behind the stage.
- 3) Rigging System is counter weight, hand controlled, with rail located stage right.
Max weight per arbor is 4000lbs.
Floor to Grid: 50'
 “ to Out Batten Position: 45'
 “ to In Batten Position: 5'
- 4) Stage Dimensions:
Proscenium is adjustable by means of existing tormentors / teasers.
Proscenium width: Max: 41' Min: 35'
Proscenium height: Max: 21' Min: 18'
The distance from the edge of the stage to the house curtain is 6". (8 foot apron center curving to 4 foot apron S.R. and S.L with pit covered)
There are steps S.R. and S.L. to audience.
The distance from the front curtain to the back wall is 36'.
The depth of the crossover provided by the back curtain is 3'.
Wing space (proscenium to sidewall) Stage Right: 12' Stage Left: 15'
The width of the stage from wing to wing is 65'.
Loading Dock Door: 7'h x 10'w (same level as the stage)

Other:
There are no large obstructions backstage.
The front curtain is vertical and manual and is controlled on stage right.
The entrances to the stage are stage left and stage right.
The orchestra pit is 41'1" long x 8'w (at the center) x 7'd
The pit can be covered.
The floor is resilient.
Masonite over wood, Matte black
- 5) Dressing rooms:
2 Chorus (group (15 each) occupancy) dressing rooms are available in the rear of the stage, equipped with Mirrors, Makeup Lights, Sinks and Wardrobe Racks.
There are no Showers.
- 6) One Steinway Concert Piano (9 foot)

FLYRAIL

	<i>USE</i>	DISTANCE FROM PLASTER LINE
1.	House Curtain	6"

2.	Main Screen	1'
3.	#1 Electric	2'
4.	Free	3'
5.	Free	3'6"
6.	#1 Leg	4'6"
7.	#1 Border	5'
8.	Free	5'6"
9.	Free	6'
10.	#2 Electric	7'
11.	Free	7'6"
12.	Free	8'6"
13.	#2	9'6"
14.	Free	10'
15.	#2 Leg	11'
16.	#2 Border	12'
17.	Rear Screen	13'6"
18.	#3 Electric	14'
19.	Free	14'6"
20.	Free	16'
21.	#3 Border	16'6"
22.	#3	17'6"
23.	#3 Leg	18'
24.	Free	19'
25.	Free	19'6"
26.	Free	20'6"
27.	#4 Electric	21'6"
28.	Free	22'6"
29.	Free	23'6"
30.	#4 Border	24'6"
31.	#4 Leg	25'
32.	Black Scrim	26'6"
33.	Cyc light	27'
34.	Free	28'
35.	Traveller	29'
36.	Free	30'6"
37.	Cyclorama (white)	31'

PLEASE NOTE: Main Curtain, Upstage Traveller and the 4 Electrics are permanent. All Other line sets may be cleared.

I. COMMUNICATIONS:

Units

- 1) Clear – Com Main Station (model MS232) 1
- 2) Clear – Com Remote stations (model RS501) single station 10

II. LIGHTING:

1)

LOCATION	QUANTITY	TYPE	LENS SIZE	SINGLE OR DOUBLE LENS	WATTAGE	BRAND
ONSTAGE	20	Leko	6 x 12	Double	750	Altman 360Q
	20	Leko	6 x 9	Double	750	Altman 360Q
	12	Leko	30 DEG.	Double	560	Altman Shak.
	12	Leko	40 DEG.	Double	560	Altman Shak.
	8	Leko	50 DEG.	Double	560	Altman Shak.
	16	Fresnel	8"	Single	1000	Altman
	20	Fresnel	6"	Single	750	Altman
	20	Par 64	8"	Wide	1000	Altman
CYC LIGHT	4 Color Washes	Red, Blue, Amber, Green	6"		150	Altman
BOOMS	8	Leko	6X9	4 Units Each	750	Altman 360Q
FOH 1 st . beam	12	Leko	6X16	6 Each Side Far End Box Booms	750	Altman 360Q
FOH: 1 st . beam	28	Leko	30 DEG	Double	560	Altman Shak.
FOH 2 nd beam	12	Leko	6 x 16	Double	750	Altman 360Q

- 2) (24) 6K dimmers
- 3) (48) Dimmers 2.4k each (EDI)
- 4) DMX Control (ETC Impression 48/96) (EDI Controller)
- 5) (8) booms / 50lb. Bases (4 6X9 lekos / altman 750 watt)
- 6) Patch Panel upstage right
- 7) Follow spots: (2) Altman Voyagers

- 8) Ample cable, twofers, etc.
- 9) 3 Phase 200 Amp. Service (Loc. D.S.R.)
- 10) 3 Phase 300 Amp. Service (Loc. D.S.R.)

FOH POSITIONS:	DISTANCE FORM CURTAIN LINE	HEIGHT FROM STAGE	# OF CIRCUITS
Beam #1:		28'	16
Beam #2:		30'	12
ONSTAGE POSITIONS			
1 st Electric	1'		20
2 nd Electric	8'		20
3 rd Electric	16'		20
4 th Electric	24'		20
Cyc Lighting	Roundels (4) colors		

III. SOUND:

- 1) Speakers / House EAW model LA325 (2)
Speakers / Monitors Electro-voice model SX300 (4)
Electro-Voice Model 100S (2)
- 2) Microphones: (16) Shure Model SM58
(4) Shure Model SM57
(10) Shure Model Beta 58
(3) AKG Model C568 EB
(1) Electrovoice RE20
(8) Azden Wireless (Model 411 div. rec.) each with (Azden Model 41HT hand transmitter / Sure 58 mic) or (Azden Model 41BT belt transmitter / Sony ECM 44H mic.)
- 3) Tape Decks: Tascam Model A500 cassette disk player (2)
- 4) Mixer: Mackie Model 1604 VZL PRO (1)
Mackie Model 3204 VZL PRO (1)
- 5) Equalizer: Rane Model ME60 (2)
- 6) Comp-Lim Prosonus Model CL44 (2)
- 7) Amplifier Crown Model Macro-Tech 2402 (2)
- 8) Effects Yamaha Model MX80 (1)
- 9) Miscellaneous: Ample mic stands, snake, cables, etc.

IV. SCAFFOLDING:

- 1) Up-Right Lift (model UL 24/30 A.C.) 120 Volt power to cage w/ options
- 2) Cherry Picker
- 3) A frame Ladder (8foot)

V. SOFT GOODS:

- 1) (1) White Cyclorama: 45'w x 30'h, with pipe pocket, webbing, grommets, and tie lines.
- 2) (1) Black Sharkstooth Scrim: 45'w x 24'h, seamless, with pipe pocket, webbing, grommets, and tie lines.
- 3) (4) Black Velour Borders: 45'w x 10'h, pleated, bottom chains, webbing, tie lines, and grommets

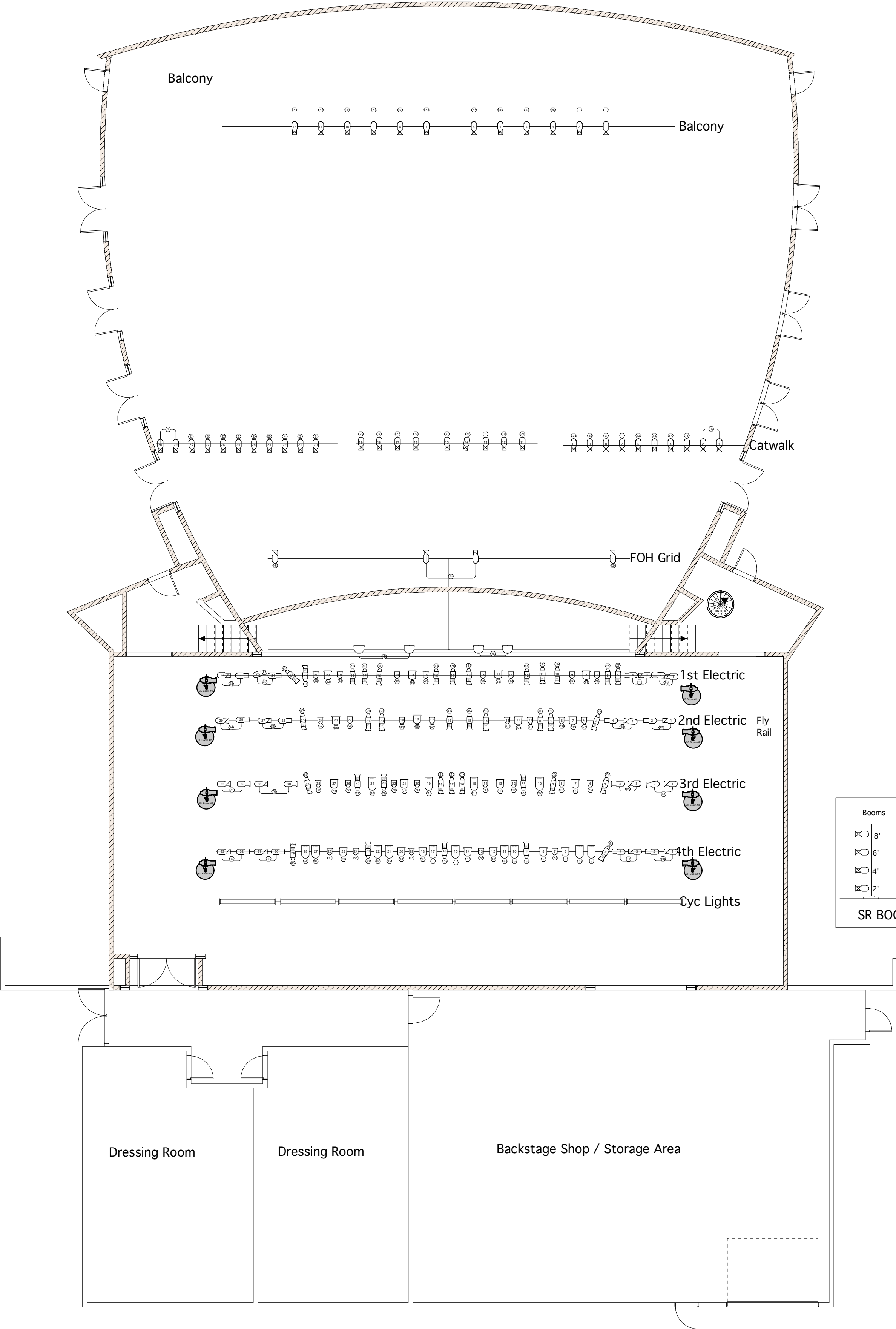
- 4) (8) Black Velour Legs: 16'w x 25'h, with lining, webbing, grommets, and bottom chains.
- 5) (1) Black Velour Traveller: 45'w x 25'h, pleated, webbing, tie lines, bottom chains, center opening, and hanging clips.
- 6) (1) Wine Velour Main Curtain: 45'w x 21.5'h, pleated, webbing, center opening, hanging clip, and bottom ch

4	3	2	1	Booms
223	217	229	233	8'
224	218	230	234	6'
225	219	231	235	4'
226	220	232	236	2'

SL BOOM DETAIL

Booms	1	2	3	4
8'	179	171	164	
6'	180	170	165	
4'	181	169	166	
2'	182	168	167	

SR BOOM DETAIL



0 1 2 3 4 5 6 7 8 9 10 FT
Scale:

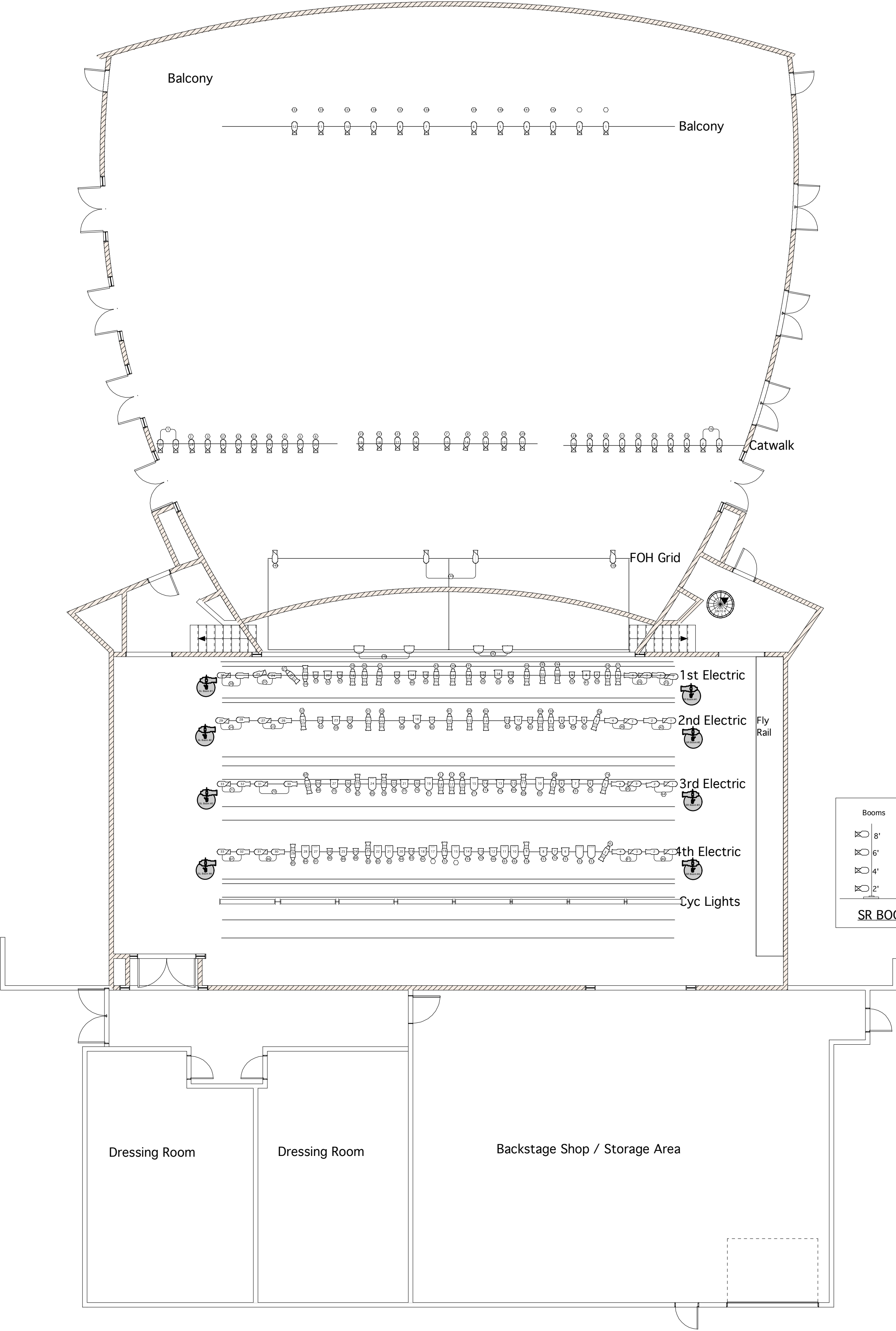
Title Queensborough Performing Arts Center		
Drawing Number NA	Drawn By	Date Fall 2008
CAD File Name QCCstage		

4	3	2	1	Booms
223	217	229	233	8'
224	218	230	234	6'
225	219	231	235	4'
226	220	232	236	2'

SL BOOM DETAIL

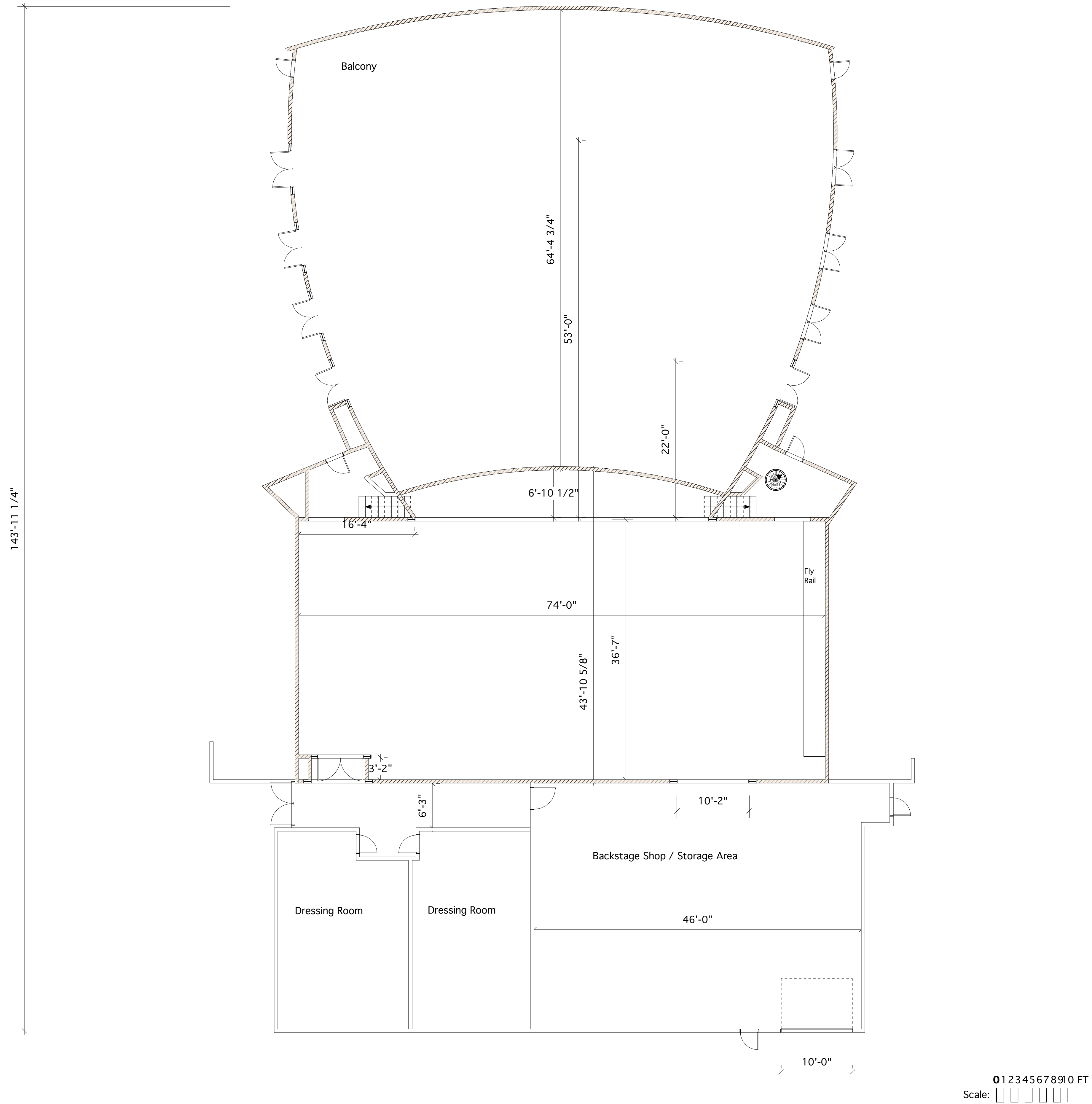
Booms	1	2	3	4
8'	179	171	164	
6'	180	170	165	
4'	181	169	166	
2'	182	168	167	

SR BOOM DETAIL



0 1 2 3 4 5 6 7 8 9 10 FT
Scale:

Title Queensborough Performing Arts Center		
Drawing Number NA	Drawn By	Date Fall 2008
CAD File Name QCCstage		



Title Queensborough Performing Arts Center		
Drawing Number NA	Drawn By	Date Fall 2008
CAD File Name QCCstage		

BIDDING REQUIREMENTS for PURCHASING

NOTICE AND INFORMATION FOR BIDDERS

Attachment E: RF Assisted Listening System Equipment

QUEENSBOROUGH COMMUNITY COLLEGE PERFORMING ARTS CENTER

RF SYSTEM	
DESCRIPTION	QTY
RF TRANSMITTER, 1 CH 72-76 MHZ	1
RACK MOUNT KIT FOR TRANSMITTER	1
COAX ANTENNA	1
RF RECEIVER, 1 CH WITH AUTO TUNE, 72-76 MHZ	32
HEADPHONE FOR RF RECEIVER	32
NECK INDUCTION LOOP	8
RECHARGEABLE BATTERY AA (PAIR)	32
REPLACEMENT EAR PADS FOR HEADPHONES (100 PCS)	
CHARGER DOCKING STATION, 12-POS	3