

A
SECTION
1/4" = 1'
1
SC01



husseyseating
YOUR PARTNER FOR SEATING SOLUTIONS

36 DYER STREET EXT.
NORTH BERWICK, ME 03906
TELEPHONE: (207) 676-2271 FAX: (207) 676-2222

IMPORTANT

THIS PLAN HAS BEEN DRAWN IN ACCORDANCE WITH THE INFORMATION SUPPLIED BY THE ARCHITECT, AND/OR DEALER. HUSSEY SEATING CO. DOES NOT ACCEPT ANY RESPONSIBILITY FOR THE ACCURACY, OR RELEVANCE, SHOULD THERE BE ANY DEVIATION FROM THE INFORMATION SUPPLIED WITHOUT THE APPROVAL OF HUSSEY SEATING CO.

GENERAL NOTES

1. DEALER WILL VERIFY ALL DIMENSIONS AND INFORMATION SHOWN. INSURE THAT ALL FIELD CHECKED INTERMEDIATE DIMENSIONS EQUAL THEIR CORRESPONDING OVERALL DIMENSION, AND RETURN THIS DRAWING WITH THE APPROPRIATE SIGNATURES FOR FURTHER ACTION.
2. HUSSEY SEATING CO. WILL ASSUME RESPONSIBILITY FOR MANUFACTURING AND SUPPLYING PRODUCT ACCORDING TO THIS DRAWING AND APPROVAL.
3. THE ARCHITECT, GENERAL CONTRACTOR AND OWNER WILL INSURE THAT FLOORING IS LEVEL WITHIN ±1/8" IN 8'-0" AND THAT THE FLOORING IS CONTINUOUS.
4. THE LAYOUT SHOWN IS DRAWN PER HUSSEY SEATING CO. INTERPRETATION OF:
NFPA 102 2006
IF THE APPLICABLE CODE IS DIFFERENT THAN THE ONE STATED, PLEASE INDICATE ON THE LINE PROVIDED:
IF NO OTHER CODE IS INDICATED, IT IS ASSUMED THAT THE DEALER/ARCHITECT IS AWARE OF THE CODE APPLIED TO THE LAYOUT SHOWN, AND THAT HUSSEY SEATING CO. CANNOT BE HELD RESPONSIBLE IF ANY DEVIATION OCCURS.
5. HUSSEY SEATING COMPANY STRIVES TO CONTINUOUSLY IMPROVE ITS PRODUCT AND MANUFACTURING METHODS. THE COMPANY RESERVES THE RIGHT TO MAKE CHANGES WITHOUT NOTICE WHEN, IN THE OPINION OF THE COMPANY, SUCH CHANGES IMPROVE THE PRODUCT OR ITS PERFORMANCE.

BANK SUMMARY

BANK: A
MODEL: MAXAM26
RISE: 11 5/8"
ROW SPACING: 26"
TIERS: 13

REV.	CHK	DATE	DESCRIPTION

REVISIONS

FIELD SUMMARY (REQUIRED WITH FIELD CHECK)

FLOOR CONSTRUCTION: WOOD
WALL CONSTRUCTION: CONCRETE BLOCK
ATTACHMENT TYPE: LOWER WALL

Field Check By: _____ Date: _____ Approval By: _____ Date: _____

**SECTION VIEWS: BANK A
BARUCH COLLEGE - PHASE 2
NEW YORK, NY**

DRAWN BY: **HUSSEY** DATE: **12/13/2019**

CHKD BY: **X** DATE: **X**

SCALE: **AS NOTED**

CAD NO.	JOB NO.	DRAWING NO.
Q491057	Q491057	C-652020



husseyseating™

YOUR PARTNER FOR SEATING SOLUTIONS
38 DYER STREET EXT.
NORTH BERWICK, ME. 03906
TELEPHONE: (207) 676-2271 FAX: (207) 676-2222

IMPORTANT

THIS PLAN HAS BEEN DRAWN IN ACCORDANCE WITH THE INFORMATION SUPPLIED BY THE ARCHITECT, AND/OR DEALER. HUSSEY SEATING CO. DOES NOT ACCEPT ANY RESPONSIBILITY FOR THE ACCURACY, OR RELEVANCE, SHOULD THERE BE ANY DEVIATION FROM THE INFORMATION SUPPLIED WITHOUT THE APPROVAL OF HUSSEY SEATING CO.

GENERAL NOTES

- DEALER WILL VERIFY ALL DIMENSIONS AND INFORMATION SHOWN. INSURE THAT ALL FIELD CHECKED INTERMEDIATE DIMENSIONS EQUAL THEIR CORRESPONDING OVERALL DIMENSION, AND RETURN THIS DRAWING WITH THE APPROPRIATE SIGNATURES FOR FURTHER ACTION.
- HUSSEY SEATING Co. WILL ASSUME RESPONSIBILITY FOR MANUFACTURING AND SUPPLYING PRODUCT ACCORDING TO THIS DRAWING AND APPROVAL.
- THE ARCHITECT, GENERAL CONTRACTOR AND OWNER WILL INSURE THAT FLOORING IS LEVEL WITHIN $\pm 1/8"$ IN 8'-0" AND THAT THE FLOORING IS CONTINUOUS.
- THE LAYOUT SHOWN IS DRAWN PER HUSSEY SEATING CO. INTERPRETATION OF: **NFPA 102 2006**
IF THE APPLICABLE CODE IS DIFFERENT THAN THE ONE STATED, PLEASE INDICATE ON THE LINE PROVIDED:
IF NO OTHER CODE IS INDICATED, IT IS ASSUMED THAT THE DEALER/ARCHITECT IS AWARE OF THE CODE APPLIED TO THE LAYOUT SHOWN, AND THAT HUSSEY SEATING Co. CANNOT BE HELD RESPONSIBLE IF ANY DEVIATION OCCURS.
- HUSSEY SEATING COMPANY STRIVES TO CONTINUOUSLY IMPROVE IT'S PRODUCT AND MANUFACTURING METHODS. THE COMPANY RESERVES THE RIGHT TO MAKE CHANGES WITHOUT NOTICE WHEN, IN THE OPINION OF THE COMPANY, SUCH CHANGES IMPROVE THE PRODUCT OR IT'S PERFORMANCE.

BANK SUMMARY

BANK: A
MODEL: MAXAM26
RISE: 11 5/8"
ROW SPACING: 26"
TIERS: 13

REV.	CHK	DATE	DESCRIPTION

REVISIONS

FIELD SUMMARY (REQUIRED WITH FIELD CHECK)

FLOOR CONSTRUCTION: WOOD
WALL CONSTRUCTION: CONCRETE BLOCK
ATTACHMENT TYPE: LOWER WALL

Field Check By: _____ Date: _____
Approval By: _____ Date: _____


**PLAN OF SEATING: BANK A
BARUCH COLLEGE - PHASE 2
NEW YORK, NY**

DRAWN BY: HUSSEY DATE: 2/13/2019

CHKD BY: X DATE: X

SCALE: AS NOTED

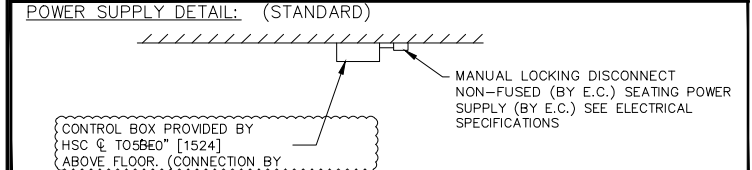
CAD NO. Q491057	JOB NO. Q491057	DRAWING NO. C-652020
--------------------	--------------------	-------------------------



INTEGRAL POWER SUMMARY

BANK LETTER	NO. OF MOTORS	PWR FRAME MODEL	CONTROL: PENDANT/KEY	POWER SUPPLY LOCATION	POWERED TIER
A	3	PF3	REMOTE	27'-0"	2

POWER SPECIFICATIONS



ELECTRICAL SPECIFICATIONS:

EACH MOTOR: 1/2HP, 120/208V, THREE PHASE, 1.25 SERVICE FACTOR
REF. INTEGRAL POWER SUMMARY CHART FOR QUANTITIES.
POWER SUPPLY: (SUPPLIED BY ELECTRICAL CONTRACTOR)(E.C.)
120/208 VOLTS, 20 AMPS, 3 PHASE, 4 CONDUCTORS + GROUND
MAXIMUM ALLOWABLE FULL LOAD VOLTAGE DROP IS 4 %.

**A
PLAN OF SEATING
1/8" = 1'**

FLEX ROW SCHEDULE
5, 8, 4, 9, 4, 6, 5, 2, 5, 5,
GROSS SEATS = 689
Net Seats = 0

- POWER SUPPLY (FLOOR MOUNTED) [] = VALUE IN MILLIMETERS NON-USEABLE SEAT
- INDICATES CUT MODULE CONTOUR PLASTIC BACKREST WOOD BACKREST
- KEY SWITCH CONTROL (SEE DETAIL) HATCHWAY "PFe" PENDANT CONTROL

LEGEND

- SELF STORING RAILED END (SEE DETAIL)
- INDICATES SECTION NUMBER FOR BANK
- FOOT LEVEL AISLE
- AISLE HAND RAIL
- AISLE STEP
- WHEELCHAIR ACCESS SPACE (36" W x 48" D)
- COMPANION SEAT (18" W)
- COMPANION SPACE (24" W)
- TELESCOPIC SEATING IN CLOSED POSITION
- POWER SUPPLY (WALL MOUNTED)
- PENDANT CONTROL
- END PANEL



husseyseating™

YOUR PARTNER FOR SEATING SOLUTIONS
38 DYER STREET EXT.
NORTH BERWICK, ME. 03906
TELEPHONE: (207) 676-2271 FAX: (207) 676-2222

IMPORTANT

THIS PLAN HAS BEEN DRAWN IN ACCORDANCE WITH THE INFORMATION SUPPLIED BY THE ARCHITECT, AND/OR DEALER. HUSSEY SEATING Co. DOES NOT ACCEPT ANY RESPONSIBILITY FOR THE ACCURACY, OR RELEVANCE, SHOULD THERE BE ANY DEVIATION FROM THE INFORMATION SUPPLIED WITHOUT THE APPROVAL OF HUSSEY SEATING Co.

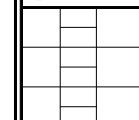
GENERAL NOTES

1. DEALER WILL VERIFY ALL DIMENSIONS AND INFORMATION SHOWN. INSURE THAT ALL FIELD CHECKED INTERMEDIATE DIMENSIONS EQUAL THEIR CORRESPONDING OVERALL DIMENSION, AND RETURN THIS DRAWING WITH THE APPROPRIATE SIGNATURES FOR FURTHER ACTION.
2. HUSSEY SEATING Co. WILL ASSUME RESPONSIBILITY FOR MANUFACTURING AND SUPPLYING PRODUCT ACCORDING TO THIS DRAWING AND APPROVAL.
3. THE ARCHITECT, GENERAL CONTRACTOR AND OWNER WILL INSURE THAT FLOORING IS LEVEL WITHIN $\pm 1/8"$ IN $8'-0"$ AND THAT THE FLOORING IS CONTINUOUS.
4. THE LAYOUT SHOWN IS DRAWN PER HUSSEY SEATING Co. INTERPRETATION OF:
NFPA 102 2006
IF THE APPLICABLE CODE IS DIFFERENT THAN THE ONE STATED, PLEASE INDICATE ON THE LINE PROVIDED:

IF NO OTHER CODE IS INDICATED, IT IS ASSUMED THAT THE DEALER/ARCHITECT IS AWARE OF THE CODE APPLIED TO THE LAYOUT SHOWN, AND THAT HUSSEY SEATING Co. CANNOT BE HELD RESPONSIBLE IF ANY DEVIATION OCCURS.
5. HUSSEY SEATING COMPANY STRIVES TO CONTINUOUSLY IMPROVE IT'S PRODUCT AND MANUFACTURING METHODS. THE COMPANY RESERVES THE RIGHT TO MAKE CHANGES WITHOUT NOTICE WHEN, IN THE OPINION OF THE COMPANY, SUCH CHANGES IMPROVE THE PRODUCT OR IT'S PERFORMANCE.

BANK SUMMARY

BANK: A
MODEL: MAXAM26
RISE: 11 5/8"
ROW SPACING: 26"
TIERS: 13



REV. CHK DATE DESCRIPTION

REVISIONS

FIELD SUMMARY (REQUIRED WITH FIELD CHECK)

FLOOR CONSTRUCTION: WOOD
WALL CONSTRUCTION: CONCRETE BLOCK
ATTACHMENT TYPE: LOWER WALL

Field Check By: _____ Date: _____ Approval By: _____ Date: _____

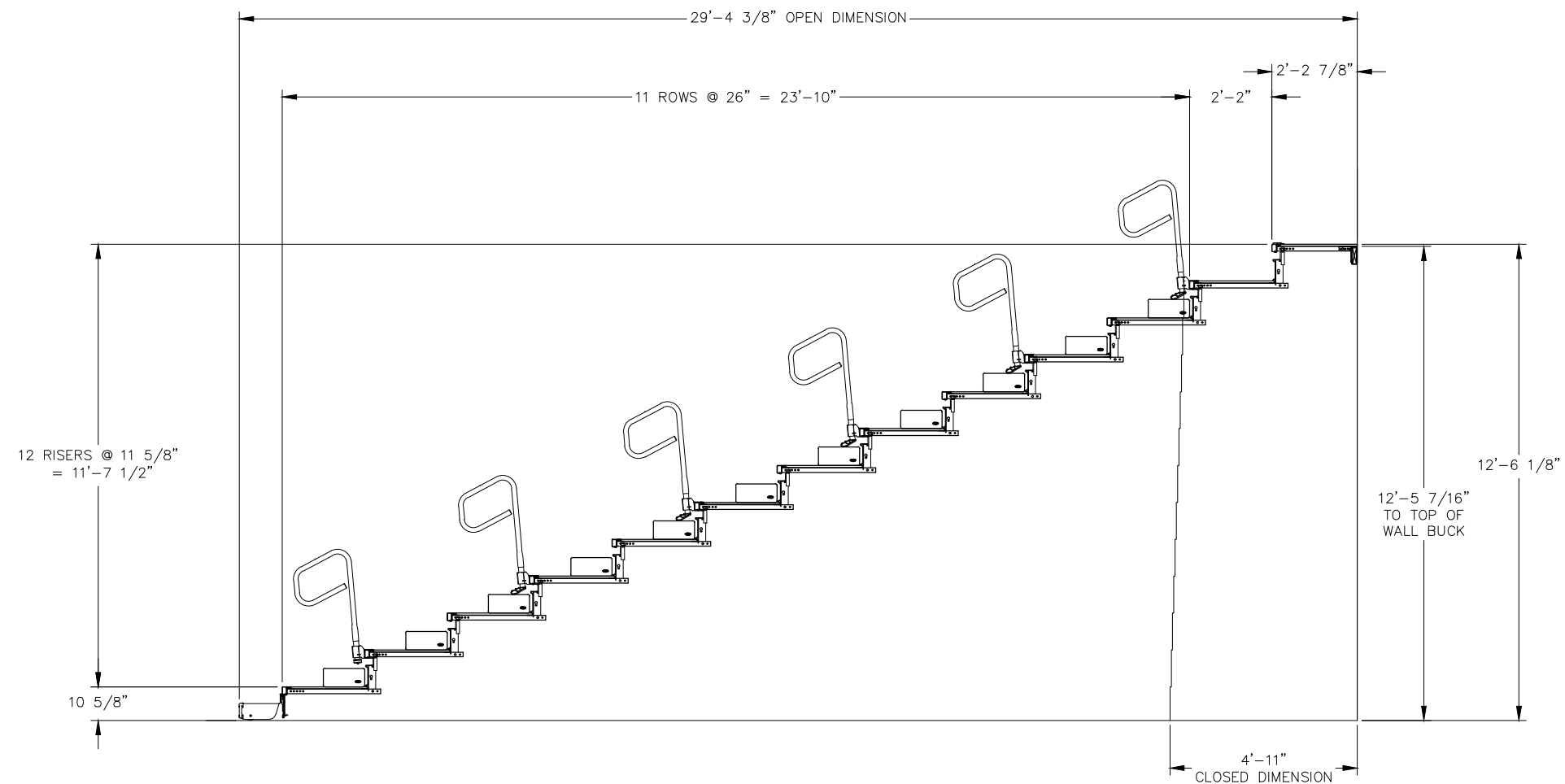
**SECTION VIEWS: BANK A
BARUCH COLLEGE - PHASE 2
NEW YORK, NY**

DRAWN BY: HUSSEY DATE: 2/13/2019

CHKD BY: X DATE: X

SCALE: AS NOTED

CAD NO. Q491057	JOB NO. Q491057	DRAWING NO. C-652020
--------------------	--------------------	-------------------------



A SECTION 1
1/4" = 1' SC01



husseyseating
 YOUR PARTNER FOR SEATING SOLUTIONS

38 DEER STREET EXT.
 NORTH BERWICK, ME 03906
 TELEPHONE: (207) 676-2271 FAX: (207) 676-2222

IMPORTANT!

THIS PLAN HAS BEEN DRAWN IN ACCORDANCE WITH THE INFORMATION SUPPLIED BY THE ARCHITECT, AND/OR DEALER. HUSSEY SEATING CO. DOES NOT ACCEPT ANY RESPONSIBILITY FOR THE ACCURACY, OR RELEVANCE, SHOULD THERE BE ANY DEVIATION FROM THE INFORMATION SUPPLIED WITHOUT THE APPROVAL OF HUSSEY SEATING CO.

GENERAL NOTES

- DEALER WILL VERIFY ALL DIMENSIONS AND INFORMATION SHOWN. INSURE THAT ALL FIELD CHECKED INTERMEDIATE DIMENSIONS EQUAL THEIR CORRESPONDING OVERALL DIMENSION, AND RETURN THIS DRAWING WITH THE APPROPRIATE SIGNATURES FOR FURTHER ACTION.
- HUSSEY SEATING CO. WILL ASSUME RESPONSIBILITY FOR MANUFACTURING AND SUPPLYING PRODUCT ACCORDING TO THIS DRAWING AND APPROVAL.
- THE ARCHITECT, GENERAL CONTRACTOR AND OWNER WILL INSURE THAT FLOORING IS LEVEL WITHIN $\pm 1/8"$ IN $8'-0"$ AND THAT THE FLOORING IS CONTINUOUS.
- THE LAYOUT SHOWN IS DRAWN PER HUSSEY SEATING CO. INTERPRETATION OF: **NFPA 102 2006**. IF THE APPLICABLE CODE IS DIFFERENT THAN THE ONE STATED, PLEASE INDICATE ON THE LINE PROVIDED. IF NO OTHER CODE IS INDICATED, IT IS ASSUMED THAT THE DEALER/ARCHITECT IS AWARE OF THE CODE APPLIED TO THE LAYOUT SHOWN, AND THAT HUSSEY SEATING CO. CANNOT BE HELD RESPONSIBLE IF ANY DEVIATION OCCURS.
- HUSSEY SEATING COMPANY STRIVES TO CONTINUOUSLY IMPROVE ITS PRODUCT AND MANUFACTURING METHODS. THE COMPANY RESERVES THE RIGHT TO MAKE CHANGES WITHOUT NOTICE WHEN, IN THE OPINION OF THE COMPANY, SUCH CHANGES IMPROVE THE PRODUCT OR ITS PERFORMANCE.

BANK SUMMARY

BANK: A

MODEL: MAXAM26

RISE: 11 5/8"

ROW SPACING: 26"

TIERS: 13

REV.	CHK	DATE	DESCRIPTION
REVISIONS			

FIELD SUMMARY (REQUIRED WITH FIELD CHECK)

FLOOR CONSTRUCTION: WOOD
 WALL CONSTRUCTION: CONCRETE BLOCK
 ATTACHMENT TYPE: LOWER WALL

Field Check By: _____ Date: _____ Approval By: _____ Date: _____


**PLAN OF SEATING: BANK A
 BARUCH COLLEGE - PHASE 2
 NEW YORK, NY**

DRAWN BY: HUSSEY DATE: 12/13/2019

CHKD BY: X DATE: X

SCALE: AS NOTED

CAD NO. Q491057	JOB NO. Q491057	DRAWING NO. C-652020
--------------------	--------------------	-------------------------

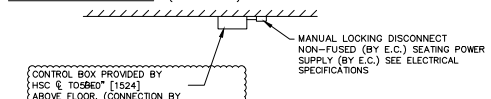


INTEGRAL POWER SUMMARY

BANK LETTER	NO. OF MOTORS	PWR FRAME MODEL	CONTROL: PENDANT/KEY	POWER SUPPLY LOCATION	POWERED TIER
A	3	PF3	REMOTE	27'-0"	2

POWER SPECIFICATIONS

POWER SUPPLY DETAIL: (STANDARD)



ELECTRICAL SPECIFICATIONS:

EACH MOTOR: 1/2HP, 120/208V, THREE PHASE, 1.25 SERVICE FACTOR
 REF. INTEGRAL POWER SUMMARY CHART FOR QUANTITIES
 POWER SUPPLY: (SUPPLIED BY ELECTRICAL CONTRACTOR)(E.C.)
 120/208 VOLTS, 20 AMPS, 3 PHASE, 4 CONDUCTORS + GROUND
 MAXIMUM ALLOWABLE FULL LOAD VOLTAGE DROP IS 4 %

**A
 PLAN OF SEATING
 1/8" = 1'**

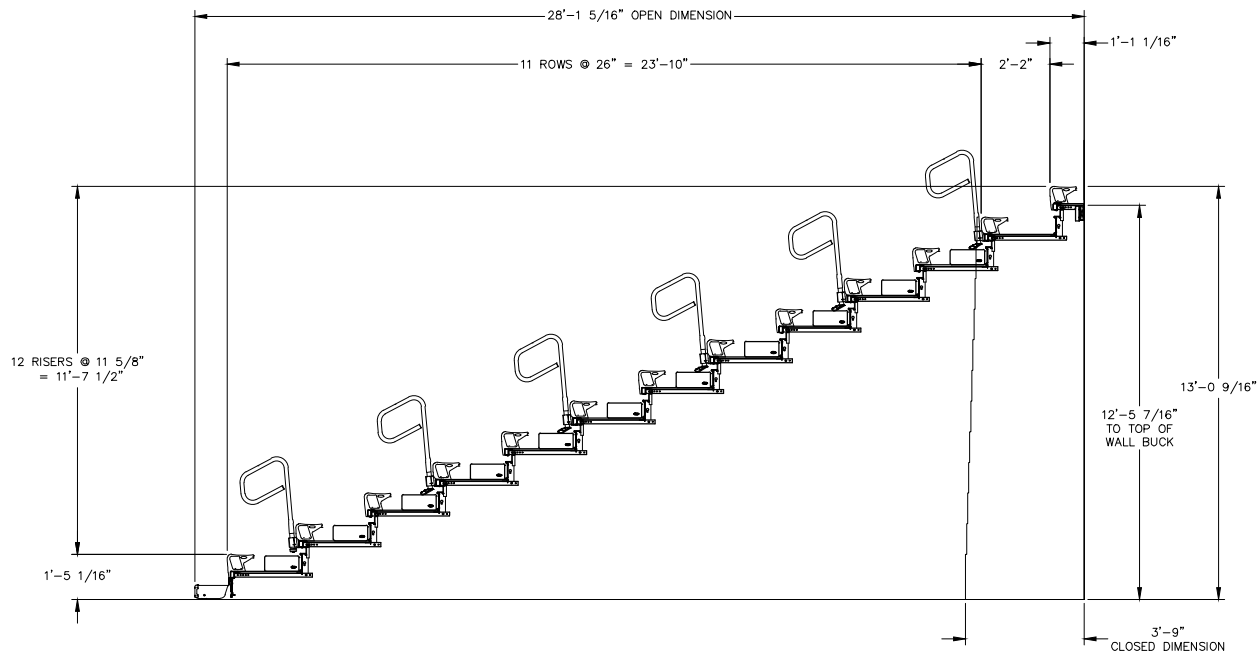
FLEX ROW SCHEDULE
 5, 8, 4, 9, 4, 6, 5, 2, 5, 5,

GROSS SEATS = 689
 Net Seats = 0

- POWER SUPPLY (FLOOR MOUNTED) [] = VALUE IN MILLIMETERS NON-USEABLE SEAT
- INDICATES CUT MODULE CONTOUR PLASTIC BACKREST WOOD BACKREST
- KEY SWITCH CONTROL (SEE DETAIL) HATCHWAY PPF[®] PENDANT CONTROL

LEGEND

- SELF STORING RAILED END (SEE DETAIL)
- INDICATES SECTION NUMBER FOR BANK
- FOOT LEVEL AISLE
- AISLE HAND RAIL
- AISLE STEP
- WHEELCHAIR ACCESS SPACE (36" W x 48" D)
- COMPANION SEAT (18" W)
- COMPANION SPACE (24" W)
- TELESCOPIC SEATING IN CLOSED POSITION
- POWER SUPPLY (WALL MOUNTED)
- PENDANT CONTROL
- END PANEL



12 RISERS @ 11 5/8"
= 11'-7 1/2"

1'-5 1/16"

28'-1 5/16" OPEN DIMENSION

11 ROWS @ 26" = 23'-10"

1'-1 1/16"

2'-2"

13'-0 9/16"

12'-5 7/16"
TO TOP OF
WALL BUCK

3'-9"
CLOSED DIMENSION

A
SECTION
1/4" = 1'
1
SC01



husseyseating
YOUR PARTNER FOR SEATING SOLUTIONS

36 DYER STREET EXT.
NORTH BERWICK, ME 03906
TELEPHONE: (207) 676-2271 FAX: (207) 676-2222

IMPORTANT

THIS PLAN HAS BEEN DRAWN IN ACCORDANCE WITH THE INFORMATION SUPPLIED BY THE ARCHITECT, AND/OR DEALER. HUSSEY SEATING CO. DOES NOT ACCEPT ANY RESPONSIBILITY FOR THE ACCURACY, OR RELEVANCE, SHOULD THERE BE ANY DEVIATION FROM THE INFORMATION SUPPLIED WITHOUT THE APPROVAL OF HUSSEY SEATING CO.

GENERAL NOTES

1. DEALER WILL VERIFY ALL DIMENSIONS AND INFORMATION SHOWN. INSURE THAT ALL FIELD CHECKED INTERMEDIATE DIMENSIONS EQUAL THEIR CORRESPONDING OVERALL DIMENSION, AND RETURN THIS DRAWING WITH THE APPROPRIATE SIGNATURES FOR FURTHER ACTION.
2. HUSSEY SEATING CO. WILL ASSUME RESPONSIBILITY FOR MANUFACTURING AND SUPPLYING PRODUCT ACCORDING TO THIS DRAWING AND APPROVAL.
3. THE ARCHITECT, GENERAL CONTRACTOR AND OWNER WILL INSURE THAT FLOORING IS LEVEL WITHIN ±1/8" IN 8'-0" AND THAT THE FLOORING IS CONTINUOUS.
4. THE LAYOUT SHOWN IS DRAWN PER HUSSEY SEATING CO. INTERPRETATION OF:
NFPA 102 2006
IF THE APPLICABLE CODE IS DIFFERENT THAN THE ONE STATED, PLEASE INDICATE ON THE LINE PROVIDED:
IF NO OTHER CODE IS INDICATED, IT IS ASSUMED THAT THE DEALER/ARCHITECT IS AWARE OF THE CODE APPLIED TO THE LAYOUT SHOWN, AND THAT HUSSEY SEATING CO. CANNOT BE HELD RESPONSIBLE IF ANY DEVIATION OCCURS.
5. HUSSEY SEATING COMPANY STRIVES TO CONTINUOUSLY IMPROVE ITS PRODUCT AND MANUFACTURING METHODS. THE COMPANY RESERVES THE RIGHT TO MAKE CHANGES WITHOUT NOTICE WHEN, IN THE OPINION OF THE COMPANY, SUCH CHANGES IMPROVE THE PRODUCT OR ITS PERFORMANCE.

BANK SUMMARY

BANK: A
MODEL: MAXAM26
RISE: 11 5/8"
ROW SPACING: 26"
TIERS: 13

REV. CHK DATE DESCRIPTION

REVISIONS

FIELD SUMMARY (REQUIRED WITH FIELD CHECK)

FLOOR CONSTRUCTION: WOOD
WALL CONSTRUCTION: CONCRETE BLOCK
ATTACHMENT TYPE: LOWER WALL

Field Check By: _____ Date: _____ Approval By: _____ Date: _____

**SECTION VIEWS: BANK A
BARUCH COLLEGE - PHASE 1
NEW YORK, NY**

DRAWN BY: HUSSEY DATE: 12/12/2019

CHKD BY: X DATE: X

SCALE: AS NOTED

CAD NO. Q490979-2	JOB NO. Q490979-2	DRAWING NO. C-651769
----------------------	----------------------	-------------------------



husseyseating™
 YOUR PARTNER FOR SEATING SOLUTIONS

38 DYER STREET EXT.
 NORTH BERWICK, ME. 03906
 TELEPHONE: (207) 676-2271 FAX: (207) 676-2222

IMPORTANT
 THIS PLAN HAS BEEN DRAWN IN ACCORDANCE WITH THE INFORMATION SUPPLIED BY THE ARCHITECT, AND/OR DEALER. HUSSEY SEATING Co. DOES NOT ACCEPT ANY RESPONSIBILITY FOR THE ACCURACY, OR RELEVANCE, SHOULD THERE BE ANY DEVIATION FROM THE INFORMATION SUPPLIED WITHOUT THE APPROVAL OF HUSSEY SEATING CO.

GENERAL NOTES

- DEALER WILL VERIFY ALL DIMENSIONS AND INFORMATION SHOWN. INSURE THAT ALL FIELD CHECKED INTERMEDIATE DIMENSIONS EQUAL THEIR CORRESPONDING OVERALL DIMENSION, AND RETURN THIS DRAWING WITH THE APPROPRIATE SIGNATURES FOR FURTHER ACTION.
- HUSSEY SEATING Co. WILL ASSUME RESPONSIBILITY FOR MANUFACTURING AND SUPPLYING PRODUCT ACCORDING TO THIS DRAWING AND APPROVAL.
- THE ARCHITECT, GENERAL CONTRACTOR AND OWNER WILL INSURE THAT FLOORING IS LEVEL WITHIN $\pm 1/8"$ IN 8'-0" AND THAT THE FLOORING IS CONTINUOUS.
- THE LAYOUT SHOWN IS DRAWN PER HUSSEY SEATING Co. INTERPRETATION OF: **NFPA 102 2006**. IF THE APPLICABLE CODE IS DIFFERENT THAN THE ONE STATED, PLEASE INDICATE ON THE LINE PROVIDED:
 IF NO OTHER CODE IS INDICATED, IT IS ASSUMED THAT THE DEALER/ARCHITECT IS AWARE OF THE CODE APPLIED TO THE LAYOUT SHOWN, AND THAT HUSSEY SEATING Co. CANNOT BE HELD RESPONSIBLE IF ANY DEVIATION OCCURS.
- HUSSEY SEATING COMPANY STRIVES TO CONTINUOUSLY IMPROVE ITS PRODUCT AND MANUFACTURING METHODS. THE COMPANY RESERVES THE RIGHT TO MAKE CHANGES WITHOUT NOTICE WHEN, IN THE OPINION OF THE COMPANY, SUCH CHANGES IMPROVE THE PRODUCT OR ITS PERFORMANCE.

BANK SUMMARY

BANK: A
 MODEL: MAXAM26
 RISE: 11 5/8"
 ROW SPACING: 26"
 TIERS: 13

REV.	CHK	DATE	DESCRIPTION

REVISIONS

FIELD SUMMARY (REQUIRED WITH FIELD CHECK)

FLOOR CONSTRUCTION: WOOD
 WALL CONSTRUCTION: CONCRETE BLOCK
 ATTACHMENT TYPE: LOWER WALL

Field Check By: _____ Date: _____
 Approval By: _____ Date: _____

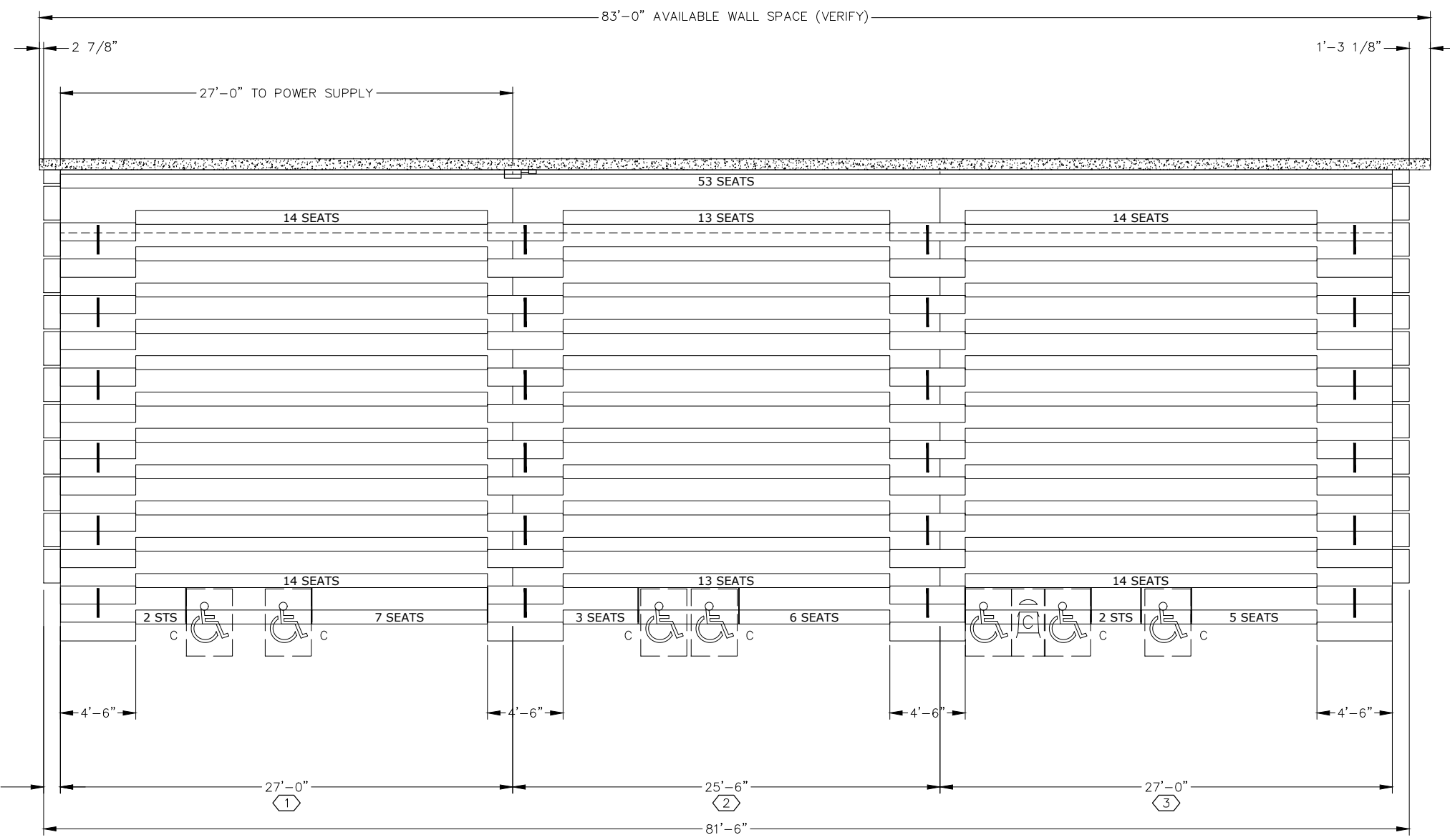
**PLAN OF SEATING: BANK A
 BARUCH COLLEGE - PHASE 1
 NEW YORK, NY**

DRAWN BY: **HUSSEY** DATE: **2/12/2019**

CHKD BY: **X** DATE: **X**

SCALE: **AS NOTED**

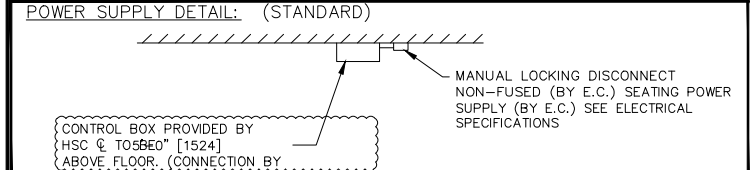
CAD NO. JOB NO. DRAWING NO.
Q490979-2 Q490979-2 C-651769



INTEGRAL POWER SUMMARY

BANK LETTER	NO. OF MOTORS	PWR FRAME MODEL	CONTROL: PENDANT/KEY	POWER SUPPLY LOCATION	POWERED TIER
A	3	PF3	REMOTE	27'-0"	2

POWER SPECIFICATIONS



ELECTRICAL SPECIFICATIONS:

EACH MOTOR: 1/2HP, 120/208V, THREE PHASE, 1.25 SERVICE FACTOR
 REF. INTEGRAL POWER SUMMARY CHART FOR QUANTITIES.
 POWER SUPPLY: (SUPPLIED BY ELECTRICAL CONTRACTOR)(E.C.)
 120/208 VOLTS, 20 AMPS, 3 PHASE, 4 CONDUCTORS + GROUND
 MAXIMUM ALLOWABLE FULL LOAD VOLTAGE DROP IS 4 %

**A
 PLAN OF SEATING**
 1/8" = 1'

FLEX ROW SCHEDULE
 5, 5, 7, 6, 4, 9, 5, 2, 2, 8,
 GROSS SEATS = 689
 Net Seats = 545

- POWER SUPPLY (FLOOR MOUNTED) [] = VALUE IN MILLIMETERS
- INDICATES CUT MODULE
- KEY SWITCH CONTROL (SEE DETAIL)
- CONTOUR PLASTIC BACKREST
- HATCHWAY
- WOOD BACKREST
- "Pfe" PENDANT CONTROL

LEGEND

SELF STORING RAILED END (SEE DETAIL)	WHEELCHAIR ACCESS SPACE (36" W x 48" D)	TELESCOPIC SEATING IN CLOSED POSITION
INDICATES SECTION NUMBER FOR BANK	COMPANION SEAT (18" W)	POWER SUPPLY (WALL MOUNTED)
FOOT LEVEL AISLE	COMPANION SPACE (24" W)	PENDANT CONTROL
AISLE HAND RAIL	END PANEL	



husseyseating™
 YOUR PARTNER FOR SEATING SOLUTIONS

38 DYER STREET EXT.
 NORTH BERWICK, ME. 03906
 TELEPHONE: (207) 676-2271 FAX: (207) 676-2222

IMPORTANT
 THIS PLAN HAS BEEN DRAWN IN ACCORDANCE WITH THE INFORMATION SUPPLIED BY THE ARCHITECT, AND/OR DEALER. HUSSEY SEATING Co. DOES NOT ACCEPT ANY RESPONSIBILITY FOR THE ACCURACY, OR RELEVANCE, SHOULD THERE BE ANY DEVIATION FROM THE INFORMATION SUPPLIED WITHOUT THE APPROVAL OF HUSSEY SEATING CO.

- GENERAL NOTES**
- DEALER WILL VERIFY ALL DIMENSIONS AND INFORMATION SHOWN. INSURE THAT ALL FIELD CHECKED INTERMEDIATE DIMENSIONS EQUAL THEIR CORRESPONDING OVERALL DIMENSION, AND RETURN THIS DRAWING WITH THE APPROPRIATE SIGNATURES FOR FURTHER ACTION.
 - HUSSEY SEATING Co. WILL ASSUME RESPONSIBILITY FOR MANUFACTURING AND SUPPLYING PRODUCT ACCORDING TO THIS DRAWING AND APPROVAL.
 - THE ARCHITECT, GENERAL CONTRACTOR AND OWNER WILL INSURE THAT FLOORING IS LEVEL WITHIN $\pm 1/8"$ IN 8'-0" AND THAT THE FLOORING IS CONTINUOUS.
 - THE LAYOUT SHOWN IS DRAWN PER HUSSEY SEATING Co. INTERPRETATION OF:
NFPA 102 2006
 IF THE APPLICABLE CODE IS DIFFERENT THAN THE ONE STATED, PLEASE INDICATE ON THE LINE PROVIDED:
 IF NO OTHER CODE IS INDICATED, IT IS ASSUMED THAT THE DEALER/ARCHITECT IS AWARE OF THE CODE APPLIED TO THE LAYOUT SHOWN, AND THAT HUSSEY SEATING Co. CANNOT BE HELD RESPONSIBLE IF ANY DEVIATION OCCURS.
 - HUSSEY SEATING COMPANY STRIVES TO CONTINUOUSLY IMPROVE IT'S PRODUCT AND MANUFACTURING METHODS. THE COMPANY RESERVES THE RIGHT TO MAKE CHANGES WITHOUT NOTICE WHEN, IN THE OPINION OF THE COMPANY, SUCH CHANGES IMPROVE THE PRODUCT OR IT'S PERFORMANCE.

BANK SUMMARY
 BANK: A
 MODEL: MAXAM26
 RISE: 11 5/8"
 ROW SPACING: 26"
 TIERS: 13

REV.	CHK	DATE	DESCRIPTION

REVISIONS

FIELD SUMMARY (REQUIRED WITH FIELD CHECK)
 FLOOR CONSTRUCTION: WOOD
 WALL CONSTRUCTION: CONCRETE BLOCK
 ATTACHMENT TYPE: LOWER WALL

Field Check By: _____ Date: _____ Approval By: _____ Date: _____

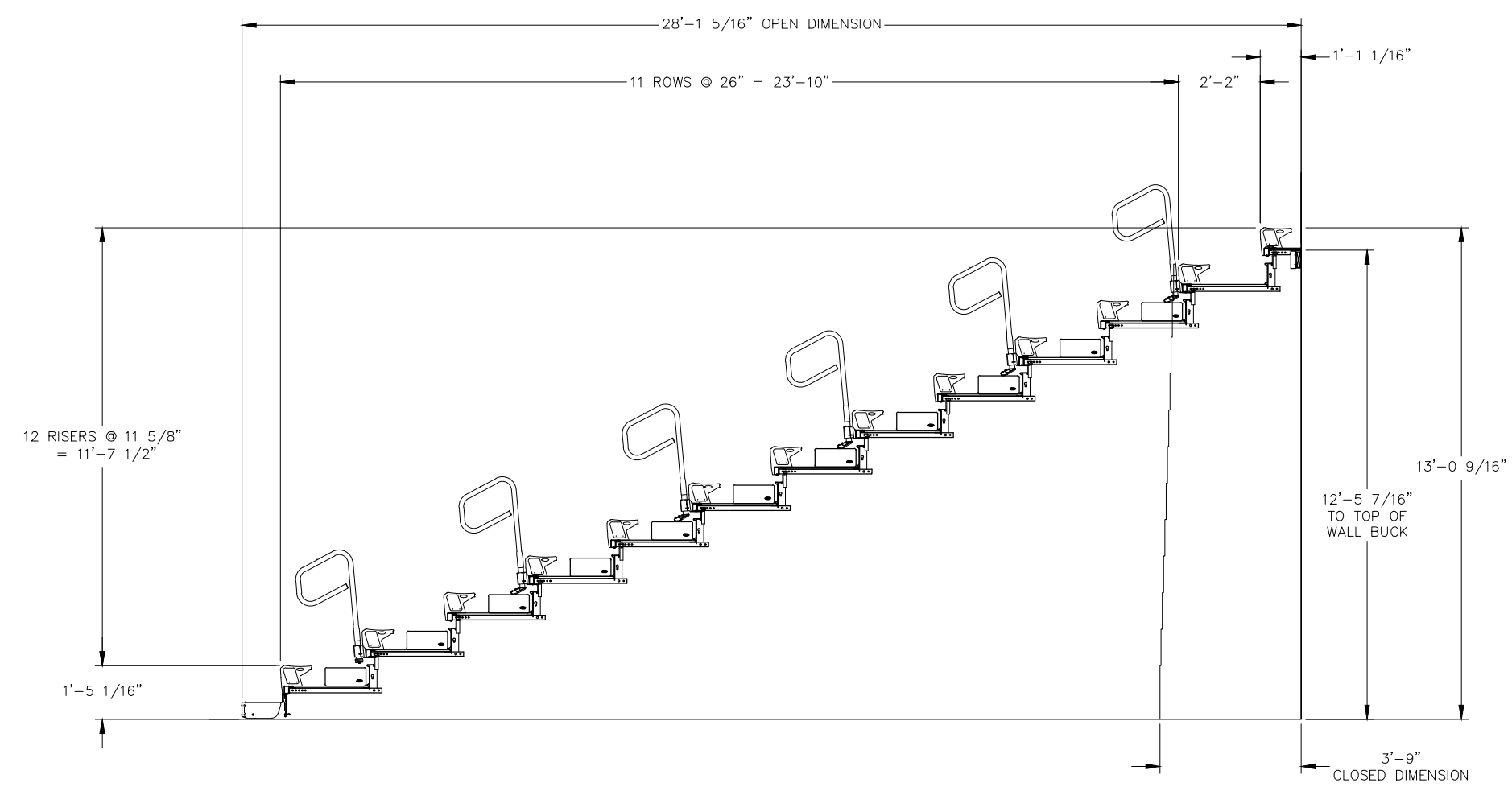
**SECTION VIEWS: BANK A
 BARUCH COLLEGE - PHASE 1
 NEW YORK, NY**

DRAWN BY: HUSSEY DATE: 2/12/2019

CHKD BY: X DATE: X

SCALE: AS NOTED

CAD NO.	JOB NO.	DRAWING NO.
Q490979-2	Q490979-2	C-651769



A
 SECTION 1
 1/4" = 1' SC01



husseyseating
 YOUR PARTNER FOR SEATING SOLUTIONS

38 DIER STREET EXT.
 NORTH BERWICK, ME 03906
 TELEPHONE: (207) 676-2271 FAX: (207) 676-2222

IMPORTANT!

THIS PLAN HAS BEEN DRAWN IN ACCORDANCE WITH THE INFORMATION SUPPLIED BY THE ARCHITECT, AND/OR DEALER. HUSSEY SEATING CO. DOES NOT ACCEPT ANY RESPONSIBILITY FOR THE ACCURACY, OR RELEVANCE, SHOULD THERE BE ANY DEVIATION FROM THE INFORMATION SUPPLIED WITHOUT THE APPROVAL OF HUSSEY SEATING CO.

GENERAL NOTES

1. DEALER WILL VERIFY ALL DIMENSIONS AND INFORMATION SHOWN. INSURE THAT ALL FIELD CHECKED INTERMEDIATE DIMENSIONS EQUAL THEIR CORRESPONDING OVERALL DIMENSION, AND RETURN THIS DRAWING WITH THE APPROPRIATE SIGNATURES FOR FURTHER ACTION.
2. HUSSEY SEATING CO. WILL ASSUME RESPONSIBILITY FOR MANUFACTURING AND SUPPLYING PRODUCT ACCORDING TO THIS DRAWING AND APPROVAL.
3. THE ARCHITECT, GENERAL CONTRACTOR AND OWNER WILL INSURE THAT FLOORING IS LEVEL WITHIN $\pm 1/8"$ IN $8'-0"$ AND THAT THE FLOORING IS CONTINUOUS.
4. THE LAYOUT SHOWN IS DRAWN PER HUSSEY SEATING CO. INTERPRETATION OF: **NFPA 102 2006**. IF THE APPLICABLE CODE IS DIFFERENT THAN THE ONE STATED, PLEASE INDICATE ON THE LINE PROVIDED.

IF NO OTHER CODE IS INDICATED, IT IS ASSUMED THAT THE DEALER/ARCHITECT IS AWARE OF THE CODE APPLIED TO THE LAYOUT SHOWN, AND THAT HUSSEY SEATING CO. CANNOT BE HELD RESPONSIBLE IF ANY DEVIATION OCCURS.

5. HUSSEY SEATING COMPANY STRIVES TO CONTINUOUSLY IMPROVE ITS PRODUCT AND MANUFACTURING METHODS. THE COMPANY RESERVES THE RIGHT TO MAKE CHANGES WITHOUT NOTICE WHEN, IN THE OPINION OF THE COMPANY, SUCH CHANGES IMPROVE THE PRODUCT OR ITS PERFORMANCE.

BANK SUMMARY

BANK: A

MODEL: MAXAM26

RISE: 11 5/8"

ROW SPACING: 26"

TIERS: 13

REV.	CHK.	DATE	DESCRIPTION
REVISIONS			

FIELD SUMMARY (REQUIRED WITH FIELD CHECK)

FLOOR CONSTRUCTION: WOOD
 WALL CONSTRUCTION: CONCRETE BLOCK
 ATTACHMENT TYPE: LOWER WALL

Field Check By: _____ Date: _____ Approval By: _____ Date: _____

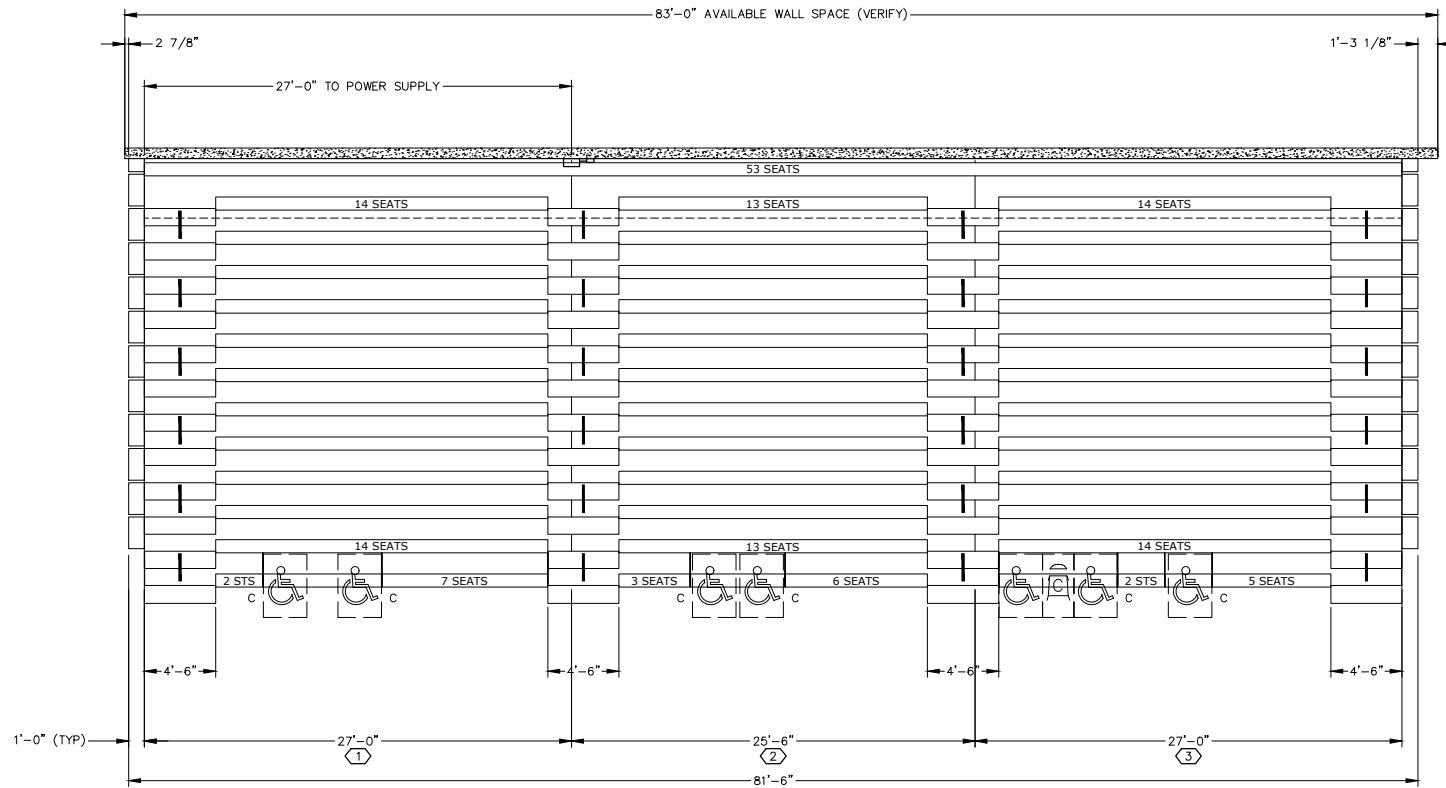
**PLAN OF SEATING: BANK A
 BARUCH COLLEGE - PHASE 1
 NEW YORK, NY**

DRAWN BY: HUSSEY DATE: 12/12/2019

CHKD BY: X DATE: X

SCALE: AS NOTED

CAD NO. Q490979-2	JOB NO. Q490979-2	DRAWING NO. C-651769
----------------------	----------------------	-------------------------



INTEGRAL POWER SUMMARY

BANK LETTER	NO. OF MOTORS	PWR FRAME MODEL	CONTROL: PENDANT/KEY	POWER SUPPLY LOCATION	POWERED TIER
A	3	PF3	REMOTE	27'-0"	2

POWER SPECIFICATIONS

POWER SUPPLY DETAIL: (STANDARD)

ELECTRICAL SPECIFICATIONS:

EACH MOTOR: 1/2HP, 120/208V, THREE PHASE, 1.25 SERVICE FACTOR
 REF. INTEGRAL POWER SUMMARY CHART FOR QUANTITIES
 POWER SUPPLY: (SUPPLIED BY ELECTRICAL CONTRACTOR)(E.C.)
 120/208 VOLTS, 20 AMPS, 3 PHASE, 4 CONDUCTORS + GROUND
 MAXIMUM ALLOWABLE FULL LOAD VOLTAGE DROP IS 4 %

**A
 PLAN OF SEATING
 1/8" = 1'**

FLEX ROW SCHEDULE
 5, 5, 7, 6, 4, 9, 5, 2, 2, 8,

GROSS SEATS = 689
 Net Seats = 545

- POWER SUPPLY (FLOOR MOUNTED) [] = VALUE IN MILLIMETERS NON-USEABLE SEAT
- INDICATES CUT MODULE CONTOUR PLASTIC BACKREST WOOD BACKREST
- KEY SWITCH CONTROL (SEE DETAIL) HATCHWAY PPF* PENDANT CONTROL

LEGEND

- SELF STORING RAILED END (SEE DETAIL)
- INDICATES SECTION NUMBER FOR BANK
- FOOT LEVEL AISLE
- AISLE HAND RAIL
- AISLE STEP
- WHEELCHAIR ACCESS SPACE (36" W x 48" D)
- COMPANION SEAT (18" W)
- COMPANION SPACE (24" W)
- TELESCOPIC SEATING IN CLOSED POSITION
- POWER SUPPLY (WALL MOUNTED)
- PENDANT CONTROL
- END PANEL