



**DASNY**

# SECTION A



BID NO.: 651                      PROJECT NAME & LOCATION Hutchings Psychiatric Center  
500 Cedar Street  
Syracuse, NY 13210

Description: **Furnish, Deliver and Install Signage**  
Bid Open Location: DASNY  
515 Broadway, Albany, NY 12207  
Bid Open Date: October 4, 2019

Bid Open Time: 2:30PM                      Contact: Theresa Graffeo at (518) 257-3583

### **NOTICE TO BIDDERS**

#### **MAIL BIDS EARLY**

Sealed bids will be received by DASNY at the above address for the items listed in the attached Bid Breakdown and Schedule. When submitting your bid you must:

1. Prepare your bid on the attached Bid Breakdown and Schedule. Return one signed original of the Bid Breakdown and Schedule
2. If your bid deviates from Specifications, explain such deviations or qualifications on your letterhead, setting forth therein such explanations, and attach them to the Bid Breakdown and Schedule.
3. Submission of a bid constitutes full knowledge and acceptance of all provisions of the Notice to Bidders, all information referenced in the Purchasing General Conditions, Supplemental and Detailed Specifications, the Bid Submission and any Supplemental General Requirements contained herein, as well as any addenda issued in relation to the Invitation for Bids.
4. Each bid shall bear on the outside of the envelope the name of the bidder, address, telephone number and designated as a bid for the following:  
DASNY Bid No. 651-  
Bid Opening Date: October 4, 2019 @ 2:30PM  
Return to:  
DASNY  
Attn: Purchasing Unit  
515 Broadway  
Albany, NY 12207-2964



Bid No.: 651

When a sealed bid is placed inside another delivery jacket, the bid delivery jacket must be clearly marked on the outside **"BID ENCLOSED"** and **"ATTENTION: PURCHASING UNIT"**. The Dormitory Authority will not be responsible for receipt of bids which do not comply with these instructions.

5. Mail bid responses early in order for them to be received before the time of the bid opening. **Late bids will be automatically rejected.** Individuals submitting bids in person or by private delivery services should allow sufficient time for processing through building security to assure that the bids are received prior to the deadline for submitting bids. All individuals who plan to attend bid openings will be required to present government-issued picture identification to building security officials and obtain a visitor's pass prior to attending the bid opening.
6. In accordance with State Finance Law § 139-j and 139-k, this solicitation includes and imposes certain restrictions on communications between Dormitory Authority personnel and an Offerer during this procurement process. Designated contact for this solicitation is:  
Theresa Graffeo, at Dormitory Authority – State of New York, 515 Broadway, Albany, NY 12207, Select One. Contacts made to other Dormitory Authority Personnel regarding this procurement may disqualify the Offerer and affect future procurements with governmental entities in the State of New York. Please refer to the Authority's website [www.dasny.org](http://www.dasny.org) for Authority policy and procedures regarding this law, or the NYS office of General Services website [www.ogs.ny.gov/BU/PC/](http://www.ogs.ny.gov/BU/PC/) for more information about this law.



Bid No.: 651

---

---

**If you are not submitting a bid it is requested that you complete and return the lower portion of this form**

*(Please check all that apply and provide comments in the space provided, if necessary)*

☐ We are not Submitting a bid.

☐ We Request removal of our name from the mailing list.

☐ Location of the job site.

☐ Commodity is not carried by our company.

☐ Scope is too large.

Other/Additional Explanation: \_\_\_\_\_

NAME OF  
BIDDER: \_\_\_\_\_

ADDRESS  
:

Street  
Telephone

City

State

Zip

\_\_\_\_\_  
Signature of Bidder

\_\_\_\_\_  
Official Title



---

## CLAUSES PURSUANT TO THE OMNIBUS PROCUREMENT ACT OF 1992

It is the policy of New York State to maximize opportunities for the participation of New York State business enterprises, including minority and woman-owned business enterprises as bidders, subcontractors and suppliers on its procurement contracts.

Information on the availability of New York subcontractors and supplies is available from:

Empire State Development  
Small Business Division  
30 South Pearl Street, 7<sup>th</sup> Floor  
Albany, NY 12207  
Phone: (800) 782-8369

A directory of minority and woman-owned business enterprises is available from:

Empire State Development  
Division of Minority and Women Business Development  
30 South Pearl Street  
Albany, NY 12207  
Phone: (518) 292-5250

Online Directory: <https://ny.newnycontracts.com/FrontEnd/VendorSearchPublic.asp>

DASNY maintains a directory of minority and women-owned business enterprises:  
<http://www.dasny.org/construc/mwsbereg/index.php>

The contractor acknowledges notice that New York State may seek to obtain offset credits from foreign countries as a result of this contract and agrees to cooperate with the State in these efforts.

DASNY encourages the use of recycled Materials in the manufacturing process. To that end, the recycled product must meet the same codes, specifications and standards the non-recycled materials do, including requirements for cost, installation, aesthetics, availability and maintenance.

---

The Omnibus Procurement Act of 1992 and § 2879 of the NYS Public Authorities Law require that by signing this bid, contractors certify that whenever the total bid amount is greater than \$1 million:

1. The contractor has made reasonable efforts to encourage the participation of New York State Business Enterprises as suppliers and Subcontractors on this project, and has retained the documentation of these efforts to be provided upon request to the State. If the contractor determines that NYS business enterprises are not available to participate on the contract as subcontractors or suppliers, the contractor shall provide a statement indicating the method by which such determination was made. If the contractor does not intend to use subcontractors, contractor shall provide a statement verifying such;
2. The contractor has complied with the Federal Equal Opportunity Act of 1972 (PL 92-261), as amended;
3. The contractor agrees to make reasonable efforts to provide notification to New York State residents of employment opportunities on this project through listing any such positions with the Job Service Division of the New York State Department of Labor, or providing such notification in such manner as is consistent with existing collective bargaining contracts or agreements. The contractor agrees to document these efforts and to provide said documentation to the State upon request;

**DASNY is required by law to notify the NYS Department of Economic Development of any procurement contract for one million dollars or more that is to be awarded to an out-of-state vendor. This notice must be done simultaneous to the notification of award provided to the vendor. A purchase order or contract cannot be issued until fifteen (15) days after such notification is provided.**

## GENERAL SPECIFICATIONS

- (1) The enclosed Purchasing General Conditions are hereby incorporated by reference. Submission of a bid response shall constitute acceptance of such conditions. Any exceptions/clarifications/qualifications to these conditions or other specifications and/or requirements contained herein must be clearly stated in the bid response and, depending upon the nature of such, may be grounds for rejection of your bid.
- (2) Bids must be submitted in the bidder's full legal name, or the bidder's full legal name plus a registered assumed name, if any.
- (3) All NYS bidders are required to be registered to do business with the NYS Department of State or their local County Clerk, whichever is applicable.
- (4) All out-of-state bidders will be required to provide proof of registration to do business in their state. All out-of-state bidders that "do business in New York State" **MUST BE REGISTERED WITH THE NYS DEPARTMENT OF STATE**. Please contact the NYS Department of State at (518) 473-2492. Information is available at the DOS website: [www.dos.ny.gov](http://www.dos.ny.gov)
- (5) DASNY is required by law to notify the Empire State Development of any procurement contract for one million dollars or more that is to be awarded to an out-of-state vendor. This notice must be done simultaneous to the notification of award provided to the vendor. A purchase order or contract cannot be issued until fifteen (15) days after such notification is provided.
- (6) Empire State Development is required by law to identify states and other jurisdictions that impose preferences or other penalties against New York bidders. DASNY is precluded from soliciting bids or entering into procurement contracts with companies that have their principal place of business located in one of the listed jurisdictions, unless the procurement is for a product that is substantially manufactured in New York State or the services are to be performed in New York State. Currently, this list of jurisdictions includes the states of Alaska, Hawaii, Louisiana, South Carolina, West Virginia and Wyoming.
- (7) Unless otherwise indicated, any reference to brands or model numbers is intended to establish a standard. Items of all manufacturers will be considered, provided the item is determined to meet or exceed the required specification. DASNY's decision as to whether a substitute item meets specification will be final. Your attention is directed to Article II-7, Page 5 of the General Conditions. In order to evaluate substitute items, detailed specifications must be submitted for any product that is other than the one(s) specified in the bid.

## GENERAL SPECIFICATIONS CONTINUED

- (8) Unless otherwise noted, guarantee on all items is to be one year as detailed in Article XVI of the General Conditions
- (9) All upholstered furniture and drapery panels and lining must meet strict flammability requirements. Standards applicable to this bid, if any, will be delineated in the Detailed Specifications.
- (10) **LABOR/TRADES** - Any labor, materials or means whose employment, or utilization during the course of this contract, shall not in any way cause or result in strike, work stoppages, delays, suspension of work; or similar troubles by workers employed by this contractor or his subcontractors, or by any of the trades working in or about the buildings and premises where work is being performed. Any violation by the contractor of this requirement may in the sole judgment of DASNY be considered as proper and sufficient cause for declaring the contractor to be in default, and for the owner to take action against him as set forth in the Purchasing General Conditions, Article VIII, "Termination", or such other action as DASNY may deem proper.
- (11) Bid results are available on the DASNY website ([www.DASNY.org](http://www.DASNY.org)). Bid results will not be given over the phone.
- (12) If you are a NYS Certified Minority or Women Owned Business, please include a copy of your certification with the bid.



**DASNY**

**ANDREW M. CUOMO**  
Governor

**ALFONSO L. CARNEY, JR.**  
Chair

**GERRARD P. BUSHELL, Ph.D.**  
President & CEO

## SUPPLEMENTAL SPECIFICATIONS

**The following items are attached for informational purposes. Referenced documents need not be returned with the proposal.** These documents are only applicable to the successful bidder and the ensuing procurement contract. Documents are only applicable to the successful bidder and the ensuing procurement contract. Documents applicable to the procurement that will result from this Invitation for Bids are designated by a check box (☒). Unless otherwise indicated, the referenced documents are located at the end of this Invitation for Bids.

- ☒ **Purchasing General Conditions** – The DASNY Purchasing General Conditions contains terms and conditions of purchases made by DASNY. It is recommended that this document be reviewed fully.
- ☐ **M/WBE Utilization Plan and Request for Waiver** - Minority and Women-Owned Business Enterprise (M/WBE) goals for this project are 0% and 0%, respectively. The successful bidder shall be required to complete a Utilization Plan or Request for Waiver, to be approved by DASNY's Opportunity Programs Group. Reference Purchasing General Conditions, Article XIX, Affirmative Action for Contracts Mr. Michael Clay, DASNY Opportunity Programs Group at (518) 257-3464, is available to assist all bidders in attaining these goals. *Reference the enclosed "Good Faith Efforts Guidelines".*
- ☒ **Supplemental General Requirements** – Attached (if applicable) are the Supplemental General Requirements (SGRs) which provide important logistical information and additional conditions which govern this procurement. Please read these SGRs carefully.
- ☒ **Form of DASNY Contract** – The procurement resulting from the Invitation for Bids will be executed through a DASNY purchase order and a related contract. The contract executed with the successful bidder will be in the same substantial form as the attached "Form of Contract". Note that this Invitation for Bids and any response to such will be annexed as binding terms of the purchase agreement.
- ☒ **Certificate of Insurance** (*sample enclosed*) – The successful bidder will be required to provide a Certificate of Insurance pursuant to Article XIV of the enclosed Purchasing General Conditions. The certificate shall name DASNY and other designated parties as additional insureds.

**CORPORATE HEADQUARTERS**  
515 Broadway  
Albany, NY 12207-2964

T 518-257-3000  
F 518-257-3100

**NEW YORK CITY OFFICE**  
One Penn Plaza, 52nd Floor  
New York, NY 10119-0098

T 212-273-5000  
F 212-273-5121

**BUFFALO OFFICE**  
539 Franklin Street  
Buffalo, NY 14202-1109

T 716-884-9780  
F 716-884-9787

**DORMITORY AUTHORITY STATE OF NEW YORK**

**WE FINANCE, BUILD AND  
DELIVER.**

[www.dasny.org](http://www.dasny.org)



**DASNY**

**ANDREW M. CUOMO**  
Governor

**ALFONSO L. CARNEY, JR.**  
Chair

**GERRARD P. BUSHELL, Ph.D.**  
President & CEO

**SUPPLEMENTAL SPECIFICATIONS CONTINUED**

- ☒ **Worker's Compensation / Disability Insurance** – The successful proposer will be required to provide specific documentation with respect to Worker's Compensation and Disability Insurance pursuant to Article XIV of the enclosed Purchasing General Conditions. Requirements are detailed in the enclosed "Workers' Compensation and Disability Benefits Requirements" document.
- ☒ **Prevailing Wage Schedule** – NYS Labor Law requires all wages paid by contractors and subcontractors on public work projects be paid at the prevailing wage rates. Enclosed is the current rate schedule for the appropriate county. Contractors and Subcontractors are responsible for obtaining current rates throughout the course of the project. The NYS Department of Labor (NYS DOL) updates these rates on July 1st of each year. Current rates can be obtained on the NYS DOL website ([www.labor.state.ny.us](http://www.labor.state.ny.us)) or by fax at (518) 485-1870. Note that an executed Contractor and Subcontractor Certification and certified payrolls, which include the hours and days worked by each workman, laborer or mechanic, the occupation at which he worked, the hourly wage rate paid and the supplements paid or provided, must be submitted with each and every payment requisition. **DASNY will not process an invoice without this information.** Forms are available on the DASNY website: <http://www.dasny.org/construc/forms2/vendors.php>
- ☒ **Labor and Material Payment Bond** – The successful bidder must be prepared to provide surety bonds prior to award in accordance with Article XIV of the DASNY Purchasing General Conditions. The costs of these bonds are to be separately stated in the total bid price as indicated on the Bid Breakdown and Schedule.
- ☒ **Performance Bond** – The Successful bidder must be prepared to provide surety bonds prior to award in accordance with Article XIV of DASNY Purchasing General Conditions. The costs of these bonds are to be separately stated in the total bid price as indicated on the Bid Breakdown and Schedule.
- ☒ **Standard Vendor Responsibility Questionnaire (SVRQ)** – The successful proposer, in accordance with Article XXII of DASNY Purchasing General Conditions, will be required to complete the enclosed SVRQ. The award of a contract will be subject to a review of the information contained in these forms.

**CORPORATE HEADQUARTERS**  
515 Broadway  
Albany, NY 12207-2964

T 518-257-3000  
F 518-257-3100

**NEW YORK CITY OFFICE**  
One Penn Plaza, 52nd Floor  
New York, NY 10119-0098

T 212-273-5000  
F 212-273-5121

**BUFFALO OFFICE**  
539 Franklin Street  
Buffalo, NY 14202-1109

T 716-884-9780  
F 716-884-9787

**DORMITORY AUTHORITY STATE OF NEW YORK**

**WE FINANCE, BUILD AND  
DELIVER.**

[www.dasny.org](http://www.dasny.org)



**DASNY**

**ANDREW M. CUOMO**  
Governor

**ALFONSO L. CARNEY, JR.**  
Chair

**GERRARD P. BUSHELL, Ph.D.**  
President & CEO

**SUPPLEMENTAL SPECIFICATIONS CONTINUED**

- ☐ **NYS Uniform Contracting Questionnaire (UCQ)** – The successful proposer will be required to complete the enclosed UCQ. The award of a contract will be subject to a review of the information contained in these forms.
  
- ☐ **DASNY Contractor and Consultant Questionnaire (CCQ)** – The successful proposer will be required to complete the enclosed CCQ. The award of a contract will be subject to a review of the information contained in these

**CORPORATE HEADQUARTERS**  
515 Broadway  
Albany, NY 12207-2964

T 518-257-3000  
F 518-257-3100

**NEW YORK CITY OFFICE**  
One Penn Plaza, 52nd Floor  
New York, NY 10119-0098

T 212-273-5000  
F 212-273-5121

**BUFFALO OFFICE**  
539 Franklin Street  
Buffalo, NY 14202-1109

T 716-884-9780  
F 716-884-9787

**DORMITORY AUTHORITY STATE OF NEW YORK**

**WE FINANCE, BUILD AND  
DELIVER.**

[www.dasny.org](http://www.dasny.org)



**DASNY**

**ANDREW M. CUOMO**  
Governor

**ALFONSO L. CARNEY, JR.**  
Chair

**GERRARD P. BUSHELL, Ph.D.**  
President & CEO

## SUPPLEMENTAL GENERAL REQUIREMENTS

### **Requests for Information:**

All questions pertaining to Bid No. 651 - Furnish, Deliver and Install Signage are due no later than 4:00 p.m. on September 24, 2019 to [tgraffeo@dasny.org](mailto:tgraffeo@dasny.org). RFI Responses will be posted via Addenda to DASNY's Website in the Attachments Section of the Bid Opportunity Page for Bid No. 651.

### **Site Visit**

A site visit has been scheduled for September 20, 2019 at 10 a.m. at the Hutchings Psychiatric Center, Building 10, located at 500 Cedar Street, Syracuse, NY 13210. Please confirm attendance to Neil Warner, [nwarner@dasny.org](mailto:nwarner@dasny.org), cell (315) 383-4320.

---

#### **CORPORATE HEADQUARTERS**

515 Broadway  
Albany, NY 12207-2964

T 518-257-3000  
F 518-257-3100

#### **NEW YORK CITY OFFICE**

One Penn Plaza, 52nd Floor  
New York, NY 10119-0098

T 212-273-5000  
F 212-273-5121

#### **BUFFALO OFFICE**

539 Franklin Street  
Buffalo, NY 14202-1109

T 716-884-9780  
F 716-884-9787

#### **DORMITORY AUTHORITY STATE OF NEW YORK**

**WE FINANCE, BUILD AND  
DELIVER.**

[www.dasny.org](http://www.dasny.org)





**DASNY**

**ANDREW M. CUOMO**  
Governor

**ALFONSO L. CARNEY, JR.**  
Chair

**GERRARD P. BUSHELL, Ph.D.**  
President & CEO

## SCOPE OF WORK

**See Attached**

**CORPORATE HEADQUARTERS**  
515 Broadway  
Albany, NY 12207-2964  
  
T 518-257-3000  
F 518-257-3100

**NEW YORK CITY OFFICE**  
One Penn Plaza, 52nd Floor  
New York, NY 10119-0098  
  
T 212-273-5000  
F 212-273-5121

**BUFFALO OFFICE**  
539 Franklin Street  
Buffalo, NY 14202-1109  
  
T 716-884-9780  
F 716-884-9787

**DORMITORY AUTHORITY STATE OF NEW YORK**  
  
**WE FINANCE, BUILD AND  
DELIVER.**

[www.dasny.org](http://www.dasny.org)



**DASNY**

**ANDREW M. CUOMO**  
Governor

**ALFONSO L. CARNEY, JR.**  
Chair

**GERRARD P. BUSHELL, Ph.D.**  
President & CEO

### **Scope of Work for Removal of Signage**

Remove existing signage from the walls using methods to minimize the damage to the drywall. In cases where the paper on the drywall is damaged repair using standard drywall compound and sand smooth, paint patch to match surrounding walls.

### **Scope of Work for Installation of Signage**

Install new signage per the Detailed Specifications included in this Invitation for Bid.

**CORPORATE HEADQUARTERS**  
515 Broadway  
Albany, NY 12207-2964  
  
T 518-257-3000  
F 518-257-3100

**NEW YORK CITY OFFICE**  
One Penn Plaza, 52nd Floor  
New York, NY 10119-0098  
  
T 212-273-5000  
F 212-273-5121

**BUFFALO OFFICE**  
539 Franklin Street  
Buffalo, NY 14202-1109  
  
T 716-884-9780  
F 716-884-9787

**DORMITORY AUTHORITY STATE OF NEW YORK**  
  
**WE FINANCE, BUILD AND  
DELIVER.**

[www.dasny.org](http://www.dasny.org)



**DASNY**

**ANDREW M. CUOMO**  
Governor

**ALFONSO L. CARNEY, JR.**  
Chair

**GERRARD P. BUSHELL, Ph.D.**  
President & CEO

## **DETAILED SPECIFICATIONS and DRAWINGS**

See attached

---

**CORPORATE HEADQUARTERS**  
515 Broadway  
Albany, NY 12207-2964  
  
**T** 518-257-3000  
**F** 518-257-3100

**NEW YORK CITY OFFICE**  
One Penn Plaza, 52nd Floor  
New York, NY 10119-0098  
  
**T** 212-273-5000  
**F** 212-273-5121

**BUFFALO OFFICE**  
539 Franklin Street  
Buffalo, NY 14202-1109  
  
**T** 716-884-9780  
**F** 716-884-9787

**DORMITORY AUTHORITY STATE OF NEW YORK**  
  
**WE FINANCE, BUILD AND  
DELIVER.**

[www.dasny.org](http://www.dasny.org)



## INTERIOR AND EXTERIOR SIGNAGE

### PART 1 – GENERAL

#### 1) DESCRIPTION

- a) Interior and Exterior Signage for identification and wayfinding. Provide graphics, fabrication, and installation of Interior and Exterior Building Signage for Hutchings Psychiatric Center Building 8 in accordance with requirements of the attached contract documents.

#### 2) RELATED DOCUMENTS

- a) Drawings and general provisions of the Contract including, "General Conditions."
- b) Sign Type Drawings/Descriptions:
  - i) Exterior Sign Types -X02, X03, and X09 (Drawings Attached).
  - ii) Interior Sign Types – N02A, N03A, N03B, N04A, N05A, N06A, N07, N08, N09, N10B, N11A, N12A, N13, N16, N17A, N18, N28, N32A, N32B, N34, N35 (Drawings Attached).
- c) The Sign Message Schedule, Sign Location Drawings, Elevations, and Color Scheme Drawing/Details are included.
  - i) Message Schedules- Hutchings PC Building 8 Signage Message Schedule.
    - (1) The Sign Message Schedule and Sign Location Plans are inter-related documents. These documents represent location, type, and total number of signs required.
    - (2) Contractors shall clarify any perceived irregularities in the Sign Message Schedule.
  - ii) Sign Location Drawings- HPC Building 8 Basement Sign Location Plan S-B, HPC Building 8 First Floor Sign Location Plan S-01, HPC Building 8 Second Floor Sign Location Plan S-02, HPC Building 8 Third Floor Sign Location Plan S-03 (Drawings Attached).
  - iii) Elevations- ELEV-1, ELEV-2, ELEV-3, ELEV-4, ELEV-5, ELEV-6, ELEV-7, ELEV-8, ELEV-9, ELEV-10 (Drawings Attached).
  - iv) Color Scheme Drawing/Details (Attached).

#### 3) QUALITY ASSURANCE

- a) Signs shall be manufactured by 2/90 Sign Systems.
- b) The installing firm shall have not less than five years of experience with the installation of similar fabricated signs and shall submit listings of four prior projects of similar scale, with Owner references.
- c) Installation shall comply with **all applicable municipal and building codes, and current ADA standards for accessible design**. Any site conditions that create conflicts with the signage location shall be brought to the attention of the DASNY Interior Designer, before installing.



- d) It is required that workmanship shall be of the highest grade and that the methods, materials, appliances, and labor shall be satisfactory to the DASNY Interior Designer and Owner.
  - e) Where discrepancies occur between specifications and drawings, the better, or greater quality shall govern, unless DASNY Interior Design directs otherwise.
- 4) SUBMITTALS
- a) Samples: Submit one (1) **non-returnable** full size sample sign of the type, style and color specified including method of attachment and hardware to be utilized for installation.
  - b) Manufacturer's Literature: Manufacturer's printed specifications, mounting details, installation, and maintenance drawings.
  - c) Shop Drawings: Scaled for manufacture and fabrication of individual sign types. Identify materials, size, typography, artwork, finishes, mounting and accessory items. Additionally, thumbnail drawings should be provided for every sign on the Project to detail exact copy and copy placement for each individual sign.
- 5) DELIVERY AND STORAGE
- a) Package to prevent damage or deterioration during shipment, handling, storage, and installation. Maintain protective coverings in place and in good repair until removal is necessary. Store products in dry condition inside enclosed facilities.
  - b) Deliver signs only when mounting surfaces are ready for installation work to proceed and the time and date has been coordinated with the project site contact as designated on the Purchase Order.
- 6) EXTRA MATERIALS
- a) Expedited Sign Maintenance Program: Coupon books for redemption of expedited replacement signage shall be included.
  - b) Extra perforated paper inserts should be included to allow each laser printed message to be **printed (2) additional times**. Paper Color is 403 Cool Gray.
- 7) REFERENCES
- a) Publications listed below form a part of this specification to extent referenced. Publications are referenced in text by basic designation only.
    - American National Standards Institute (ANSI)
    - American Society for Testing & Materials (ASTM)
    - Federal Specifications
    - Uniform Sign Code
- 8) WARRANTY
- a) Provide manufacturer's warranty against defect in materials. Warranty shall provide material and labor to repair or replace defective materials at the manufacturer's discretion. Damage caused by physical or chemical abuse or damage from excessive heat will not be warranted.
- 9) CLEANING INSTRUCTIONS
- a) Provide cleaning and maintenance instructions for signage.



## **PART 2 – PRODUCTS**

### 1) GENERAL

- a) 2/90 Sign Systems, 5350 Corporate Grove Blvd SE, Grand Rapids, MI 49512, phone: 800-777-4310, fax 616-656-4300.
- b) Sign and graphic components are to be manufactured by a single source.
- c) Include necessary mounting fasteners per the specifications and appropriate for the substrate.

### 2) SIGN STANDARDS-Standard Interior/Exterior Signs

- a) Sign Type 2/90 Sign Systems Behavioral Health Signage.
  - i) Mounting Options:
    - (1) 3M VHB Adhesive Mount (Interior and Exterior Grades)
    - (2) Tamper Resistant Torx Screw having the following properties:  
Hexalobular (6-lobed), pin reject, internal drive system, meeting ISO Standard 10664.

For reference, please refer to the current addition of NYS Office of Mental Health issued Patient Safety Standards, Materials, and Systems Guidelines:

[https://www.omh.ny.gov/omhweb/patient\\_safety\\_standards/](https://www.omh.ny.gov/omhweb/patient_safety_standards/)

- ii) Sign Color: 705 Medium Gray and 774 Willow. Paper Color: 403 Cool Gray.
  - (1) Refer to *Color Scheme Drawing/Details* Page for Color Placement.

- iii) Finishes are to meet current Federal ADA and State Requirements

### b) Typography

- i) Standard Copy Options:
  - (1) ADA copy option is ADA SSC
  - (1) Non-ADA copy options are Subsurface Direct Print and Laser Print for window inserts with paper.
- ii) Copy Color: 705 Medium Gray and 774 Willow.
  - (1) Refer to *Color Scheme Drawing/Details* Page for Color Placement.
- iii) Copy Style: Helvetica Regular
- iv) Copy Size: Varies
  - (1) Refer to *Hutchings PC Building 8 Signage Message Schedule* and *HPC Building 8 Sign Type Drawings/Description* Documents.
- v) Copy Position: Varies
  - (1) Refer to *Hutchings PC Building 8 Signage Message Schedule* and *HPC Building 8 Sign Type Drawings/Description* Documents.



- vi) Copy Case: Standard Upper and Lower Case, All Caps
  - (1) Refer to *Hutchings PC Building 8 Signage Message Schedule* and *HPC Building 8 Sign Type Drawings/Description* Documents.

- (2) All ADA Copy is standard All Caps to be compliant.

- vii) Copy shall be a true, clean accurate reproduction of typeface specified.

- viii) Letter spacing and in-between line spacing shall be set by manufacturer.

- ix) Arrows, Symbols, and Logo Art: To be provided in style, sizes, colors and spacing as shown in drawings.

- x) Braille: Grade 2

- xi) Translations: Grade 2 Braille copy, as noted in the *Hutchings PC Building 8 Signage Message Schedule* and *HPC Building 8 Sign Type Drawings/Descriptions* is responsibility of the sign manufacturer. Any second language text, as noted in the *Hutchings PC Building 8 Signage Message Schedule* and *HPC Building 8 Sign Type Drawings/Descriptions*, is responsibility of the customer.

### 3) PRODUCT SPECIFICATIONS

#### a) General

- i) Provide products produced by 2/90 Sign Systems, 5350 Corporate Grove Blvd SE, Grand Rapids, MI 49512, phone: 800-777-4310, fax 616-656-4300.

- ii) Sign Type/Part No.:

- (1) Exterior Sign Types – X02, X03, and X09 (Drawings Attached).

- (2) Interior Sign Types – N02A, N03A, N03B, N04A, N05A, N06A, N07, N08, N09, N10B, N11A, N12A, N13, N16, N17A, N18, N28, N32A, N32B, N34, N35 (Drawings Attached).

#### b) 2/90 Sign Systems Behavior Health Signage:

- i) Comprised of three primary components: Lexan back plate, SSADA thermoformed copy, & Lexan front plate.

- ii) Has no sharp edges or movable parts.

- \*\*\*Slider is designed to move back and forth displaying availability message.

- iii) Is available with Laser-Print Paper Insert Option to allow for changes of graphics installed on the sign without changing the sign in its entirety. Paper Color to be 403 Cool Gray.

- iv) Mechanically fastened with Tamper Resistant Torx Screws having the following properties: hexalobular (6-lobed), pin reject, internal drive system, meeting ISO Standard 10664 or 3M VHB Tape. All signs are reinforced with “Liquid Nails” or other approved bonding agent.



v) Options:

- (1) SSADA thermoformed copy - High Performance Cast PVC vinyl bonded with a profile film reverse cut by computer, and applied subsurface to clear, vacuum thermoformable PETG in a Heat Vacuum Applicator (HVA) to form around the three-dimensional graphics, afterwards the Braille is then punched. SSADA is back sprayed with acrylic lacquer. Taped to Lexan back plate with Tesa Tape and encapsulated by Lexan front plate
- (2) SSADA thermoformed copy with Laser-Print Removable Paper Insert – Front Plates of signs utilizing paper inserts are masked prior to painting to show a viewable area. Pocketed area is created by .030 ABS spacer above and below the viewable area with adhesive on both sides to join the SSADA to the .015 support Insert which has also been back sprayed with acrylic lacquer with flex additive. SSADA thermoformed copy consists of High Performance Cast PVC vinyl bonded with a profile film reverse cut by computer, and applied subsurface to clear, vacuum thermoformable PETG in a Heat Vacuum Applicator (HVA) to form around the three-dimensional graphics, afterwards the Braille is then punched. SSADA is back sprayed with acrylic lacquer and laminated to .015” support insert with Tesa Tape and encapsulated by Lexan front and back plate.

4) GRAPHIC PROCESS

- a) SSADA – High Performance Cast PVC vinyl bonded with a profile film reverse cut by computer, and applied subsurface to clear, vacuum thermoformable PETG and processed thru a Heat Vacuum Applicator (HVA) to form around the three-dimensional graphics, afterwards the Braille is then punched. SSADA is back sprayed with acrylic lacquer and adhered to Lexan back plate or spacer.
- b) Laser Print Copy – Computer generated graphics laser printed on die-cut paper Insert.
- c) Vinyl First Surface Copy – High Performance Cast PVC Vinyl Copy with Matte Finish.
- d) Direct Print Copy – VOC free, ultra-violet cured inks digitally applied directly to the substrate surface with Matte Finish.

5) FABRICATION REQUIREMENTS

- a) Do not fabricate until shop drawings, thumbnails for each sign, and samples are approved by DASNY Interior Design.
- b) Fabricate in accordance with standard trade practice and in accordance with final approved shop drawings using union labor of the appropriate jurisdictions for fabrication and installation as required.
- c) Coordinate installation schedule with owner and/or DASNY Project Management per the Purchase Order.
- d) Design components to allow for expansion and contraction for a minimum material temperature range of 56 degrees C (100 degrees F), without causing buckling, excessive opening of joints or over stressing of adhesives and fasteners.
- e) Form work to required shapes and sizes, with true curves, lines, and angles. Provide necessary rebates, lugs, and brackets for assembly of units.





- f) Contact surfaces of connected members must be true. Assembled so joints will be tight and practically unnoticeable, without use of filling compound.
  - g) Signs shall have fine, even texture and be flat and sound. Lines and miters sharp, arises unbroken, profiles accurate and ornament true to pattern. Plane surfaces should be smooth, flat and without oil-canning, free of rack and twist. Maximum variation from plane of surface plus or minus .032". Restore texture to filled or cut areas.
  - h) Extruded members to be free from extrusion marks. Square turns and corners sharp, curves true.
  - i) Conceal fastenings where possible. Exposed ends and edges mill smooth, with corners slightly rounded.
  - j) All painted surfaces properly primed. Finish coating of paint to have complete coverage with no light or thin applications allowing substrate or primer to show. Parts are checked for approval against the color match master chip. Finished surface smooth, free of scratches, gouges, drips, bubbles, thickness variations, foreign matter, and other imperfections.
  - k) Movable parts (paper inserts and sliders), including hardware, are to be cleaned and adjusted to operate as designed without binding or deformation of members. Doors and covers centered in opening of frame. All contact surfaces fit tight and even without forcing or warping components.
  - l) Shop fabricates as far as practical and pre-assemble items to greatest extent possible to minimize field splicing and assembly. Disassemble units only as necessary for shipping and handling limitations. Clearly mark units for re-assembly and coordinated installation.
- 6) **CLEANING GUIDELINES FOR 2/90 SIGNAGE PRODUCTS**
- a) For routine maintenance, use a mild cleanser (such as hand soap or dish detergent) and lukewarm water. Wipe with a sponge or soft cloth. After washing and rinsing, blot dry with a soft cloth or chamois.
  - b) For special maintenance, call Technical Services Department. Do not use alcohol or other cleaning solutions.

### **PART 3 – EXECUTION**

#### **1) INSTALLATION**

- a) **Installer's Qualifications:** Company specializing in installation of the products specified with documented experience. Sign Contractor shall provide supervisory and installation team on site throughout installation. Supplemental equipment and personnel may be locally sub-contracted; supervisors and primary installation personnel may be employees of the fabricating sign contractor.
- b) Protect products against damage during field handling and installation. Protect adjacent existing and newly placed construction as necessary to prevent damage during installation. Paint and touch-up any exposed fasteners and connecting hardware to match color and finish of surrounding surface.
- c) Mount signs in proper alignment, level, and plumb according to the Sign Location Plans and the



dimensions given in the Elevation Drawings. Where otherwise not dimensioned, signs shall be installed where best suited to provide a consistent appearance throughout the project. When exact position, angle, height, or location is in doubt, contact DASNY Interior Design for clarification. **Installation shall comply with all applicable municipal and building codes and ADA Standards for accessible design.**

- d) Furnish all mounting adhesives and anchorage items.
- e) At completion of sign installation, clean exposed sign surfaces. Clean and repair any adjoining surfaces that became soiled or damaged because of installation of signs. Cutting, trimming, filling, and matching of pre-finished work will not be permitted.
- f) All fasteners shall be non-corroding. Use concealed fasteners except when exposed fasteners are indicated. Unavoidable exposed fasteners shall be finished to match adjacent surface finishes and must meet all requirements as outlined by OMH in their Patient Safety Standards.
  - o For reference, please refer to the current addition of NYS Office of Mental Health issued Patient Safety Standards, Materials, and Systems Guidelines:  
[https://www.omh.ny.gov/omhweb/patient\\_safety\\_standards/](https://www.omh.ny.gov/omhweb/patient_safety_standards/)
- g) Anchors and inserts: Use stainless steel fasteners; unless otherwise specified. All revisions to anchoring are subject to approval by Designer and Owner.
- h) Dissimilar metals shall be separated by appropriate material to prevent dielectric corrosion.
- i) Parts not specifically identified shall be made of materials most appropriate for the intended use subject to approval by the Designer and Owner.
- j) Locate signs as shown on the Sign Location Plans.
- k) At completion of installation, turn over any additional stock of signs, sign components, perforated paper and coupons as listed in the Sign Message Schedule, or noted above.

## 2) INSTALLATION TYPES

- a) Interior Wall Mounted Behavioral Health Signs
  - i) Mounting Methods are intended for permanent attachment on hard surfaces such as doors, glass, concrete masonry units, drywall laminated to concrete masonry units, or drywall over metal studs, using 3M VHB Tape or Tamper Resistant Torx Screws having the following properties: hexalobular (6-lobed), pin reject, internal drive system, meeting ISO Standard 10664.
  - ii) All Signs are to be reinforced with "Liquid Nails" or other approved bonding agent.
  - iii) Signs with Adhesive Mount on Glass must have a Sign Backer.
  - iv) Refer to *Hutchings PC Building 8 Signage Message Schedule* and Sign Installation Drawings for all Sign Locations.
  - v) **Sign installations shall comply with all applicable municipal and building codes and ADA Standards for accessible design.**



vi) Method

- (1) Mounting surface must be clean and dry to insure good adhesion.
- (2) Apply bead of "Liquid Nails" to back of sign.
- (3) Place sign lightly into position.

vii) Check for level and apply firm pressure to Adhesive Mount, or Mechanical Fasteners as dictated within the *Hutchings PC Building 8 Signage Message Schedule*.

b) Exterior Facade Mounted Behavioral Health Signs

- i) Mounting Method is intended for mounting on exterior building facades such as concrete, metal panels, brick or other rough and /or repairable materials using Exterior Grade 3M VHB Tape.
- ii) All Signs are to be reinforced with Exterior Grade "Liquid Nails" or other approved bonding agent.
- ii) Signs with Adhesive Mount on Glass must have a Sign Backer.
- iii) Refer to the *Hutchings PC Building 8 Signage Message Schedule* and Sign Installation Drawings for all Sign Locations.
- iv) Signs must be installed at dimensions consistent with the Interior Wall Mounted Signs. Refer to the Elevation Drawings for additional details.

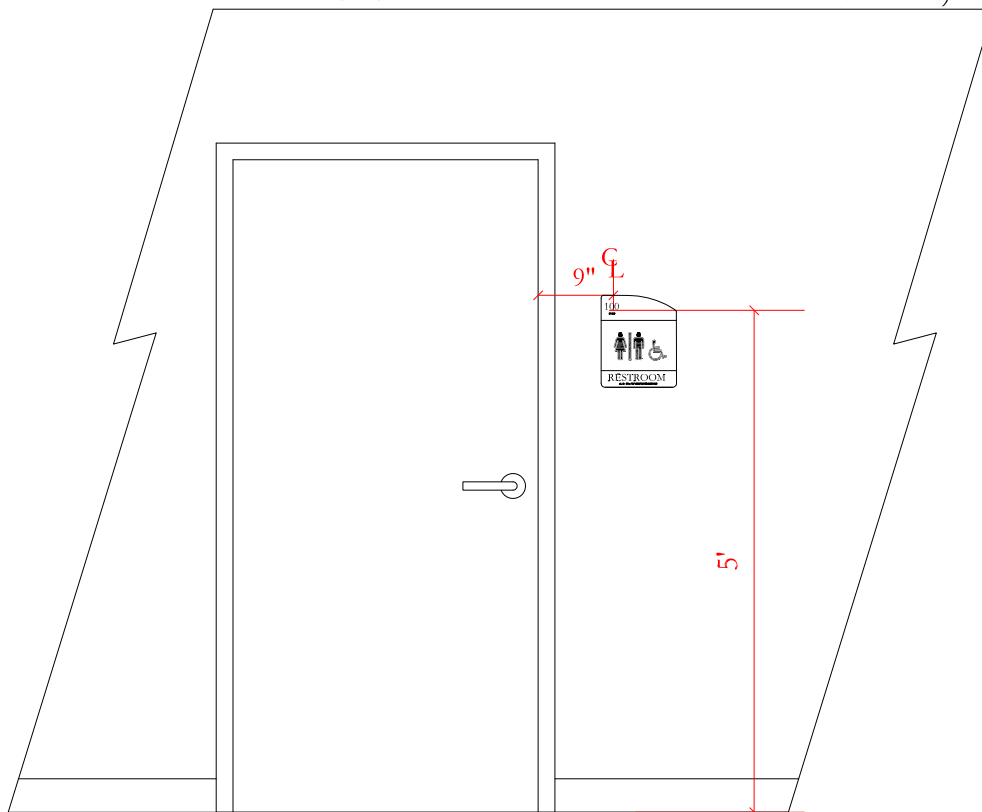
v) Method

- (1) Mounting surface must be clean and dry to insure good adhesion.
- (2) Apply bead of "Liquid Nails" for durability.
- (3) Place sign very lightly into position.
- (4) Check for level, and then apply firm pressure for good adhesion.

END OF SECTION

# ROOM SIGNS WITH RAISED COPY AND BRAILLE FOR ROOM NUMBER LATCH SIDE OF DOOR INSTALLATION

(PERTAINS TO SIGNS WITH RAISED COPY/BRAILLE  
OR PAPER INSERTS FOR THE ROOM FUNCTION)



## ELEV-1 NOTES:

1. HOLD 9" FROM DOOR TO CENTER LINE OF ROOM NUMBER TACTILE CHARACTERS TO ALLOW A MINIMUM OF 18" X 18" CLEAR SPACE IN FRONT OF SIGN
2. 5' A.F.F. TO BOTTOM OF TACTILE ROOM NUMBER COPY
3. FOR INSTANCES WHERE MULTIPLE SIGNS ARE INSTALLED TOGETHER, BESIDE WALL MOUNTED ITEMS, CORNERS, OR EDGE OF A WALL, HOLD A MINIMUM OF 3" BETWEEN ITEMS
4. THE BASELINE OF TACTILE CHARACTERS AND BRAILLE SHALL BE NO LOWER THAN 4' A.F.F. AND NO HIGHER THAN 5' A.F.F.
5. SIGNS SHOULD BE INSTALLED ON LATCH SIDE OF DOORS WHEN POSSIBLE
6. SIGNS INSTALLED AT DOUBLE DOORS SHOULD BE INSTALLED TO THE RIGHT OF THE RIGHT-HAND DOOR WHEN POSSIBLE
7. INSTALLATION DETAILS PERTAIN TO SIGNS N02A, N03A/B, N04A, N05A, N06A, N09, N16, N18, N32A/B, N35, X09

Client:  
**NYS OFFICE OF MENTAL  
HEALTH**  
44 HOLLAND AVENUE  
ALBANY, NY 12229



**DASNY**

515 Broadway, Albany, New York 12207-2964  
One Peter Plaza, 52 Floor, NY, NY 10119-0095  
519 Franklin Street, Buffalo, NY 14202-1109  
WWW.DASNY.ORG

Drawing Title:

**ELEVATION-1**

Project Title:

**HUTCHINGS PSYCHIATRIC CENTER BUILDING 8**

Consultant:

Rev No. Revision Description:

Revision Date:


Phase:

DASNY Project No:

**2967209999**

Date:

**08/14/2019**

Drawn By:

**LMP**

Drawing Number:

**ELEV-1**

Checked By:

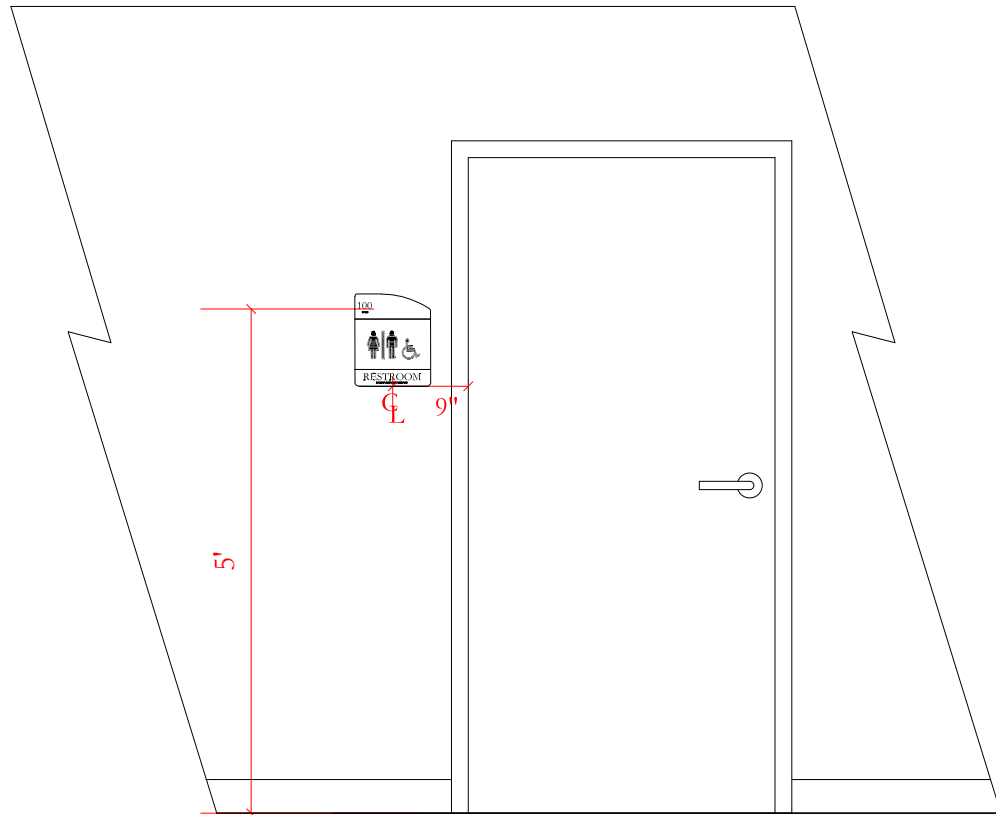
Drawing:

**1**

of

**10**

# ROOM SIGNS WITH RAISED COPY AND BRAILLE FOR ROOM NUMBER AND ROOM FUNCTION HINGE SIDE OF DOOR INSTALLATION



## ELEV-2 NOTES:

1. HOLD 9" FROM DOOR TO CENTER LINE OF ROOM FUNCTION TACTILE CHARACTERS TO ALLOW A MINIMUM OF 18" X 18" CLEAR SPACE IN FRONT OF SIGN
2. 5' A.F.F. TO BOTTOM OF TACTILE ROOM NUMBER COPY
3. FOR INSTANCES WHERE MULTIPLE SIGNS ARE INSTALLED TOGETHER, BESIDE WALL MOUNTED ITEMS, CORNERS, OR EDGE OF A WALL, HOLD A MINIMUM OF 3" BETWEEN ITEMS
4. THE BASELINE OF TACTILE CHARACTERS AND BRAILLE SHALL BE NO LOWER THAN 4' A.F.F. AND NO HIGHER THAN 5' A.F.F.
5. SIGNS SHOULD BE INSTALLED ON HINGE SIDE OF DOORS ONLY WHEN INSTALLATION IS NOT POSSIBLE ON LATCH SIDE
6. SIGNS INSTALLED AT DOUBLE DOORS SHOULD BE INSTALLED TO THE RIGHT OF THE RIGHT-HAND DOOR WHEN POSSIBLE
7. INSTALLATION DETAILS PERTAIN TO SIGNS N02A, N03A/B, N09, N16, N32A/B, X09

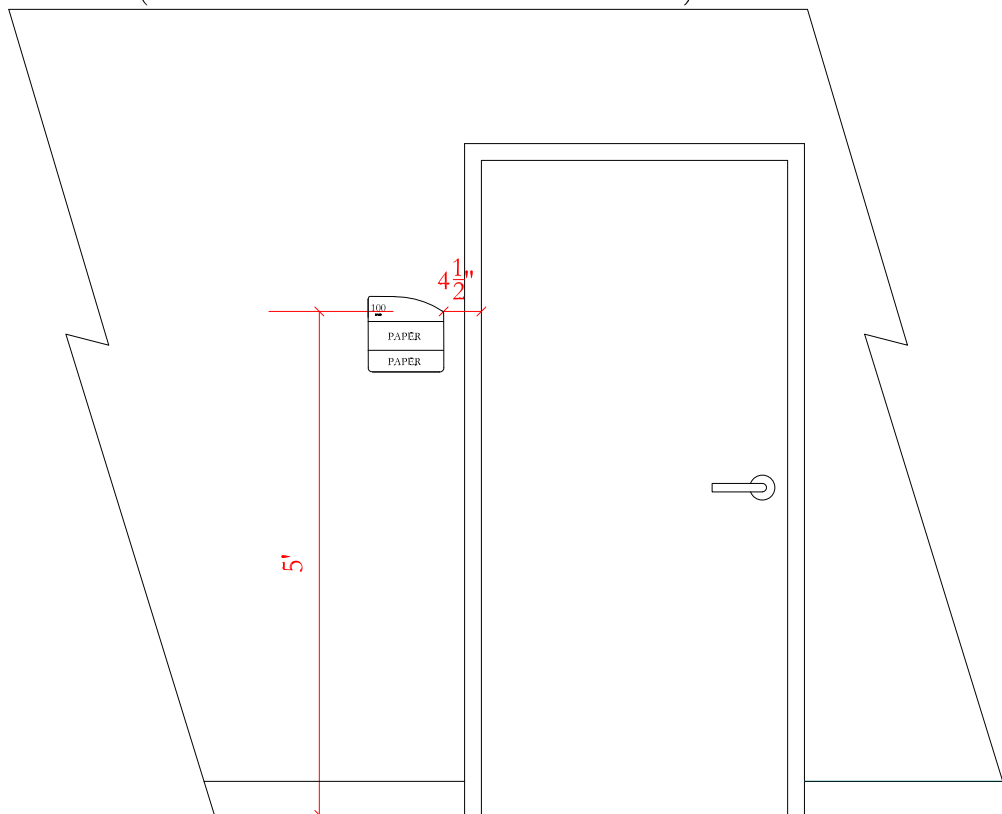
Client:  
**NYS OFFICE OF MENTAL  
HEALTH**  
44 HOLLAND AVENUE  
ALBANY, NY 12229

**NEW YORK**  
STATE OF  
OPPORTUNITY  
**DASNY**  
515 Broadway, Albany, New York 12207-2964  
One Penn Plaza, 52 Floor NY, NY 10119-0098  
559 Flanigan Street, Buffalo, NY 14202-1109  
WWW.DASNY.ORG

Drawing Title: <b>ELEVATION-2</b>		
Project Title: HUTCHINGS PSYCHIATRIC CENTER BUILDING 8		
Consultant:		
Rev No.	Revision Description:	Revision Date:

Phase:	
DASNY Project No: 2967209999	Date: 08/14/2019
Drawn By: LMP	Drawing Number: <b>ELEV-2</b>
Checked By:	
Drawing:	2 of 10

# ROOM SIGNS WITH RAISED COPY AND BRAILLE FOR ROOM NUMBER ONLY HINGE SIDE OF DOOR INSTALLATION (PAPER INSERTS FOR ROOM FUNCTION)



## ELEV-3 NOTES:

1. HOLD 4 1/2" FROM DOOR TO EDGE OF SIGN TO ALLOW A MINIMUM OF 18" X 18" CLEAR SPACE IN FRONT OF SIGN
2. 5' A.F.F. TO BOTTOM OF TACTILE ROOM NUMBER COPY
3. FOR INSTANCES WHERE MULTIPLE SIGNS ARE INSTALLED TOGETHER, BESIDE WALL MOUNTED ITEMS, CORNERS, OR EDGE OF A WALL, HOLD A MINIMUM OF 3" BETWEEN ITEMS
4. THE BASELINE OF TACTILE CHARACTERS AND BRAILLE SHALL BE NO LOWER THAN 4' A.F.F. AND NO HIGHER THAN 5' A.F.F.
5. SIGNS SHOULD BE INSTALLED ON HINGE SIDE OF DOORS ONLY WHEN INSTALLATION IS NOT POSSIBLE ON LATCH SIDE
6. SIGNS INSTALLED AT DOUBLE DOORS SHOULD BE INSTALLED TO THE RIGHT OF THE RIGHT-HAND DOOR
7. INSTALLATION DETAILS PERTAIN TO SIGNS N04A, N05A, N06A, N18, N35

Client:  
**NYS OFFICE OF MENTAL  
HEALTH**  
44 HOLLAND AVENUE  
ALBANY, NY 12229



515 Broadway, Albany, New York 12207-2964  
One Penn Plaza, 52 Floor, NY, NY 10119-0099  
539 Flanigan Street, Buffalo, NY 14202-1109  
WWW.DASNY.ORG

Drawing Title:  
**ELEVATION-3**

Project Title:  
**HUTCHINGS PSYCHIATRIC CENTER BUILDING 8**

Consultant:

Rev No.	Revision Description:	Revision Date:

Phase:

DASNY Project No: 2967209999 Date: 08/14/2019

Drawn By:

LMP

Checked By:

Drawing Number:

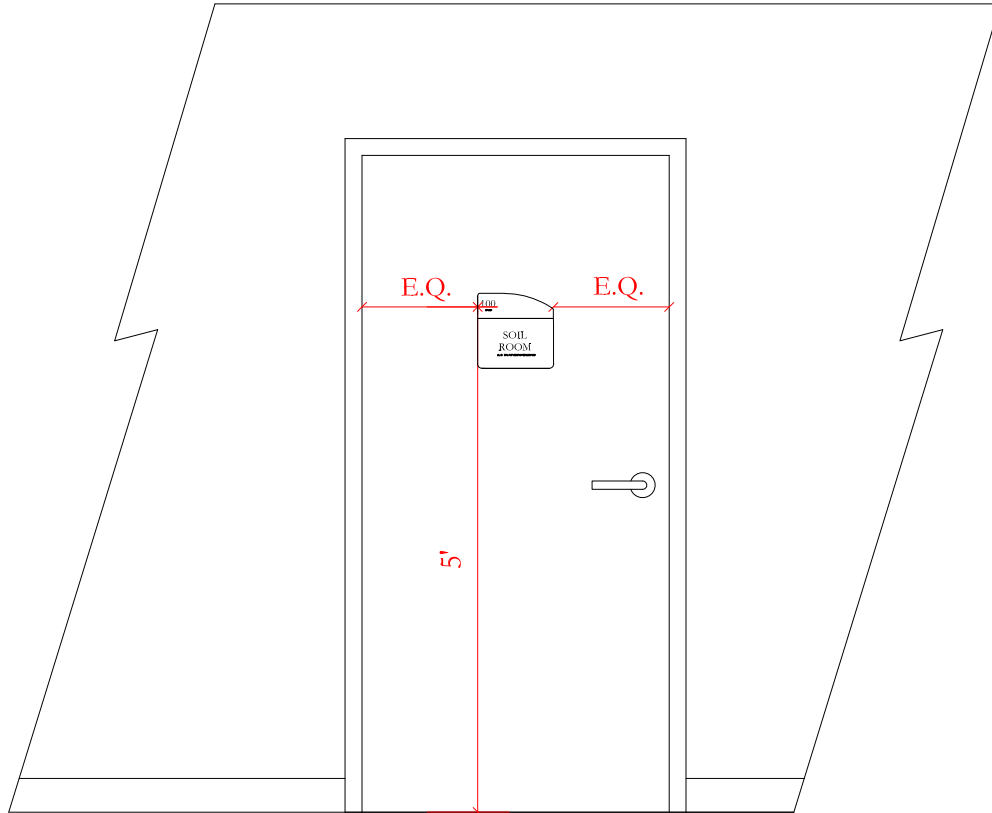
**ELEV-3**

Drawing: 3 of 10

# ROOM SIGNS WITH RAISED COPY AND BRAILLE

## INSTALLATION ON DOOR

(PERTAINS TO SIGNS WITH RAISED COPY/BRAILLE  
OR PAPER INSERTS FOR THE ROOM FUNCTION)



### ELEV-4 NOTES:

1. CENTER SIGN ON DOOR
2. 5' A.F.F. TO BOTTOM OF TACTILE ROOM NUMBER COPY
3. FOR INSTANCES WHERE MULTIPLE SIGNS ARE INSTALLED TOGETHER, HOLD A MINIMUM OF 3" BETWEEN ITEMS
4. THE BASELINE OF TACTILE CHARACTERS AND BRAILLE SHALL BE NO LOWER THAN 4' A.F.F. AND NO HIGHER THAN 5' A.F.F.
5. SIGNS SHOULD BE INSTALLED ON DOORS ONLY WHEN THERE IS NO AVAILABLE SPACE ON LATCH AND HINGE SIDE OF DOOR OR ADJACENT WALLS
6. INSTALLATION DETAILS PERTAINS TO SIGNS AS NEEDED

Client:  
**NYS OFFICE OF MENTAL  
HEALTH**  
44 HOLLAND AVENUE  
ALBANY, NY 12229



**DASNY**

545 Broadway, Albany, New York 12207-2964  
One Penn Plaza, 52 Floor NY, NY 10119-0098  
539 Franklin Street, Buffalo, NY 14202-1109  
WWW.DASNY.ORG

Drawing Title:  
**ELEVATION-4**

Project Title:  
**HUTCHINGS PSYCHIATRIC CENTER BUILDING 8**

Consultant:

Rev No.	Revision Description:	Revision Date:

Phase:

DASNY Project No:	Date:
2967209999	08/14/2019

Drawn By:

LMP

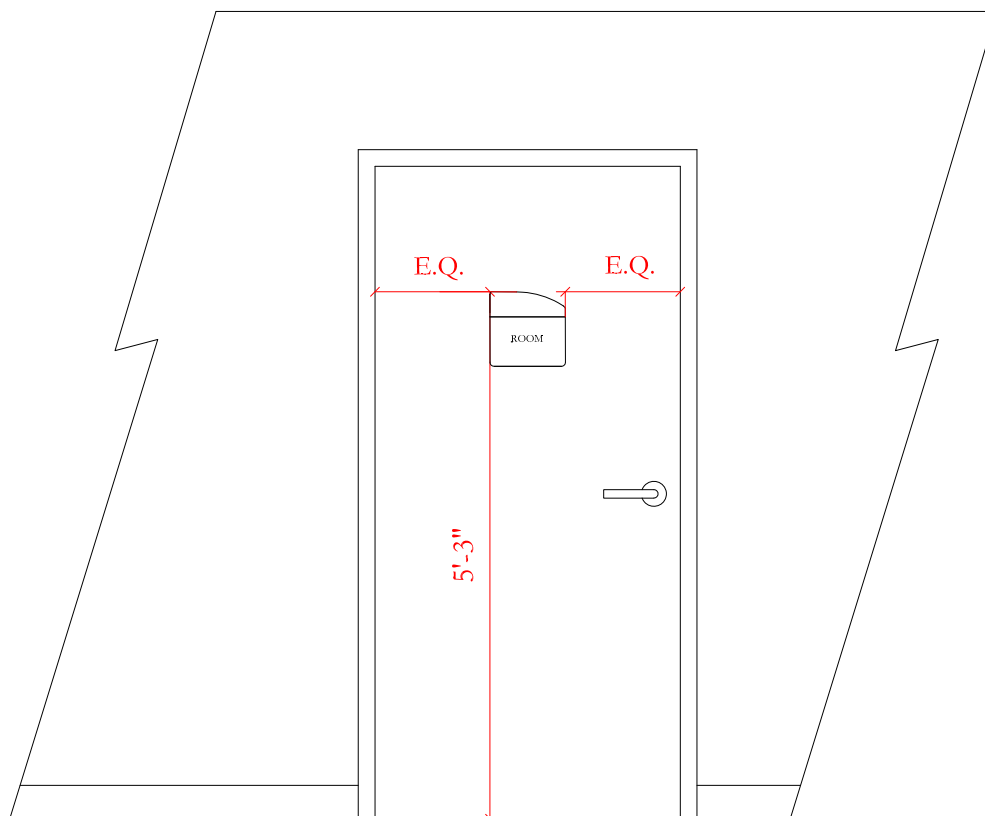
Checked By:

Drawing Number:

**ELEV-4**

Drawing: 4 of 10

# ROOM SIGNS WITH SUBSURFACE DIRECT PRINT INSTALLATION ON DOOR



## ELEV-5 NOTES:

1. CENTER SIGN ON DOOR
2. 5'-3" TO TOP OF SIGN
3. SIGNS SHOULD BE INSTALLED ON DOORS ONLY WHEN THERE IS NO AVAILABLE SPACE ON LATCH AND HINGE SIDE OF DOOR OR ADJACENT WALLS
4. INSTALLATION DETAILS PERTAINS TO SIGNS AS NEEDED

Client:  
**NYS OFFICE OF MENTAL  
HEALTH**  
44 HOLLAND AVENUE  
ALBANY, NY 12229



515 Broadway, Albany, New York 12207-2964  
One Farm Plaza, 52 Floor, NY, NY 10119-0098  
539 Franklin Street, Buffalo, NY 14202-1109  
WWW.DASNY.ORG

Drawing Title:  
**ELEVATION-5**

Project Title:  
**HUTCHINGS PSYCHIATRIC CENTER BUILDING 8**

Consultant:

Rev No.	Revision Description:	Revision Date:

Phase:

DASNY Project No: 2967209999 Date: 08/14/2019

Drawn By:

LMP

Checked By:

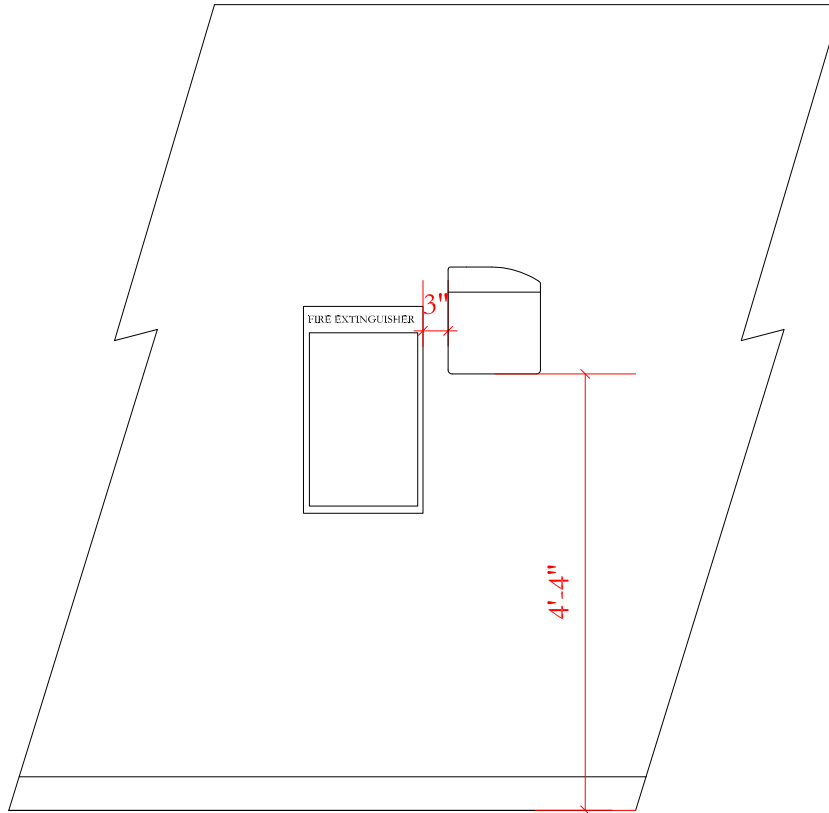
Drawing Number:

**ELEV-5**

Drawing: 5 of 10



# EVACUATION, VISITOR INFORMATION AND OCCUPANCY SIGN INSTALLATION



## ELEV-6 NOTES:

1. 4'-4" A.F.F. TO BOTTOM OF SIGN
2. FOR INSTANCES WHERE MULTIPLE SIGNS ARE INSTALLED TOGETHER, BESIDE WALL MOUNTED ITEMS, CORNERS, OR EDGE OF A WALL, HOLD A MINIMUM OF 3" BETWEEN ITEMS
3. INSTALLATION DETAILS PERTAINS TO SIGNS N07, N17A, N28

Client:  
**NYS OFFICE OF MENTAL  
HEALTH**  
44 HOLLAND AVENUE  
ALBANY, NY 12229



515 Broadway, Albany, New York 12207-2964  
One Penn Plaza, 52 Floor NY, NY 10119-0098  
539 Franklin Street, Buffalo, NY 14202-1109  
WWW.DASNY.ORG

Drawing Title:  
**ELEVATION-6**

Project Title:  
**HUTCHINGS PSYCHIATRIC CENTER BUILDING 8**

Consultant:

Rev No.	Revision Description:	Revision Date:

Phase:

DASNY Project No: 2967209999 | Date: 08/14/2019

Drawn By:

LMP

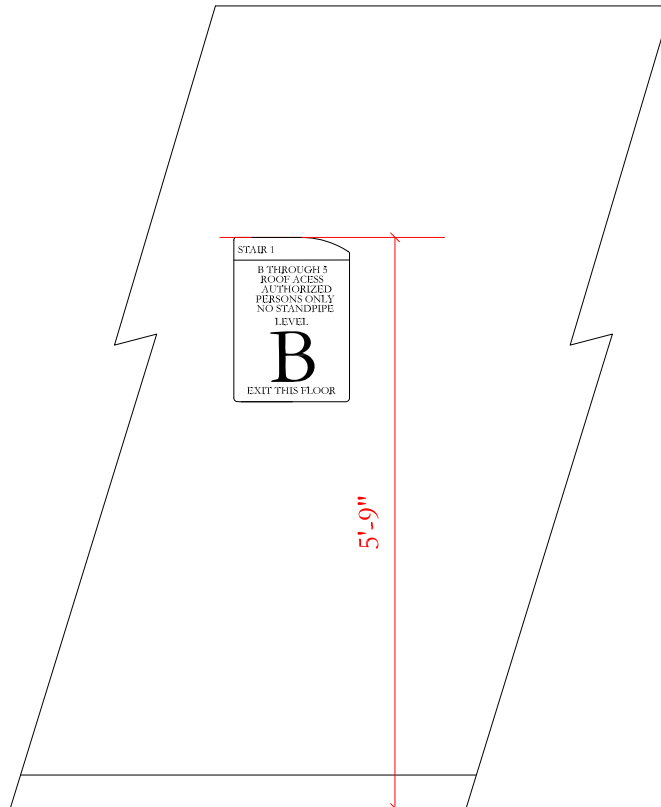
Drawing Number:

**ELEV-6**

Checked By:

Drawing: 6 of 10

## STAIRWELL EXIT INFORMATION SIGN INSTALLATION



### ELEV-7 NOTES:

1. 5'-9" A.F.F. TO TOP OF SIGN
2. FOR INSTANCES WHERE MULTIPLE SIGNS ARE INSTALLED TOGETHER, BESIDE WALL MOUNTED ITEMS, CORNERS, OR EDGE OF A WALL, HOLD A MINIMUM OF 3" BETWEEN ITEMS
3. INSTALLATION DETAILS PERTAINS TO SIGNS N10B

Client:  
**NYS OFFICE OF MENTAL  
HEALTH**  
44 HOLLAND AVENUE  
ALBANY, NY 12229



**DASNY**

515 Broadway, Albany, New York 12207-2964  
One Penn Plaza, 52 Floor NY, NY 10119-0098  
539 Franklin Street, Buffalo, NY 14202-1109  
WWW.DASNY.ORG

Drawing Title:  
**ELEVATION-7**

Project Title:  
**HUTCHINGS PSYCHIATRIC CENTER BUILDING 8**

Consultant:

Rev No.	Revision Description:	Revision Date:

Phase:

DASNY Project No: 2967209999 | Date: 08/14/2019

Drawn By:

LMP

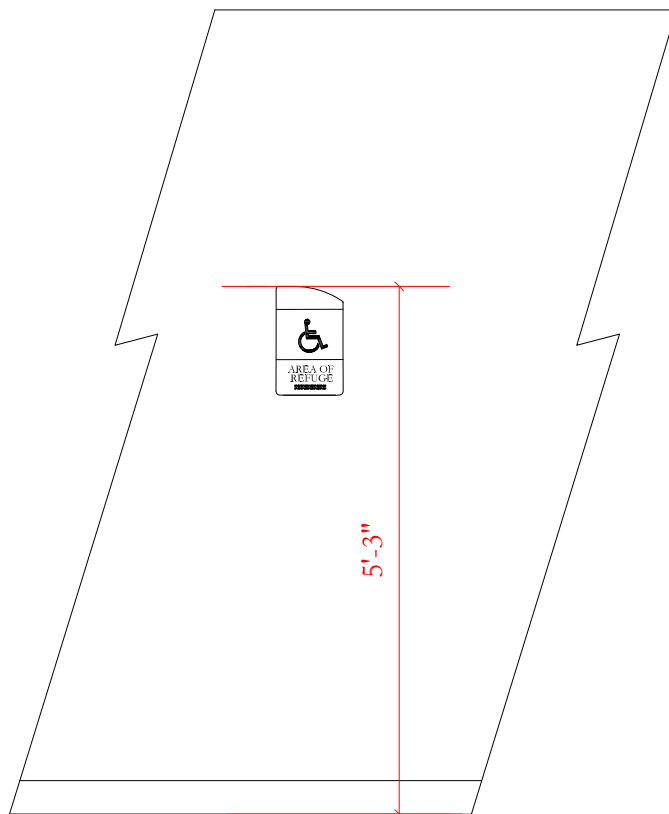
Drawing Number:

**ELEV-7**

Checked By:

Drawing: 7 of 10

# AREA OF REFUGE, STAIRWELL IDENTIFICATION AND GENERAL INFORMATIONAL SIGN INSTALLATION



## ELEV-8 NOTES:

1. 5'-3" A.F.F. TO TOP OF SIGN
2. FOR INSTANCES WHERE MULTIPLE SIGNS ARE INSTALLED TOGETHER, BESIDE WALL MOUNTED ITEMS, CORNERS, OR EDGE OF A WALL, HOLD A MINIMUM OF 3" BETWEEN ITEMS
3. THE BASELINE OF TACTILE CHARACTERS AND BRAILLE SHALL BE NO LOWER THAN 4' A.F.F. AND NO HIGHER THAN 5' A.F.F.
4. INFORMATIONAL SIGNS THAT MUST BE MOUNTED ON DOORS SHOULD BE CENTERED ON DOOR
5. INSTALLATION DETAILS PERTAINS TO SIGNS N11A, N13, N34, X02, X03

Client:  
**NYS OFFICE OF MENTAL  
HEALTH**  
44 HOLLAND AVENUE  
ALBANY, NY 12229



**DASNY**

515 Broadway, Albany, New York 12207-2964  
One Penn Plaza, 52 Floor NY, NY 10119-0093  
519 Franklin Street, Buffalo, NY 14202-1109  
WWW.DASNY.ORG

Drawing Title:  
**ELEVATION-8**

Project Title:  
**HUTCHINGS PSYCHIATRIC CENTER BUILDING 8**

Consultant:

Rev No.	Revision Description:	Revision Date:

Phase:

DASNY Project No: 2967209999 Date: 08/14/2019

Drawn By:

LMP

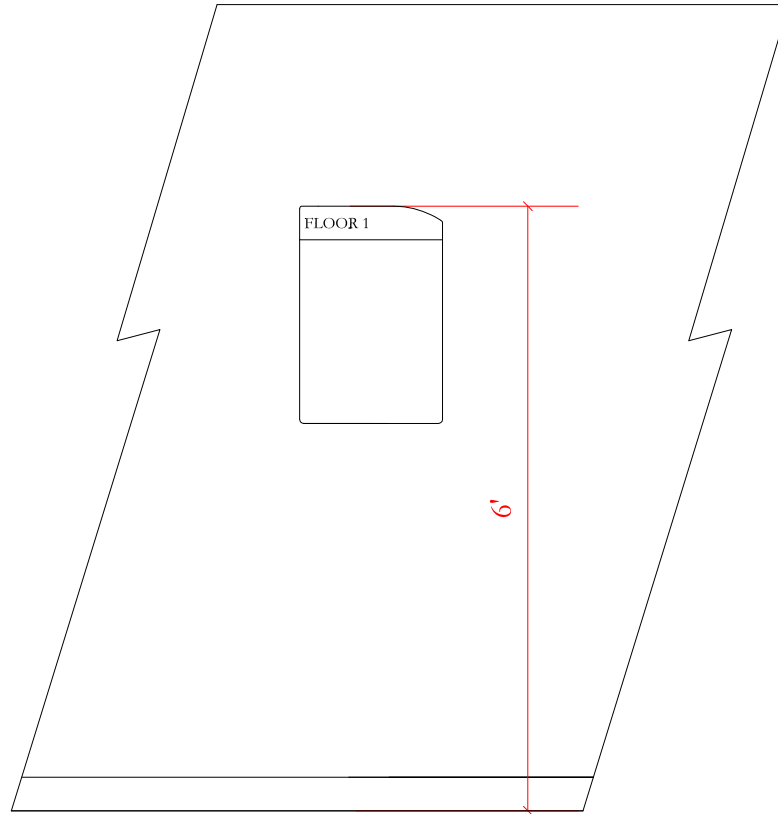
Checked By:

Drawing Number:

**ELEV-8**

Drawing: 8 of 10

## FLOOR DIRECTORY SIGN INSTALLATION



### ELEV-9 NOTES:

1. 6' A.F.F. TO TOP OF SIGN
2. FOR INSTANCES WHERE MULTIPLE SIGNS ARE INSTALLED TOGETHER, BESIDE WALL MOUNTED ITEMS, CORNERS, OR EDGE OF A WALL, HOLD A MINIMUM OF 3" BETWEEN ITEMS
3. INSTALLATION DETAILS PERTAINS TO SIGN N12A

Client:  
**NYS OFFICE OF MENTAL  
HEALTH**  
44 HOLLAND AVENUE  
ALBANY, NY 12229



515 Broadway, Albany, New York 12207-2964  
One Penn Plaza, 52 Floor NY, NY 10119-0098  
559 Franklin Street, Buffalo, NY 14202-1109  
WWW.DASNY.ORG

Drawing Title:  
**ELEVATION-9**

Project Title:  
**HUTCHINGS PSYCHIATRIC CENTER BUILDING 8**

Consultant:

Rev No.	Revision Description:	Revision Date:

Phase:

DASNY Project No: 2967209999 Date: 08/14/2019

Drawn By:

LMP

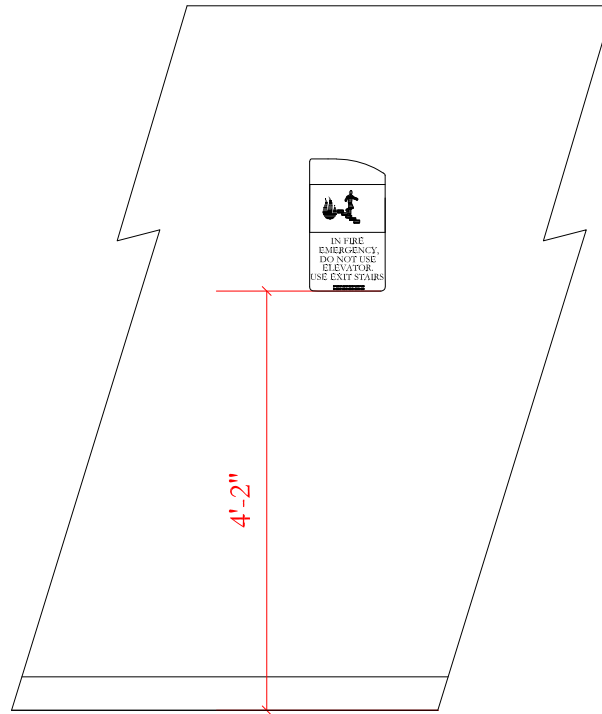
Drawing Number:

**ELEV-9**

Checked By:

Drawing: 9 of 10

## STAIRS DURING FIRE SIGN INSTALLATION



### ELEV-10 NOTES:

1. 4'-2" A.F.F. TO BOTTOM OF SIGN
2. FOR INSTANCES WHERE MULTIPLE SIGNS ARE INSTALLED TOGETHER, BESIDE WALL MOUNTED ITEMS, CORNERS, OR EDGE OF A WALL, HOLD A MINIMUM OF 3" BETWEEN ITEMS
3. THE BASELINE OF TACTILE CHARACTERS AND BRAILLE SHALL BE NO LOWER THAN 4' A.F.F. AND NO HIGHER THAN 5' A.F.F.
4. INSTALLATION DETAILS PERTAINS TO SIGN N08

Client:  
**NYS OFFICE OF MENTAL  
HEALTH**  
44 HOLLAND AVENUE  
ALBANY, NY 12229



515 Broadway, Albany, New York 12207-2964  
One Team Plaza, 52 Floor 4 NY, NY 10119-0098  
539 Franklin Street, Buffalo, NY 14202-1109  
WWW.DASNY.ORG

Drawing Title:  
**ELEVATION-10**

Project Title:  
**HUTCHINGS PSYCHIATRIC CENTER BUILDING 8**

Consultant:

Rev No.	Revision Description:	Revision Date:

Phase:

DASNY Project No: 2967209999 Date: 08/14/2019

Drawn By:

LMP

Checked By:

Drawing Number:

**ELEV-10**

Drawing: 10 of 10

**SIGN TYPE COUNT**

<b>Sign Type</b>	<b>Mount Type</b>	<b>Quantity</b>
N02A	Screw Mount	30
N02A	Interior Grade Tape Mount	5
N03A	Screw Mount	6
N03A	Interior Grade Tape Mount	1
N03B	Screw Mount	6
N04A	Screw Mount	38
N04A	Interior Grade Tape Mount	1
N05A	Screw Mount	32
N05A	Interior Grade Tape Mount	9
N05A Glass Backer	Interior Grade Tape Mount	8
N06A	Screw Mount	3
N06A	Interior Grade Tape Mount	3
N06A Glass Backer	Interior Grade Tape Mount	3
N07	Screw Mount	22
N08	Screw Mount	4
N09	Screw Mount	15
N10B	Screw Mount	17
N11A	Screw Mount	11
N11A	Interior Grade Tape Mount	3
N11A	Exterior Grade Tape Mount	3
N12A	Screw Mount	10
N13	Screw Mount	4
N16	Screw Mount	2
N16	Interior Grade Tape Mount	3
N16 Glass Backer	Interior Grade Tape Mount	3
N17A	Interior Grade Tape Mount	1
N18	Screw Mount	20
N28	Screw Mount	3

N32A	Screw Mount	9
N32B	Screw Mount	14
N34	Screw Mount	17
N35	Screw Mount	3
X02	Exterior Grade Tape Mount	3
X02 Glass Backer	Exterior Grade Tape Mount	1
X03	Exterior Grade Tape Mount	3
X09	Exterior Grade Tape Mount	5

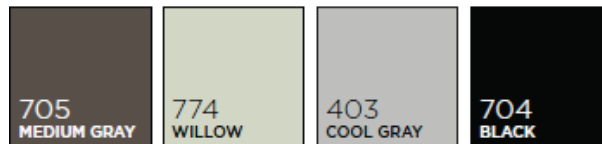
## COLOR SCHEME DRAWING/DETAILS

### COPY STYLE

HELvetica REGULAR

AaBbCcDdEeFfGgHhIiJjKkLlMmNnOoPpQqRr1234567890

### STANDARD FINISH



**N02**  
9.75" x 9"



**N03**  
12.25" x 9"



**N04**  
10.875" x 9"



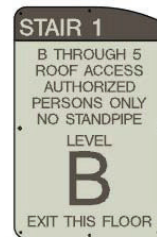
**N05**  
8.375" x 9"



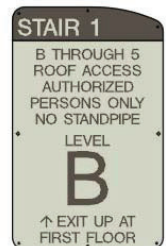
**N06**  
9.75" x 9"



**N07**  
12.75" x 11"



**N10B.1**  
21.5" x 14"



**N10B.2**  
22.5" x 14"

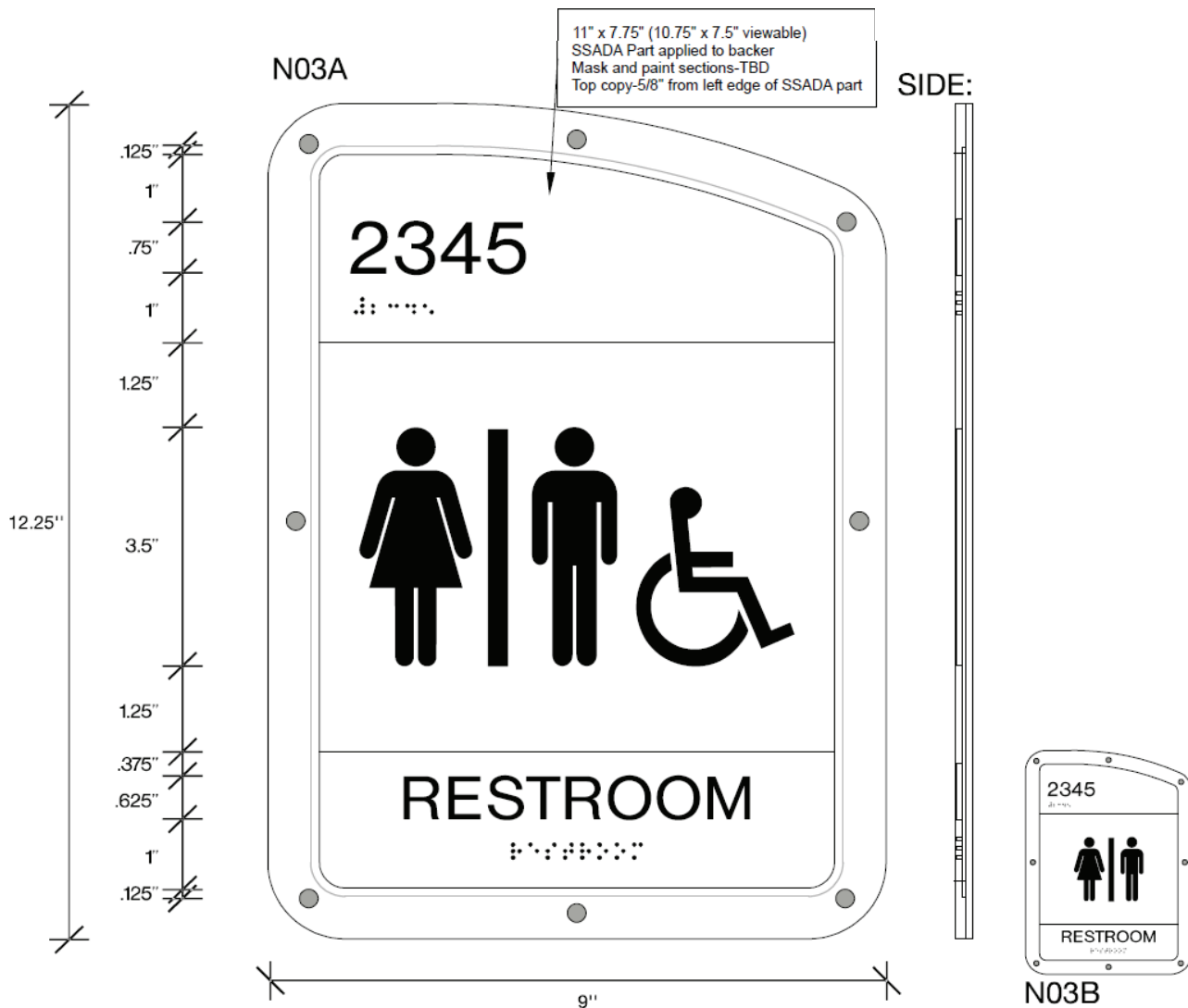




## SIGN TYPE DRAWINGS

### INTERIOR

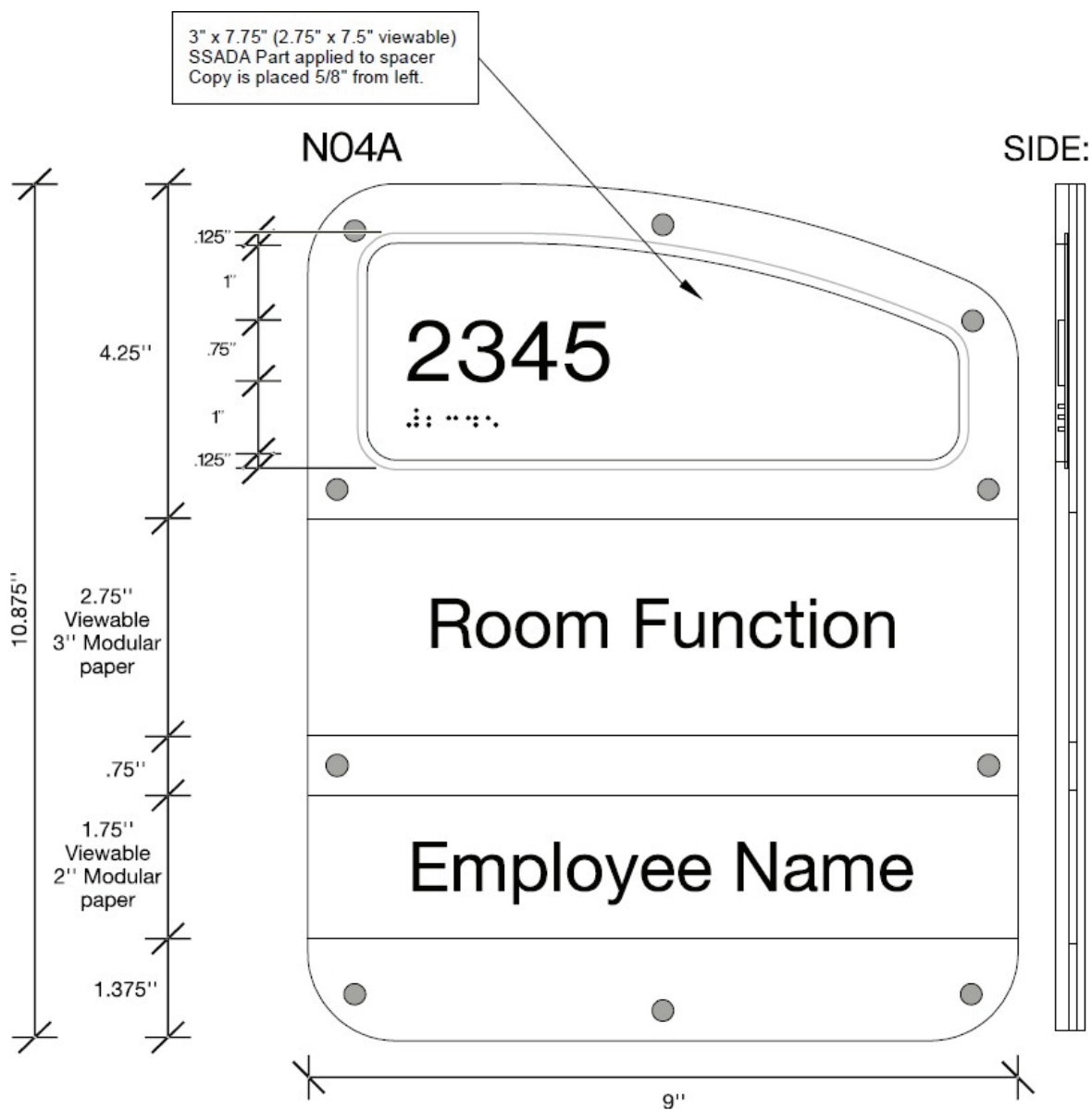
N03A/N03B: 12.25" X 9" Sign with Subsurface ADA Helvetica Regular Copy. Sign includes .060" Lexan Painted Backer and 1/8" Lexan Painted Face/Frame. Mask and Paint Lines are included, 2.875" from Top of Sign and 2.125" from Bottom of Sign (not including .63" sign border). Screw mount signs must be installed with Tamper Resistant Pin Reject Hexalobular Internal Drive System Torx Screws; countersink all screws to allow the head of all screw to be recessed. All sign installations must also be reinforced with Silicone.

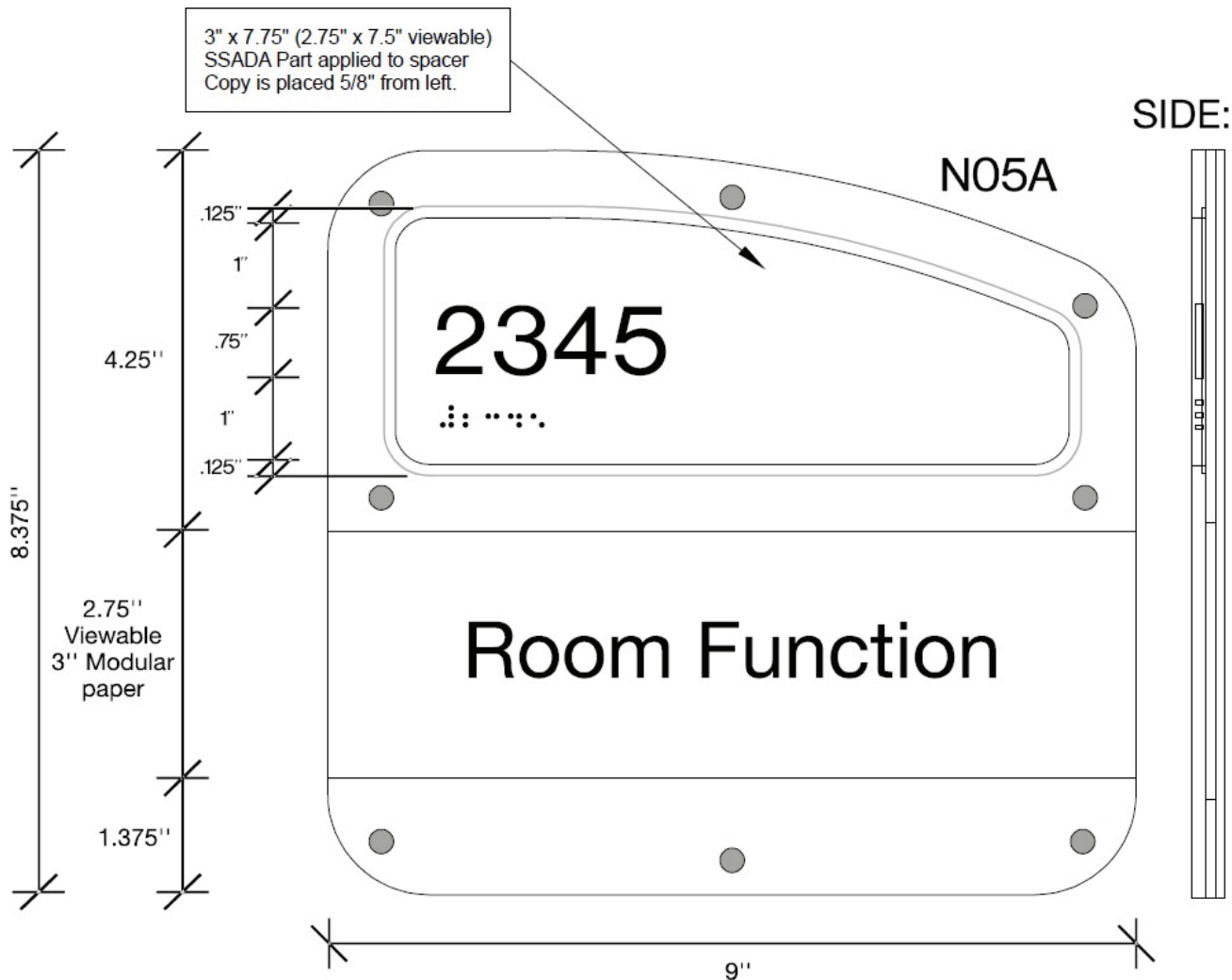


## SIGN TYPE DRAWINGS

### INTERIOR

N04A: 10.875" X 9" Sign with Subsurface ADA Helvetica Regular Copy and a Laser Printed Inserts. Sign includes .060" Lexan Painted Backer and Spacers and 1/8" Lexan Painted Face/Frame. Screw mount signs must be installed with Tamper Resistant Pin Reject Hexalobular Internal Drive System Torx Screws; countersink all screws to allow the head of all screw to be recessed. All sign installations must also be reinforced with Silicone.

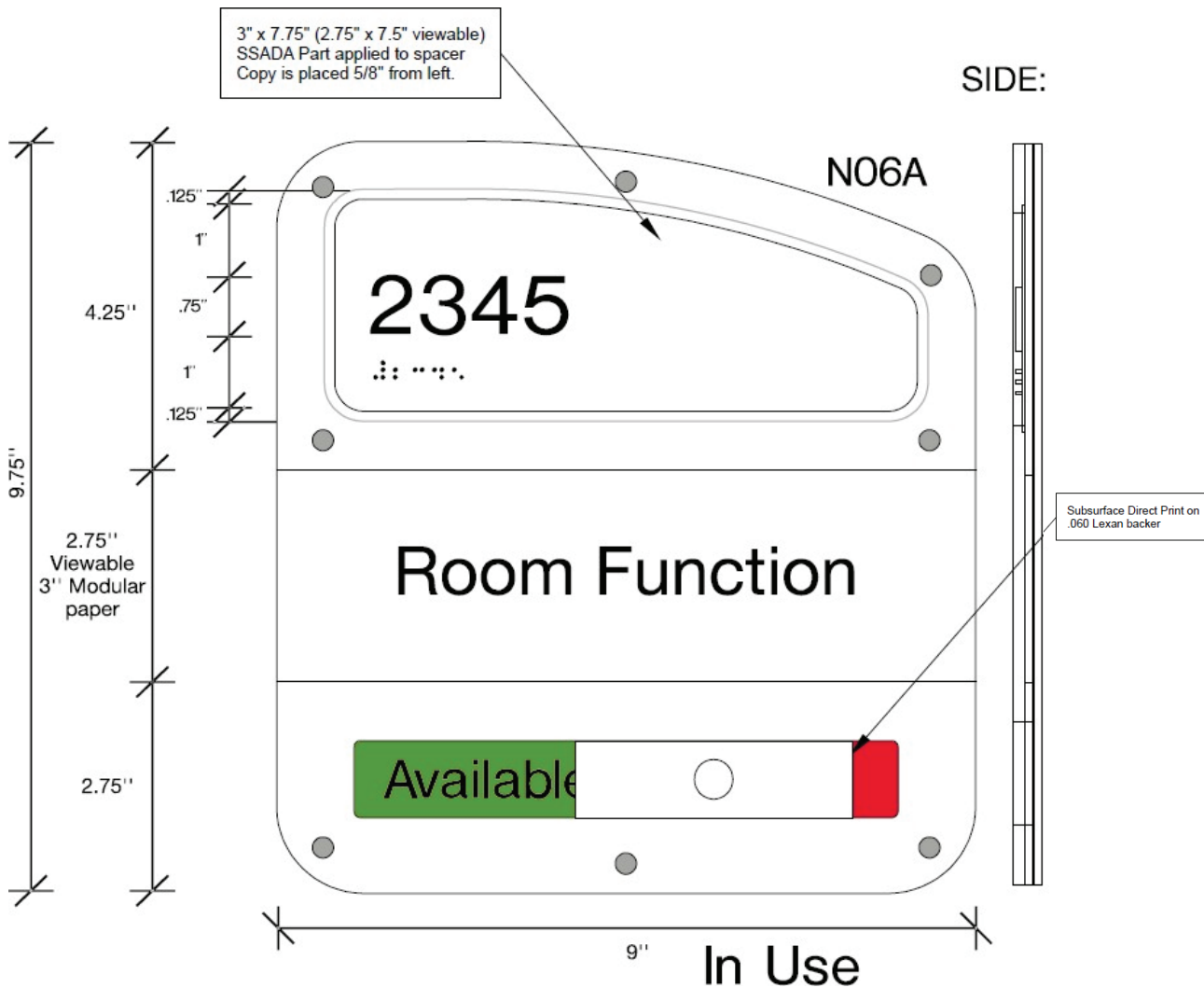




## SIGN TYPE DRAWINGS

### INTERIOR

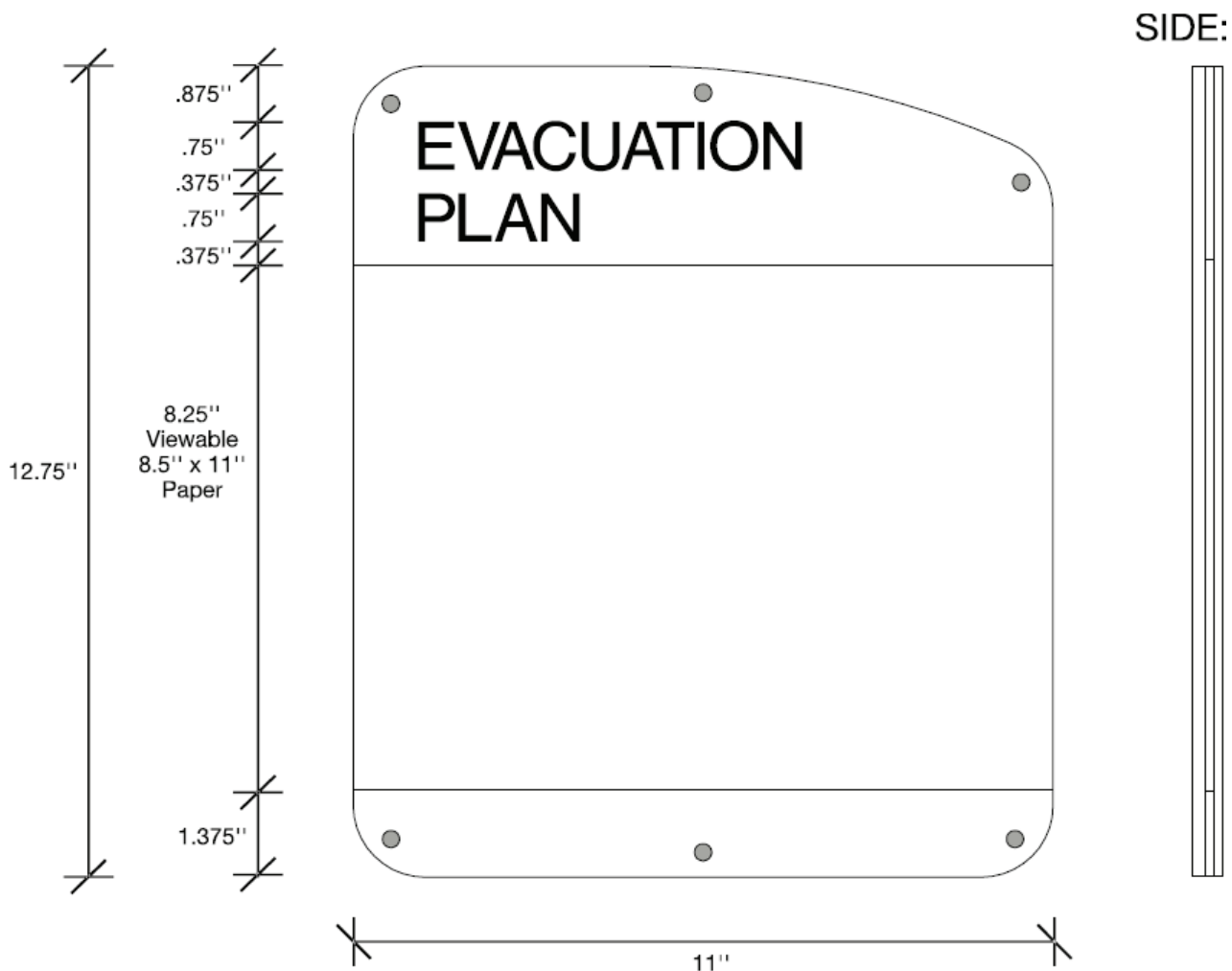
N06A: 9.75" X 9" Sign with Subsurface ADA Helvetica Regular Copy and a Laser Printed Insert. Sign includes .060" Lexan Painted Backer and Spacers and 1/8" Lexan Painted Face/Frame. The Slider is 1/8" Acrylic routed in the Tab. Screw mount signs must be installed with Tamper Resistant Pin Reject Hexalobular Internal Drive System Torx Screws; countersink all screws to allow the head of all screw to be recessed. All sign installations must also be reinforced with Silicone.



## SIGN TYPE DRAWINGS

### INTERIOR

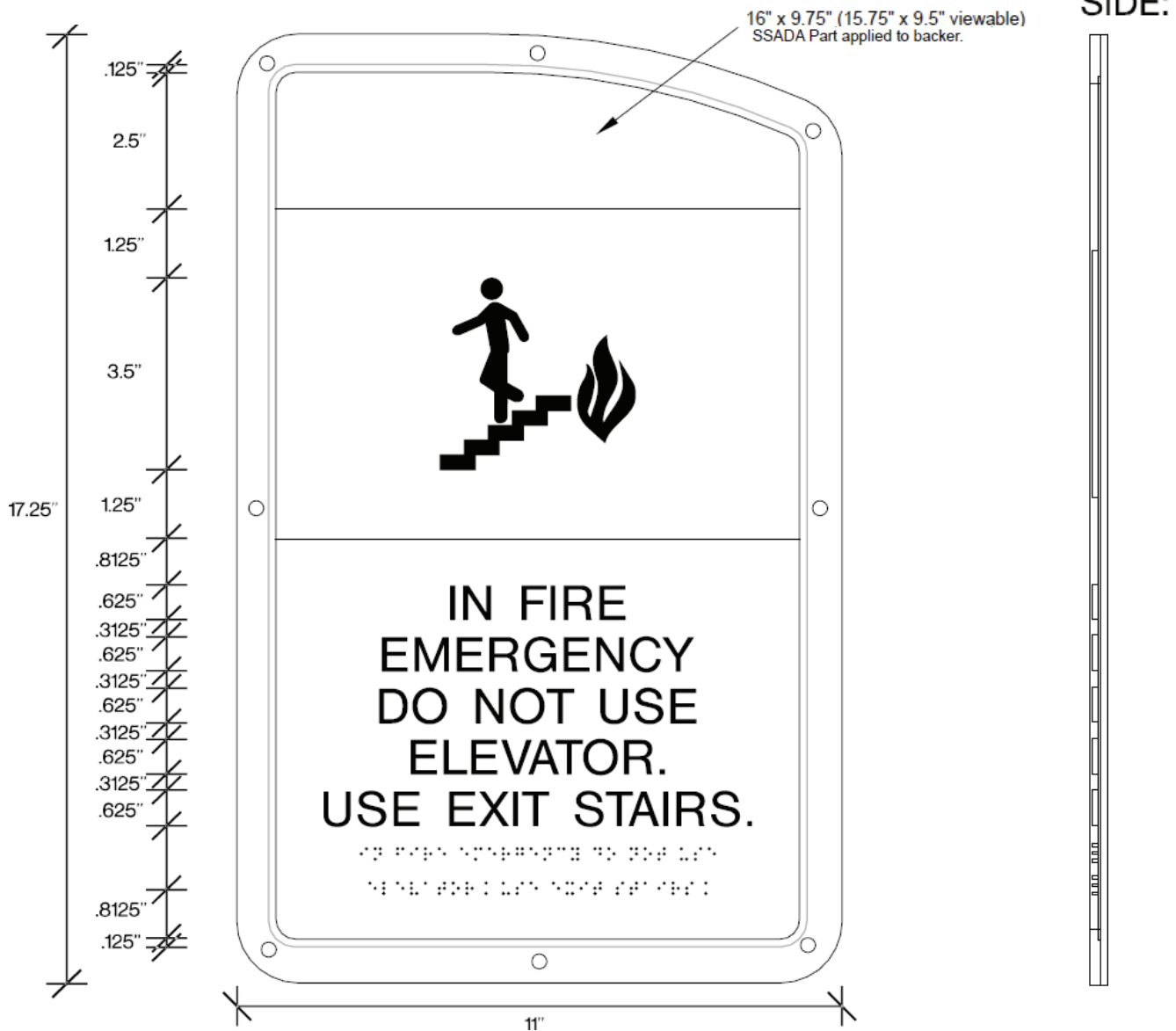
N07: 12.75" X 11" Sign with Subsurface Direct Print Helvetica Regular Copy and a Laser Printed Graphic Insert. Sign includes .060" Lexan Painted Backer and Spacers and 1/8" Lexan Painted Face/Frame. Screw mount signs must be installed with Tamper Resistant Pin Reject Hexalobular Internal Drive System Torx Screws; countersink all screws to allow the head of all screw to be recessed. All sign installations must also be reinforced with Silicone.



## SIGN TYPE DRAWINGS

### INTERIOR

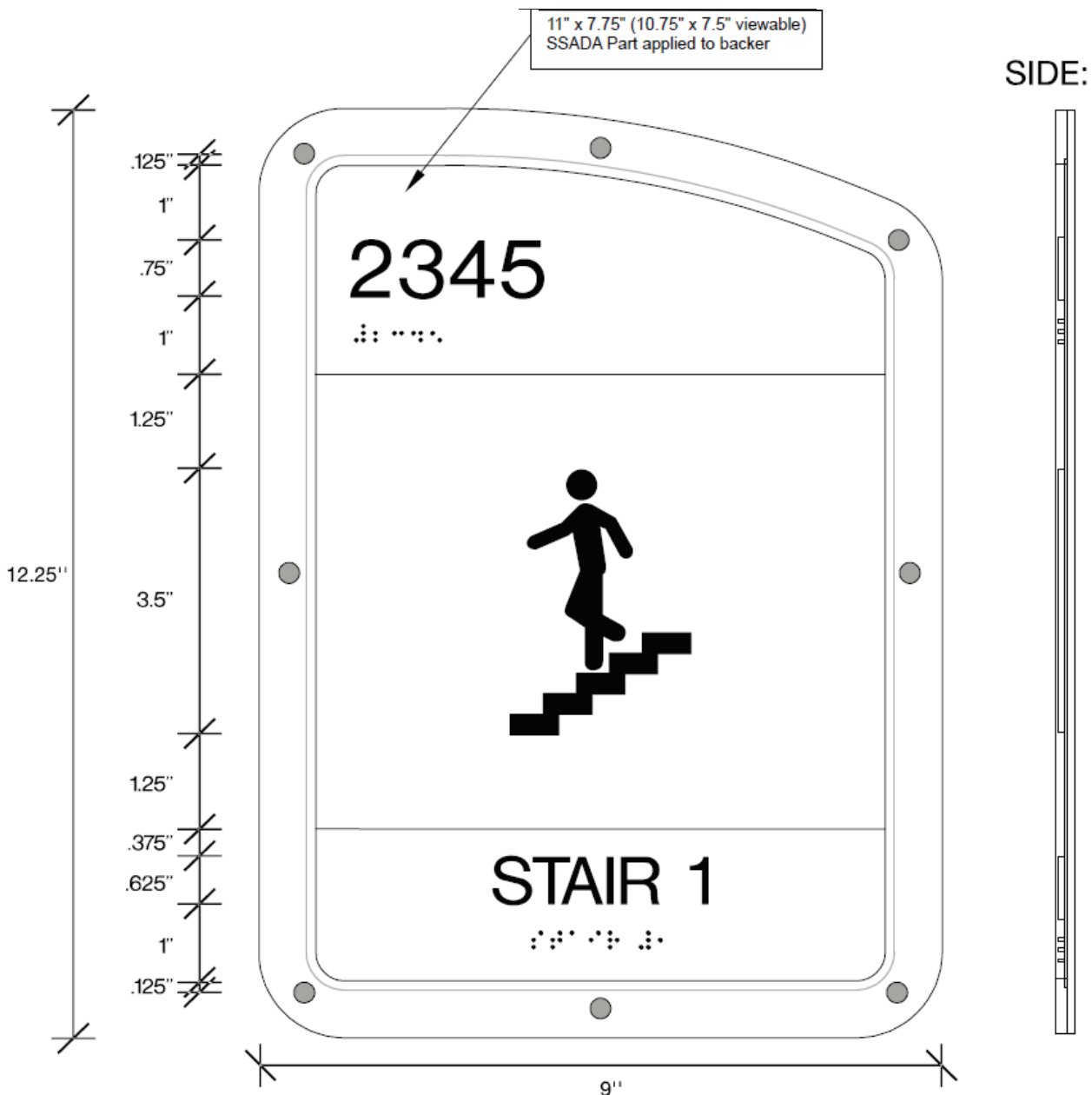
N08: 17.25" X 11" Sign with Subsurface ADA Helvetica Regular Copy. Sign includes a .060" Lexan Painted Backer and 1/8" Lexan Painted Face/Frame. Mask and Paint Lines are included 2.625" from Top of Sign and 7.365" from Bottom of Sign (not including .63" sign border). Screw mount signs must be installed with Tamper Resistant Pin Reject Hexalobular Internal Drive System Torx Screws; countersink all screws to allow the head of all screw to be recessed. All sign installations must also be reinforced with Silicone.



## SIGN TYPE DRAWINGS

### INTERIOR

N09: 12.25" X 9" Sign with Subsurface ADA Helvetica Regular Copy. Sign includes a .060" Lexan Painted Backer and 1/8" Lexan Painted Face/Frame. Mask and Paint Lines are included 2.875" from Top of Sign and 2.125" from Bottom of Sign (not including .63" sign border). Screw mount signs must be installed with Tamper Resistant Pin Reject Hexalobular Internal Drive System Torx Screws; countersink all screws to allow the head of all screw to be recessed. All sign installations must also be reinforced with Silicone.

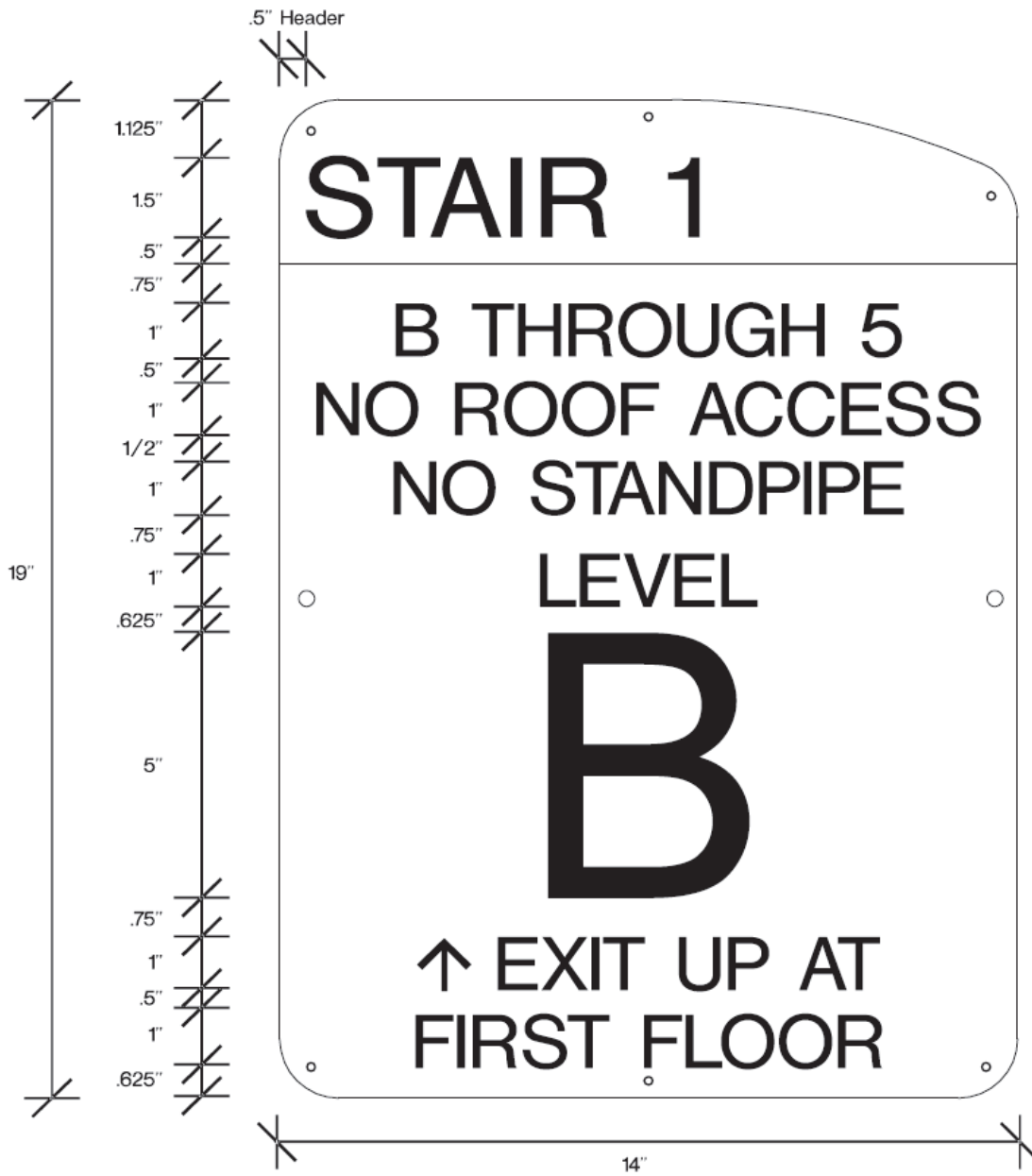




## SIGN TYPE DRAWINGS

### INTERIOR

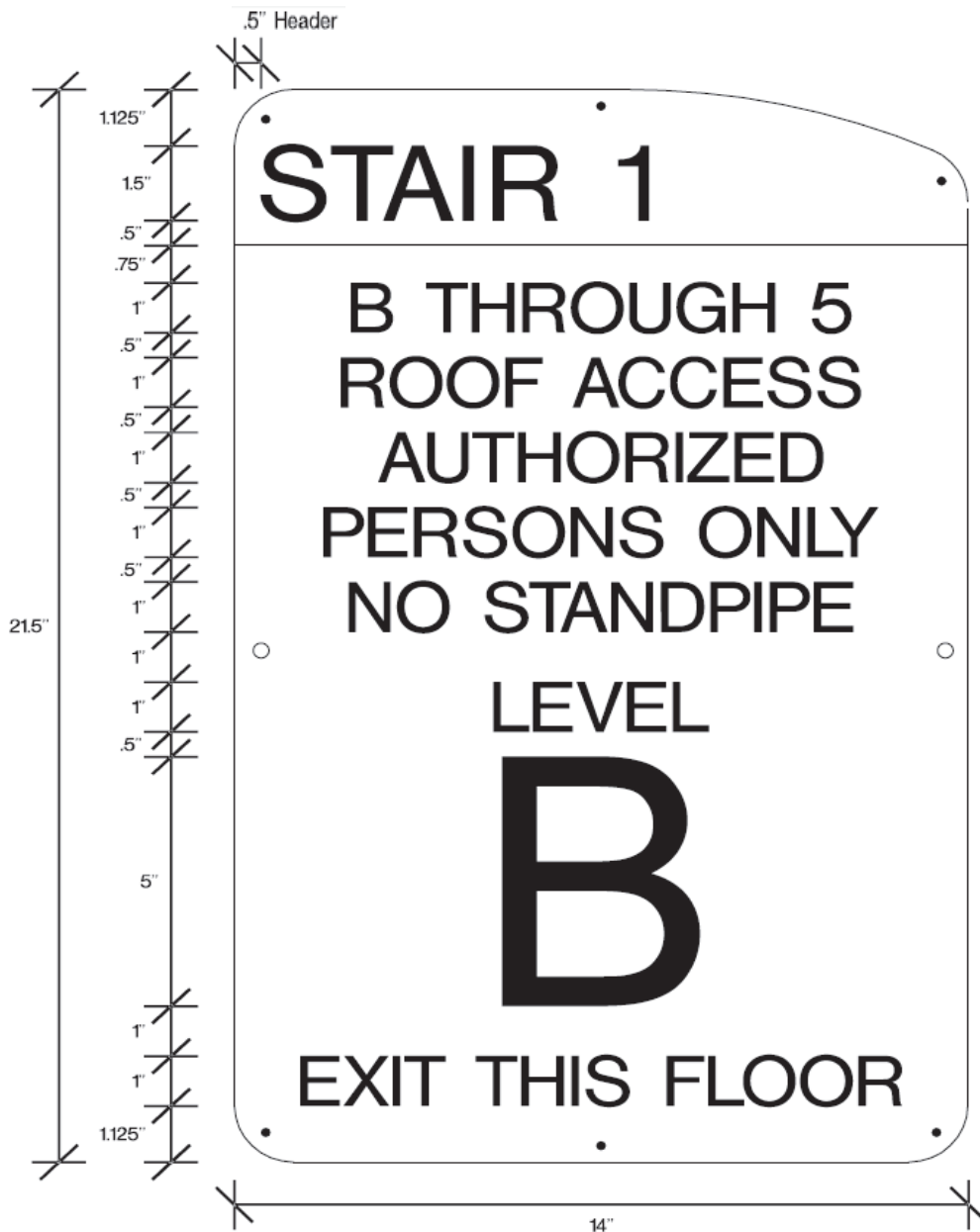
N10B: 19" X 14" Sign with Subsurface Direct Print Helvetica Regular Copy. Sign is made of Painted 1/8" Lexan. A Mask and Paint Line is included 3.125" from Top of Sign. Screw mount signs must be installed with Tamper Resistant Pin Reject Hexalobular Internal Drive System Torx Screws; countersink all screws to allow the head of all screw to be recessed. All sign installations must also be reinforced with Silicone.



## SIGN TYPE DRAWINGS

### INTERIOR

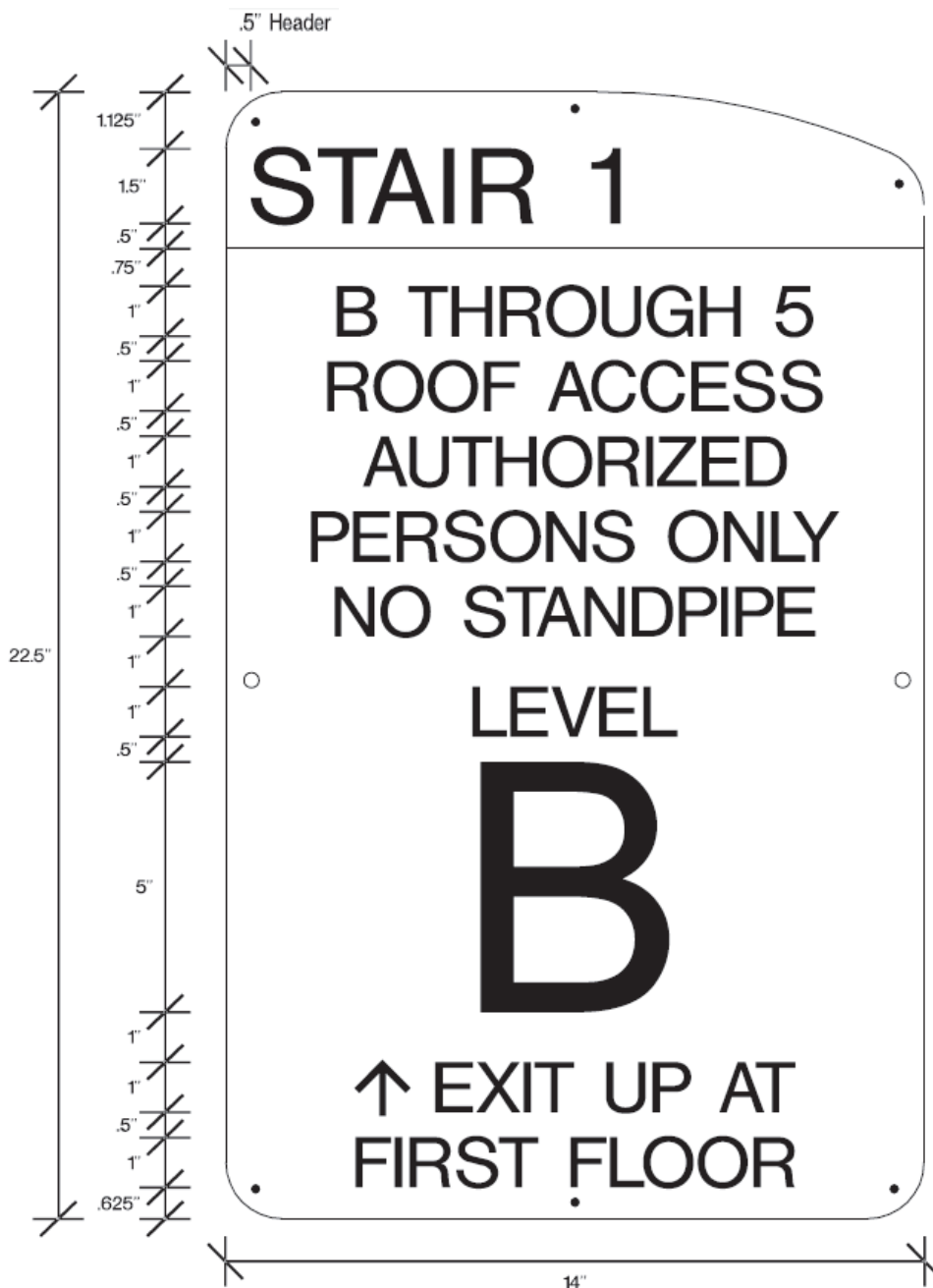
N10B-1: 21.5" X 14" Sign with Subsurface Direct Print Helvetica Regular Copy. Sign is made of Painted 1/8" Lexan. A Mask and Paint Line is included 3.125" from Top of Sign. Screw mount signs must be installed with Tamper Resistant Pin Reject Hexalobular Internal Drive System Torx Screws; countersink all screws to allow the head of all screw to be recessed. All sign installations must also be reinforced with Silicone.



## SIGN TYPE DRAWINGS

### INTERIOR

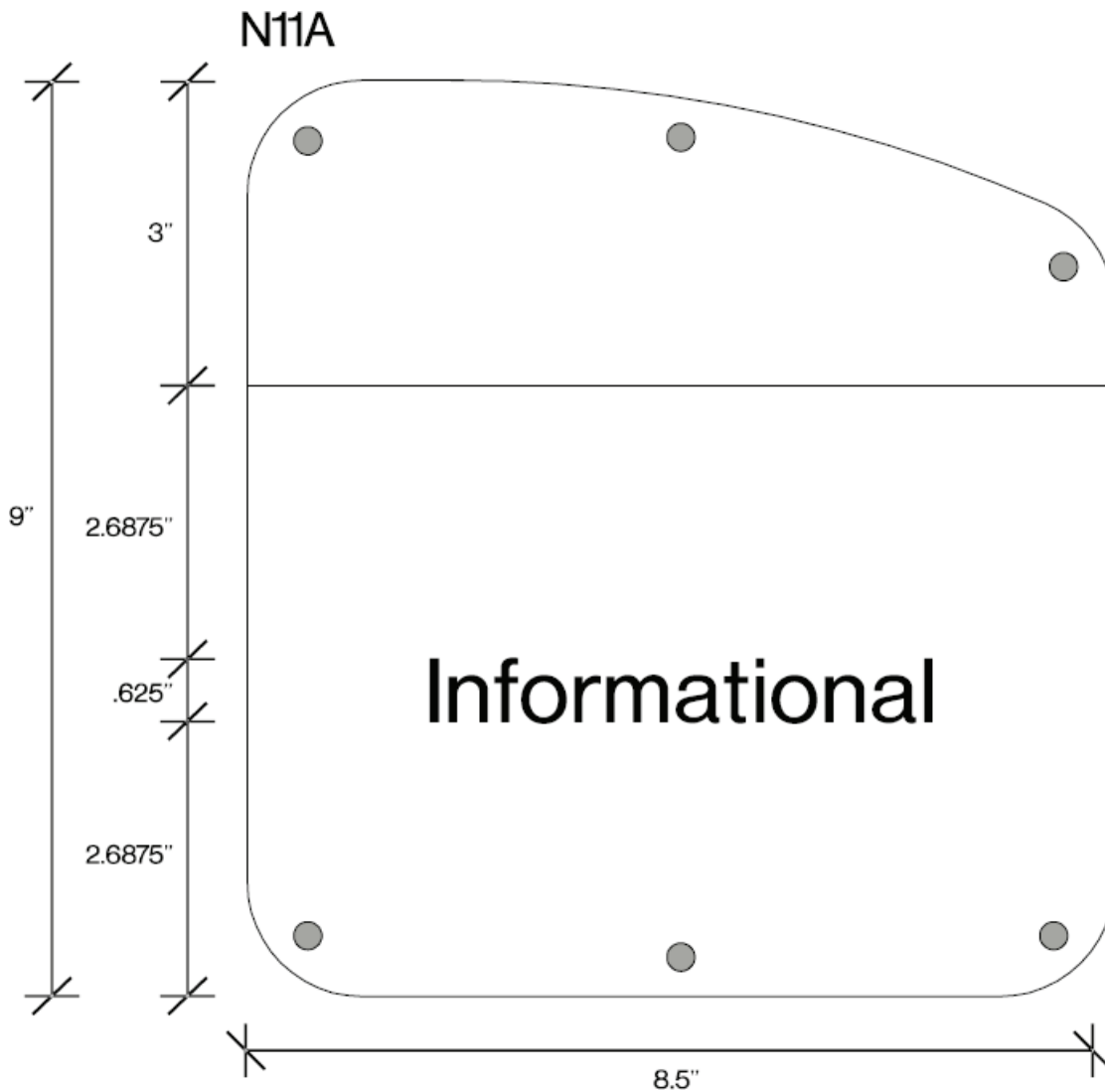
N10B-2: 22.5" X 14" Sign with Subsurface Direct Print Helvetica Regular Copy. Sign is made of Painted 1/8" Lexan. A Mask and Paint Line is included 3.125" from Top of Sign. Screw mount signs must be installed with Tamper Resistant Pin Reject Hexalobular Internal Drive System Torx Screws; countersink all screws to allow the head of all screw to be recessed. All sign installations must also be reinforced with Silicone.



**SIGN TYPE DRAWINGS**

**INTERIOR**

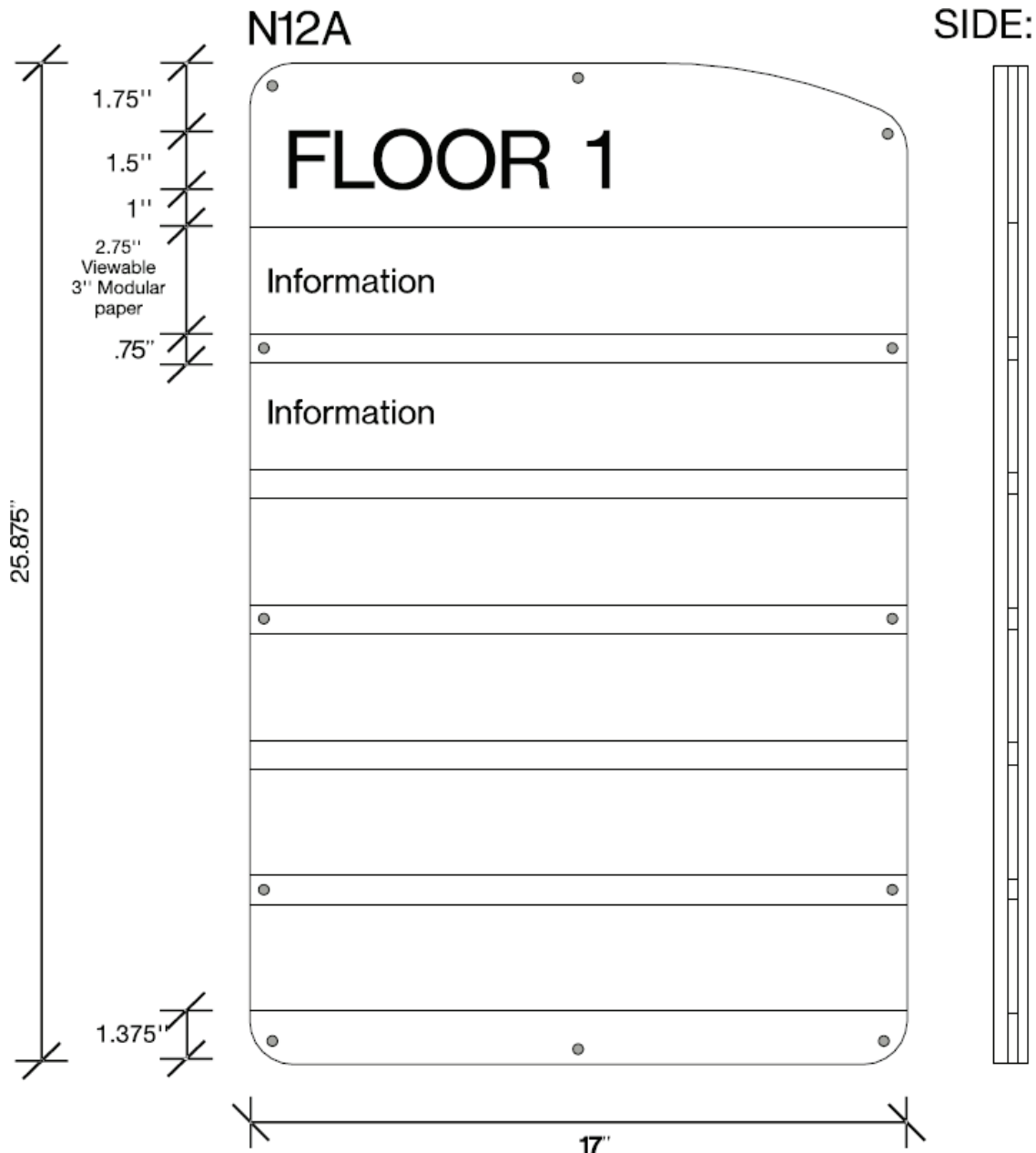
N11A: 9" X 8.5" Sign with Subsurface Direct Print Helvetica Regular Copy. Sign is made of Painted 1/8" Lexan. A Mask and Paint Line is included 3" from Top of Sign. Screw mount signs must be installed with Tamper Resistant Pin Reject Hexalobular Internal Drive System Torx Screws; countersink all screws to allow the head of all screw to be recessed. All sign installations must also be reinforced with Silicone.



**SIGN TYPE DRAWINGS**

**INTERIOR**

N12A: 25.875" X 17" Sign with Subsurface Direct Print and Laser Printed Inserts with Helvetica Regular Copy. Sign has .060" Lexan Painted Backer and Spacers and 1/8" Lexan Painted Face/Frame. Screw mount signs must be installed with Tamper Resistant Pin Reject Hexalobular Internal Drive System Torx Screws; countersink all screws to allow the head of all screw to be recessed. All sign installations must also be reinforced with Silicone.



Technical drawing of a rectangular sign with dimensions and a side view.

**Dimensions:**

- Overall width: 9"
- Overall height: 14"
- Top-left corner radius: 12.5"
- Top-right corner radius: 2.75"
- Bottom-left corner radius: 12.5"
- Bottom-right corner radius: 12.5"
- Left side mounting holes: 12.5" (top), 3.5" (middle), 12.5" (bottom)
- Right side mounting holes: 12.5" (top), 3.5" (middle), 12.5" (bottom)
- Bottom center mounting hole: 9" (width) - 12.5" (radius) = 3.5" (distance from center)
- Top center mounting hole: 12.5" (radius) - 12.5" (radius) = 0" (distance from center)

**Sign Content:**

- Top section: "AREA OF REFUGE" (large, bold, sans-serif font)
- Bottom section: "AREA OF REFUGE" (large, bold, sans-serif font)
- Bottom section: "AREA OF REFUGE" (Braille)


**Side View:**

- Sign thickness: 1.25"
- Mounting holes: 12.5" x 7.75" (12.5" x 7.5" viewable) SSADA Part applied to backer

## SIGN TYPE DRAWINGS

### INTERIOR

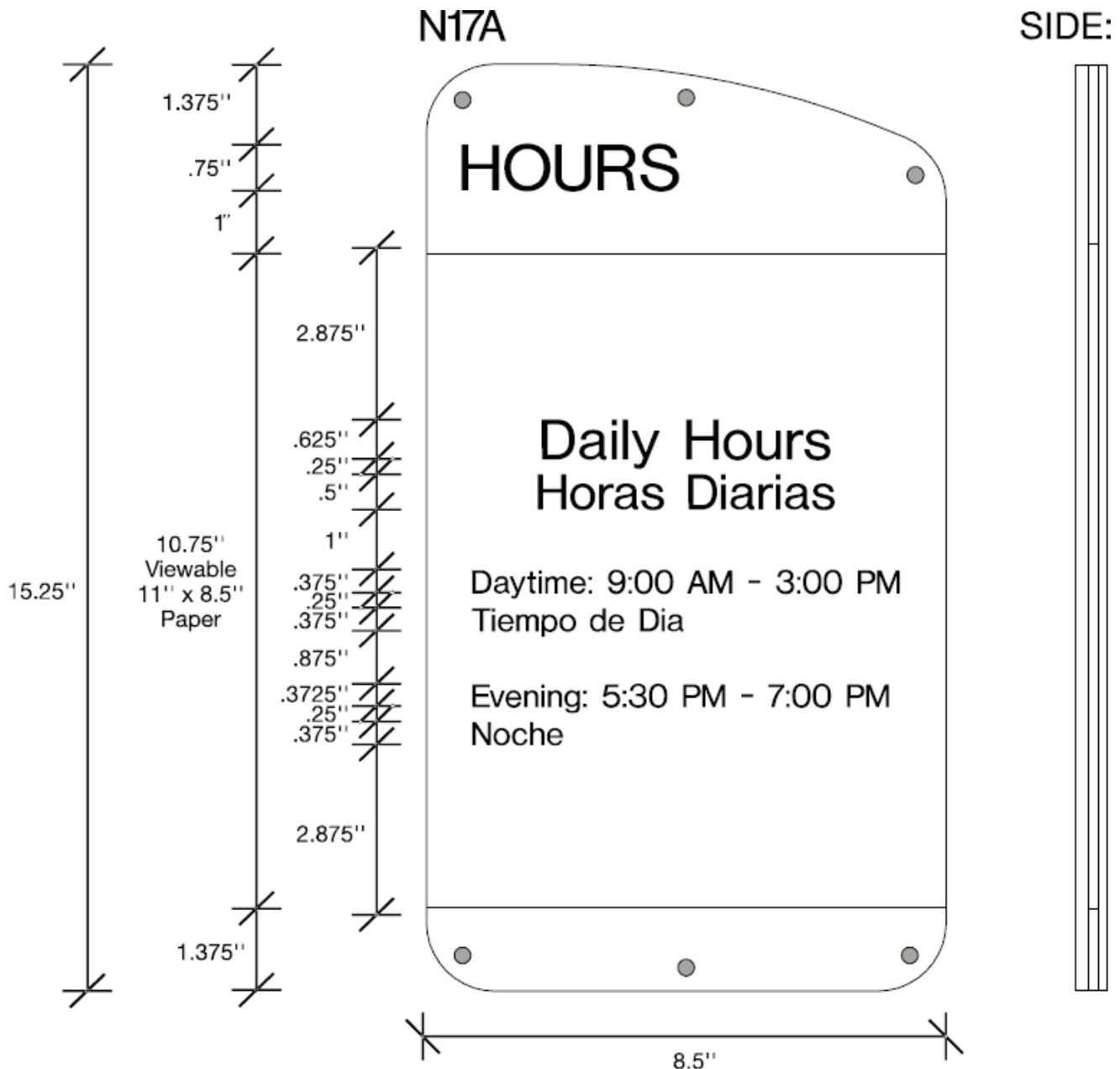
N16: 12.25" X 9" Sign with Subsurface ADA Helvetica Regular Copy. Sign has .060" Lexan Painted Backer and Spacers, and 1/8" Lexan Painted Face/Frame. Mask and Paint Lines are included 2.875" from Top of Sign and 2.125" from Bottom of Sign (not including .63" sign border). Screw mount signs must be installed with Tamper Resistant Pin Reject Hexalobular Internal Drive System Torx Screws; countersink all screws to allow the head of all screw to be recessed. All sign installations must also be reinforced with Silicone.



## SIGN TYPE DRAWINGS

### INTERIOR

N17A: 15.25" X 8.5" Sign with Subsurface Direct Print and Laser Printed Insert with Helvetica Regular Copy. Sign has .060" Lexan Painted Backer and Spacers, and 1/8" Lexan Painted Face/Frame. Screw mount signs must be installed with Tamper Resistant Pin Reject Hexalobular Internal Drive System Torx Screws; countersink all screws to allow the head of all screw to be recessed. All sign installations must also be reinforced with Silicone.

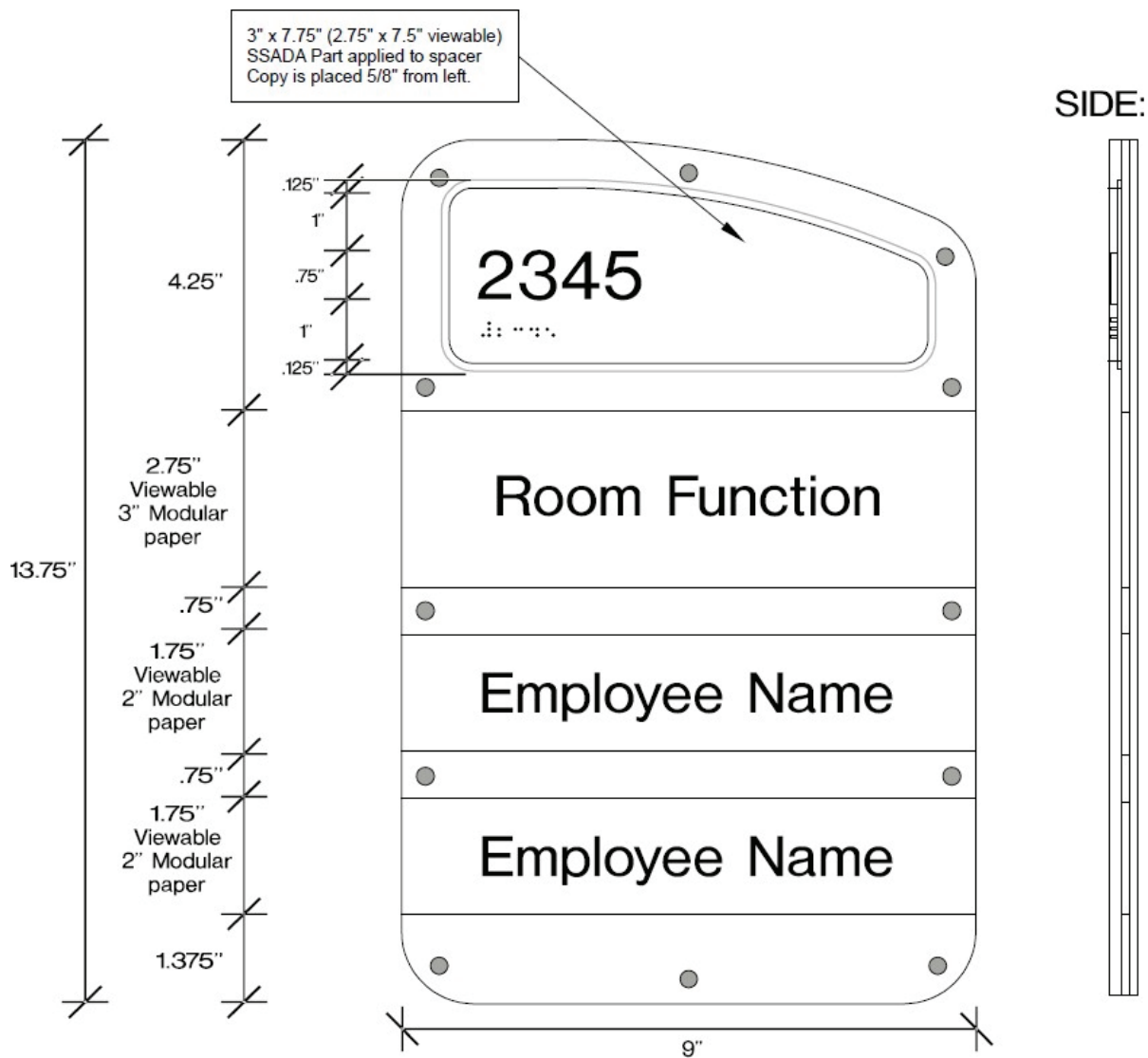




## SIGN TYPE DRAWINGS

### INTERIOR

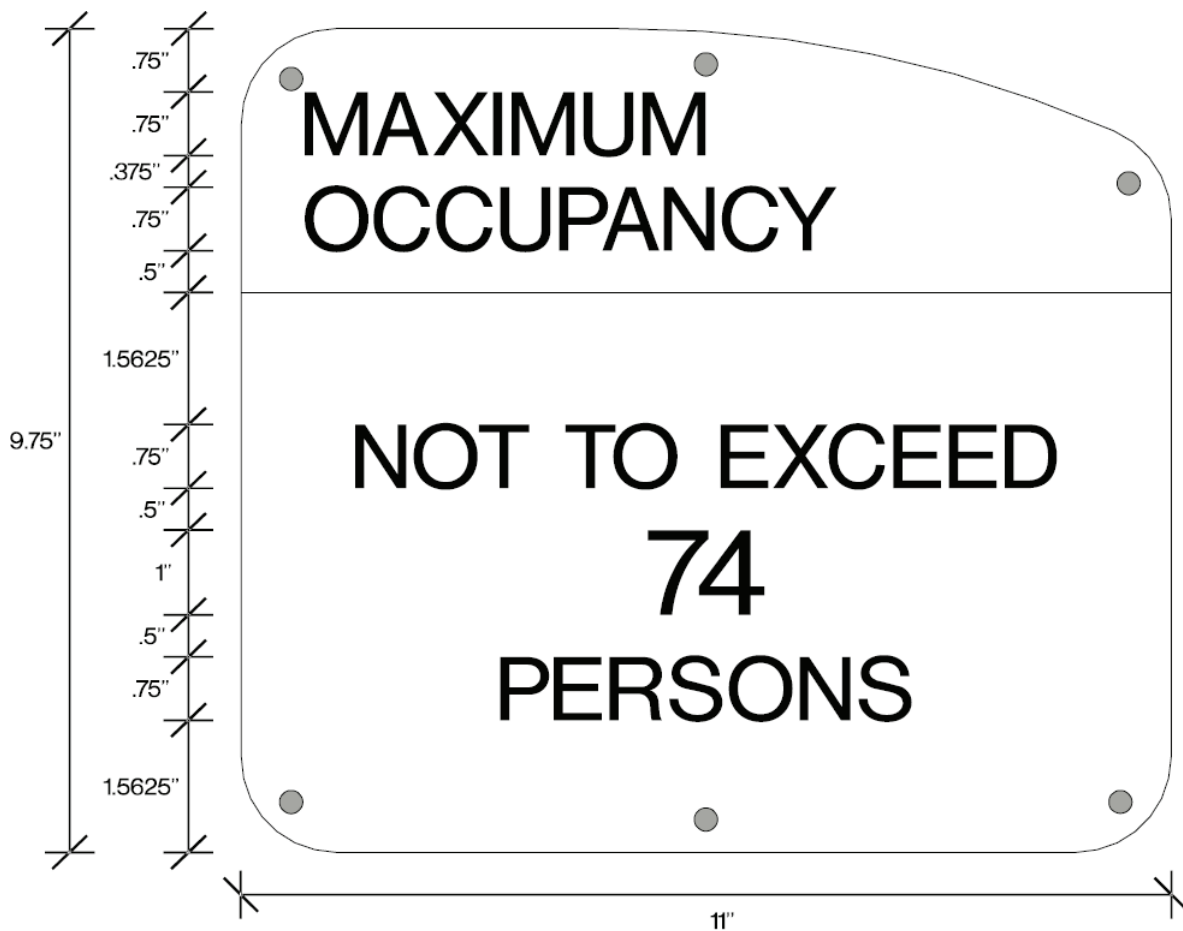
N18: 13.75" X 9" Sign with Subsurface ADA and Laser Printed Inserts with Helvetica Regular Copy. Sign has .060" Lexan Painted Backer and Spacers, and 1/8" Lexan Painted Face/Frame. Screw mount signs must be installed with Tamper Resistant Pin Reject Hexalobular Internal Drive System Torx Screws; countersink all screws to allow the head of all screw to be recessed. All sign installations must also be reinforced with Silicone.



**SIGN TYPE DRAWINGS**

**INTERIOR**

N28: 9.75" X 11" Sign with Subsurface Direct Print Helvetica Regular Copy. Sign is made of 1/8" Painted Lexan. A Mask and Paint Line is included 3.125" from Top of Sign. Screw mount signs must be installed with Tamper Resistant Pin Reject Hexalobular Internal Drive System Torx Screws; countersink all screws to allow the head of all screw to be recessed. All sign installations must also be reinforced with Silicone.



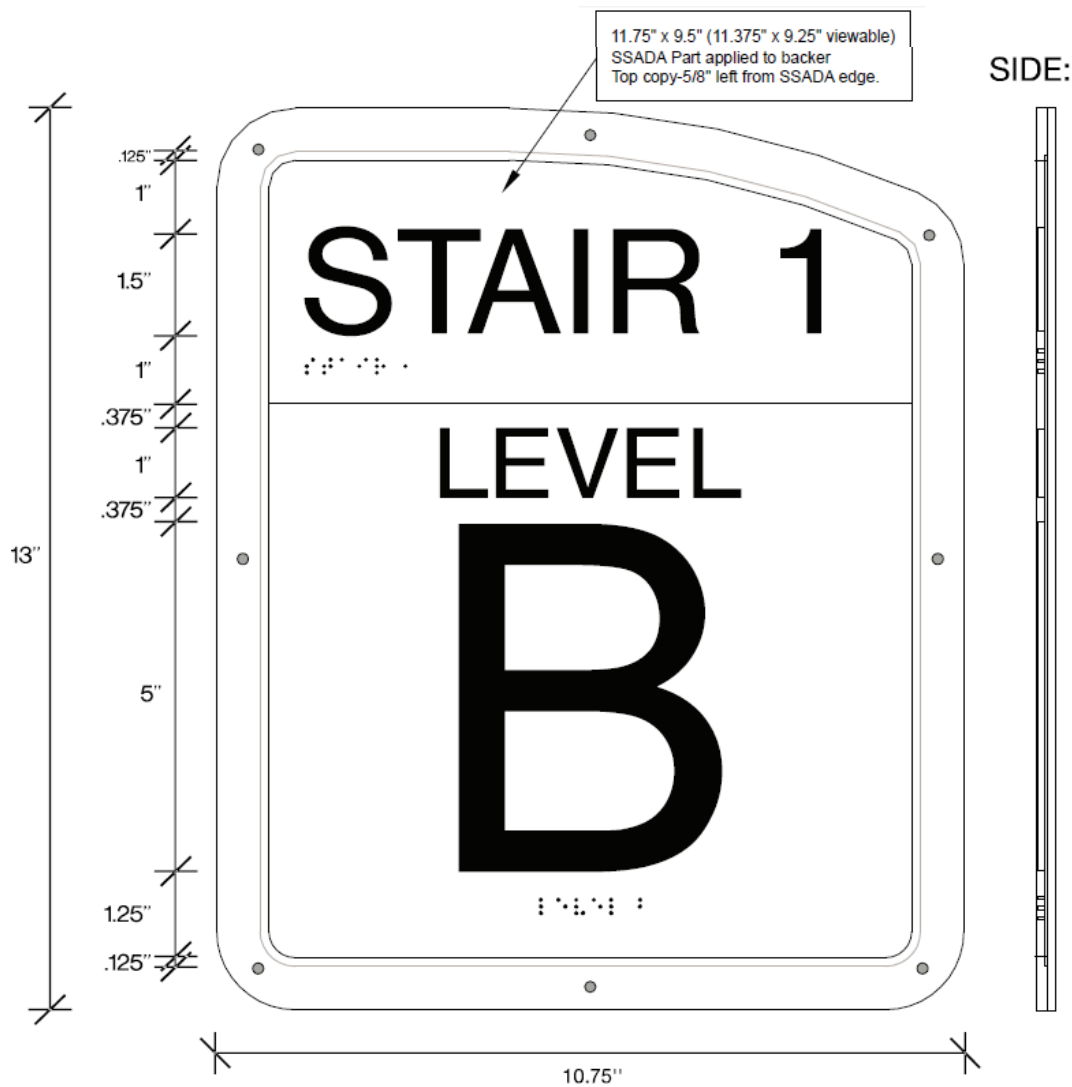
N32A/N32B: 14" X 9" Sign with Subsurface ADA Helvetica Regular Copy. Sign has a .060 Lexan Painted Backer and 1/8" Lexan Painted Face/Frame. Mask and Paint Lines are included 2.875" from Top of Sign and 3.875" from Bottom of Sign (not including .63" sign border). Screw mount signs must be installed with Tamper Resistant Pin Reject Hexalobular Internal Drive System Torx Screws; countersink all screws to allow the head of all screw to be recessed. All sign installations must also be reinforced with Silicone.



## SIGN TYPE DRAWINGS

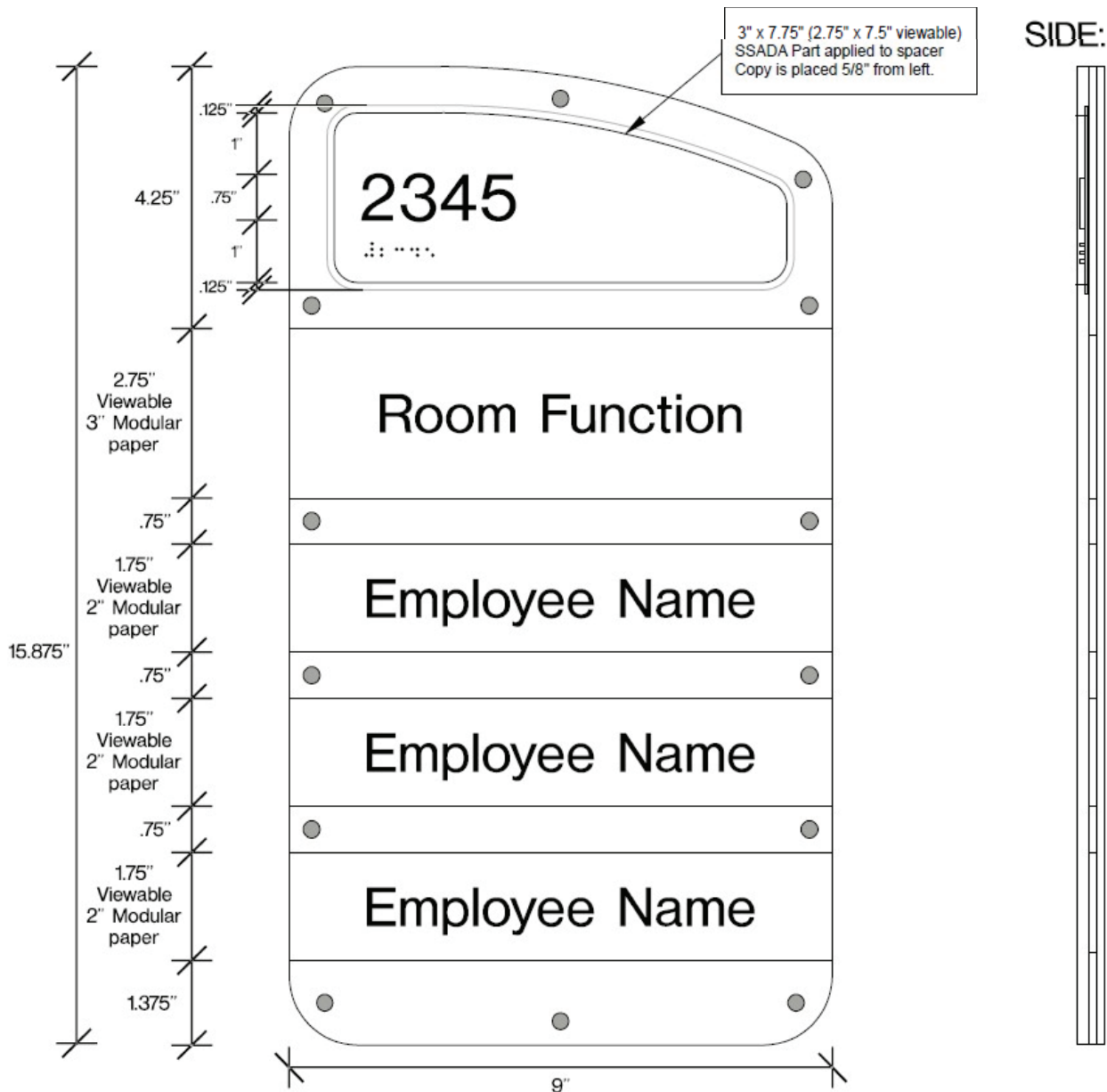
### INTERIOR

N34: 13" X 10.75" Sign with Subsurface ADA Helvetica Regular Copy. Sign has a .060 Lexan Painted Backer and 1/8" Lexan Painted Face/Frame. A Mask and Paint Line is included 3.625" from Top of Sign. (not including .63" sign border). Screw mount signs must be installed with Tamper Resistant Pin Reject Hexalobular Internal Drive System Torx Screws; countersink all screws to allow the head of all screw to be recessed. All sign installations must also be reinforced with Silicone.



**INTERIOR**

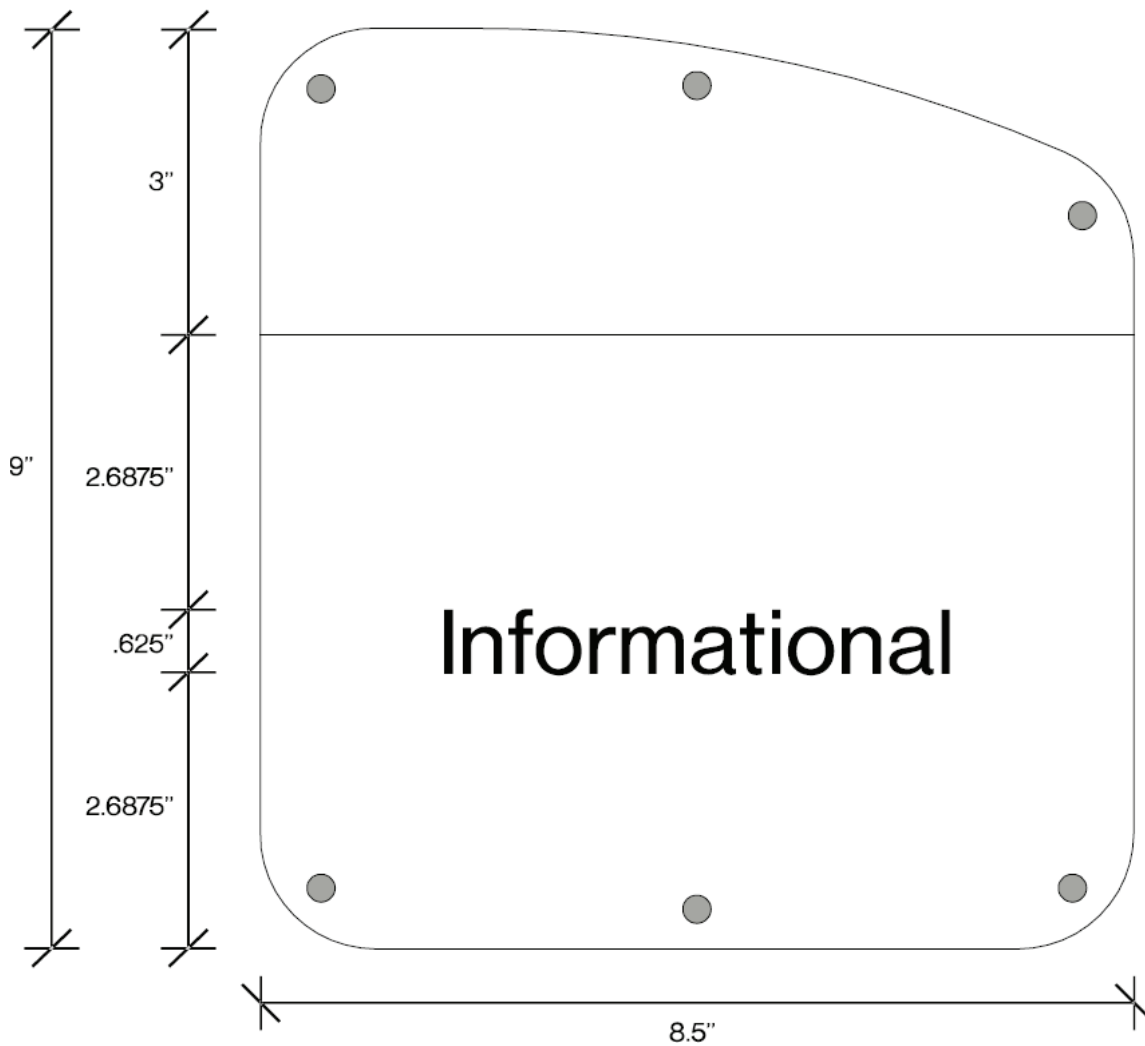
N35: 15.875" X 9" Sign with Subsurface ADA and Laser Printed Inserts with Helvetica Regular Copy. Sign has a .060 Lexan Painted Backer and Spacers and 1/8" Lexan Painted Face/Frame. Screw mount signs must be installed with Tamper Resistant Pin Reject Hexalobular Internal Drive System Torx Screws; countersink all screws to allow the head of all screw to be recessed. All sign installations must also be reinforced with Silicone.



**SIGN TYPE DRAWINGS**

**EXTERIOR**

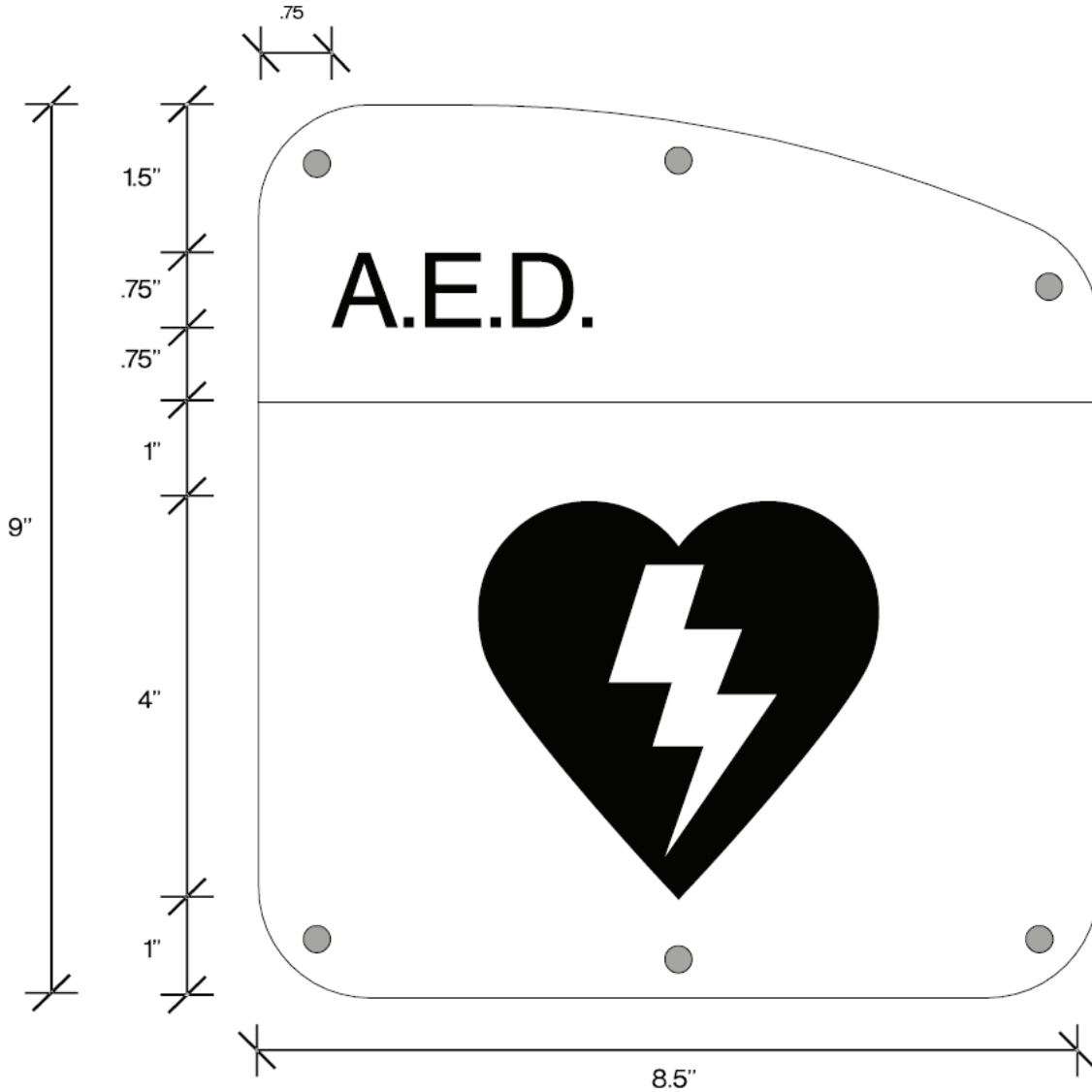
X02: 9" X 8.5" Sign with Exterior Subsurface Helvetica Regular Copy. Sign has a .020 Exterior Grade Lexan Painted Face with .093 ABS Backer. A Mask and Paint Line is included 3" from Top of Sign. All sign installations must also be reinforced with Silicone.



**SIGN TYPE DRAWINGS**

**EXTERIOR**

X03: 9" X 8.5" Sign with Exterior Subsurface Helvetica Regular Copy. Sign has a .020 Exterior Grade Lexan Painted Face with .093 ABS Backer. A Mask and Paint Line included 3" from Top of Sign. All sign installations must also be reinforced with Silicone.



## EXTERIOR

Technical drawing of a rectangular sign with dimensions and content. The sign is 12.25" high and 9" wide. The top section contains the number "2345" and a row of five dots. The middle section contains a graphic of a person walking up stairs. The bottom section contains the text "STAIR 1" and a row of five dots. Dimensions are indicated by arrows and labels: 1.25" for the top and bottom margins, 1.75" for the top and bottom margins, .75" for the top margin, 1" for the top margin, 1.25" for the top margin, 3.5" for the middle section, 1.25" for the bottom margin, .375" for the bottom margin, .625" for the bottom margin, and 1.75" for the bottom margin. The sign has rounded corners and six mounting holes (two on the top edge, two on the bottom edge, and two on the side edges).











SECOND FLOOR SIGNAGE PLAN  
SCALE: 1/8"=1'-0"







2345



Nurse's Office

Ally Miller



Floor	Room Number	Location	Sign Type	Location	Mount Type	Message	Message Position	Copy Style	Copy Color	Copy Case	Copy Details	Special Instructions & Notes
Basement	S1-B	STAIR 1	N09	B-N09-01	Tamper Resistant Pin Reject Hexalobular Interl Drive System Torx Screw, Counter Sunk in Face of Sign. Sign must be Reinforced with Interior Grade Silicone	S1-B	Left Justified	Helvetica Regular	774 Willow	All Upper Case	3/4" Height Subsurface ADA Raised Copy with Braille	CMU Block Wall
Basement	S1-B	STAIR 1	N09	B-N09-01	Tamper Resistant Pin Reject Hexalobular Interl Drive System Torx Screw, Counter Sunk in Face of Sign. Sign must be Reinforced with Interior Grade Silicone	Man on Stair Pictogram	Center Justified	N/A	705 Medium Gray	N/A	Subsurface ADA Raised Graphic	(1) Pictogram Size Appropriate for 6"H Section of Sign; CMU Block Wall
Basement	S1-B	STAIR 1	N09	B-N09-01	Tamper Resistant Pin Reject Hexalobular Interl Drive System Torx Screw, Counter Sunk in Face of Sign. Sign must be Reinforced with Interior Grade Silicone	STAIR 1	Center Justified	Helvetica Regular	774 Willow	All Upper Case	5/8" Height Subsurface ADA Raised Copy with Braille	CMU Block Wall
Basement	S1-B	STAIR 1	N10B	B-N10B-01	Tamper Resistant Pin Reject Hexalobular Interl Drive System Torx Screw, Counter Sunk in Face of Sign. Sign must be Reinforced with Interior Grade Silicone	STAIR 1	Left Justified	Helvetica Regular	774 Willow	All Upper Case	1.5" Height Subsurface Direct Print	CMU Block Wall
Basement	S1-B	STAIR 1	N10B	B-N10B-01	Tamper Resistant Pin Reject Hexalobular Interl Drive System Torx Screw, Counter Sunk in Face of Sign. Sign must be Reinforced with Interior Grade Silicone	B THROUGH 3	Center Justified	Helvetica Regular	705 Medium Gray	All Upper Case	1" Height Subsurface Direct Print	CMU Block Wall
Basement	S1-B	STAIR 1	N10B	B-N10B-01	Tamper Resistant Pin Reject Hexalobular Interl Drive System Torx Screw, Counter Sunk in Face of Sign. Sign must be Reinforced with Interior Grade Silicone	NO ROOF ACCESS	Center Justified	Helvetica Regular	705 Medium Gray	All Upper Case	1" Height Subsurface Direct Print	CMU Block Wall
Basement	S1-B	STAIR 1	N10B	B-N10B-01	Tamper Resistant Pin Reject Hexalobular Interl Drive System Torx Screw, Counter Sunk in Face of Sign. Sign must be Reinforced with Interior Grade Silicone	NO STANDPIPE	Center Justified	Helvetica Regular	705 Medium Gray	All Upper Case	1" Height Subsurface Direct Print	CMU Block Wall
Basement	S1-B	STAIR 1	N10B	B-N10B-01	Tamper Resistant Pin Reject Hexalobular Interl Drive System Torx Screw, Counter Sunk in Face of Sign. Sign must be Reinforced with Interior Grade Silicone	LEVEL	Center Justified	Helvetica Regular	705 Medium Gray	All Upper Case	1" Height Subsurface Direct Print	CMU Block Wall
Basement	S1-B	STAIR 1	N10B	B-N10B-01	Tamper Resistant Pin Reject Hexalobular Interl Drive System Torx Screw, Counter Sunk in Face of Sign. Sign must be Reinforced with Interior Grade Silicone	B	Center Justified	Helvetica Regular	705 Medium Gray	All Upper Case	5" Height Subsurface Direct Print	CMU Block Wall
Basement	S1-B	STAIR 1	N10B	B-N10B-01	Tamper Resistant Pin Reject Hexalobular Interl Drive System Torx Screw, Counter Sunk in Face of Sign. Sign must be Reinforced with Interior Grade Silicone	EXIT UP AT FLOOR 1	Center Justified	Helvetica Regular	705 Medium Gray	All Upper Case	1" Height Subsurface Direct Print	CMU Block Wall

Basement	S1-B	STAIR 1	N10B	B-N10B-01	Tamper Resistant Pin Reject Hexalobular Internal Drive System Torx Screw, Counter Sunk in Face of Sign. Sign must be Reinforced with Interior Grade Silicone	↑	Locate Left Side of Exit Information	N/A	705 Medium Gray	N/A	Subsurface Direct Print	CMU Block Wall
Basement	S1-B	STAIR 1	N34	B-N34-02	Tamper Resistant Pin Reject Hexalobular Internal Drive System Torx Screw, Counter Sunk in Face of Sign. Sign must be Reinforced with Interior Grade Silicone	STAIR 1	Left Justified	Helvetica Regular	774 Willow	All Upper Case	1.5" Height Subsurface ADA Raised Copy with Braille	CMU Block Wall
Basement	S1-B	STAIR 1	N34	B-N34-02	Tamper Resistant Pin Reject Hexalobular Internal Drive System Torx Screw, Counter Sunk in Face of Sign. Sign must be Reinforced with Interior Grade Silicone	LEVEL	Center Justified	Helvetica Regular	705 Medium Gray	All Upper Case	1" Height Subsurface ADA Raised Copy with Braille	CMU Block Wall
Basement	S1-B	STAIR 1	N34	B-N34-02	Tamper Resistant Pin Reject Hexalobular Internal Drive System Torx Screw, Counter Sunk in Face of Sign. Sign must be Reinforced with Interior Grade Silicone	B	Center Justified	Helvetica Regular	705 Medium Gray	All Upper Case	5" Height Subsurface ADA Raised Copy with Braille	CMU Block Wall
Basement	001	Storage Room	N04A	B-N04A-01	Tamper Resistant Pin Reject Hexalobular Internal Drive System Torx Screw, Counter Sunk in Face of Sign. Sign must be Reinforced with Interior Grade Silicone	001	Left Justified	Helvetica Regular	774 Willow	All Upper Case	3/4" Height Subsurface ADA Raised Copy with Braille	CMU Block Wall
Basement	001	Storage Room	N04A	B-N04A-01	Tamper Resistant Pin Reject Hexalobular Internal Drive System Torx Screw, Counter Sunk in Face of Sign. Sign must be Reinforced with Interior Grade Silicone	Storage Room	Center Justified	Helvetica Regular	Black Laser Print Copy	Upper/Lower Case	5/8" Height Laser Print	CMU Block Wall
Basement	001	Storage Room	N04A	B-N04A-01	Tamper Resistant Pin Reject Hexalobular Internal Drive System Torx Screw, Counter Sunk in Face of Sign. Sign must be Reinforced with Interior Grade Silicone	N/A	N/A	N/A	N/A	N/A	N/A	2" x 9" Blank Insert- Customer to Provide Printing; CMU Block Wall
Basement	002	MECHANICAL ROOM A	N02A	B-N02A-01	Tamper Resistant Pin Reject Hexalobular Internal Drive System Torx Screw, Counter Sunk in Face of Sign. Sign must be Reinforced with Interior Grade Silicone	002	Left Justified	Helvetica Regular	774 Willow	All Upper Case	3/4" Height Subsurface ADA Raised Copy with Braille	CMU Block Wall
Basement	002	MECHANICAL ROOM A	N02A	B-N02A-01	Tamper Resistant Pin Reject Hexalobular Internal Drive System Torx Screw, Counter Sunk in Face of Sign. Sign must be Reinforced with Interior Grade Silicone	MECHANICAL ROOM A	Center Justified	Helvetica Regular	705 Medium Gray	All Upper Case	5/8" Height Subsurface ADA Raised Copy with Braille	CMU Block Wall
Basement	002	MECHANICAL ROOM A	N11A	B-N11A-02	Interior Grade VHB Tape Reinforced with Silicone for Mounting on Door. Sign should be produced with screw holes in the event it needs to be relocated.	Main Corridor	Center Justified	Helvetica Regular	705 Medium Gray	Upper/Lower Case	5/8" Height Subsurface Direct Print	Mounting on Door.
Basement	002	MECHANICAL ROOM A	N11A	B-N11A-03	Exterior Grade VHB Tape Reinforced with Silicone for Mounting on Door. Sign should be produced with screw holes in the event it needs to be relocated.	Areaway	Center Justified	Helvetica Regular	705 Medium Gray	Upper/Lower Case	5/8" Height Subsurface Direct Print	CMU Block Wall
Basement	EXT	Areaway	X03	B-X03-01	Exterior Grade VHB Tape Reinforced with Exterior Grade Silicone	002	Left Justified	Helvetica Regular	774 Willow	All Upper Case	3/4" Height Exterior Grade Subsurface Copy	Brick Exterior
Basement	EXT	Areaway	X03	B-X03-01	Exterior Grade VHB Tape Reinforced with Exterior Grade Silicone	MECAHNICAL ROOM A	Center Justified	Helvetica Regular	705 Medium Gray	All Upper Case	5/8" Height Exterior Grade Subsurface Copy	Brick Exterior

Basement	003	Housekeeping Room 1	N05A	B-N05A-02	Tamper Resistant Pin Reject Hexalobular Internal Drive System Torx Screw, Counter Sunk in Face of Sign. Sign must be Reinforced with Interior Grade Silicone	003	Left Justified	Helvetica Regular	774 Willow	All Upper Case	3/4" Height Subsurface ADA Raised Copy with Braille	CMU Block Wall
Basement	003	Housekeeping Room 1	N05A	B-N05A-02	Tamper Resistant Pin Reject Hexalobular Internal Drive System Torx Screw, Counter Sunk in Face of Sign. Sign must be Reinforced with Interior Grade Silicone	Housekeeping Room 1	Center Justified	Helvetica Regular	Black Laser Print Copy	Upper/Lower Case	5/8" Height Laser Print	CMU Block Wall
Basement	098	Corridor	N11A	B-N11A-01	Tamper Resistant Pin Reject Hexalobular Internal Drive System Torx Screw, Counter Sunk in Face of Sign. Sign must be Reinforced with Interior Grade Silicone	Elevator	Center Justified	Helvetica Regular	705 Medium Gray	Upper/Lower Case	5/8" Height Subsurface Direct Print	CMU Block Wall
Basement	098	Corridor	N12A	B-N12A-01	Tamper Resistant Pin Reject Hexalobular Internal Drive System Torx Screw, Counter Sunk in Face of Sign. Sign must be Reinforced with Interior Grade Silicone	BASEMENT	Left Justified	Helvetica Regular	774 Willow	All Upper Case	1 1/2" Height Subsurface Direct Print	CMU Block Wall
Basement	098	Corridor	N12A	B-N12A-01	Tamper Resistant Pin Reject Hexalobular Internal Drive System Torx Screw, Counter Sunk in Face of Sign. Sign must be Reinforced with Interior Grade Silicone	→ Housekeeping Room 1	Left Justified	Helvetica Regular	Black Laser Print Copy	Upper/Lower Case	5/8" Height Laser Print	CMU Block Wall
Basement	098	Corridor	N12A	B-N12A-01	Tamper Resistant Pin Reject Hexalobular Internal Drive System Torx Screw, Counter Sunk in Face of Sign. Sign must be Reinforced with Interior Grade Silicone	→ Mechanical Room A	Left Justified	Helvetica Regular	Black Laser Print Copy	Upper/Lower Case	5/8" Height Laser Print	CMU Block Wall
Basement	098	Corridor	N12A	B-N12A-01	Tamper Resistant Pin Reject Hexalobular Internal Drive System Torx Screw, Counter Sunk in Face of Sign. Sign must be Reinforced with Interior Grade Silicone	← Mechanical Room B	Left Justified	Helvetica Regular	Black Laser Print Copy	Upper/Lower Case	5/8" Height Laser Print	CMU Block Wall
Basement	098	Corridor	N12A	B-N12A-01	Tamper Resistant Pin Reject Hexalobular Internal Drive System Torx Screw, Counter Sunk in Face of Sign. Sign must be Reinforced with Interior Grade Silicone	← Boiler Room	Left Justified	Helvetica Regular	Black Laser Print Copy	Upper/Lower Case	5/8" Height Laser Print	CMU Block Wall
Basement	098	Corridor	N12A	B-N12A-01	Tamper Resistant Pin Reject Hexalobular Internal Drive System Torx Screw, Counter Sunk in Face of Sign. Sign must be Reinforced with Interior Grade Silicone	← Electrical Room	Left Justified	Helvetica Regular	Black Laser Print Copy	Upper/Lower Case	5/8" Height Laser Print	CMU Block Wall
Basement	098	Corridor	N12A	B-N12A-01	Tamper Resistant Pin Reject Hexalobular Internal Drive System Torx Screw, Counter Sunk in Face of Sign. Sign must be Reinforced with Interior Grade Silicone	← Data Room	Left Justified	Helvetica Regular	Black Laser Print Copy	Upper/Lower Case	5/8" Height Laser Print	CMU Block Wall
Basement	097	Vestibule	N07	B-N07-01	Tamper Resistant Pin Reject Hexalobular Internal Drive System Torx Screw, Counter Sunk in Face of Sign. Sign must be Reinforced with Interior Grade Silicone	EVACUATION PLAN	Left Justified	Helvetica Regular	774 Willow	All Upper Case	3/4" Height Subsurface Direct Print	CMU Block Wall
Basement	097	Vestibule	N07	B-N07-01	Tamper Resistant Pin Reject Hexalobular Internal Drive System Torx Screw, Counter Sunk in Face of Sign. Sign must be Reinforced with Interior Grade Silicone	N/A	N/A	N/A	N/A	N/A	N/A	8 1/2" X 11" Laser Printed Evacuation Map- Customer to Provide Printing; CMU Block Wall



Basement	097	Vestibule	N08	B-N08-01	Tamper Resistant Pin Reject Hexalobular Interl Drive System Torx Screw, Counter Sunk in Face of Sign. Sign must be Reinforced with Interior Grade Silicone	In Case of Fire Pictogram	Center Justified	N/A	705 Medium Gray	N/A	Subsurface ADA Raised Graphic	(1) Pictogram Size Appropriate for 6"H Section of Sign; CMU Block Wall
Basement	097	Vestibule	N08	B-N08-01	Tamper Resistant Pin Reject Hexalobular Interl Drive System Torx Screw, Counter Sunk in Face of Sign. Sign must be Reinforced with Interior Grade Silicone	IN FIRE EMERGENCY, DO NOT USE ELEVATOR. USE EXIT STAIRS.	Center Justified	Helvetica Regular	774 Willow	All Upper Case	5/8" Height Subsurface ADA Raised Copy with Braille	CMU Block Wall
Basement	005	Housekeeping Room 2	N05A	B-N05A-01	Tamper Resistant Pin Reject Hexalobular Interl Drive System Torx Screw, Counter Sunk in Face of Sign. Sign must be Reinforced with Interior Grade Silicone	005	Left Justified	Helvetica Regular	774 Willow	All Upper Case	3/4" Height Subsurface ADA Raised Copy with Braille	CMU Block Wall
Basement	005	Housekeeping Room 2	N05A	B-N05A-01	Tamper Resistant Pin Reject Hexalobular Interl Drive System Torx Screw, Counter Sunk in Face of Sign. Sign must be Reinforced with Interior Grade Silicone	Housekeeping Room 2	Center Justified	Helvetica Regular	Black Laser Print Copy	Upper/Lower Case	5/8" Height Laser Print	CMU Block Wall
Basement	006	DATA ROOM	N02A	B-N02A-03	Tamper Resistant Pin Reject Hexalobular Interl Drive System Torx Screw, Counter Sunk in Face of Sign. Sign must be Reinforced with Interior Grade Silicone	006	Left Justified	Helvetica Regular	774 Willow	All Upper Case	3/4" Height Subsurface ADA Raised Copy with Braille	CMU Block Wall
Basement	006	DATA ROOM	N02A	B-N02A-03	Tamper Resistant Pin Reject Hexalobular Interl Drive System Torx Screw, Counter Sunk in Face of Sign. Sign must be Reinforced with Interior Grade Silicone	DATA ROOM	Center Justified	Helvetica Regular	705 Medium Gray	All Upper Case	5/8" Height Subsurface ADA Raised Copy with Braille	CMU Block Wall
Basement	007	ELECTRIC ROOM	N02A	B-N02A-04	Tamper Resistant Pin Reject Hexalobular Interl Drive System Torx Screw, Counter Sunk in Face of Sign. Sign must be Reinforced with Interior Grade Silicone	007	Left Justified	Helvetica Regular	774 Willow	All Upper Case	3/4" Height Subsurface ADA Raised Copy with Braille	CMU Block Wall
Basement	007	ELECTRIC ROOM	N02A	B-N02A-04	Tamper Resistant Pin Reject Hexalobular Interl Drive System Torx Screw, Counter Sunk in Face of Sign. Sign must be Reinforced with Interior Grade Silicone	ELECTRIC ROOM	Center Justified	Helvetica Regular	705 Medium Gray	All Upper Case	5/8" Height Subsurface ADA Raised Copy with Braille	CMU Block Wall
Basement	096	Corridor	N07	B-N07-02	Tamper Resistant Pin Reject Hexalobular Interl Drive System Torx Screw, Counter Sunk in Face of Sign. Sign must be Reinforced with Interior Grade Silicone	EVACUATION PLAN	Left Justified	Helvetica Regular	774 Willow	All Upper Case	3/4" Height Subsurface Direct Print	CMU Block Wall
Basement	096	Corridor	N07	B-N07-02	Tamper Resistant Pin Reject Hexalobular Interl Drive System Torx Screw, Counter Sunk in Face of Sign. Sign must be Reinforced with Interior Grade Silicone	N/A	N/A	N/A	N/A	N/A	N/A	8 1/2" X 11" Laser Printed Evacuation Map- Customer to Provide Printing; CMU Block Wall
Basement	008	BOILER ROOM	N02A	B-N02A-05	Tamper Resistant Pin Reject Hexalobular Interl Drive System Torx Screw, Counter Sunk in Face of Sign. Sign must be Reinforced with Interior Grade Silicone	008	Left Justified	Helvetica Regular	774 Willow	All Upper Case	3/4" Height Subsurface ADA Raised Copy with Braille	CMU Block Wall
Basement	008	BOILER ROOM	N02A	B-N02A-05	Tamper Resistant Pin Reject Hexalobular Interl Drive System Torx Screw, Counter Sunk in Face of Sign. Sign must be Reinforced with Interior Grade Silicone	BOILER ROOM	Center Justified	Helvetica Regular	705 Medium Gray	All Upper Case	5/8" Height Subsurface ADA Raised Copy with Braille	CMU Block Wall

Basement	008	BOILER ROOM	N11A	B-N11A-04	Interior Grade VHB Tape Reinforced with Silicone for Mounting on Door. Sign should be produced with screw holes in the event it needs to be relocated.	Main Corridor	Center Justified	Helvetica Regular	705 Medium Gray	Upper/Lower Case	5/8" Height Subsurface Direct Print	Mounting on Door.
Basement	008	BOILER ROOM	N11A	B-N11A-05	Exterior Grade VHB Tape Reinforced with Silicone for Mounting on Door. Sign should be produced with screw holes in the event it needs to be relocated.	Areaway	Center Justified	Helvetica Regular	705 Medium Gray	Upper/Lower Case	5/8" Height Subsurface Direct Print	CMU Block Wall
Basement	095	Corridor	N07	B-N07-03	Tamper Resistant Pin Reject Hexalobular Interl Drive System Torx Screw, Counter Sunk in Face of Sign. Sign must be Reinforced with Interior Grade Silicone	EVACUATION PLAN	Left Justified	Helvetica Regular	774 Willow	All Upper Case	3/4" Height Subsurface Direct Print	CMU Block Wall
Basement	095	Corridor	N07	B-N07-03	Tamper Resistant Pin Reject Hexalobular Interl Drive System Torx Screw, Counter Sunk in Face of Sign. Sign must be Reinforced with Interior Grade Silicone	N/A	N/A	N/A	N/A	N/A	N/A	8 1/2" X 11" Laser Printed Evacuation Map- Customer to Provide Printing; CMU Block Wall
Basement	EXT	Areaway	X03	B-X03-02	Exterior Grade VHB Tape Reinforced with Exterior Grade Silicone	008	Left Justified	Helvetica Regular	774 Willow	All Upper Case	3/4" Height Exterior Grade Subsurface Copy	Brick Exterior
Basement	EXT	Areaway	X03	B-X03-02	Exterior Grade VHB Tape Reinforced with Exterior Grade Silicone	BOILER ROOM	Center Justified	Helvetica Regular	705 Medium Gray	All Upper Case	5/8" Height Exterior Grade Subsurface Copy	Brick Exterior
Basement	EXT	MECHANICAL ROOM B	X03	B-X03-03	Exterior Grade VHB Tape Reinforced with Exterior Grade Silicone	009	Left Justified	Helvetica Regular	774 Willow	All Upper Case	3/4" Height Exterior Grade Subsurface Copy	Brick Exterior
Basement	EXT	MECHANICAL ROOM B	X03	B-X03-03	Exterior Grade VHB Tape Reinforced with Exterior Grade Silicone	MECHANICAL ROOM B	Center Justified	Helvetica Regular	705 Medium Gray	All Upper Case	5/8" Height Exterior Grade Subsurface Copy	Brick Exterior
Basement	009	MECHANICAL ROOM B	N02A	B-N02A-06	Tamper Resistant Pin Reject Hexalobular Interl Drive System Torx Screw, Counter Sunk in Face of Sign. Sign must be Reinforced with Interior Grade Silicone	009	Left Justified	Helvetica Regular	774 Willow	All Upper Case	3/4" Height Subsurface ADA Raised Copy with Braille	CMU Block Wall
Basement	009	MECHANICAL ROOM B	N02A	B-N02A-06	Tamper Resistant Pin Reject Hexalobular Interl Drive System Torx Screw, Counter Sunk in Face of Sign. Sign must be Reinforced with Interior Grade Silicone	MECHANICAL ROOM B	Center Justified	Helvetica Regular	705 Medium Gray	All Upper Case	5/8" Height Subsurface ADA Raised Copy with Braille	CMU Block Wall
Basement	009	MECHANICAL ROOM B	N11A	B-N11A-06	Interior Grade VHB Tape Reinforced with Silicone for Mounting on Door. Sign should be produced with screw holes in the event it needs to be relocated.	Main Corridor	Center Justified	Helvetica Regular	705 Medium Gray	Upper/Lower Case	5/8" Height Subsurface Direct Print	Mounting on Door.
Basement	009	MECHANICAL ROOM B	N11A	B-N11A-07	Exterior Grade VHB Tape Reinforced with Silicone for Mounting on Door. Sign should be produced with screw holes in the event it needs to be relocated.	Areaway	Center Justified	Helvetica Regular	705 Medium Gray	Upper/Lower Case	5/8" Height Subsurface Direct Print	CMU Block Wall
Basement	S2-B	STAIR 2	N09	B-N09-02	Tamper Resistant Pin Reject Hexalobular Interl Drive System Torx Screw, Counter Sunk in Face of Sign. Sign must be Reinforced with Interior Grade Silicone	S2-B	Left Justified	Helvetica Regular	774 Willow	All Upper Case	3/4" Height Subsurface ADA Raised Copy with Braille	CMU Block Wall

Basement	S2-B	STAIR 2	N09	B-N09-02	Tamper Resistant Pin Reject Hexalobular Internal Drive System Torx Screw, Counter Sunk in Face of Sign. Sign must be Reinforced with Interior Grade Silicone	Man on Stair Pictogram	Center Justified	N/A	705 Medium Gray	N/A	Subsurface ADA Raised Graphic	(1) Pictogram Size Appropriate for 6"H Section of Sign; CMU Block Wall
Basement	S2-B	STAIR 2	N09	B-N09-02	Tamper Resistant Pin Reject Hexalobular Internal Drive System Torx Screw, Counter Sunk in Face of Sign. Sign must be Reinforced with Interior Grade Silicone	STAIR 2	Center Justified	Helvetica Regular	774 Willow	All Upper Case	5/8" Height Subsurface ADA Raised Copy with Braille	CMU Block Wall
Basement	S2-B	STAIR 2	N10B	B-N10B-02	Tamper Resistant Pin Reject Hexalobular Internal Drive System Torx Screw, Counter Sunk in Face of Sign. Sign must be Reinforced with Interior Grade Silicone	STAIR 2	Left Justified	Helvetica Regular	774 Willow	All Upper Case	1.5" Height Subsurface Direct Print	CMU Block Wall
Basement	S2-B	STAIR 2	N10B	B-N10B-02	Tamper Resistant Pin Reject Hexalobular Internal Drive System Torx Screw, Counter Sunk in Face of Sign. Sign must be Reinforced with Interior Grade Silicone	B THROUGH 3	Center Justified	Helvetica Regular	705 Medium Gray	All Upper Case	1" Height Subsurface Direct Print	CMU Block Wall
Basement	S2-B	STAIR 2	N10B	B-N10B-02	Tamper Resistant Pin Reject Hexalobular Internal Drive System Torx Screw, Counter Sunk in Face of Sign. Sign must be Reinforced with Interior Grade Silicone	ROOF ACCESS AUTHORIZED PERSONS ONLY	Center Justified	Helvetica Regular	705 Medium Gray	All Upper Case	1" Height Subsurface Direct Print	CMU Block Wall
Basement	S2-B	STAIR 2	N10B	B-N10B-02	Tamper Resistant Pin Reject Hexalobular Internal Drive System Torx Screw, Counter Sunk in Face of Sign. Sign must be Reinforced with Interior Grade Silicone	NO STANDPIPE	Center Justified	Helvetica Regular	705 Medium Gray	All Upper Case	1" Height Subsurface Direct Print	CMU Block Wall
Basement	S2-B	STAIR 2	N10B	B-N10B-02	Tamper Resistant Pin Reject Hexalobular Internal Drive System Torx Screw, Counter Sunk in Face of Sign. Sign must be Reinforced with Interior Grade Silicone	LEVEL	Center Justified	Helvetica Regular	705 Medium Gray	All Upper Case	1" Height Subsurface Direct Print	CMU Block Wall
Basement	S2-B	STAIR 2	N10B	B-N10B-02	Tamper Resistant Pin Reject Hexalobular Internal Drive System Torx Screw, Counter Sunk in Face of Sign. Sign must be Reinforced with Interior Grade Silicone	B	Center Justified	Helvetica Regular	705 Medium Gray	All Upper Case	5" Height Subsurface Direct Print	CMU Block Wall
Basement	S2-B	STAIR 2	N10B	B-N10B-02	Tamper Resistant Pin Reject Hexalobular Internal Drive System Torx Screw, Counter Sunk in Face of Sign. Sign must be Reinforced with Interior Grade Silicone	EXIT UP AT FLOOR 1	Center Justified	Helvetica Regular	705 Medium Gray	All Upper Case	1" Height Subsurface Direct Print	CMU Block Wall
Basement	S2-B	STAIR 2	N10B	B-N10B-02	Tamper Resistant Pin Reject Hexalobular Internal Drive System Torx Screw, Counter Sunk in Face of Sign. Sign must be Reinforced with Interior Grade Silicone	↑	Locate Left Side of Exit Information	N/A	705 Medium Gray	N/A	Subsurface Direct Print	CMU Block Wall
Basement	S2-B	STAIR 2	N34	B-N34-01	Tamper Resistant Pin Reject Hexalobular Internal Drive System Torx Screw, Counter Sunk in Face of Sign. Sign must be Reinforced with Interior Grade Silicone	STAIR 2	Left Justified	Helvetica Regular	774 Willow	All Upper Case	1.5" Height Subsurface ADA Raised Copy with Braille	CMU Block Wall
Basement	S2-B	STAIR 2	N34	B-N34-01	Tamper Resistant Pin Reject Hexalobular Internal Drive System Torx Screw, Counter Sunk in Face of Sign. Sign must be Reinforced with Interior Grade Silicone	LEVEL	Center Justified	Helvetica Regular	705 Medium Gray	All Upper Case	1" Height Subsurface ADA Raised Copy with Braille	CMU Block Wall

Basement	S2-B	STAIR 2	N34	B-N34-01	Tamper Resistant Pin Reject Hexalobular Internal Drive System Torx Screw, Counter Sunk in Face of Sign. Sign must be Reinforced with Interior Grade Silicone	B	Center Justified	Helvetica Regular	705 Medium Gray	All Upper Case	5" Height Subsurface ADA Raised Copy with Braille	CMU Block Wall
1	S5-1	STAIR 5	N09	01-N09-01	Tamper Resistant Pin Reject Hexalobular Internal Drive System Torx Screw, Counter Sunk in Face of Sign. Sign must be Reinforced with Interior Grade Silicone	S5-1	Left Justified	Helvetica Regular	774 Willow	All Upper Case	3/4" Height Subsurface ADA Raised Copy with Braille	CMU Block, Gypsum Laminated over CMU Block, or Gypsum over Metal Stud Wall Types
1	S5-1	STAIR 5	N09	01-N09-01	Tamper Resistant Pin Reject Hexalobular Internal Drive System Torx Screw, Counter Sunk in Face of Sign. Sign must be Reinforced with Interior Grade Silicone	Man on Stair Pictogram	Center Justified	N/A	705 Medium Gray	N/A	Surface ADA Raised Graphic	Pictogram Size Appropriate for 6"H Section of Sign; CMU Block, Gypsum Laminated over CMU Block, or Gypsum over Metal Stud Wall Types
1	S5-1	STAIR 5	N09	01-N09-01	Tamper Resistant Pin Reject Hexalobular Internal Drive System Torx Screw, Counter Sunk in Face of Sign. Sign must be Reinforced with Interior Grade Silicone	STAIR 5	Center Justified	Helvetica Regular	774 Willow	All Upper Case	5/8" Height Subsurface ADA Raised Copy with Braille	CMU Block, Gypsum Laminated over CMU Block, or Gypsum over Metal Stud Wall Types
1	S5-1	STAIR 5	N10B	01-N10B-01	Tamper Resistant Pin Reject Hexalobular Internal Drive System Torx Screw, Counter Sunk in Face of Sign. Sign must be Reinforced with Interior Grade Silicone	STAIR 5	Left Justified	Helvetica Regular	774 Willow	All Upper Case	1.5" Height Subsurface Direct Print	CMU Block, Gypsum Laminated over CMU Block, or Gypsum over Metal Stud Wall Types
1	S5-1	STAIR 5	N10B	01-N10B-01	Tamper Resistant Pin Reject Hexalobular Internal Drive System Torx Screw, Counter Sunk in Face of Sign. Sign must be Reinforced with Interior Grade Silicone	1 THROUGH 3	Center Justified	Helvetica Regular	705 Medium Gray	All Upper Case	1" Height Subsurface Direct Print	CMU Block, Gypsum Laminated over CMU Block, or Gypsum over Metal Stud Wall Types
1	S5-1	STAIR 5	N10B	01-N10B-01	Tamper Resistant Pin Reject Hexalobular Internal Drive System Torx Screw, Counter Sunk in Face of Sign. Sign must be Reinforced with Interior Grade Silicone	NO ROOF ACCESS	Center Justified	Helvetica Regular	705 Medium Gray	All Upper Case	1" Height Subsurface Direct Print	CMU Block, Gypsum Laminated over CMU Block, or Gypsum over Metal Stud Wall Types
1	S5-1	STAIR 5	N10B	01-N10B-01	Tamper Resistant Pin Reject Hexalobular Internal Drive System Torx Screw, Counter Sunk in Face of Sign. Sign must be Reinforced with Interior Grade Silicone	NO STANDPIPE	Center Justified	Helvetica Regular	705 Medium Gray	All Upper Case	1" Height Subsurface Direct Print	CMU Block, Gypsum Laminated over CMU Block, or Gypsum over Metal Stud Wall Types
1	S5-1	STAIR 5	N10B	01-N10B-01	Tamper Resistant Pin Reject Hexalobular Internal Drive System Torx Screw, Counter Sunk in Face of Sign. Sign must be Reinforced with Interior Grade Silicone	ACCESS TO COMMUNICATIONS DUCT BELOW THIS FLOOR BY AUTHORIZED PERSONS ONLY	Center Justified	Helvetica Regular	705 Medium Gray	All Upper Case	1" Height Subsurface Direct Print	CMU Block, Gypsum Laminated over CMU Block, or Gypsum over Metal Stud Wall Types
1	S5-1	STAIR 5	N10B	01-N10B-01	Tamper Resistant Pin Reject Hexalobular Internal Drive System Torx Screw, Counter Sunk in Face of Sign. Sign must be Reinforced with Interior Grade Silicone	LEVEL	Center Justified	Helvetica Regular	705 Medium Gray	All Upper Case	1" Height Subsurface Direct Print	CMU Block, Gypsum Laminated over CMU Block, or Gypsum over Metal Stud Wall Types
1	S5-1	STAIR 5	N10B	01-N10B-01	Tamper Resistant Pin Reject Hexalobular Internal Drive System Torx Screw, Counter Sunk in Face of Sign. Sign must be Reinforced with Interior Grade Silicone	1	Center Justified	Helvetica Regular	705 Medium Gray	All Upper Case	5" Height Subsurface Direct Print	CMU Block, Gypsum Laminated over CMU Block, or Gypsum over Metal Stud Wall Types
1	S5-1	STAIR 5	N10B	01-N10B-01	Tamper Resistant Pin Reject Hexalobular Internal Drive System Torx Screw, Counter Sunk in Face of Sign. Sign must be Reinforced with Interior Grade Silicone	EXIT THIS FLOOR	Center Justified	Helvetica Regular	705 Medium Gray	All Upper Case	1" Height Subsurface Direct Print	CMU Block, Gypsum Laminated over CMU Block, or Gypsum over Metal Stud Wall Types
1	S5-1	STAIR 5	N34	01-N34-01	Tamper Resistant Pin Reject Hexalobular Internal Drive System Torx Screw, Counter Sunk in Face of Sign. Sign must be Reinforced with Interior Grade Silicone	STAIR 5	Left Justified	Helvetica Regular	774 Willow	All Upper Case	1.5" Height Subsurface ADA Raised Copy with Braille	CMU Block, Gypsum Laminated over CMU Block, or Gypsum over Metal Stud Wall Types

1	S5-1	STAIR 5	N34	01-N34-01	Tamper Resistant Pin Reject Hexalobular Internal Drive System Torx Screw, Counter Sunk in Face of Sign. Sign must be Reinforced with Interior Grade Silicone	LEVEL	Center Justified	Helvetica Regular	705 Medium Gray	All Upper Case	1" Height Subsurface ADA Raised Copy with Braille	CMU Block, Gypsum Laminated over CMU Block, or Gypsum over Metal Stud Wall Types
1	S5-1	STAIR 5	N34	01-N34-01	Tamper Resistant Pin Reject Hexalobular Internal Drive System Torx Screw, Counter Sunk in Face of Sign. Sign must be Reinforced with Interior Grade Silicone	1	Center Justified	Helvetica Regular	705 Medium Gray	All Upper Case	5" Height Subsurface ADA Raised Copy with Braille	CMU Block, Gypsum Laminated over CMU Block, or Gypsum over Metal Stud Wall Types
1	S5-1	STAIR 5	N07	01-N07-01	Tamper Resistant Pin Reject Hexalobular Internal Drive System Torx Screw, Counter Sunk in Face of Sign. Sign must be Reinforced with Interior Grade Silicone	EVACUATION PLAN	Left Justified	Helvetica Regular	774 Willow	All Upper Case	3/4" Height Subsurface Direct Print	CMU Block, Gypsum Laminated over CMU Block, or Gypsum over Metal Stud Wall Types
1	S5-1	STAIR 5	N07	01-N07-01	Tamper Resistant Pin Reject Hexalobular Internal Drive System Torx Screw, Counter Sunk in Face of Sign. Sign must be Reinforced with Interior Grade Silicone	N/A	N/A	N/A	N/A	N/A	N/A	8 1/2" X 11" Laser Printed Evacuation Map- Customer to Provide Printing; CMU Block, Gypsum Laminated over CMU Block, or Gypsum over Metal Stud Wall Types
1	S5-1	STAIR 5	X09	01-X09-01	Exterior Grade VHB Tape Reinforced with Exterior Grade Silicone	S5-1	Left Justified	Helvetica Regular	774 Willow	All Upper Case	3/4" Height Exterior Grade Subsurface ADA Raised Copy with Braille	Brick Exterior
1	S5-1	STAIR 5	X09	01-X09-01	Exterior Grade VHB Tape Reinforced with Exterior Grade Silicone	Man on Stair Pictogram	Center Justified	N/A	705 Medium Gray	N/A	Exterior Grade Subsurface ADA Raised Graphic	Pictogram Size Appropriate for 6"H Section of Sign;Brick on Exterior
1	S5-1	STAIR 5	X09	01-X09-01	Exterior Grade VHB Tape Reinforced with Exterior Grade Silicone	STAIR 5	Center Justified	Helvetica Regular	774 Willow	All Upper Case	5/8" Height Exterior Grade Subsurface ADA Raised Copy with Braille	Brick Exterior
1	100	Office	N35	01-N35-01	Tamper Resistant Pin Reject Hexalobular Internal Drive System Torx Screw, Counter Sunk in Face of Sign. Sign must be Reinforced with Interior Grade Silicone	100	Left Justified	Helvetica Regular	774 Willow	All Upper Case	3/4" Height Subsurface ADA Raised Copy with Braille	CMU Block, Gypsum Laminated over CMU Block, or Gypsum over Metal Stud Wall Types
1	100	Office	N35	01-N35-01	Tamper Resistant Pin Reject Hexalobular Internal Drive System Torx Screw, Counter Sunk in Face of Sign. Sign must be Reinforced with Interior Grade Silicone	Office	Center Justified	Helvetica Regular	Black Laser Print Copy	Upper/Lower Case	5/8" Height Laser Print	CMU Block, Gypsum Laminated over CMU Block, or Gypsum over Metal Stud Wall Types
1	100	Office	N35	01-N35-01	Tamper Resistant Pin Reject Hexalobular Internal Drive System Torx Screw, Counter Sunk in Face of Sign. Sign must be Reinforced with Interior Grade Silicone	N/A	N/A	N/A	N/A	N/A	N/A	2" x 9" Blank Insert- Customer to Provide Printing; CMU Block, Gypsum Laminated over CMU Block, or Gypsum over Metal Stud Wall Types
1	100	Office	N35	01-N35-01	Tamper Resistant Pin Reject Hexalobular Internal Drive System Torx Screw, Counter Sunk in Face of Sign. Sign must be Reinforced with Interior Grade Silicone	N/A	N/A	N/A	N/A	N/A	N/A	2" x 9" Blank Insert- Customer to Provide Printing; CMU Block, Gypsum Laminated over CMU Block, or Gypsum over Metal Stud Wall Types
1	100	Office	N35	01-N35-01	Tamper Resistant Pin Reject Hexalobular Internal Drive System Torx Screw, Counter Sunk in Face of Sign. Sign must be Reinforced with Interior Grade Silicone	N/A	N/A	N/A	N/A	N/A	N/A	2" x 9" Blank Insert- Customer to Provide Printing; CMU Block, Gypsum Laminated over CMU Block, or Gypsum over Metal Stud Wall Types
1	199	Mail Room	N05A	01-N05A-16	Tamper Resistant Pin Reject Hexalobular Internal Drive System Torx Screw, Counter Sunk in Face of Sign. Sign must be Reinforced with Interior Grade Silicone	199	Left Justified	Helvetica Regular	774 Willow	All Upper Case	3/4" Height Subsurface ADA Raised Copy with Braille	CMU Block, Gypsum Laminated over CMU Block, or Gypsum over Metal Stud Wall Types

1	199	Mail Room	N05A	01-N05A-16	Tamper Resistant Pin Reject Hexalobular Internal Drive System Torx Screw, Counter Sunk in Face of Sign. Sign must be Reinforced with Interior Grade Silicone	Mail Room	Center Justified	Helvetica Regular	Black Laser Print Copy	Upper/Lower Case	5/8" Height Laser Print	CMU Block, Gypsum Laminated over CMU Block, or Gypsum over Metal Stud Wall Types
1	101	Office	N18	01-N18-01	Tamper Resistant Pin Reject Hexalobular Internal Drive System Torx Screw, Counter Sunk in Face of Sign. Sign must be Reinforced with Interior Grade Silicone	101	Left Justified	Helvetica Regular	774 Willow	All Upper Case	3/4" Height Subsurface ADA Raised Copy with Braille	CMU Block, Gypsum Laminated over CMU Block, or Gypsum over Metal Stud Wall Types
1	101	Office	N18	01-N18-01	Tamper Resistant Pin Reject Hexalobular Internal Drive System Torx Screw, Counter Sunk in Face of Sign. Sign must be Reinforced with Interior Grade Silicone	Office	Center Justified	Helvetica Regular	Black Laser Print Copy	Upper/Lower Case	5/8" Height Laser Print	CMU Block, Gypsum Laminated over CMU Block, or Gypsum over Metal Stud Wall Types
1	101	Office	N18	01-N18-01	Tamper Resistant Pin Reject Hexalobular Internal Drive System Torx Screw, Counter Sunk in Face of Sign. Sign must be Reinforced with Interior Grade Silicone	N/A	N/A	N/A	N/A	N/A	N/A	2" x 9" Blank Insert- Customer to Provide Printing; CMU Block, Gypsum Laminated over CMU Block, or Gypsum over Metal Stud Wall Types
1	101	Office	N18	01-N18-01	Tamper Resistant Pin Reject Hexalobular Internal Drive System Torx Screw, Counter Sunk in Face of Sign. Sign must be Reinforced with Interior Grade Silicone	N/A	N/A	N/A	N/A	N/A	N/A	2" x 9" Blank Insert- Customer to Provide Printing; CMU Block, Gypsum Laminated over CMU Block, or Gypsum over Metal Stud Wall Types
1	102	Office	N04A	01-N04A-01	Tamper Resistant Pin Reject Hexalobular Internal Drive System Torx Screw, Counter Sunk in Face of Sign. Sign must be Reinforced with Interior Grade Silicone	102	Left Justified	Helvetica Regular	774 Willow	All Upper Case	3/4" Height Subsurface ADA Raised Copy with Braille	CMU Block, Gypsum Laminated over CMU Block, or Gypsum over Metal Stud Wall Types
1	102	Office	N04A	01-N04A-01	Tamper Resistant Pin Reject Hexalobular Internal Drive System Torx Screw, Counter Sunk in Face of Sign. Sign must be Reinforced with Interior Grade Silicone	Office	Center Justified	Helvetica Regular	Black Laser Print Copy	Upper/Lower Case	5/8" Height Laser Print	CMU Block, Gypsum Laminated over CMU Block, or Gypsum over Metal Stud Wall Types
1	102	Office	N04A	01-N04A-01	Tamper Resistant Pin Reject Hexalobular Internal Drive System Torx Screw, Counter Sunk in Face of Sign. Sign must be Reinforced with Interior Grade Silicone	N/A	N/A	N/A	N/A	N/A	N/A	2" x 9" Blank Insert- Customer to Provide Printing; CMU Block, Gypsum Laminated over CMU Block, or Gypsum over Metal Stud Wall Types
1	103	Office	N04A	01-N04A-02	Tamper Resistant Pin Reject Hexalobular Internal Drive System Torx Screw, Counter Sunk in Face of Sign. Sign must be Reinforced with Interior Grade Silicone	103	Left Justified	Helvetica Regular	774 Willow	All Upper Case	3/4" Height Subsurface ADA Raised Copy with Braille	CMU Block, Gypsum Laminated over CMU Block, or Gypsum over Metal Stud Wall Types
1	103	Office	N04A	01-N04A-02	Tamper Resistant Pin Reject Hexalobular Internal Drive System Torx Screw, Counter Sunk in Face of Sign. Sign must be Reinforced with Interior Grade Silicone	Office	Center Justified	Helvetica Regular	Black Laser Print Copy	Upper/Lower Case	5/8" Height Laser Print	CMU Block, Gypsum Laminated over CMU Block, or Gypsum over Metal Stud Wall Types
1	103	Office	N04A	01-N04A-02	Tamper Resistant Pin Reject Hexalobular Internal Drive System Torx Screw, Counter Sunk in Face of Sign. Sign must be Reinforced with Interior Grade Silicone	N/A	N/A	N/A	N/A	N/A	N/A	2" x 9" Blank Insert- Customer to Provide Printing; CMU Block, Gypsum Laminated over CMU Block, or Gypsum over Metal Stud Wall Types
1	104	Office	N04A	01-N04A-03	Tamper Resistant Pin Reject Hexalobular Internal Drive System Torx Screw, Counter Sunk in Face of Sign. Sign must be Reinforced with Interior Grade Silicone	104	Left Justified	Helvetica Regular	774 Willow	All Upper Case	3/4" Height Subsurface ADA Raised Copy with Braille	CMU Block, Gypsum Laminated over CMU Block, or Gypsum over Metal Stud Wall Types
1	104	Office	N04A	01-N04A-03	Tamper Resistant Pin Reject Hexalobular Internal Drive System Torx Screw, Counter Sunk in Face of Sign. Sign must be Reinforced with Interior Grade Silicone	Office	Center Justified	Helvetica Regular	Black Laser Print Copy	Upper/Lower Case	5/8" Height Laser Print	CMU Block, Gypsum Laminated over CMU Block, or Gypsum over Metal Stud Wall Types

1	104	Office	N04A	01-N04A-03	Tamper Resistant Pin Reject Hexalobular Interl Drive System Torx Screw, Counter Sunk in Face of Sign. Sign must be Reinforced with Interior Grade Silicone	N/A	N/A	N/A	N/A	N/A	N/A	2" x 9" Blank Insert- Customer to Provide Printing; CMU Block, Gypsum Laminated over CMU Block, or Gypsum over Metal Stud Wall Types
1	105	Office	N04A	01-N04A-04	Tamper Resistant Pin Reject Hexalobular Interl Drive System Torx Screw, Counter Sunk in Face of Sign. Sign must be Reinforced with Interior Grade Silicone	105	Left Justified	Helvetica Regular	774 Willow	All Upper Case	3/4" Height Subsurface ADA Raised Copy with Braille	CMU Block, Gypsum Laminated over CMU Block, or Gypsum over Metal Stud Wall Types
1	105	Office	N04A	01-N04A-04	Tamper Resistant Pin Reject Hexalobular Interl Drive System Torx Screw, Counter Sunk in Face of Sign. Sign must be Reinforced with Interior Grade Silicone	Office	Center Justified	Helvetica Regular	Black Laser Print Copy	Upper/Lower Case	5/8" Height Laser Print	CMU Block, Gypsum Laminated over CMU Block, or Gypsum over Metal Stud Wall Types
1	105	Office	N04A	01-N04A-04	Tamper Resistant Pin Reject Hexalobular Interl Drive System Torx Screw, Counter Sunk in Face of Sign. Sign must be Reinforced with Interior Grade Silicone	N/A	N/A	N/A	N/A	N/A	N/A	2" x 9" Blank Insert- Customer to Provide Printing; CMU Block, Gypsum Laminated over CMU Block, or Gypsum over Metal Stud Wall Types
1	106	Office	N04A	01-N04A-05	Tamper Resistant Pin Reject Hexalobular Interl Drive System Torx Screw, Counter Sunk in Face of Sign. Sign must be Reinforced with Interior Grade Silicone	106	Left Justified	Helvetica Regular	774 Willow	All Upper Case	3/4" Height Subsurface ADA Raised Copy with Braille	CMU Block, Gypsum Laminated over CMU Block, or Gypsum over Metal Stud Wall Types
1	106	Office	N04A	01-N04A-05	Tamper Resistant Pin Reject Hexalobular Interl Drive System Torx Screw, Counter Sunk in Face of Sign. Sign must be Reinforced with Interior Grade Silicone	Office	Center Justified	Helvetica Regular	Black Laser Print Copy	Upper/Lower Case	5/8" Height Laser Print	CMU Block, Gypsum Laminated over CMU Block, or Gypsum over Metal Stud Wall Types
1	106	Office	N04A	01-N04A-05	Tamper Resistant Pin Reject Hexalobular Interl Drive System Torx Screw, Counter Sunk in Face of Sign. Sign must be Reinforced with Interior Grade Silicone	N/A	N/A	N/A	N/A	N/A	N/A	2" x 9" Blank Insert- Customer to Provide Printing; CMU Block, Gypsum Laminated over CMU Block, or Gypsum over Metal Stud Wall Types
1	107	Office	N35	01-N35-02	Tamper Resistant Pin Reject Hexalobular Interl Drive System Torx Screw, Counter Sunk in Face of Sign. Sign must be Reinforced with Interior Grade Silicone	107	Left Justified	Helvetica Regular	774 Willow	All Upper Case	3/4" Height Subsurface ADA Raised Copy with Braille	CMU Block, Gypsum Laminated over CMU Block, or Gypsum over Metal Stud Wall Types
1	107	Office	N35	01-N35-02	Tamper Resistant Pin Reject Hexalobular Interl Drive System Torx Screw, Counter Sunk in Face of Sign. Sign must be Reinforced with Interior Grade Silicone	Office	Center Justified	Helvetica Regular	Black Laser Print Copy	Upper/Lower Case	5/8" Height Laser Print	CMU Block, Gypsum Laminated over CMU Block, or Gypsum over Metal Stud Wall Types
1	107	Office	N35	01-N35-02	Tamper Resistant Pin Reject Hexalobular Interl Drive System Torx Screw, Counter Sunk in Face of Sign. Sign must be Reinforced with Interior Grade Silicone	N/A	N/A	N/A	N/A	N/A	N/A	2" x 9" Blank Insert- Customer to Provide Printing; CMU Block, Gypsum Laminated over CMU Block, or Gypsum over Metal Stud Wall Types
1	107	Office	N35	01-N35-02	Tamper Resistant Pin Reject Hexalobular Interl Drive System Torx Screw, Counter Sunk in Face of Sign. Sign must be Reinforced with Interior Grade Silicone	N/A	N/A	N/A	N/A	N/A	N/A	2" x 9" Blank Insert- Customer to Provide Printing; CMU Block, Gypsum Laminated over CMU Block, or Gypsum over Metal Stud Wall Types
1	107	Office	N35	01-N35-02	Tamper Resistant Pin Reject Hexalobular Interl Drive System Torx Screw, Counter Sunk in Face of Sign. Sign must be Reinforced with Interior Grade Silicone	N/A	N/A	N/A	N/A	N/A	N/A	2" x 9" Blank Insert- Customer to Provide Printing; CMU Block, Gypsum Laminated over CMU Block, or Gypsum over Metal Stud Wall Types

1	108	Office	N04A	01-N04A-06	Tamper Resistant Pin Reject Hexalobular Internal Drive System Torx Screw, Counter Sunk in Face of Sign. Sign must be Reinforced with Interior Grade Silicone	108	Left Justified	Helvetica Regular	774 Willow	All Upper Case	3/4" Height Subsurface ADA Raised Copy with Braille	CMU Block, Gypsum Laminated over CMU Block, or Gypsum over Metal Stud Wall Types
1	108	Office	N04A	01-N04A-06	Tamper Resistant Pin Reject Hexalobular Internal Drive System Torx Screw, Counter Sunk in Face of Sign. Sign must be Reinforced with Interior Grade Silicone	Office	Center Justified	Helvetica Regular	Black Laser Print Copy	Upper/Lower Case	5/8" Height Laser Print	CMU Block, Gypsum Laminated over CMU Block, or Gypsum over Metal Stud Wall Types
1	108	Office	N04A	01-N04A-06	Tamper Resistant Pin Reject Hexalobular Internal Drive System Torx Screw, Counter Sunk in Face of Sign. Sign must be Reinforced with Interior Grade Silicone	N/A	N/A	N/A	N/A	N/A	N/A	2" x 9" Blank Insert- Customer to Provide Printing; CMU Block, Gypsum Laminated over CMU Block, or Gypsum over Metal Stud Wall Types
1	109	Property Search Room	N05A	01-N05A-01	Tamper Resistant Pin Reject Hexalobular Internal Drive System Torx Screw, Counter Sunk in Face of Sign. Sign must be Reinforced with Interior Grade Silicone	109	Left Justified	Helvetica Regular	774 Willow	All Upper Case	3/4" Height Subsurface ADA Raised Copy with Braille	CMU Block, Gypsum Laminated over CMU Block, or Gypsum over Metal Stud Wall Types
1	109	Property Search Room	N05A	01-N05A-01	Tamper Resistant Pin Reject Hexalobular Internal Drive System Torx Screw, Counter Sunk in Face of Sign. Sign must be Reinforced with Interior Grade Silicone	Property Search Room	Center Justified	Helvetica Regular	Black Laser Print Copy	Upper/Lower Case	5/8" Height Laser Print	CMU Block, Gypsum Laminated over CMU Block, or Gypsum over Metal Stud Wall Types
1	109A	RESTROOM/SHOWER	N32A	02-N32A-01	Tamper Resistant Pin Reject Hexalobular Internal Drive System Torx Screw, Counter Sunk in Face of Sign. Sign must be Reinforced with Interior Grade Silicone	109A	Left Justified	Helvetica Regular	774 Willow	All Upper Case	3/4" Height Subsurface ADA Raised Copy with Braille	CMU Block, Gypsum Laminated over CMU Block, or Gypsum over Metal Stud Wall Types
1	109A	RESTROOM/SHOWER	N32A	02-N32A-01	Tamper Resistant Pin Reject Hexalobular Internal Drive System Torx Screw, Counter Sunk in Face of Sign. Sign must be Reinforced with Interior Grade Silicone	Shower & Accessible Pictogram	Center Justified	N/A	705 Medium Gray	N/A	Subsurface ADA Raised Graphic	Pictogram Size Appropriate for 6"H Section of Sign; CMU Block, Gypsum Laminated over CMU Block, or Gypsum over Metal Stud Wall Types
1	109A	RESTROOM/SHOWER	N32A	02-N32A-01	Tamper Resistant Pin Reject Hexalobular Internal Drive System Torx Screw, Counter Sunk in Face of Sign. Sign must be Reinforced with Interior Grade Silicone	RESTROOM/SHOWER	Center Justified	Helvetica Regular	774 Willow	All Upper Case	5/8" Height Subsurface ADA Raised Copy with Braille	CMU Block, Gypsum Laminated over CMU Block, or Gypsum over Metal Stud Wall Types
1	109B	LAUNDRY ROOM	N02A	01-N02A-01	Tamper Resistant Pin Reject Hexalobular Internal Drive System Torx Screw, Counter Sunk in Face of Sign. Sign must be Reinforced with Interior Grade Silicone	109B	Left Justified	Helvetica Regular	774 Willow	All Upper Case	3/4" Height Subsurface ADA Raised Copy with Braille	CMU Block, Gypsum Laminated over CMU Block, or Gypsum over Metal Stud Wall Types
1	109B	LAUNDRY ROOM	N02A	01-N02A-01	Tamper Resistant Pin Reject Hexalobular Internal Drive System Torx Screw, Counter Sunk in Face of Sign. Sign must be Reinforced with Interior Grade Silicone	LAUNDRY ROOM	Center Justified	Helvetica Regular	705 Medium Gray	All Upper Case	5/8" Height Subsurface ADA Raised Copy with Braille	CMU Block, Gypsum Laminated over CMU Block, or Gypsum over Metal Stud Wall Types
1	110	Exam Room	N06A	01-N06A-01	Tamper Resistant Pin Reject Hexalobular Internal Drive System Torx Screw, Counter Sunk in Face of Sign. Sign must be Reinforced with Interior Grade Silicone	106	Left Justified	Helvetica Regular	774 Willow	All Upper Case	3/4" Height Subsurface ADA Raised Copy with Braille	CMU Block, Gypsum Laminated over CMU Block, or Gypsum over Metal Stud Wall Types
1	110	Exam Room	N06A	01-N06A-01	Tamper Resistant Pin Reject Hexalobular Internal Drive System Torx Screw, Counter Sunk in Face of Sign. Sign must be Reinforced with Interior Grade Silicone	Exam Room	Center Justified	Helvetica Regular	Black Laser Print Copy	Upper/Lower Case	5/8" Height Laser Print	CMU Block, Gypsum Laminated over CMU Block, or Gypsum over Metal Stud Wall Types
1	110	Exam Room	N06A	01-N06A-01	Tamper Resistant Pin Reject Hexalobular Internal Drive System Torx Screw, Counter Sunk in Face of Sign. Sign must be Reinforced with Interior Grade Silicone	Available/In Use Slider	Center each Side	Helvetica Regular	Black Copy on Red/Green	Upper/Lower Case	1/2" Height Subsurface Direct Print	Left side of slider background is green, right side is red; CMU Block, Gypsum Laminated over CMU Block, or Gypsum over Metal Stud Wall Types



1	111	ELECTRIC ROOM	N02A	01-N02A-02	Tamper Resistant Pin Reject Hexalobular Internal Drive System Torx Screw, Counter Sunk in Face of Sign. Sign must be Reinforced with Interior Grade Silicone	111	Left Justified	Helvetica Regular	774 Willow	All Upper Case	3/4" Height Subsurface ADA Raised Copy with Braille	CMU Block, Gypsum Laminated over CMU Block, or Gypsum over Metal Stud Wall Types
1	111	ELECTRIC ROOM	N02A	01-N02A-02	Tamper Resistant Pin Reject Hexalobular Internal Drive System Torx Screw, Counter Sunk in Face of Sign. Sign must be Reinforced with Interior Grade Silicone	ELECTRIC ROOM	Center Justified	Helvetica Regular	705 Medium Gray	All Upper Case	5/8" Height Subsurface ADA Raised Copy with Braille	CMU Block, Gypsum Laminated over CMU Block, or Gypsum over Metal Stud Wall Types
1	197	Corridor	N12A	01-N12A-01	Tamper Resistant Pin Reject Hexalobular Internal Drive System Torx Screw, Counter Sunk in Face of Sign. Sign must be Reinforced with Interior Grade Silicone	FLOOR 1	Left Justified	Helvetica Regular	774 Willow	All Upper Case	1 1/2" Height Subsurface Direct Print	CMU Block, Gypsum Laminated over CMU Block, or Gypsum over Metal Stud Wall Types
1	197	Corridor	N12A	01-N12A-01	Tamper Resistant Pin Reject Hexalobular Internal Drive System Torx Screw, Counter Sunk in Face of Sign. Sign must be Reinforced with Interior Grade Silicone	← Offices 100-108	Left Justified	Helvetica Regular	Black Laser Print Copy	Upper/Lower Case	5/8" Height Laser Print	CMU Block, Gypsum Laminated over CMU Block, or Gypsum over Metal Stud Wall Types
1	197	Corridor	N12A	01-N12A-01	Tamper Resistant Pin Reject Hexalobular Internal Drive System Torx Screw, Counter Sunk in Face of Sign. Sign must be Reinforced with Interior Grade Silicone	← Exam Room 110	Left Justified	Helvetica Regular	Black Laser Print Copy	Upper/Lower Case	5/8" Height Laser Print	CMU Block, Gypsum Laminated over CMU Block, or Gypsum over Metal Stud Wall Types
1	197	Corridor	N12A	01-N12A-01	Tamper Resistant Pin Reject Hexalobular Internal Drive System Torx Screw, Counter Sunk in Face of Sign. Sign must be Reinforced with Interior Grade Silicone	→ Consult Rooms 118, 119	Left Justified	Helvetica Regular	Black Laser Print Copy	Upper/Lower Case	5/8" Height Laser Print	CMU Block, Gypsum Laminated over CMU Block, or Gypsum over Metal Stud Wall Types
1	197	Corridor	N12A	01-N12A-01	Tamper Resistant Pin Reject Hexalobular Internal Drive System Torx Screw, Counter Sunk in Face of Sign. Sign must be Reinforced with Interior Grade Silicone	→ Offices 120-140	Left Justified	Helvetica Regular	Black Laser Print Copy	Upper/Lower Case	5/8" Height Laser Print	CMU Block, Gypsum Laminated over CMU Block, or Gypsum over Metal Stud Wall Types
1	197	Corridor	N12A	01-N12A-01	Tamper Resistant Pin Reject Hexalobular Internal Drive System Torx Screw, Counter Sunk in Face of Sign. Sign must be Reinforced with Interior Grade Silicone	→ Activity Rooms	Left Justified	Helvetica Regular	Black Laser Print Copy	Upper/Lower Case	5/8" Height Laser Print	CMU Block, Gypsum Laminated over CMU Block, or Gypsum over Metal Stud Wall Types
1	197	Corridor	N12A	01-N12A-01	Tamper Resistant Pin Reject Hexalobular Internal Drive System Torx Screw, Counter Sunk in Face of Sign. Sign must be Reinforced with Interior Grade Silicone	→ Dining Facilities	Left Justified	Helvetica Regular	Black Laser Print Copy	Upper/Lower Case	5/8" Height Laser Print	CMU Block, Gypsum Laminated over CMU Block, or Gypsum over Metal Stud Wall Types
1	197	Corridor	N07	01-N07-03	Tamper Resistant Pin Reject Hexalobular Internal Drive System Torx Screw, Counter Sunk in Face of Sign. Sign must be Reinforced with Interior Grade Silicone	EVACUATION PLAN	Left Justified	Helvetica Regular	774 Willow	All Upper Case	3/4" Height Subsurface Direct Print	CMU Block, Gypsum Laminated over CMU Block, or Gypsum over Metal Stud Wall Types
1	197	Corridor	N07	01-N07-03	Tamper Resistant Pin Reject Hexalobular Internal Drive System Torx Screw, Counter Sunk in Face of Sign. Sign must be Reinforced with Interior Grade Silicone	N/A	N/A	N/A	N/A	N/A	N/A	8 1/2" X 11" Laser Printed Evacuation Map- Customer to Provide Printing; CMU Block, Gypsum Laminated over CMU Block, or Gypsum over Metal Stud Wall Types
1	112	RESTROOM	N03A	01-N03A-01	Tamper Resistant Pin Reject Hexalobular Internal Drive System Torx Screw, Counter Sunk in Face of Sign. Sign must be Reinforced with Interior Grade Silicone	112	Left Justified	Helvetica Regular	774 Willow	All Upper Case	3/4" Height Subsurface ADA Raised Copy with Braille	CMU Block, Gypsum Laminated over CMU Block, or Gypsum over Metal Stud Wall Types
1	112	RESTROOM	N03A	01-N03A-01	Tamper Resistant Pin Reject Hexalobular Internal Drive System Torx Screw, Counter Sunk in Face of Sign. Sign must be Reinforced with Interior Grade Silicone	Unisex & Accessible Pictograms	Center Justified	N/A	705 Medium Gray	N/A	Subsurface ADA Raised Graphic	Pictogram Size Appropriate for 6"H Section of Sign; CMU Block, Gypsum Laminated over CMU Block, or Gypsum over Metal Stud Wall Types

1	112	RESTROOM	N03A	01-N03A-01	Tamper Resistant Pin Reject Hexalobular Internal Drive System Torx Screw, Counter Sunk in Face of Sign. Sign must be Reinforced with Interior Grade Silicone	RESTROOM	Center Justified	Helvetica Regular	774 Willow	All Upper Case	5/8" Height Subsurface ADA Raised Copy with Braille	CMU Block, Gypsum Laminated over CMU Block, or Gypsum over Metal Stud Wall Types
1	113	File Room	N05A	01-N05A-02	Tamper Resistant Pin Reject Hexalobular Internal Drive System Torx Screw, Counter Sunk in Face of Sign. Sign must be Reinforced with Interior Grade Silicone	113	Left Justified	Helvetica Regular	774 Willow	All Upper Case	3/4" Height Subsurface ADA Raised Copy with Braille	CMU Block, Gypsum Laminated over CMU Block, or Gypsum over Metal Stud Wall Types
1	113	File Room	N05A	01-N05A-02	Tamper Resistant Pin Reject Hexalobular Internal Drive System Torx Screw, Counter Sunk in Face of Sign. Sign must be Reinforced with Interior Grade Silicone	File Room	Center Justified	Helvetica Regular	Black Laser Print Copy	Upper/Lower Case	5/8" Height Laser Print	CMU Block, Gypsum Laminated over CMU Block, or Gypsum over Metal Stud Wall Types
1	114	Consult Room	N05A	01-N05A-03	Tamper Resistant Pin Reject Hexalobular Internal Drive System Torx Screw, Counter Sunk in Face of Sign. Sign must be Reinforced with Interior Grade Silicone	114	Left Justified	Helvetica Regular	774 Willow	All Upper Case	3/4" Height Subsurface ADA Raised Copy with Braille	CMU Block, Gypsum Laminated over CMU Block, or Gypsum over Metal Stud Wall Types
1	114	Consult Room	N05A	01-N05A-03	Tamper Resistant Pin Reject Hexalobular Internal Drive System Torx Screw, Counter Sunk in Face of Sign. Sign must be Reinforced with Interior Grade Silicone	Consult Room	Center Justified	Helvetica Regular	Black Laser Print Copy	Upper/Lower Case	5/8" Height Laser Print	CMU Block, Gypsum Laminated over CMU Block, or Gypsum over Metal Stud Wall Types
1	115	Coat Room	N05A	01-N05A-04	Tamper Resistant Pin Reject Hexalobular Internal Drive System Torx Screw, Counter Sunk in Face of Sign. Sign must be Reinforced with Interior Grade Silicone	115	Left Justified	Helvetica Regular	774 Willow	All Upper Case	3/4" Height Subsurface ADA Raised Copy with Braille	CMU Block, Gypsum Laminated over CMU Block, or Gypsum over Metal Stud Wall Types
1	115	Coat Room	N05A	01-N05A-04	Tamper Resistant Pin Reject Hexalobular Internal Drive System Torx Screw, Counter Sunk in Face of Sign. Sign must be Reinforced with Interior Grade Silicone	Coat Room	Center Justified	Helvetica Regular	Black Laser Print Copy	Upper/Lower Case	5/8" Height Laser Print	CMU Block, Gypsum Laminated over CMU Block, or Gypsum over Metal Stud Wall Types
1	116	Multi-Purpose Room	N05A	01-N05A-05	Interior Grade VHB Tape Reinforced with Silicone for Mounting on Glass. Sign should be produced with screw holes in the event it needs to be relocated. Glass Backer Needed.	116	Left Justified	Helvetica Regular	774 Willow	All Upper Case	3/4" Height Subsurface ADA Raised Copy with Braille	Mounting on Glass; Backer Needed.
1	116	Multi-Purpose Room	N05A	01-N05A-05	Interior Grade VHB Tape Reinforced with Silicone for Mounting on Glass. Sign should be produced with screw holes in the event it needs to be relocated. Glass Backer Needed.	Multi-Purpose Room	Center Justified	Helvetica Regular	Black Laser Print Copy	Upper/Lower Case	5/8" Height Laser Print	Mounting on Glass; Backer Needed.
1	195	Lobby	N07	01-N07-12	Tamper Resistant Pin Reject Hexalobular Internal Drive System Torx Screw, Counter Sunk in Face of Sign. Sign must be Reinforced with Interior Grade Silicone	EVACUATION PLAN	Left Justified	Helvetica Regular	774 Willow	All Upper Case	3/4" Height Subsurface Direct Print	CMU Block, Gypsum Laminated over CMU Block, or Gypsum over Metal Stud Wall Types
1	196	Lobby	N07	01-N07-12	Tamper Resistant Pin Reject Hexalobular Internal Drive System Torx Screw, Counter Sunk in Face of Sign. Sign must be Reinforced with Interior Grade Silicone	N/A	N/A	N/A	N/A	N/A	N/A	8 1/2" X 11" Laser Printed Evacuation Map- Customer to Provide Printing; CMU Block, Gypsum Laminated over CMU Block, or Gypsum over Metal Stud Wall Types
1	195A	Entry Vestibule	N17A	01-N17A-01	Exterior Grade VHB Tape Reinforced with Silicone for Mounting on Tile. Sign should be produced with screw holes in the event it needs to be relocated.	VISITOR INFORMATION	Left Justified	Helvetica Regular	TBD	All Upper Case	3/4" Height Subsurface Direct Print	Mounting on Tile

1	195A	Entry Vestibule	N17A	01-N17A-01	Exterior Grade VHB Tape Reinforced with Silicone for Mounting on Tile. Sign should be produced with screw holes in the event it needs to be relocated.	N/A	N/A	N/A	N/A	N/A	N/A	8 1/2" X 11" Vertical Printed Insert- Customer to Provide Printing; Mounting on Tile
1	196	Lobby	N12A	01-N12A-02	Tamper Resistant Pin Reject Hexalobular Interl Drive System Torx Screw, Counter Sunk in Face of Sign. Sign must be Reinforced with Interior Grade Silicone	FLOOR 1	Left Justified	Helvetica Regular	774 Willow	All Upper Case	1 1/2" Height Subsurface Direct Print	CMU Block, Gypsum Laminated over CMU Block, or Gypsum over Metal Stud Wall Types
1	196	Lobby	N12A	01-N12A-02	Tamper Resistant Pin Reject Hexalobular Interl Drive System Torx Screw, Counter Sunk in Face of Sign. Sign must be Reinforced with Interior Grade Silicone	↑ Kitchen Facilities	Left Justified	Helvetica Regular	Black Laser Print Copy	Upper/Lower Case	5/8" Height Laser Print	CMU Block, Gypsum Laminated over CMU Block, or Gypsum over Metal Stud Wall Types
1	196	Lobby	N12A	01-N12A-02	Tamper Resistant Pin Reject Hexalobular Interl Drive System Torx Screw, Counter Sunk in Face of Sign. Sign must be Reinforced with Interior Grade Silicone	↑ Activity Rooms	Left Justified	Helvetica Regular	Black Laser Print Copy	Upper/Lower Case	5/8" Height Laser Print	CMU Block, Gypsum Laminated over CMU Block, or Gypsum over Metal Stud Wall Types
1	196	Lobby	N12A	01-N12A-02	Tamper Resistant Pin Reject Hexalobular Interl Drive System Torx Screw, Counter Sunk in Face of Sign. Sign must be Reinforced with Interior Grade Silicone	← Consult Room 114	Left Justified	Helvetica Regular	Black Laser Print Copy	Upper/Lower Case	5/8" Height Laser Print	CMU Block, Gypsum Laminated over CMU Block, or Gypsum over Metal Stud Wall Types
1	196	Lobby	N12A	01-N12A-02	Tamper Resistant Pin Reject Hexalobular Interl Drive System Torx Screw, Counter Sunk in Face of Sign. Sign must be Reinforced with Interior Grade Silicone	← Offices 100-108	Left Justified	Helvetica Regular	Black Laser Print Copy	Upper/Lower Case	5/8" Height Laser Print	CMU Block, Gypsum Laminated over CMU Block, or Gypsum over Metal Stud Wall Types
1	196	Lobby	N12A	01-N12A-02	Tamper Resistant Pin Reject Hexalobular Interl Drive System Torx Screw, Counter Sunk in Face of Sign. Sign must be Reinforced with Interior Grade Silicone	→ Consult Rooms 118, 119	Left Justified	Helvetica Regular	Black Laser Print Copy	Upper/Lower Case	5/8" Height Laser Print	CMU Block, Gypsum Laminated over CMU Block, or Gypsum over Metal Stud Wall Types
1	196	Lobby	N12A	01-N12A-02	Tamper Resistant Pin Reject Hexalobular Interl Drive System Torx Screw, Counter Sunk in Face of Sign. Sign must be Reinforced with Interior Grade Silicone	→ Offices 120-140	Left Justified	Helvetica Regular	Black Laser Print Copy	Upper/Lower Case	5/8" Height Laser Print	CMU Block, Gypsum Laminated over CMU Block, or Gypsum over Metal Stud Wall Types
1	196	Lobby	N08	01-N08-01	Tamper Resistant Pin Reject Hexalobular Interl Drive System Torx Screw, Counter Sunk in Face of Sign. Sign must be Reinforced with Interior Grade Silicone	In Case of Fire Pictogram	Center Justified	N/A	705 Medium Gray	N/A	Subsurface ADA Raised Graphic	Pictogram Size Appropriate for 6"H Section of Sign; CMU Block, Gypsum Laminated over CMU Block, or Gypsum over Metal Stud Wall Types
1	196	Lobby	N08	01-N08-01	Tamper Resistant Pin Reject Hexalobular Interl Drive System Torx Screw, Counter Sunk in Face of Sign. Sign must be Reinforced with Interior Grade Silicone	IN FIRE EMERGENCY, DO NOT USE ELEVATOR. USE EXIT STAIRS.	Center Justified	Helvetica Regular	774 Willow	All Upper Case	5/8" Height Subsurface ADA Raised Copy with Braille	CMU Block, Gypsum Laminated over CMU Block, or Gypsum over Metal Stud Wall Types
1	196	Lobby	N07	01-N07-04	Tamper Resistant Pin Reject Hexalobular Interl Drive System Torx Screw, Counter Sunk in Face of Sign. Sign must be Reinforced with Interior Grade Silicone	EVACUATION PLAN	Left Justified	Helvetica Regular	774 Willow	All Upper Case	3/4" Height Subsurface Direct Print	CMU Block, Gypsum Laminated over CMU Block, or Gypsum over Metal Stud Wall Types
1	196	Lobby	N07	01-N07-04	Tamper Resistant Pin Reject Hexalobular Interl Drive System Torx Screw, Counter Sunk in Face of Sign. Sign must be Reinforced with Interior Grade Silicone	N/A	N/A	N/A	N/A	N/A	N/A	8 1/2" X 11" Laser Printed Evacuation Map- Customer to Provide Printing; CMU Block, Gypsum Laminated over CMU Block, or Gypsum over Metal Stud Wall Types
1	196	Lobby	X02	01-X02-02	Exterior Grade VHB Tape Reinforced with Exterior Grade Silicone	Building 8	Center Justified	Helvetica Regular	705 Medium Gray	Upper/Lower Case	5/8" Height Exterior Grade Subsurface Copy	Brick Exterior

1	117	RECEPTION	N02A	01-N02A-03	Tamper Resistant Pin Reject Hexalobular Internal Drive System Torx Screw, Counter Sunk in Face of Sign. Sign must be Reinforced with Interior Grade Silicone	117	Left Justified	Helvetica Regular	774 Willow	All Upper Case	3/4" Height Subsurface ADA Raised Copy with Braille	CMU Block, Gypsum Laminated over CMU Block, or Gypsum over Metal Stud Wall Types
1	117	RECEPTION	N02A	01-N02A-03	Tamper Resistant Pin Reject Hexalobular Internal Drive System Torx Screw, Counter Sunk in Face of Sign. Sign must be Reinforced with Interior Grade Silicone	RECEPTION	Center Justified	Helvetica Regular	705 Medium Gray	All Upper Case	5/8" Height Subsurface ADA Raised Copy with Braille	CMU Block, Gypsum Laminated over CMU Block, or Gypsum over Metal Stud Wall Types
1	118	Consult Room	N05A	01-N05A-06	Tamper Resistant Pin Reject Hexalobular Internal Drive System Torx Screw, Counter Sunk in Face of Sign. Sign must be Reinforced with Interior Grade Silicone	118	Left Justified	Helvetica Regular	774 Willow	All Upper Case	3/4" Height Subsurface ADA Raised Copy with Braille	CMU Block, Gypsum Laminated over CMU Block, or Gypsum over Metal Stud Wall Types
1	118	Consult Room	N05A	01-N05A-06	Tamper Resistant Pin Reject Hexalobular Internal Drive System Torx Screw, Counter Sunk in Face of Sign. Sign must be Reinforced with Interior Grade Silicone	Consult Room	Center Justified	Helvetica Regular	Black Laser Print Copy	Upper/Lower Case	5/8" Height Laser Print	CMU Block, Gypsum Laminated over CMU Block, or Gypsum over Metal Stud Wall Types
1	119	Consult Room	N05A	01-N05A-07	Tamper Resistant Pin Reject Hexalobular Internal Drive System Torx Screw, Counter Sunk in Face of Sign. Sign must be Reinforced with Interior Grade Silicone	119	Left Justified	Helvetica Regular	774 Willow	All Upper Case	3/4" Height Subsurface ADA Raised Copy with Braille	CMU Block, Gypsum Laminated over CMU Block, or Gypsum over Metal Stud Wall Types
1	119	Consult Room	N05A	01-N05A-07	Tamper Resistant Pin Reject Hexalobular Internal Drive System Torx Screw, Counter Sunk in Face of Sign. Sign must be Reinforced with Interior Grade Silicone	Consult Room	Center Justified	Helvetica Regular	Black Laser Print Copy	Upper/Lower Case	5/8" Height Laser Print	CMU Block, Gypsum Laminated over CMU Block, or Gypsum over Metal Stud Wall Types
1	120	Office	N04A	01-N04A-07	Tamper Resistant Pin Reject Hexalobular Internal Drive System Torx Screw, Counter Sunk in Face of Sign. Sign must be Reinforced with Interior Grade Silicone	120	Left Justified	Helvetica Regular	774 Willow	All Upper Case	3/4" Height Subsurface ADA Raised Copy with Braille	CMU Block, Gypsum Laminated over CMU Block, or Gypsum over Metal Stud Wall Types
1	120	Office	N04A	01-N04A-07	Tamper Resistant Pin Reject Hexalobular Internal Drive System Torx Screw, Counter Sunk in Face of Sign. Sign must be Reinforced with Interior Grade Silicone	Office	Center Justified	Helvetica Regular	Black Laser Print Copy	Upper/Lower Case	5/8" Height Laser Print	CMU Block, Gypsum Laminated over CMU Block, or Gypsum over Metal Stud Wall Types
1	120	Office	N04A	01-N04A-07	Tamper Resistant Pin Reject Hexalobular Internal Drive System Torx Screw, Counter Sunk in Face of Sign. Sign must be Reinforced with Interior Grade Silicone	N/A	N/A	N/A	N/A	N/A	N/A	2" x 9" Blank Insert- Customer to Provide Printing; CMU Block, Gypsum Laminated over CMU Block, or Gypsum over Metal Stud Wall Types
1	121	Staff Lounge	N05A	01-N05A-08	Tamper Resistant Pin Reject Hexalobular Internal Drive System Torx Screw, Counter Sunk in Face of Sign. Sign must be Reinforced with Interior Grade Silicone	121	Left Justified	Helvetica Regular	774 Willow	All Upper Case	3/4" Height Subsurface ADA Raised Copy with Braille	CMU Block, Gypsum Laminated over CMU Block, or Gypsum over Metal Stud Wall Types
1	121	Staff Lounge	N05A	01-N05A-08	Tamper Resistant Pin Reject Hexalobular Internal Drive System Torx Screw, Counter Sunk in Face of Sign. Sign must be Reinforced with Interior Grade Silicone	Staff Lounge	Center Justified	Helvetica Regular	Black Laser Print Copy	Upper/Lower Case	5/8" Height Laser Print	CMU Block, Gypsum Laminated over CMU Block, or Gypsum over Metal Stud Wall Types
1	194	Sally Port	X02	01-X02-03	Exterior Grade VHB Tape Reinforced with Exterior Grade Silicone for Mounting on Glass. Glass Backer Needed.	Employee Entrance	Center Justified	Helvetica Regular	705 Medium Gray	Upper/Lower Case	5/8" Height Exterior Grade Subsurface Copy	Mounting on Glass; Backer Needed.
1	194	Sally Port	N07	01-N07-05	Tamper Resistant Pin Reject Hexalobular Internal Drive System Torx Screw, Counter Sunk in Face of Sign. Sign must be Reinforced with Interior Grade Silicone	EVACUATION PLAN	Left Justified	Helvetica Regular	774 Willow	All Upper Case	3/4" Height Subsurface Direct Print	CMU Block, Gypsum Laminated over CMU Block, or Gypsum over Metal Stud Wall Types

1	194	Sally Port	N07	01-N07-05	Tamper Resistant Pin Reject Hexalobular Interl Drive System Torx Screw, Counter Sunk in Face of Sign. Sign must be Reinforced with Interior Grade Silicone	N/A	N/A	N/A	N/A	N/A	N/A	8 1/2" X 11" Laser Printed Evacuation Map- Customer to Provide Printing; CMU Block, Gypsum Laminated over CMU Block, or Gypsum over Metal Stud Wall Types
1	122	Office	N18	01-N18-02	Tamper Resistant Pin Reject Hexalobular Interl Drive System Torx Screw, Counter Sunk in Face of Sign. Sign must be Reinforced with Interior Grade Silicone	122	Left Justified	Helvetica Regular	774 Willow	All Upper Case	3/4" Height Subsurface ADA Raised Copy with Braille	CMU Block, Gypsum Laminated over CMU Block, or Gypsum over Metal Stud Wall Types
1	122	Office	N18	01-N18-02	Tamper Resistant Pin Reject Hexalobular Interl Drive System Torx Screw, Counter Sunk in Face of Sign. Sign must be Reinforced with Interior Grade Silicone	Office	Center Justified	Helvetica Regular	Black Laser Print Copy	Upper/Lower Case	5/8" Height Laser Print	CMU Block, Gypsum Laminated over CMU Block, or Gypsum over Metal Stud Wall Types
1	122	Office	N18	01-N18-02	Tamper Resistant Pin Reject Hexalobular Interl Drive System Torx Screw, Counter Sunk in Face of Sign. Sign must be Reinforced with Interior Grade Silicone	N/A	N/A	N/A	N/A	N/A	N/A	2" x 9" Blank Insert- Customer to Provide Printing; CMU Block, Gypsum Laminated over CMU Block, or Gypsum over Metal Stud Wall Types
1	122	Office	N18	01-N18-02	Tamper Resistant Pin Reject Hexalobular Interl Drive System Torx Screw, Counter Sunk in Face of Sign. Sign must be Reinforced with Interior Grade Silicone	N/A	N/A	N/A	N/A	N/A	N/A	2" x 9" Blank Insert- Customer to Provide Printing; CMU Block, Gypsum Laminated over CMU Block, or Gypsum over Metal Stud Wall Types
1	123	DATA ROOM	N02A	01-N02A-04	Tamper Resistant Pin Reject Hexalobular Interl Drive System Torx Screw, Counter Sunk in Face of Sign. Sign must be Reinforced with Interior Grade Silicone	123	Left Justified	Helvetica Regular	774 Willow	All Upper Case	3/4" Height Subsurface ADA Raised Copy with Braille	CMU Block, Gypsum Laminated over CMU Block, or Gypsum over Metal Stud Wall Types
1	123	DATA ROOM	N02A	01-N02A-04	Tamper Resistant Pin Reject Hexalobular Interl Drive System Torx Screw, Counter Sunk in Face of Sign. Sign must be Reinforced with Interior Grade Silicone	DATA ROOM	Center Justified	Helvetica Regular	705 Medium Gray	All Upper Case	5/8" Height Subsurface ADA Raised Copy with Braille	CMU Block, Gypsum Laminated over CMU Block, or Gypsum over Metal Stud Wall Types
1	124	Office	N18	01-N18-03	Tamper Resistant Pin Reject Hexalobular Interl Drive System Torx Screw, Counter Sunk in Face of Sign. Sign must be Reinforced with Interior Grade Silicone	124	Left Justified	Helvetica Regular	774 Willow	All Upper Case	3/4" Height Subsurface ADA Raised Copy with Braille	CMU Block, Gypsum Laminated over CMU Block, or Gypsum over Metal Stud Wall Types
1	124	Office	N18	01-N18-03	Tamper Resistant Pin Reject Hexalobular Interl Drive System Torx Screw, Counter Sunk in Face of Sign. Sign must be Reinforced with Interior Grade Silicone	Office	Center Justified	Helvetica Regular	Black Laser Print Copy	Upper/Lower Case	5/8" Height Laser Print	CMU Block, Gypsum Laminated over CMU Block, or Gypsum over Metal Stud Wall Types
1	124	Office	N18	01-N18-03	Tamper Resistant Pin Reject Hexalobular Interl Drive System Torx Screw, Counter Sunk in Face of Sign. Sign must be Reinforced with Interior Grade Silicone	N/A	N/A	N/A	N/A	N/A	N/A	2" x 9" Blank Insert- Customer to Provide Printing; CMU Block, Gypsum Laminated over CMU Block, or Gypsum over Metal Stud Wall Types
1	124	Office	N18	01-N18-03	Tamper Resistant Pin Reject Hexalobular Interl Drive System Torx Screw, Counter Sunk in Face of Sign. Sign must be Reinforced with Interior Grade Silicone	N/A	N/A	N/A	N/A	N/A	N/A	2" x 9" Blank Insert- Customer to Provide Printing; CMU Block, Gypsum Laminated over CMU Block, or Gypsum over Metal Stud Wall Types
1	125	ELECTRIC ROOM	N02A	01-N02A-05	Interior Grade VHB Tape Reinforced with Silicone for Mounting on Door. Sign should be produced with screw holes in the event it needs to be relocated.	125	Left Justified	Helvetica Regular	774 Willow	All Upper Case	3/4" Height Subsurface ADA Raised Copy with Braille	Mounting on Door.

1	125	ELECTRIC ROOM	N02A	01-N02A-05	Interior Grade VHB Tape Reinforced with Silicone for Mounting on Door. Sign should be produced with screw holes in the event it needs to be relocated.	ELECTRIC ROOM	Center Justified	Helvetica Regular	705 Medium Gray	All Upper Case	5/8" Height Subsurface ADA Raised Copy with Braille	Mounting on Door.
1	126	Conference Room	N06A	01-N06A-02	Interior Grade VHB Tape Reinforced with Silicone for Mounting on Glass. Sign should be produced with screw holes in the event it needs to be relocated. Glass Backer Needed.	126	Left Justified	Helvetica Regular	774 Willow	All Upper Case	3/4" Height Subsurface ADA Raised Copy with Braille	Mounting on Glass; Backer Needed.
1	126	Conference Room	N06A	01-N06A-02	Interior Grade VHB Tape Reinforced with Silicone for Mounting on Glass. Sign should be produced with screw holes in the event it needs to be relocated. Glass Backer Needed.	Conference Room	Center Justified	Helvetica Regular	Black Laser Print Copy	Upper/Lower Case	5/8" Height Laser Print	Mounting on Glass; Backer Needed.
1	126	Conference Room	N06A	01-N06A-02	Interior Grade VHB Tape Reinforced with Silicone for Mounting on Glass. Sign should be produced with screw holes in the event it needs to be relocated. Glass Backer Needed.	Available/In Use Slider	Center each Side	Helvetica Regular	Black Copy on Red/Green	Upper/Lower Case	1/2" Height Subsurface Direct Print	Left side of slider background is green, right side is red; Mounting on Glass. Glass Backer Needed.
1	127	RESTROOM	N03B	01-N03B-01	Tamper Resistant Pin Reject Hexalobular Internal Drive System Torx Screw, Counter Sunk in Face of Sign. Sign must be Reinforced with Interior Grade Silicone	127	Left Justified	Helvetica Regular	774 Willow	All Upper Case	3/4" Height Subsurface ADA Raised Copy with Braille	CMU Block, Gypsum Laminated over CMU Block, or Gypsum over Metal Stud Wall Types
1	127	RESTROOM	N03B	01-N03B-01	Tamper Resistant Pin Reject Hexalobular Internal Drive System Torx Screw, Counter Sunk in Face of Sign. Sign must be Reinforced with Interior Grade Silicone	Unisex Pictograms	Center Justified	N/A	705 Medium Gray	N/A	Subsurface ADA Raised Graphic	Pictogram Size Appropriate for 6"H Section of Sign; CMU Block, Gypsum Laminated over CMU Block, or Gypsum over Metal Stud Wall Types
1	127	RESTROOM	N03B	01-N03B-01	Tamper Resistant Pin Reject Hexalobular Internal Drive System Torx Screw, Counter Sunk in Face of Sign. Sign must be Reinforced with Interior Grade Silicone	RESTROOM	Center Justified	Helvetica Regular	774 Willow	All Upper Case	5/8" Height Subsurface ADA Raised Copy with Braille	CMU Block, Gypsum Laminated over CMU Block, or Gypsum over Metal Stud Wall Types
1	128	Office	N04A	01-N04A-08	Tamper Resistant Pin Reject Hexalobular Internal Drive System Torx Screw, Counter Sunk in Face of Sign. Sign must be Reinforced with Interior Grade Silicone	128	Left Justified	Helvetica Regular	774 Willow	All Upper Case	3/4" Height Subsurface ADA Raised Copy with Braille	CMU Block, Gypsum Laminated over CMU Block, or Gypsum over Metal Stud Wall Types
1	128	Office	N04A	01-N04A-08	Tamper Resistant Pin Reject Hexalobular Internal Drive System Torx Screw, Counter Sunk in Face of Sign. Sign must be Reinforced with Interior Grade Silicone	Office	Center Justified	Helvetica Regular	Black Laser Print Copy	Upper/Lower Case	5/8" Height Laser Print	CMU Block, Gypsum Laminated over CMU Block, or Gypsum over Metal Stud Wall Types
1	128	Office	N04A	01-N04A-08	Tamper Resistant Pin Reject Hexalobular Internal Drive System Torx Screw, Counter Sunk in Face of Sign. Sign must be Reinforced with Interior Grade Silicone	N/A	N/A	N/A	N/A	N/A	N/A	2" x 9" Blank Insert- Customer to Provide Printing; CMU Block, Gypsum Laminated over CMU Block, or Gypsum over Metal Stud Wall Types
1	129	RESTROOM	N03B	01-N03B-02	Tamper Resistant Pin Reject Hexalobular Internal Drive System Torx Screw, Counter Sunk in Face of Sign. Sign must be Reinforced with Interior Grade Silicone	129	Left Justified	Helvetica Regular	774 Willow	All Upper Case	3/4" Height Subsurface ADA Raised Copy with Braille	CMU Block, Gypsum Laminated over CMU Block, or Gypsum over Metal Stud Wall Types
1	129	RESTROOM	N03B	01-N03B-02	Tamper Resistant Pin Reject Hexalobular Internal Drive System Torx Screw, Counter Sunk in Face of Sign. Sign must be Reinforced with Interior Grade Silicone	Unisex Pictograms	Center Justified	N/A	705 Medium Gray	N/A	Subsurface ADA Raised Graphic	Pictogram Size Appropriate for 6"H Section of Sign; CMU Block, Gypsum Laminated over CMU Block, or Gypsum over Metal Stud Wall Types

1	129	RESTROOM	N03B	01-N03B-02	Tamper Resistant Pin Reject Hexalobular Internal Drive System Torx Screw, Counter Sunk in Face of Sign. Sign must be Reinforced with Interior Grade Silicone	RESTROOM	Center Justified	Helvetica Regular	774 Willow	All Upper Case	5/8" Height Subsurface ADA Raised Copy with Braille	CMU Block, Gypsum Laminated over CMU Block, or Gypsum over Metal Stud Wall Types
1	130	JANITOR CLOSET	N02A	01-N02A-06	Tamper Resistant Pin Reject Hexalobular Internal Drive System Torx Screw, Counter Sunk in Face of Sign. Sign must be Reinforced with Interior Grade Silicone	130	Left Justified	Helvetica Regular	774 Willow	All Upper Case	3/4" Height Subsurface ADA Raised Copy with Braille	CMU Block, Gypsum Laminated over CMU Block, or Gypsum over Metal Stud Wall Types
1	130	JANITOR CLOSET	N02A	01-N02A-06	Tamper Resistant Pin Reject Hexalobular Internal Drive System Torx Screw, Counter Sunk in Face of Sign. Sign must be Reinforced with Interior Grade Silicone	JANITOR CLOSET	Center Justified	Helvetica Regular	705 Medium Gray	All Upper Case	5/8" Height Subsurface ADA Raised Copy with Braille	CMU Block, Gypsum Laminated over CMU Block, or Gypsum over Metal Stud Wall Types
1	192	Corridor	N07	01-N07-06	Tamper Resistant Pin Reject Hexalobular Internal Drive System Torx Screw, Counter Sunk in Face of Sign. Sign must be Reinforced with Interior Grade Silicone	EVACUATION PLAN	Left Justified	Helvetica Regular	774 Willow	All Upper Case	3/4" Height Subsurface Direct Print	CMU Block, Gypsum Laminated over CMU Block, or Gypsum over Metal Stud Wall Types
1	192	Corridor	N07	01-N07-06	Tamper Resistant Pin Reject Hexalobular Internal Drive System Torx Screw, Counter Sunk in Face of Sign. Sign must be Reinforced with Interior Grade Silicone	N/A	N/A	N/A	N/A	N/A	N/A	8 1/2" X 11" Laser Printed Evacuation Map- Customer to Provide Printing; CMU Block, Gypsum Laminated over CMU Block, or Gypsum over Metal Stud Wall Types
1	192	Corridor	N12A	01-N12A-03	Tamper Resistant Pin Reject Hexalobular Internal Drive System Torx Screw, Counter Sunk in Face of Sign. Sign must be Reinforced with Interior Grade Silicone	FLOOR 1	Left Justified	Helvetica Regular	774 Willow	All Upper Case	1 1/2" Height Subsurface Direct Print	CMU Block, Gypsum Laminated over CMU Block, or Gypsum over Metal Stud Wall Types
1	192	Corridor	N12A	01-N12A-03	Tamper Resistant Pin Reject Hexalobular Internal Drive System Torx Screw, Counter Sunk in Face of Sign. Sign must be Reinforced with Interior Grade Silicone	→Offices 131-140	Left Justified	Helvetica Regular	Black Laser Print Copy	Upper/Lower Case	5/8" Height Laser Print	CMU Block, Gypsum Laminated over CMU Block, or Gypsum over Metal Stud Wall Types
1	192	Corridor	N12A	01-N12A-03	Tamper Resistant Pin Reject Hexalobular Internal Drive System Torx Screw, Counter Sunk in Face of Sign. Sign must be Reinforced with Interior Grade Silicone	←Offices 100-124	Left Justified	Helvetica Regular	Black Laser Print Copy	Upper/Lower Case	5/8" Height Laser Print	CMU Block, Gypsum Laminated over CMU Block, or Gypsum over Metal Stud Wall Types
1	192	Corridor	N12A	01-N12A-03	Tamper Resistant Pin Reject Hexalobular Internal Drive System Torx Screw, Counter Sunk in Face of Sign. Sign must be Reinforced with Interior Grade Silicone	← Consult Rooms	Left Justified	Helvetica Regular	Black Laser Print Copy	Upper/Lower Case	5/8" Height Laser Print	CMU Block, Gypsum Laminated over CMU Block, or Gypsum over Metal Stud Wall Types
1	192	Corridor	N12A	01-N12A-03	Tamper Resistant Pin Reject Hexalobular Internal Drive System Torx Screw, Counter Sunk in Face of Sign. Sign must be Reinforced with Interior Grade Silicone	← Kitchen Facilities	Left Justified	Helvetica Regular	Black Laser Print Copy	Upper/Lower Case	5/8" Height Laser Print	CMU Block, Gypsum Laminated over CMU Block, or Gypsum over Metal Stud Wall Types
1	192	Corridor	N12A	01-N12A-03	Tamper Resistant Pin Reject Hexalobular Internal Drive System Torx Screw, Counter Sunk in Face of Sign. Sign must be Reinforced with Interior Grade Silicone	← Activity Rooms	Left Justified	Helvetica Regular	Black Laser Print Copy	Upper/Lower Case	5/8" Height Laser Print	CMU Block, Gypsum Laminated over CMU Block, or Gypsum over Metal Stud Wall Types
1	192	Corridor	N12A	01-N12A-03	Tamper Resistant Pin Reject Hexalobular Internal Drive System Torx Screw, Counter Sunk in Face of Sign. Sign must be Reinforced with Interior Grade Silicone	← Exam Room	Left Justified	Helvetica Regular	Black Laser Print Copy	Upper/Lower Case	5/8" Height Laser Print	CMU Block, Gypsum Laminated over CMU Block, or Gypsum over Metal Stud Wall Types
1	S2-1	STAIR 2	N09	01-N09-03	Tamper Resistant Pin Reject Hexalobular Internal Drive System Torx Screw, Counter Sunk in Face of Sign. Sign must be Reinforced with Interior Grade Silicone	S2-1	Left Justified	Helvetica Regular	774 Willow	All Upper Case	3/4" Height Subsurface ADA Raised Copy with Braille	CMU Block, Gypsum Laminated over CMU Block, or Gypsum over Metal Stud Wall Types

1	S2-1	STAIR 2	N09	01-N09-03	Tamper Resistant Pin Reject Hexalobular Interl Drive System Torx Screw, Counter Sunk in Face of Sign. Sign must be Reinforced with Interior Grade Silicone	Man on Stair Pictogram	Center Justified	N/A	705 Medium Gray	N/A	Subsurface ADA Raised Graphic	Pictogram Size Appropriate for 6"H Section of Sign; CMU Block, Gypsum Laminated over CMU Block, or Gypsum over Metal Stud Wall Types
1	S2-1	STAIR 2	N09	01-N09-03	Tamper Resistant Pin Reject Hexalobular Interl Drive System Torx Screw, Counter Sunk in Face of Sign. Sign must be Reinforced with Interior Grade Silicone	STAIR 2	Center Justified	Helvetica Regular	774 Willow	All Upper Case	5/8" Height Subsurface ADA Raised Copy with Braille	CMU Block, Gypsum Laminated over CMU Block, or Gypsum over Metal Stud Wall Types
1	S2-1	STAIR 2	N10B	01-N10B-05	Tamper Resistant Pin Reject Hexalobular Interl Drive System Torx Screw, Counter Sunk in Face of Sign. Sign must be Reinforced with Interior Grade Silicone	STAIR 2	Left Justified	Helvetica Regular	774 Willow	All Upper Case	1.5" Height Subsurface Direct Print	CMU Block, Gypsum Laminated over CMU Block, or Gypsum over Metal Stud Wall Types
1	S2-1	STAIR 2	N10B	01-N10B-05	Tamper Resistant Pin Reject Hexalobular Interl Drive System Torx Screw, Counter Sunk in Face of Sign. Sign must be Reinforced with Interior Grade Silicone	B THROUGH 3	Center Justified	Helvetica Regular	705 Medium Gray	All Upper Case	1" Height Subsurface Direct Print	CMU Block, Gypsum Laminated over CMU Block, or Gypsum over Metal Stud Wall Types
1	S2-1	STAIR 2	N10B	01-N10B-05	Tamper Resistant Pin Reject Hexalobular Interl Drive System Torx Screw, Counter Sunk in Face of Sign. Sign must be Reinforced with Interior Grade Silicone	ROOF ACCESS AUTHORIZED PERSONS ONLY	Center Justified	Helvetica Regular	705 Medium Gray	All Upper Case	1" Height Subsurface Direct Print	CMU Block, Gypsum Laminated over CMU Block, or Gypsum over Metal Stud Wall Types
1	S2-1	STAIR 2	N10B	01-N10B-05	Tamper Resistant Pin Reject Hexalobular Interl Drive System Torx Screw, Counter Sunk in Face of Sign. Sign must be Reinforced with Interior Grade Silicone	NO STANDPIPE	Center Justified	Helvetica Regular	705 Medium Gray	All Upper Case	1" Height Subsurface Direct Print	CMU Block, Gypsum Laminated over CMU Block, or Gypsum over Metal Stud Wall Types
1	S2-1	STAIR 2	N10B	01-N10B-05	Tamper Resistant Pin Reject Hexalobular Interl Drive System Torx Screw, Counter Sunk in Face of Sign. Sign must be Reinforced with Interior Grade Silicone	LEVEL	Center Justified	Helvetica Regular	705 Medium Gray	All Upper Case	1" Height Subsurface Direct Print	CMU Block, Gypsum Laminated over CMU Block, or Gypsum over Metal Stud Wall Types
1	S2-1	STAIR 2	N10B	01-N10B-05	Tamper Resistant Pin Reject Hexalobular Interl Drive System Torx Screw, Counter Sunk in Face of Sign. Sign must be Reinforced with Interior Grade Silicone	1	Center Justified	Helvetica Regular	705 Medium Gray	All Upper Case	5" Height Subsurface Direct Print	CMU Block, Gypsum Laminated over CMU Block, or Gypsum over Metal Stud Wall Types
1	S2-1	STAIR 2	N10B	01-N10B-05	Tamper Resistant Pin Reject Hexalobular Interl Drive System Torx Screw, Counter Sunk in Face of Sign. Sign must be Reinforced with Interior Grade Silicone	EXIT THIS FLOOR	Center Justified	Helvetica Regular	705 Medium Gray	All Upper Case	1" Height Subsurface Direct Print	CMU Block, Gypsum Laminated over CMU Block, or Gypsum over Metal Stud Wall Types
1	S2-1	STAIR 2	N34	01-N34-05	Tamper Resistant Pin Reject Hexalobular Interl Drive System Torx Screw, Counter Sunk in Face of Sign. Sign must be Reinforced with Interior Grade Silicone	STAIR 2	Left Justified	Helvetica Regular	774 Willow	All Upper Case	1.5" Height Subsurface ADA Raised Copy with Braille	CMU Block, Gypsum Laminated over CMU Block, or Gypsum over Metal Stud Wall Types
1	S2-1	STAIR 2	N34	01-N34-05	Tamper Resistant Pin Reject Hexalobular Interl Drive System Torx Screw, Counter Sunk in Face of Sign. Sign must be Reinforced with Interior Grade Silicone	LEVEL	Center Justified	Helvetica Regular	705 Medium Gray	All Upper Case	1" Height Subsurface ADA Raised Copy with Braille	CMU Block, Gypsum Laminated over CMU Block, or Gypsum over Metal Stud Wall Types
1	S2-1	STAIR 2	N34	01-N34-05	Tamper Resistant Pin Reject Hexalobular Interl Drive System Torx Screw, Counter Sunk in Face of Sign. Sign must be Reinforced with Interior Grade Silicone	1	Center Justified	Helvetica Regular	705 Medium Gray	All Upper Case	5" Height Subsurface ADA Raised Copy with Braille	CMU Block, Gypsum Laminated over CMU Block, or Gypsum over Metal Stud Wall Types
1	S2-1	STAIR 2	N07	01-N07-11	Tamper Resistant Pin Reject Hexalobular Interl Drive System Torx Screw, Counter Sunk in Face of Sign. Sign must be Reinforced with Interior Grade Silicone	EVACUATION PLAN	Left Justified	Helvetica Regular	774 Willow	All Upper Case	3/4" Height Subsurface Direct Print	CMU Block, Gypsum Laminated over CMU Block, or Gypsum over Metal Stud Wall Types



1	S2-1	STAIR 2	N07	01-N07-11	Tamper Resistant Pin Reject Hexalobular Interl Drive System Torx Screw, Counter Sunk in Face of Sign. Sign must be Reinforced with Interior Grade Silicone	N/A	N/A	N/A	N/A	N/A	N/A	8 1/2" X 11" Laser Printed Evacuation Map- Customer to Provide Printing; CMU Block, Gypsum Laminated over CMU Block, or Gypsum over Metal Stud Wall Types
1	S2-1	STAIR 2	X09	01-X09-05	Exterior Grade VHB Tape Reinforced with Exterior Grade Silicone	S2-1	Left Justified	Helvetica Regular	774 Willow	All Upper Case	3/4" Height Exterior Grade Subsurface ADA Raised Copy with Braille	Brick Exterior
1	S2-1	STAIR 2	X09	01-X09-05	Exterior Grade VHB Tape Reinforced with Exterior Grade Silicone	Man on Stair Pictogram	Center Justified	N/A	705 Medium Gray	N/A	Exterior Grade Subsurface ADA Raised Graphic	Pictogram Size Appropriate for 6"H Section of Sign;Brick on Exterior
1	S2-1	STAIR 2	X09	01-X09-05	Exterior Grade VHB Tape Reinforced with Exterior Grade Silicone	STAIR 2	Center Justified	Helvetica Regular	774 Willow	All Upper Case	5/8" Height Exterior Grade Subsurface ADA Raised Copy with Braille	Brick Exterior
1	131	Office	N04A	01-N04A-09	Tamper Resistant Pin Reject Hexalobular Interl Drive System Torx Screw, Counter Sunk in Face of Sign. Sign must be Reinforced with Interior Grade Silicone	131	Left Justified	Helvetica Regular	774 Willow	All Upper Case	3/4" Height Subsurface ADA Raised Copy with Braille	CMU Block, Gypsum Laminated over CMU Block, or Gypsum over Metal Stud Wall Types
1	131	Office	N04A	01-N04A-09	Tamper Resistant Pin Reject Hexalobular Interl Drive System Torx Screw, Counter Sunk in Face of Sign. Sign must be Reinforced with Interior Grade Silicone	Office	Center Justified	Helvetica Regular	Black Laser Print Copy	Upper/Lower Case	5/8" Height Laser Print	CMU Block, Gypsum Laminated over CMU Block, or Gypsum over Metal Stud Wall Types
1	131	Office	N04A	01-N04A-09	Tamper Resistant Pin Reject Hexalobular Interl Drive System Torx Screw, Counter Sunk in Face of Sign. Sign must be Reinforced with Interior Grade Silicone	N/A	N/A	N/A	N/A	N/A	N/A	2" x 9" Blank Insert- Customer to Provide Printing; CMU Block, Gypsum Laminated over CMU Block, or Gypsum over Metal Stud Wall Types
1	132	Office	N04A	01-N04A-10	Tamper Resistant Pin Reject Hexalobular Interl Drive System Torx Screw, Counter Sunk in Face of Sign. Sign must be Reinforced with Interior Grade Silicone	132	Left Justified	Helvetica Regular	774 Willow	All Upper Case	3/4" Height Subsurface ADA Raised Copy with Braille	CMU Block, Gypsum Laminated over CMU Block, or Gypsum over Metal Stud Wall Types
1	132	Office	N04A	01-N04A-10	Tamper Resistant Pin Reject Hexalobular Interl Drive System Torx Screw, Counter Sunk in Face of Sign. Sign must be Reinforced with Interior Grade Silicone	Office	Center Justified	Helvetica Regular	Black Laser Print Copy	Upper/Lower Case	5/8" Height Laser Print	CMU Block, Gypsum Laminated over CMU Block, or Gypsum over Metal Stud Wall Types
1	132	Office	N04A	01-N04A-10	Tamper Resistant Pin Reject Hexalobular Interl Drive System Torx Screw, Counter Sunk in Face of Sign. Sign must be Reinforced with Interior Grade Silicone	N/A	N/A	N/A	N/A	N/A	N/A	2" x 9" Blank Insert- Customer to Provide Printing; CMU Block, Gypsum Laminated over CMU Block, or Gypsum over Metal Stud Wall Types
1	133	Office	N04A	01-N04A-11	Tamper Resistant Pin Reject Hexalobular Interl Drive System Torx Screw, Counter Sunk in Face of Sign. Sign must be Reinforced with Interior Grade Silicone	133	Left Justified	Helvetica Regular	774 Willow	All Upper Case	3/4" Height Subsurface ADA Raised Copy with Braille	CMU Block, Gypsum Laminated over CMU Block, or Gypsum over Metal Stud Wall Types
1	133	Office	N04A	01-N04A-11	Tamper Resistant Pin Reject Hexalobular Interl Drive System Torx Screw, Counter Sunk in Face of Sign. Sign must be Reinforced with Interior Grade Silicone	Office	Center Justified	Helvetica Regular	Black Laser Print Copy	Upper/Lower Case	5/8" Height Laser Print	CMU Block, Gypsum Laminated over CMU Block, or Gypsum over Metal Stud Wall Types
1	133	Office	N04A	01-N04A-11	Tamper Resistant Pin Reject Hexalobular Interl Drive System Torx Screw, Counter Sunk in Face of Sign. Sign must be Reinforced with Interior Grade Silicone	N/A	N/A	N/A	N/A	N/A	N/A	2" x 9" Blank Insert- Customer to Provide Printing; CMU Block, Gypsum Laminated over CMU Block, or Gypsum over Metal Stud Wall Types

1	134	BUSINESS CENTER	N02A	01-N02A-07	Tamper Resistant Pin Reject Hexalobular Internal Drive System Torx Screw, Counter Sunk in Face of Sign. Sign must be Reinforced with Interior Grade Silicone	134	Left Justified	Helvetica Regular	774 Willow	All Upper Case	3/4" Height Subsurface ADA Raised Copy with Braille	CMU Block, Gypsum Laminated over CMU Block, or Gypsum over Metal Stud Wall Types
1	134	BUSINESS CENTER	N02A	01-N02A-07	Tamper Resistant Pin Reject Hexalobular Internal Drive System Torx Screw, Counter Sunk in Face of Sign. Sign must be Reinforced with Interior Grade Silicone	BUSINESS CENTER	Center Justified	Helvetica Regular	705 Medium Gray	All Upper Case	5/8" Height Subsurface ADA Raised Copy with Braille	CMU Block, Gypsum Laminated over CMU Block, or Gypsum over Metal Stud Wall Types
1	135	Recreation Therapy Supplies	N05A	01-N05A-09	Tamper Resistant Pin Reject Hexalobular Internal Drive System Torx Screw, Counter Sunk in Face of Sign. Sign must be Reinforced with Interior Grade Silicone	135	Left Justified	Helvetica Regular	774 Willow	All Upper Case	3/4" Height Subsurface ADA Raised Copy with Braille	CMU Block, Gypsum Laminated over CMU Block, or Gypsum over Metal Stud Wall Types
1	135	Recreation Therapy Supplies	N05A	01-N05A-09	Tamper Resistant Pin Reject Hexalobular Internal Drive System Torx Screw, Counter Sunk in Face of Sign. Sign must be Reinforced with Interior Grade Silicone	Recreation Therapy Supplies	Center Justified	Helvetica Regular	Black Laser Print Copy	Upper/Lower Case	5/8" Height Laser Print	CMU Block, Gypsum Laminated over CMU Block, or Gypsum over Metal Stud Wall Types
1	136	Office	N04A	01-N04A-12	Tamper Resistant Pin Reject Hexalobular Internal Drive System Torx Screw, Counter Sunk in Face of Sign. Sign must be Reinforced with Interior Grade Silicone	136	Left Justified	Helvetica Regular	774 Willow	All Upper Case	3/4" Height Subsurface ADA Raised Copy with Braille	CMU Block, Gypsum Laminated over CMU Block, or Gypsum over Metal Stud Wall Types
1	136	Office	N04A	01-N04A-12	Tamper Resistant Pin Reject Hexalobular Internal Drive System Torx Screw, Counter Sunk in Face of Sign. Sign must be Reinforced with Interior Grade Silicone	Office	Center Justified	Helvetica Regular	Black Laser Print Copy	Upper/Lower Case	5/8" Height Laser Print	CMU Block, Gypsum Laminated over CMU Block, or Gypsum over Metal Stud Wall Types
1	136	Office	N04A	01-N04A-12	Tamper Resistant Pin Reject Hexalobular Internal Drive System Torx Screw, Counter Sunk in Face of Sign. Sign must be Reinforced with Interior Grade Silicone	N/A	N/A	N/A	N/A	N/A	N/A	2" x 9" Blank Insert- Customer to Provide Printing; CMU Block, Gypsum Laminated over CMU Block, or Gypsum over Metal Stud Wall Types
1	192	Corridor	N11A	01-N11A-01	Tamper Resistant Pin Reject Hexalobular Internal Drive System Torx Screw, Counter Sunk in Face of Sign. Sign must be Reinforced with Interior Grade Silicone	Offices	Center Justified	Helvetica Regular	705 Medium Gray	Upper/Lower Case	5/8" Height Subsurface Direct Print	CMU Block, Gypsum Laminated over CMU Block, or Gypsum over Metal Stud Wall Types
1	192	Corridor	N11A	01-N11A-01	Tamper Resistant Pin Reject Hexalobular Internal Drive System Torx Screw, Counter Sunk in Face of Sign. Sign must be Reinforced with Interior Grade Silicone	131, 133, 137-140	Center Justified	Helvetica Regular	705 Medium Gray	Upper/Lower Case	5/8" Height Subsurface Direct Print	CMU Block, Gypsum Laminated over CMU Block, or Gypsum over Metal Stud Wall Types
1	192	Corridor	N11A	01-N11A-01	Tamper Resistant Pin Reject Hexalobular Internal Drive System Torx Screw, Counter Sunk in Face of Sign. Sign must be Reinforced with Interior Grade Silicone	↑	Center Justified	N/A	705 Medium Gray	N/A	Subsurface Direct Print Graphic	CMU Block, Gypsum Laminated over CMU Block, or Gypsum over Metal Stud Wall Types
1	137	Office	N35	01-N35-03	Tamper Resistant Pin Reject Hexalobular Internal Drive System Torx Screw, Counter Sunk in Face of Sign. Sign must be Reinforced with Interior Grade Silicone	137	Left Justified	Helvetica Regular	774 Willow	All Upper Case	3/4" Height Subsurface ADA Raised Copy with Braille	CMU Block, Gypsum Laminated over CMU Block, or Gypsum over Metal Stud Wall Types
1	137	Office	N35	01-N35-03	Tamper Resistant Pin Reject Hexalobular Internal Drive System Torx Screw, Counter Sunk in Face of Sign. Sign must be Reinforced with Interior Grade Silicone	Office	Center Justified	Helvetica Regular	Black Laser Print Copy	Upper/Lower Case	5/8" Height Laser Print	CMU Block, Gypsum Laminated over CMU Block, or Gypsum over Metal Stud Wall Types
1	137	Office	N35	01-N35-03	Tamper Resistant Pin Reject Hexalobular Internal Drive System Torx Screw, Counter Sunk in Face of Sign. Sign must be Reinforced with Interior Grade Silicone	N/A	N/A	N/A	N/A	N/A	N/A	2" x 9" Blank Insert- Customer to Provide Printing; CMU Block, Gypsum Laminated over CMU Block, or Gypsum over Metal Stud Wall Types

1	137	Office	N35	01-N35-03	Tamper Resistant Pin Reject Hexalobular Interl Drive System Torx Screw, Counter Sunk in Face of Sign. Sign must be Reinforced with Interior Grade Silicone	N/A	N/A	N/A	N/A	N/A	N/A	2" x 9" Blank Insert- Customer to Provide Printing; CMU Block, Gypsum Laminated over CMU Block, or Gypsum over Metal Stud Wall Types
1	137	Office	N35	01-N35-03	Tamper Resistant Pin Reject Hexalobular Interl Drive System Torx Screw, Counter Sunk in Face of Sign. Sign must be Reinforced with Interior Grade Silicone	N/A	N/A	N/A	N/A	N/A	N/A	2" x 9" Blank Insert- Customer to Provide Printing; CMU Block, Gypsum Laminated over CMU Block, or Gypsum over Metal Stud Wall Types
1	138	Office	N04A	01-N04A-13	Tamper Resistant Pin Reject Hexalobular Interl Drive System Torx Screw, Counter Sunk in Face of Sign. Sign must be Reinforced with Interior Grade Silicone	138	Left Justified	Helvetica Regular	774 Willow	All Upper Case	3/4" Height Subsurface ADA Raised Copy with Braille	CMU Block, Gypsum Laminated over CMU Block, or Gypsum over Metal Stud Wall Types
1	138	Office	N04A	01-N04A-13	Tamper Resistant Pin Reject Hexalobular Interl Drive System Torx Screw, Counter Sunk in Face of Sign. Sign must be Reinforced with Interior Grade Silicone	Office	Center Justified	Helvetica Regular	Black Laser Print Copy	Upper/Lower Case	5/8" Height Laser Print	CMU Block, Gypsum Laminated over CMU Block, or Gypsum over Metal Stud Wall Types
1	138	Office	N04A	01-N04A-13	Tamper Resistant Pin Reject Hexalobular Interl Drive System Torx Screw, Counter Sunk in Face of Sign. Sign must be Reinforced with Interior Grade Silicone	N/A	N/A	N/A	N/A	N/A	N/A	2" x 9" Blank Insert- Customer to Provide Printing; CMU Block, Gypsum Laminated over CMU Block, or Gypsum over Metal Stud Wall Types
1	140	Office	N04A	01-N04A-14	Tamper Resistant Pin Reject Hexalobular Interl Drive System Torx Screw, Counter Sunk in Face of Sign. Sign must be Reinforced with Interior Grade Silicone	140	Left Justified	Helvetica Regular	774 Willow	All Upper Case	3/4" Height Subsurface ADA Raised Copy with Braille	CMU Block, Gypsum Laminated over CMU Block, or Gypsum over Metal Stud Wall Types
1	140	Office	N04A	01-N04A-14	Tamper Resistant Pin Reject Hexalobular Interl Drive System Torx Screw, Counter Sunk in Face of Sign. Sign must be Reinforced with Interior Grade Silicone	Office	Center Justified	Helvetica Regular	Black Laser Print Copy	Upper/Lower Case	5/8" Height Laser Print	CMU Block, Gypsum Laminated over CMU Block, or Gypsum over Metal Stud Wall Types
1	140	Office	N04A	01-N04A-14	Tamper Resistant Pin Reject Hexalobular Interl Drive System Torx Screw, Counter Sunk in Face of Sign. Sign must be Reinforced with Interior Grade Silicone	N/A	N/A	N/A	N/A	N/A	N/A	2" x 9" Blank Insert- Customer to Provide Printing; CMU Block, Gypsum Laminated over CMU Block, or Gypsum over Metal Stud Wall Types
1	S4-1	STAIR 4	N34	01-N34-02	Tamper Resistant Pin Reject Hexalobular Interl Drive System Torx Screw, Counter Sunk in Face of Sign. Sign must be Reinforced with Interior Grade Silicone	STAIR 4	Left Justified	Helvetica Regular	774 Willow	All Upper Case	1.5" Height Subsurface ADA Raised Copy with Braille	CMU Block, Gypsum Laminated over CMU Block, or Gypsum over Metal Stud Wall Types
1	S4-1	STAIR 4	N34	01-N34-02	Tamper Resistant Pin Reject Hexalobular Interl Drive System Torx Screw, Counter Sunk in Face of Sign. Sign must be Reinforced with Interior Grade Silicone	LEVEL	Center Justified	Helvetica Regular	705 Medium Gray	All Upper Case	1" Height Subsurface ADA Raised Copy with Braille	CMU Block, Gypsum Laminated over CMU Block, or Gypsum over Metal Stud Wall Types
1	S4-1	STAIR 4	N34	01-N34-02	Tamper Resistant Pin Reject Hexalobular Interl Drive System Torx Screw, Counter Sunk in Face of Sign. Sign must be Reinforced with Interior Grade Silicone	1	Center Justified	Helvetica Regular	705 Medium Gray	All Upper Case	5" Height Subsurface ADA Raised Copy with Braille	CMU Block, Gypsum Laminated over CMU Block, or Gypsum over Metal Stud Wall Types
1	S4-1	STAIR 4	N10B	01-N10B-02	Tamper Resistant Pin Reject Hexalobular Interl Drive System Torx Screw, Counter Sunk in Face of Sign. Sign must be Reinforced with Interior Grade Silicone	STAIR 4	Left Justified	Helvetica Regular	774 Willow	All Upper Case	1.5" Height Subsurface Direct Print	CMU Block, Gypsum Laminated over CMU Block, or Gypsum over Metal Stud Wall Types
1	S4-1	STAIR 4	N10B	01-N10B-02	Tamper Resistant Pin Reject Hexalobular Interl Drive System Torx Screw, Counter Sunk in Face of Sign. Sign must be Reinforced with Interior Grade Silicone	1 THROUGH 3	Center Justified	Helvetica Regular	705 Medium Gray	All Upper Case	1" Height Subsurface Direct Print	CMU Block, Gypsum Laminated over CMU Block, or Gypsum over Metal Stud Wall Types

1	S4-1	STAIR 4	N10B	01-N10B-02	Tamper Resistant Pin Reject Hexalobular Internal Drive System Torx Screw, Counter Sunk in Face of Sign. Sign must be Reinforced with Interior Grade Silicone	NO ROOF ACCESS	Center Justified	Helvetica Regular	774 Willow	All Upper Case	1" Height Subsurface Direct Print	CMU Block, Gypsum Laminated over CMU Block, or Gypsum over Metal Stud Wall Types
1	S4-1	STAIR 4	N10B	01-N10B-02	Tamper Resistant Pin Reject Hexalobular Internal Drive System Torx Screw, Counter Sunk in Face of Sign. Sign must be Reinforced with Interior Grade Silicone	NO STANDPIPE	Center Justified	Helvetica Regular	705 Medium Gray	All Upper Case	1" Height Subsurface Direct Print	CMU Block, Gypsum Laminated over CMU Block, or Gypsum over Metal Stud Wall Types
1	S4-1	STAIR 4	N10B	01-N10B-02	Tamper Resistant Pin Reject Hexalobular Internal Drive System Torx Screw, Counter Sunk in Face of Sign. Sign must be Reinforced with Interior Grade Silicone	LEVEL	Center Justified	Helvetica Regular	774 Willow	All Upper Case	1" Height Subsurface Direct Print	CMU Block, Gypsum Laminated over CMU Block, or Gypsum over Metal Stud Wall Types
1	S4-1	STAIR 4	N10B	01-N10B-02	Tamper Resistant Pin Reject Hexalobular Internal Drive System Torx Screw, Counter Sunk in Face of Sign. Sign must be Reinforced with Interior Grade Silicone	1	Center Justified	Helvetica Regular	705 Medium Gray	All Upper Case	5" Height Subsurface Direct Print	CMU Block, Gypsum Laminated over CMU Block, or Gypsum over Metal Stud Wall Types
1	S4-1	STAIR 4	N10B	01-N10B-02	Tamper Resistant Pin Reject Hexalobular Internal Drive System Torx Screw, Counter Sunk in Face of Sign. Sign must be Reinforced with Interior Grade Silicone	EXIT TO EXTERIOR ONLY THIS FLOOR	Center Justified	Helvetica Regular	774 Willow	All Upper Case	1" Height Subsurface Direct Print	CMU Block, Gypsum Laminated over CMU Block, or Gypsum over Metal Stud Wall Types
1	S4-1	STAIR 4	N10B	01-N10B-02	Tamper Resistant Pin Reject Hexalobular Internal Drive System Torx Screw, Counter Sunk in Face of Sign. Sign must be Reinforced with Interior Grade Silicone	NO INTERIOR ACCESS THIS FLOOR	Center Justified	Helvetica Regular	705 Medium Gray	All Upper Case	1" Height Subsurface Direct Print	CMU Block, Gypsum Laminated over CMU Block, or Gypsum over Metal Stud Wall Types
1	S4-1	STAIR 4	N07	01-N07-07	Tamper Resistant Pin Reject Hexalobular Internal Drive System Torx Screw, Counter Sunk in Face of Sign. Sign must be Reinforced with Interior Grade Silicone	EVACUATION PLAN	Left Justified	Helvetica Regular	774 Willow	All Upper Case	3/4" Height Subsurface Direct Print	CMU Block, Gypsum Laminated over CMU Block, or Gypsum over Metal Stud Wall Types
1	S4-1	STAIR 4	N07	01-N07-07	Tamper Resistant Pin Reject Hexalobular Internal Drive System Torx Screw, Counter Sunk in Face of Sign. Sign must be Reinforced with Interior Grade Silicone	N/A	N/A	N/A	N/A	N/A	N/A	8 1/2" X 11" Laser Printed Evacuation Map- Customer to Provide Printing; CMU Block, Gypsum Laminated over CMU Block, or Gypsum over Metal Stud Wall Types
1	S4-1	STAIR 4	X09	01-X09-02	Exterior Grade VHB Tape Reinforced with Exterior Grade Silicone	S4-1	Left Justified	Helvetica Regular	774 Willow	All Upper Case	3/4" Height Exterior Grade Subsurface ADA Raised Copy with Braille	Brick Exterior
1	S4-1	STAIR 4	X09	01-X09-02	Exterior Grade VHB Tape Reinforced with Exterior Grade Silicone	Man on Stair Pictogram	Center Justified	N/A	705 Medium Gray	N/A	Exterior Grade Subsurface ADA Raised Graphic	Pictogram Size Appropriate for 6"H Section of Sign;Brick on Exterior
1	S4-1	STAIR 4	X09	01-X09-02	Exterior Grade VHB Tape Reinforced with Exterior Grade Silicone	STAIR 4	Center Justified	Helvetica Regular	774 Willow	All Upper Case	5/8" Height Exterior Grade Subsurface ADA Raised Copy with Braille	Brick Exterior
1	150	RESTROOM	N03A	01-N03A-03	Tamper Resistant Pin Reject Hexalobular Internal Drive System Torx Screw, Counter Sunk in Face of Sign. Sign must be Reinforced with Interior Grade Silicone	150	Left Justified	Helvetica Regular	774 Willow	All Upper Case	3/4" Height Subsurface ADA Raised Copy with Braille	CMU Block, Gypsum Laminated over CMU Block, or Gypsum over Metal Stud Wall Types
1	150	RESTROOM	N03A	01-N03A-03	Tamper Resistant Pin Reject Hexalobular Internal Drive System Torx Screw, Counter Sunk in Face of Sign. Sign must be Reinforced with Interior Grade Silicone	Unisex & Accessible Pictograms	Center Justified	N/A	705 Medium Gray	N/A	Subsurface ADA Raised Graphic	Pictogram Size Appropriate for 6"H Section of Sign; CMU Block, Gypsum Laminated over CMU Block, or Gypsum over Metal Stud Wall Types
1	150	RESTROOM	N03A	01-N03A-03	Tamper Resistant Pin Reject Hexalobular Internal Drive System Torx Screw, Counter Sunk in Face of Sign. Sign must be Reinforced with Interior Grade Silicone	RESTROOM	Center Justified	Helvetica Regular	774 Willow	All Upper Case	5/8" Height Subsurface ADA Raised Copy with Braille	CMU Block, Gypsum Laminated over CMU Block, or Gypsum over Metal Stud Wall Types

1	151	Soiled Linen	N05A	01-N05A-10	Tamper Resistant Pin Reject Hexalobular Internal Drive System Torx Screw, Counter Sunk in Face of Sign. Sign must be Reinforced with Interior Grade Silicone	151	Left Justified	Helvetica Regular	774 Willow	All Upper Case	3/4" Height Subsurface ADA Raised Copy with Braille	CMU Block, Gypsum Laminated over CMU Block, or Gypsum over Metal Stud Wall Types
1	151	Soiled Linen	N05A	01-N05A-10	Tamper Resistant Pin Reject Hexalobular Internal Drive System Torx Screw, Counter Sunk in Face of Sign. Sign must be Reinforced with Interior Grade Silicone	Soiled Linen	Center Justified	Helvetica Regular	Black Laser Print Copy	Upper/Lower Case	5/8" Height Laser Print	CMU Block, Gypsum Laminated over CMU Block, or Gypsum over Metal Stud Wall Types
1	152	Servery	N11A	01-N11A-02	Tamper Resistant Pin Reject Hexalobular Internal Drive System Torx Screw, Counter Sunk in Face of Sign. Sign must be Reinforced with Interior Grade Silicone	Main Corridor	Center Justified	Helvetica Regular	705 Medium Gray	Upper/Lower Case	5/8" Height Subsurface Direct Print	CMU Block, Gypsum Laminated over CMU Block, or Gypsum over Metal Stud Wall Types
1	152	SERVERY	N02A	01-N02A-08	Tamper Resistant Pin Reject Hexalobular Internal Drive System Torx Screw, Counter Sunk in Face of Sign. Sign must be Reinforced with Interior Grade Silicone	152	Left Justified	Helvetica Regular	774 Willow	All Upper Case	3/4" Height Subsurface ADA Raised Copy with Braille	CMU Block, Gypsum Laminated over CMU Block, or Gypsum over Metal Stud Wall Types
1	152	SERVERY	N02A	01-N02A-08	Tamper Resistant Pin Reject Hexalobular Internal Drive System Torx Screw, Counter Sunk in Face of Sign. Sign must be Reinforced with Interior Grade Silicone	SERVERY	Center Justified	Helvetica Regular	705 Medium Gray	All Upper Case	5/8" Height Subsurface ADA Raised Copy with Braille	CMU Block, Gypsum Laminated over CMU Block, or Gypsum over Metal Stud Wall Types
1	152	SERVERY	N02A	01-N02A-11	Tamper Resistant Pin Reject Hexalobular Internal Drive System Torx Screw, Counter Sunk in Face of Sign. Sign must be Reinforced with Interior Grade Silicone	152	Left Justified	Helvetica Regular	774 Willow	All Upper Case	3/4" Height Subsurface ADA Raised Copy with Braille	CMU Block, Gypsum Laminated over CMU Block, or Gypsum over Metal Stud Wall Types
1	152	SERVERY	N02A	01-N02A-11	Tamper Resistant Pin Reject Hexalobular Internal Drive System Torx Screw, Counter Sunk in Face of Sign. Sign must be Reinforced with Interior Grade Silicone	SERVERY	Center Justified	Helvetica Regular	705 Medium Gray	All Upper Case	5/8" Height Subsurface ADA Raised Copy with Braille	CMU Block, Gypsum Laminated over CMU Block, or Gypsum over Metal Stud Wall Types
1	152A	KITCHEN	N02A	01-N02A-09	Tamper Resistant Pin Reject Hexalobular Internal Drive System Torx Screw, Counter Sunk in Face of Sign. Sign must be Reinforced with Interior Grade Silicone	152A	Left Justified	Helvetica Regular	774 Willow	All Upper Case	3/4" Height Subsurface ADA Raised Copy with Braille	CMU Block, Gypsum Laminated over CMU Block, or Gypsum over Metal Stud Wall Types
1	152A	KITCHEN	N02A	01-N02A-09	Tamper Resistant Pin Reject Hexalobular Internal Drive System Torx Screw, Counter Sunk in Face of Sign. Sign must be Reinforced with Interior Grade Silicone	KITCHEN	Center Justified	Helvetica Regular	705 Medium Gray	All Upper Case	5/8" Height Subsurface ADA Raised Copy with Braille	CMU Block, Gypsum Laminated over CMU Block, or Gypsum over Metal Stud Wall Types
1	152B	JANITOR CLOSET	N02A	01-N02A-10	Tamper Resistant Pin Reject Hexalobular Internal Drive System Torx Screw, Counter Sunk in Face of Sign. Sign must be Reinforced with Interior Grade Silicone	152B	Left Justified	Helvetica Regular	774 Willow	All Upper Case	3/4" Height Subsurface ADA Raised Copy with Braille	CMU Block, Gypsum Laminated over CMU Block, or Gypsum over Metal Stud Wall Types
1	152B	JANITOR CLOSET	N02A	01-N02A-10	Tamper Resistant Pin Reject Hexalobular Internal Drive System Torx Screw, Counter Sunk in Face of Sign. Sign must be Reinforced with Interior Grade Silicone	JANITOR CLOSET	Center Justified	Helvetica Regular	705 Medium Gray	All Upper Case	5/8" Height Subsurface ADA Raised Copy with Braille	CMU Block, Gypsum Laminated over CMU Block, or Gypsum over Metal Stud Wall Types
1	S1-1	STAIR 1	N09	01-N09-02	Tamper Resistant Pin Reject Hexalobular Internal Drive System Torx Screw, Counter Sunk in Face of Sign. Sign must be Reinforced with Interior Grade Silicone	S1-1	Left Justified	Helvetica Regular	774 Willow	All Upper Case	3/4" Height Subsurface ADA Raised Copy with Braille	CMU Block, Gypsum Laminated over CMU Block, or Gypsum over Metal Stud Wall Types
1	S1-1	STAIR 1	N09	01-N09-02	Tamper Resistant Pin Reject Hexalobular Internal Drive System Torx Screw, Counter Sunk in Face of Sign. Sign must be Reinforced with Interior Grade Silicone	Man on Stair Pictogram	Center Justified	N/A	705 Medium Gray	N/A	Subsurface ADA Raised Graphic	Pictogram Size Appropriate for 6"H Section of Sign; CMU Block, Gypsum Laminated over CMU Block, or Gypsum over Metal Stud Wall Types
1	S1-1	STAIR 1	N09	01-N09-02	Tamper Resistant Pin Reject Hexalobular Internal Drive System Torx Screw, Counter Sunk in Face of Sign. Sign must be Reinforced with Interior Grade Silicone	STAIR 1	Center Justified	Helvetica Regular	774 Willow	All Upper Case	5/8" Height Subsurface ADA Raised Copy with Braille	CMU Block, Gypsum Laminated over CMU Block, or Gypsum over Metal Stud Wall Types

1	S1-1	STAIR 1	N34	01-N34-03	Tamper Resistant Pin Reject Hexalobular Internal Drive System Torx Screw, Counter Sunk in Face of Sign. Sign must be Reinforced with Interior Grade Silicone	STAIR 1	Left Justified	Helvetica Regular	774 Willow	All Upper Case	1.5" Height Subsurface ADA Raised Copy with Braille	CMU Block, Gypsum Laminated over CMU Block, or Gypsum over Metal Stud Wall Types
1	S1-1	STAIR 1	N34	01-N34-03	Tamper Resistant Pin Reject Hexalobular Internal Drive System Torx Screw, Counter Sunk in Face of Sign. Sign must be Reinforced with Interior Grade Silicone	LEVEL	Center Justified	Helvetica Regular	705 Medium Gray	All Upper Case	1" Height Subsurface ADA Raised Copy with Braille	CMU Block, Gypsum Laminated over CMU Block, or Gypsum over Metal Stud Wall Types
1	S1-1	STAIR 1	N34	01-N34-03	Tamper Resistant Pin Reject Hexalobular Internal Drive System Torx Screw, Counter Sunk in Face of Sign. Sign must be Reinforced with Interior Grade Silicone	1	Center Justified	Helvetica Regular	705 Medium Gray	All Upper Case	5" Height Subsurface ADA Raised Copy with Braille	CMU Block, Gypsum Laminated over CMU Block, or Gypsum over Metal Stud Wall Types
1	S1-1	STAIR 1	N10B	01-N10B-03	Tamper Resistant Pin Reject Hexalobular Internal Drive System Torx Screw, Counter Sunk in Face of Sign. Sign must be Reinforced with Interior Grade Silicone	STAIR 1	Left Justified	Helvetica Regular	774 Willow	All Upper Case	1.5" Height Subsurface Direct Print	CMU Block, Gypsum Laminated over CMU Block, or Gypsum over Metal Stud Wall Types
1	S1-1	STAIR 1	N10B	01-N10B-03	Tamper Resistant Pin Reject Hexalobular Internal Drive System Torx Screw, Counter Sunk in Face of Sign. Sign must be Reinforced with Interior Grade Silicone	B THROUGH 3	Center Justified	Helvetica Regular	705 Medium Gray	All Upper Case	1" Height Subsurface Direct Print	CMU Block, Gypsum Laminated over CMU Block, or Gypsum over Metal Stud Wall Types
1	S1-1	STAIR 1	N10B	01-N10B-03	Tamper Resistant Pin Reject Hexalobular Internal Drive System Torx Screw, Counter Sunk in Face of Sign. Sign must be Reinforced with Interior Grade Silicone	NO ROOF ACCESS	Center Justified	Helvetica Regular	705 Medium Gray	All Upper Case	1" Height Subsurface Direct Print	CMU Block, Gypsum Laminated over CMU Block, or Gypsum over Metal Stud Wall Types
1	S1-1	STAIR 1	N10B	01-N10B-03	Tamper Resistant Pin Reject Hexalobular Internal Drive System Torx Screw, Counter Sunk in Face of Sign. Sign must be Reinforced with Interior Grade Silicone	NO STANDPIPE	Center Justified	Helvetica Regular	705 Medium Gray	All Upper Case	1" Height Subsurface Direct Print	CMU Block, Gypsum Laminated over CMU Block, or Gypsum over Metal Stud Wall Types
1	S1-1	STAIR 1	N10B	01-N10B-03	Tamper Resistant Pin Reject Hexalobular Internal Drive System Torx Screw, Counter Sunk in Face of Sign. Sign must be Reinforced with Interior Grade Silicone	LEVEL	Center Justified	Helvetica Regular	705 Medium Gray	All Upper Case	1" Height Subsurface Direct Print	CMU Block, Gypsum Laminated over CMU Block, or Gypsum over Metal Stud Wall Types
1	S1-1	STAIR 1	N10B	01-N10B-03	Tamper Resistant Pin Reject Hexalobular Internal Drive System Torx Screw, Counter Sunk in Face of Sign. Sign must be Reinforced with Interior Grade Silicone	1	Center Justified	Helvetica Regular	705 Medium Gray	All Upper Case	5" Height Subsurface Direct Print	CMU Block, Gypsum Laminated over CMU Block, or Gypsum over Metal Stud Wall Types
1	S1-1	STAIR 1	N10B	01-N10B-03	Tamper Resistant Pin Reject Hexalobular Internal Drive System Torx Screw, Counter Sunk in Face of Sign. Sign must be Reinforced with Interior Grade Silicone	EXIT THIS FLOOR	Center Justified	Helvetica Regular	705 Medium Gray	All Upper Case	1" Height Subsurface Direct Print	CMU Block, Gypsum Laminated over CMU Block, or Gypsum over Metal Stud Wall Types
1	S1-1	STAIR 1	N07	01-N07-08	Tamper Resistant Pin Reject Hexalobular Internal Drive System Torx Screw, Counter Sunk in Face of Sign. Sign must be Reinforced with Interior Grade Silicone	EVACUATION PLAN	Left Justified	Helvetica Regular	774 Willow	All Upper Case	3/4" Height Subsurface Direct Print	CMU Block, Gypsum Laminated over CMU Block, or Gypsum over Metal Stud Wall Types
1	S1-1	STAIR 1	N07	01-N07-08	Tamper Resistant Pin Reject Hexalobular Internal Drive System Torx Screw, Counter Sunk in Face of Sign. Sign must be Reinforced with Interior Grade Silicone	N/A	N/A	N/A	N/A	N/A	N/A	8 1/2" X 11" Laser Printed Evacuation Map- Customer to Provide Printing; CMU Block, Gypsum Laminated over CMU Block, or Gypsum over Metal Stud Wall Types
1	S1-1	STAIR 1	X09	01-X09-03	Exterior Grade VHB Tape Reinforced with Exterior Grade Silicone	S1-1	Left Justified	Helvetica Regular	774 Willow	All Upper Case	3/4" Height Exterior Grade Subsurface ADA Raised Copy with Braille	Brick Exterior
1	S1-1	STAIR 1	X09	01-X09-03	Exterior Grade VHB Tape Reinforced with Exterior Grade Silicone	Man on Stair Pictogram	Center Justified	N/A	705 Medium Gray	N/A	Exterior Grade Subsurface ADA Raised Graphic	Pictogram Size Appropriate for 6"H Section of Sign;Brick on Exterior

1	S1-1	STAIR 1	X09	01-X09-03	Exterior Grade VHB Tape Reinforced with Exterior Grade Silicone	STAIR 1	Center Justified	Helvetica Regular	774 Willow	All Upper Case	5/8" Height Exterior Grade Subsurface ADA Raised Copy with Braille	Brick Exterior
1	153	Activity Room	N05A	01-N05A-11	Interior Grade VHB Tape Reinforced with Silicone for Mounting on Glass. Sign should be produced with screw holes in the event it needs to be relocated. Glass Backer Needed.	153	Left Justified	Helvetica Regular	774 Willow	All Upper Case	3/4" Height Subsurface ADA Raised Copy with Braille	Mounting on Glass; Backer Needed.
1	153	Activity Room	N05A	01-N05A-11	Interior Grade VHB Tape Reinforced with Silicone for Mounting on Glass. Sign should be produced with screw holes in the event it needs to be relocated. Glass Backer Needed.	Activity Room	Center Justified	Helvetica Regular	Black Laser Print Copy	Upper/Lower Case	5/8" Height Laser Print	Mounting on Glass; Backer Needed.
1	153A	Recreation Therapy Supplies	N05A	01-N05A-12	Tamper Resistant Pin Reject Hexalobular Internal Drive System Torx Screw, Counter Sunk in Face of Sign. Sign must be Reinforced with Interior Grade Silicone	153A	Left Justified	Helvetica Regular	774 Willow	All Upper Case	3/4" Height Subsurface ADA Raised Copy with Braille	CMU Block, Gypsum Laminated over CMU Block, or Gypsum over Metal Stud Wall Types
1	153A	Recreation Therapy Supplies	N05A	01-N05A-12	Tamper Resistant Pin Reject Hexalobular Internal Drive System Torx Screw, Counter Sunk in Face of Sign. Sign must be Reinforced with Interior Grade Silicone	Recreation Therapy Supplies	Center Justified	Helvetica Regular	Black Laser Print Copy	Upper/Lower Case	5/8" Height Laser Print	CMU Block, Gypsum Laminated over CMU Block, or Gypsum over Metal Stud Wall Types
1	154	RESTROOM	N03A	01-N03A-04	Tamper Resistant Pin Reject Hexalobular Internal Drive System Torx Screw, Counter Sunk in Face of Sign. Sign must be Reinforced with Interior Grade Silicone	154	Left Justified	Helvetica Regular	774 Willow	All Upper Case	3/4" Height Subsurface ADA Raised Copy with Braille	CMU Block, Gypsum Laminated over CMU Block, or Gypsum over Metal Stud Wall Types
1	154	RESTROOM	N03A	01-N03A-04	Tamper Resistant Pin Reject Hexalobular Internal Drive System Torx Screw, Counter Sunk in Face of Sign. Sign must be Reinforced with Interior Grade Silicone	Unisex & Accessible Pictograms	Center Justified	N/A	705 Medium Gray	N/A	Subsurface ADA Raised Graphic	Pictogram Size Appropriate for 6"H Section of Sign; CMU Block, Gypsum Laminated over CMU Block, or Gypsum over Metal Stud Wall Types
1	154	RESTROOM	N03A	01-N03A-04	Tamper Resistant Pin Reject Hexalobular Internal Drive System Torx Screw, Counter Sunk in Face of Sign. Sign must be Reinforced with Interior Grade Silicone	RESTROOM	Center Justified	Helvetica Regular	774 Willow	All Upper Case	5/8" Height Subsurface ADA Raised Copy with Braille	CMU Block, Gypsum Laminated over CMU Block, or Gypsum over Metal Stud Wall Types
1	155	Medical Emergency Cart	N05A	01-N05A-15	Tamper Resistant Pin Reject Hexalobular Internal Drive System Torx Screw, Counter Sunk in Face of Sign. Sign must be Reinforced with Interior Grade Silicone	155	Left Justified	Helvetica Regular	774 Willow	All Upper Case	3/4" Height Subsurface ADA Raised Copy with Braille	CMU Block, Gypsum Laminated over CMU Block, or Gypsum over Metal Stud Wall Types
1	155	Medical Emergency Cart	N05A	01-N05A-15	Tamper Resistant Pin Reject Hexalobular Internal Drive System Torx Screw, Counter Sunk in Face of Sign. Sign must be Reinforced with Interior Grade Silicone	Medical Emergency Cart	Center Justified	Helvetica Regular	Black Laser Print Copy	Upper/Lower Case	5/8" Height Laser Print	CMU Block, Gypsum Laminated over CMU Block, or Gypsum over Metal Stud Wall Types
1	190	Corridor	X02	01-X02-04	Exterior Grade VHB Tape Reinforced with Exterior Grade Silicone	Building 8	Center Justified	Helvetica Regular	705 Medium Gray	Upper/Lower Case	5/8" Height Exterior Grade Subsurface Copy	Brick Exterior
1	157	Activity Room	N05A	01-N05A-13	Tamper Resistant Pin Reject Hexalobular Internal Drive System Torx Screw, Counter Sunk in Face of Sign. Sign must be Reinforced with Interior Grade Silicone	157	Left Justified	Helvetica Regular	774 Willow	All Upper Case	3/4" Height Subsurface ADA Raised Copy with Braille	CMU Block, Gypsum Laminated over CMU Block, or Gypsum over Metal Stud Wall Types
1	157	Activity Room	N05A	01-N05A-13	Tamper Resistant Pin Reject Hexalobular Internal Drive System Torx Screw, Counter Sunk in Face of Sign. Sign must be Reinforced with Interior Grade Silicone	Activity Room	Center Justified	Helvetica Regular	Black Laser Print Copy	Upper/Lower Case	5/8" Height Laser Print	CMU Block, Gypsum Laminated over CMU Block, or Gypsum over Metal Stud Wall Types
1	157A	Recreation Therapy Supplies	N05A	01-N05A-14	Tamper Resistant Pin Reject Hexalobular Internal Drive System Torx Screw, Counter Sunk in Face of Sign. Sign must be Reinforced with Interior Grade Silicone	157A	Left Justified	Helvetica Regular	774 Willow	All Upper Case	3/4" Height Subsurface ADA Raised Copy with Braille	CMU Block, Gypsum Laminated over CMU Block, or Gypsum over Metal Stud Wall Types

1	157A	Recreation Therapy Supplies	N05A	01-N05A-14	Tamper Resistant Pin Reject Hexalobular Internal Drive System Torx Screw, Counter Sunk in Face of Sign. Sign must be Reinforced with Interior Grade Silicone	Recreation Therapy Supplies	Center Justified	Helvetica Regular	Black Laser Print Copy	Upper/Lower Case	5/8" Height Laser Print	CMU Block, Gypsum Laminated over CMU Block, or Gypsum over Metal Stud Wall Types
1	159	Storage	N04A	01-N04A-16	Tamper Resistant Pin Reject Hexalobular Internal Drive System Torx Screw, Counter Sunk in Face of Sign. Sign must be Reinforced with Interior Grade Silicone	159	Left Justified	Helvetica Regular	774 Willow	All Upper Case	3/4" Height Subsurface ADA Raised Copy with Braille	CMU Block, Gypsum Laminated over CMU Block, or Gypsum over Metal Stud Wall Types
1	159	Storage	N04A	01-N04A-16	Tamper Resistant Pin Reject Hexalobular Internal Drive System Torx Screw, Counter Sunk in Face of Sign. Sign must be Reinforced with Interior Grade Silicone	Storage	Center Justified	Helvetica Regular	Black Laser Print Copy	Upper/Lower Case	5/8" Height Laser Print	CMU Block, Gypsum Laminated over CMU Block, or Gypsum over Metal Stud Wall Types
1	159	Storage	N04A	01-N04A-16	Tamper Resistant Pin Reject Hexalobular Internal Drive System Torx Screw, Counter Sunk in Face of Sign. Sign must be Reinforced with Interior Grade Silicone	N/A	N/A	N/A	N/A	N/A	N/A	2" x 9" Blank Insert- Customer to Provide Printing; CMU Block, Gypsum Laminated over CMU Block, or Gypsum over Metal Stud Wall Types
1	161	RESTROOM	N03A	01-N03A-05	Tamper Resistant Pin Reject Hexalobular Internal Drive System Torx Screw, Counter Sunk in Face of Sign. Sign must be Reinforced with Interior Grade Silicone	161	Left Justified	Helvetica Regular	774 Willow	All Upper Case	3/4" Height Subsurface ADA Raised Copy with Braille	CMU Block, Gypsum Laminated over CMU Block, or Gypsum over Metal Stud Wall Types
1	161	RESTROOM	N03A	01-N03A-05	Tamper Resistant Pin Reject Hexalobular Internal Drive System Torx Screw, Counter Sunk in Face of Sign. Sign must be Reinforced with Interior Grade Silicone	Unisex & Accessible Pictograms	Center Justified	N/A	705 Medium Gray	N/A	Subsurface ADA Raised Graphic	Pictogram Size Appropriate for 6"H Section of Sign; CMU Block, Gypsum Laminated over CMU Block, or Gypsum over Metal Stud Wall Types
1	161	RESTROOM	N03A	01-N03A-05	Tamper Resistant Pin Reject Hexalobular Internal Drive System Torx Screw, Counter Sunk in Face of Sign. Sign must be Reinforced with Interior Grade Silicone	RESTROOM	Center Justified	Helvetica Regular	774 Willow	All Upper Case	5/8" Height Subsurface ADA Raised Copy with Braille	CMU Block, Gypsum Laminated over CMU Block, or Gypsum over Metal Stud Wall Types
1	163	RESTROOM	N03A	01-N03A-06	Interior Grade VHB Tape Reinforced with Silicone for Mounting on Door. Sign should be produced with screw holes in the event it needs to be relocated.	163	Left Justified	Helvetica Regular	774 Willow	All Upper Case	3/4" Height Subsurface ADA Raised Copy with Braille	Mounting on Door.
1	163	RESTROOM	N03A	01-N03A-06	Interior Grade VHB Tape Reinforced with Silicone for Mounting on Door. Sign should be produced with screw holes in the event it needs to be relocated.	Unisex & Accessible Pictograms	Center Justified	N/A	705 Medium Gray	N/A	Subsurface ADA Raised Graphic	Pictogram Size Appropriate for 6"H Section of Sign; Mounting on Door.
1	163	RESTROOM	N03A	01-N03A-06	Interior Grade VHB Tape Reinforced with Silicone for Mounting on Door. Sign should be produced with screw holes in the event it needs to be relocated.	RESTROOM	Center Justified	Helvetica Regular	774 Willow	All Upper Case	5/8" Height Subsurface ADA Raised Copy with Braille	Mounting on Door.
1	165	DINING ROOM	N16	01-N16-01	Interior Grade VHB Tape Reinforced with Silicone for Mounting on Glass. Sign should be produced with screw holes in the event it needs to be relocated. Glass Backer Needed.	165	Left Justified	Helvetica Regular	774 Willow	All Upper Case	3/4" Height Subsurface ADA Raised Copy with Braille	Mounting on Glass; Backer Needed.
1	165	DINING ROOM	N16	01-N16-01	Interior Grade VHB Tape Reinforced with Silicone for Mounting on Glass. Sign should be produced with screw holes in the event it needs to be relocated. Glass Backer Needed.	Dining Pictogram	Center Justified	N/A	705 Medium Gray	N/A	Subsurface ADA Raised Graphic	Pictogram Size Appropriate for 6"H Section of Sign; Mounting on Glass; Backer Needed.



1	165	DINING ROOM	N16	01-N16-01	Interior Grade VHB Tape Reinforced with Silicone for Mounting on Glass. Sign should be produced with screw holes in the event it needs to be relocated. Glass Backer Needed.	DINING ROOM	Center Justified	Helvetica Regular	774 Willow	All Upper Case	5/8" Height Subsurface ADA Raised Copy with Braille	Mounting on Glass; Backer Needed.
1	165	DINING ROOM	N16	01-N16-02	Interior Grade VHB Tape Reinforced with Silicone for Mounting on Glass. Sign should be produced with screw holes in the event it needs to be relocated. Glass Backer Needed.	165	Left Justified	Helvetica Regular	774 Willow	All Upper Case	3/4" Height Subsurface ADA Raised Copy with Braille	Mounting on Glass; Backer Needed.
1	165	DINING ROOM	N16	01-N16-02	Interior Grade VHB Tape Reinforced with Silicone for Mounting on Glass. Sign should be produced with screw holes in the event it needs to be relocated. Glass Backer Needed.	Dining Pictogram	Center Justified	N/A	705 Medium Gray	N/A	Subsurface ADA Raised Graphic	Pictogram Size Appropriate for 6"H Section of Sign; Mounting on Glass; Backer Needed.
1	165	DINING ROOM	N16	01-N16-02	Interior Grade VHB Tape Reinforced with Silicone for Mounting on Glass. Sign should be produced with screw holes in the event it needs to be relocated. Glass Backer Needed.	DINING ROOM	Center Justified	Helvetica Regular	774 Willow	All Upper Case	5/8" Height Subsurface ADA Raised Copy with Braille	Mounting on Glass; Backer Needed.
1	165	DINING ROOM	N28	01-N28-01	Tamper Resistant Pin Reject Hexalobular Interl Drive System Torx Screw, Counter Sunk in Face of Sign. Sign must be Reinforced with Interior Grade Silicone	MAXIMUM OCCUPANCY	Left Justified	Helvetica Regular	774 Willow	All Upper Case	3/4" Height Subsurface Direct Print	CMU Block, Gypsum Laminated over CMU Block, or Gypsum over Metal Stud Wall Types
1	165	DINING ROOM	N28	01-N28-01	Tamper Resistant Pin Reject Hexalobular Interl Drive System Torx Screw, Counter Sunk in Face of Sign. Sign must be Reinforced with Interior Grade Silicone	NOT TO EXCEED	Center Justified	Helvetica Regular	705 Medium Gray	All Upper Case	3/4" Height Subsurface Direct Print	CMU Block, Gypsum Laminated over CMU Block, or Gypsum over Metal Stud Wall Types
1	165	DINING ROOM	N28	01-N28-01	Tamper Resistant Pin Reject Hexalobular Interl Drive System Torx Screw, Counter Sunk in Face of Sign. Sign must be Reinforced with Interior Grade Silicone	55	Center Justified	Helvetica Regular	705 Medium Gray	All Upper Case	1" Height Subsurface Direct Print	CMU Block, Gypsum Laminated over CMU Block, or Gypsum over Metal Stud Wall Types
1	165	DINING ROOM	N28	01-N28-01	Tamper Resistant Pin Reject Hexalobular Interl Drive System Torx Screw, Counter Sunk in Face of Sign. Sign must be Reinforced with Interior Grade Silicone	PERSONS	Center Justified	Helvetica Regular	705 Medium Gray	All Upper Case	3/4" Height Subsurface Direct Print	CMU Block, Gypsum Laminated over CMU Block, or Gypsum over Metal Stud Wall Types
1	167	SPECIAL DINING ROOM 1	N16	01-N16-03	Interior Grade VHB Tape Reinforced with Silicone for Mounting on Glass. Sign should be produced with screw holes in the event it needs to be relocated. Glass Backer Needed.	167	Left Justified	Helvetica Regular	774 Willow	All Upper Case	3/4" Height Subsurface ADA Raised Copy with Braille	Mounting on Glass; Backer Needed.
1	167	SPECIAL DINING ROOM 1	N16	01-N16-03	Interior Grade VHB Tape Reinforced with Silicone for Mounting on Glass. Sign should be produced with screw holes in the event it needs to be relocated. Glass Backer Needed.	Dining Pictogram	Center Justified	N/A	705 Medium Gray	N/A	Subsurface ADA Raised Graphic	Pictogram Size Appropriate for 6"H Section of Sign; Mounting on Glass; Backer Needed.
1	167	SPECIAL DINING ROOM 1	N16	01-N16-03	Interior Grade VHB Tape Reinforced with Silicone for Mounting on Glass. Sign should be produced with screw holes in the event it needs to be relocated. Glass Backer Needed.	SPECIAL DINING ROOM 1	Center Justified	Helvetica Regular	774 Willow	All Upper Case	5/8" Height Subsurface ADA Raised Copy with Braille	Mounting on Glass; Backer Needed.

1	167	SPECIAL DINING ROOM 1	N28	01-N28-02	Tamper Resistant Pin Reject Hexalobular Internal Drive System Torx Screw, Counter Sunk in Face of Sign. Sign must be Reinforced with Interior Grade Silicone	MAXIMUM OCCUPANCY	Left Justified	Helvetica Regular	774 Willow	All Upper Case	3/4" Height Subsurface Direct Print	CMU Block, Gypsum Laminated over CMU Block, or Gypsum over Metal Stud Wall Types
1	167	SPECIAL DINING ROOM 1	N28	01-N28-02	Tamper Resistant Pin Reject Hexalobular Internal Drive System Torx Screw, Counter Sunk in Face of Sign. Sign must be Reinforced with Interior Grade Silicone	NOT TO EXCEED	Center Justified	Helvetica Regular	705 Medium Gray	All Upper Case	3/4" Height Subsurface Direct Print	CMU Block, Gypsum Laminated over CMU Block, or Gypsum over Metal Stud Wall Types
1	167	SPECIAL DINING ROOM 1	N28	01-N28-02	Tamper Resistant Pin Reject Hexalobular Internal Drive System Torx Screw, Counter Sunk in Face of Sign. Sign must be Reinforced with Interior Grade Silicone	8	Center Justified	Helvetica Regular	705 Medium Gray	All Upper Case	1" Height Subsurface Direct Print	CMU Block, Gypsum Laminated over CMU Block, or Gypsum over Metal Stud Wall Types
1	167	SPECIAL DINING ROOM 1	N28	01-N28-02	Tamper Resistant Pin Reject Hexalobular Internal Drive System Torx Screw, Counter Sunk in Face of Sign. Sign must be Reinforced with Interior Grade Silicone	PERSONS	Center Justified	Helvetica Regular	705 Medium Gray	All Upper Case	3/4" Height Subsurface Direct Print	CMU Block, Gypsum Laminated over CMU Block, or Gypsum over Metal Stud Wall Types
1	169	SPECIAL DINING ROOM 2	N16	01-N16-04	Tamper Resistant Pin Reject Hexalobular Internal Drive System Torx Screw, Counter Sunk in Face of Sign. Sign must be Reinforced with Interior Grade Silicone	169	Left Justified	Helvetica Regular	774 Willow	All Upper Case	3/4" Height Subsurface ADA Raised Copy with Braille	CMU Block, Gypsum Laminated over CMU Block, or Gypsum over Metal Stud Wall Types
1	169	SPECIAL DINING ROOM 2	N16	01-N16-04	Tamper Resistant Pin Reject Hexalobular Internal Drive System Torx Screw, Counter Sunk in Face of Sign. Sign must be Reinforced with Interior Grade Silicone	Dining Pictogram	Center Justified	N/A	705 Medium Gray	N/A	Subsurface ADA Raised Graphic	Pictogram Size Appropriate for 6"H Section of Sign; CMU Block, Gypsum Laminated over CMU Block, or Gypsum over Metal Stud Wall Types
1	169	SPECIAL DINING ROOM 2	N16	01-N16-04	Tamper Resistant Pin Reject Hexalobular Internal Drive System Torx Screw, Counter Sunk in Face of Sign. Sign must be Reinforced with Interior Grade Silicone	SPECIAL DINING ROOM 2	Center Justified	Helvetica Regular	774 Willow	All Upper Case	5/8" Height Subsurface ADA Raised Copy with Braille	CMU Block, Gypsum Laminated over CMU Block, or Gypsum over Metal Stud Wall Types
1	169	SPECIAL DINING ROOM 2	N28	01-N28-03	Tamper Resistant Pin Reject Hexalobular Internal Drive System Torx Screw, Counter Sunk in Face of Sign. Sign must be Reinforced with Interior Grade Silicone	MAXIMUM OCCUPANCY	Left Justified	Helvetica Regular	774 Willow	All Upper Case	3/4" Height Subsurface Direct Print	CMU Block, Gypsum Laminated over CMU Block, or Gypsum over Metal Stud Wall Types
1	169	SPECIAL DINING ROOM 2	N28	01-N28-03	Tamper Resistant Pin Reject Hexalobular Internal Drive System Torx Screw, Counter Sunk in Face of Sign. Sign must be Reinforced with Interior Grade Silicone	NOT TO EXCEED	Center Justified	Helvetica Regular	705 Medium Gray	All Upper Case	3/4" Height Subsurface Direct Print	CMU Block, Gypsum Laminated over CMU Block, or Gypsum over Metal Stud Wall Types
1	169	SPECIAL DINING ROOM 2	N28	01-N28-03	Tamper Resistant Pin Reject Hexalobular Internal Drive System Torx Screw, Counter Sunk in Face of Sign. Sign must be Reinforced with Interior Grade Silicone	8	Center Justified	Helvetica Regular	705 Medium Gray	All Upper Case	1" Height Subsurface Direct Print	CMU Block, Gypsum Laminated over CMU Block, or Gypsum over Metal Stud Wall Types
1	169	SPECIAL DINING ROOM 2	N28	01-N28-03	Tamper Resistant Pin Reject Hexalobular Internal Drive System Torx Screw, Counter Sunk in Face of Sign. Sign must be Reinforced with Interior Grade Silicone	PERSONS	Center Justified	Helvetica Regular	705 Medium Gray	All Upper Case	3/4" Height Subsurface Direct Print	CMU Block, Gypsum Laminated over CMU Block, or Gypsum over Metal Stud Wall Types
1	186	DINING FACILITIES	N16	01-N16-05	Tamper Resistant Pin Reject Hexalobular Internal Drive System Torx Screw, Counter Sunk in Face of Sign. Sign must be Reinforced with Interior Grade Silicone	186	Left Justified	Helvetica Regular	774 Willow	All Upper Case	3/4" Height Subsurface ADA Raised Copy with Braille	CMU Block, Gypsum Laminated over CMU Block, or Gypsum over Metal Stud Wall Types
1	186	DINING FACILITIES	N16	01-N16-05	Tamper Resistant Pin Reject Hexalobular Internal Drive System Torx Screw, Counter Sunk in Face of Sign. Sign must be Reinforced with Interior Grade Silicone	Dining Pictogram	Center Justified	N/A	705 Medium Gray	N/A	Subsurface ADA Raised Graphic	Pictogram Size Appropriate for 6"H Section of Sign; CMU Block, Gypsum Laminated over CMU Block, or Gypsum over Metal Stud Wall Types

1	186	DINING FACILITIES	N16	01-N16-05	Tamper Resistant Pin Reject Hexalobular Internal Drive System Torx Screw, Counter Sunk in Face of Sign. Sign must be Reinforced with Interior Grade Silicone	DINING FACILITIES	Center Justified	Helvetica Regular	774 Willow	All Upper Case	5/8" Height Subsurface ADA Raised Copy with Braille	CMU Block, Gypsum Laminated over CMU Block, or Gypsum over Metal Stud Wall Types
1	187A	Vestibule	N07	01-N07-09	Tamper Resistant Pin Reject Hexalobular Internal Drive System Torx Screw, Counter Sunk in Face of Sign. Sign must be Reinforced with Interior Grade Silicone	EVACUATION PLAN	Left Justified	Helvetica Regular	774 Willow	All Upper Case	3/4" Height Subsurface Direct Print	CMU Block, Gypsum Laminated over CMU Block, or Gypsum over Metal Stud Wall Types
1	187A	Vestibule	N07	01-N07-09	Tamper Resistant Pin Reject Hexalobular Internal Drive System Torx Screw, Counter Sunk in Face of Sign. Sign must be Reinforced with Interior Grade Silicone	N/A	N/A	N/A	N/A	N/A	N/A	8 1/2" X 11" Laser Printed Evacuation Map- Customer to Provide Printing; CMU Block, Gypsum Laminated over CMU Block, or Gypsum over Metal Stud Wall Types
1	187A	Vestibule	N11A	01-N11A-03	Tamper Resistant Pin Reject Hexalobular Internal Drive System Torx Screw, Counter Sunk in Face of Sign. Sign must be Reinforced with Interior Grade Silicone	Building 1	Center Justified	Helvetica Regular	705 Medium Gray	Upper/Lower Case	5/8" Height Subsurface Direct Print	CMU Block, Gypsum Laminated over CMU Block, or Gypsum over Metal Stud Wall Types
1	187A	Vestibule	N11A	01-N11A-03	Tamper Resistant Pin Reject Hexalobular Internal Drive System Torx Screw, Counter Sunk in Face of Sign. Sign must be Reinforced with Interior Grade Silicone	↑	Center Justified	N/A	705 Medium Gray	N/A	Subsurface Direct Print Graphic	CMU Block, Gypsum Laminated over CMU Block, or Gypsum over Metal Stud Wall Types
1	187A	Vestibule	N11A	01-N11A-04	Tamper Resistant Pin Reject Hexalobular Internal Drive System Torx Screw, Counter Sunk in Face of Sign. Sign must be Reinforced with Interior Grade Silicone	Building 1	Center Justified	Helvetica Regular	705 Medium Gray	Upper/Lower Case	5/8" Height Subsurface Direct Print	CMU Block, Gypsum Laminated over CMU Block, or Gypsum over Metal Stud Wall Types
1	187A	Vestibule	N11A	01-N11A-04	Tamper Resistant Pin Reject Hexalobular Internal Drive System Torx Screw, Counter Sunk in Face of Sign. Sign must be Reinforced with Interior Grade Silicone	←	Center Justified	N/A	705 Medium Gray	N/A	Subsurface Direct Print Graphic	CMU Block, Gypsum Laminated over CMU Block, or Gypsum over Metal Stud Wall Types
1	S3-1	STAIR 3	N10B	01-N10B-04	Tamper Resistant Pin Reject Hexalobular Internal Drive System Torx Screw, Counter Sunk in Face of Sign. Sign must be Reinforced with Interior Grade Silicone	STAIR 3	Left Justified	Helvetica Regular	774 Willow	All Upper Case	1.5" Height Subsurface Direct Print	CMU Block, Gypsum Laminated over CMU Block, or Gypsum over Metal Stud Wall Types
1	S3-1	STAIR 3	N10B	01-N10B-04	Tamper Resistant Pin Reject Hexalobular Internal Drive System Torx Screw, Counter Sunk in Face of Sign. Sign must be Reinforced with Interior Grade Silicone	1 THROUGH 3	Center Justified	Helvetica Regular	705 Medium Gray	All Upper Case	1" Height Subsurface Direct Print	CMU Block, Gypsum Laminated over CMU Block, or Gypsum over Metal Stud Wall Types
1	S3-1	STAIR 3	N10B	01-N10B-04	Tamper Resistant Pin Reject Hexalobular Internal Drive System Torx Screw, Counter Sunk in Face of Sign. Sign must be Reinforced with Interior Grade Silicone	NO ROOF ACCESS	Center Justified	Helvetica Regular	705 Medium Gray	All Upper Case	1" Height Subsurface Direct Print	CMU Block, Gypsum Laminated over CMU Block, or Gypsum over Metal Stud Wall Types
1	S3-1	STAIR 3	N10B	01-N10B-04	Tamper Resistant Pin Reject Hexalobular Internal Drive System Torx Screw, Counter Sunk in Face of Sign. Sign must be Reinforced with Interior Grade Silicone	NO STANDPIPE	Center Justified	Helvetica Regular	705 Medium Gray	All Upper Case	1" Height Subsurface Direct Print	CMU Block, Gypsum Laminated over CMU Block, or Gypsum over Metal Stud Wall Types
1	S3-1	STAIR 3	N10B	01-N10B-04	Tamper Resistant Pin Reject Hexalobular Internal Drive System Torx Screw, Counter Sunk in Face of Sign. Sign must be Reinforced with Interior Grade Silicone	LEVEL	Center Justified	Helvetica Regular	705 Medium Gray	All Upper Case	1" Height Subsurface Direct Print	CMU Block, Gypsum Laminated over CMU Block, or Gypsum over Metal Stud Wall Types
1	S3-1	STAIR 3	N10B	01-N10B-04	Tamper Resistant Pin Reject Hexalobular Internal Drive System Torx Screw, Counter Sunk in Face of Sign. Sign must be Reinforced with Interior Grade Silicone	1	Center Justified	Helvetica Regular	705 Medium Gray	All Upper Case	5" Height Subsurface Direct Print	CMU Block, Gypsum Laminated over CMU Block, or Gypsum over Metal Stud Wall Types

1	S3-1	STAIR 3	N10B	01-N10B-04	Tamper Resistant Pin Reject Hexalobular Internal Drive System Torx Screw, Counter Sunk in Face of Sign. Sign must be Reinforced with Interior Grade Silicone	EXIT TO EXTERIOR ONLY THIS FLOOR	Center Justified	Helvetica Regular	705 Medium Gray	All Upper Case	1" Height Subsurface Direct Print	CMU Block, Gypsum Laminated over CMU Block, or Gypsum over Metal Stud Wall Types
1	S3-1	STAIR 3	N10B	01-N10B-04	Tamper Resistant Pin Reject Hexalobular Internal Drive System Torx Screw, Counter Sunk in Face of Sign. Sign must be Reinforced with Interior Grade Silicone	NO INTERIOR ACCESS THIS FLOOR	Center Justified	Helvetica Regular	705 Medium Gray	All Upper Case	1" Height Subsurface Direct Print	CMU Block, Gypsum Laminated over CMU Block, or Gypsum over Metal Stud Wall Types
1	S3-1	STAIR 3	N34	01-N34-04	Tamper Resistant Pin Reject Hexalobular Internal Drive System Torx Screw, Counter Sunk in Face of Sign. Sign must be Reinforced with Interior Grade Silicone	STAIR 3	Left Justified	Helvetica Regular	774 Willow	All Upper Case	1.5" Height Subsurface ADA Raised Copy with Braille	CMU Block, Gypsum Laminated over CMU Block, or Gypsum over Metal Stud Wall Types
1	S3-1	STAIR 3	N34	01-N34-04	Tamper Resistant Pin Reject Hexalobular Internal Drive System Torx Screw, Counter Sunk in Face of Sign. Sign must be Reinforced with Interior Grade Silicone	LEVEL	Center Justified	Helvetica Regular	705 Medium Gray	All Upper Case	1" Height Subsurface ADA Raised Copy with Braille	CMU Block, Gypsum Laminated over CMU Block, or Gypsum over Metal Stud Wall Types
1	S3-1	STAIR 3	N34	01-N34-04	Tamper Resistant Pin Reject Hexalobular Internal Drive System Torx Screw, Counter Sunk in Face of Sign. Sign must be Reinforced with Interior Grade Silicone	1	Center Justified	Helvetica Regular	705 Medium Gray	All Upper Case	5" Height Subsurface ADA Raised Copy with Braille	CMU Block, Gypsum Laminated over CMU Block, or Gypsum over Metal Stud Wall Types
1	S3-1	Stair 3	N07	01-N07-10	Tamper Resistant Pin Reject Hexalobular Internal Drive System Torx Screw, Counter Sunk in Face of Sign. Sign must be Reinforced with Interior Grade Silicone	EVACUATION PLAN	Left Justified	Helvetica Regular	774 Willow	All Upper Case	3/4" Height Subsurface Direct Print	CMU Block, Gypsum Laminated over CMU Block, or Gypsum over Metal Stud Wall Types
1	S3-1	Stair 3	N07	01-N07-10	Tamper Resistant Pin Reject Hexalobular Internal Drive System Torx Screw, Counter Sunk in Face of Sign. Sign must be Reinforced with Interior Grade Silicone	N/A	N/A	N/A	N/A	N/A	N/A	8 1/2" X 11" Laser Printed Evacuation Map- Customer to Provide Printing; CMU Block, Gypsum Laminated over CMU Block, or Gypsum over Metal Stud Wall Types
1	S3-1	STAIR 3	X09	01-X09-04	Exterior Grade VHB Tape Reinforced with Exterior Grade Silicone	S3-1	Left Justified	Helvetica Regular	774 Willow	All Upper Case	3/4" Height Exterior Grade Subsurface ADA Raised Copy with Braille	Brick Exterior
1	S3-1	STAIR 3	X09	01-X09-04	Exterior Grade VHB Tape Reinforced with Exterior Grade Silicone	Man on Stair Pictogram	Center Justified	N/A	705 Medium Gray	N/A	Exterior Grade Subsurface ADA Raised Graphic	Pictogram Size Appropriate for 6"H Section of Sign;Brick on Exterior
1	S3-1	STAIR 3	X09	01-X09-04	Exterior Grade VHB Tape Reinforced with Exterior Grade Silicone	STAIR 3	Center Justified	Helvetica Regular	774 Willow	All Upper Case	5/8" Height Exterior Grade Subsurface ADA Raised Copy with Braille	Brick Exterior
2	S5-2	STAIR 5	N09	02-N09-01	Tamper Resistant Pin Reject Hexalobular Internal Drive System Torx Screw, Counter Sunk in Face of Sign. Sign must be Reinforced with Interior Grade Silicone	S5-2	Left Justified	Helvetica Regular	774 Willow	All Upper Case	3/4" Height Subsurface ADA Raised Copy with Braille	CMU Block, Gypsum Laminated over CMU Block, or Gypsum over Metal Stud Wall Types
2	S5-2	STAIR 5	N09	02-N09-01	Tamper Resistant Pin Reject Hexalobular Internal Drive System Torx Screw, Counter Sunk in Face of Sign. Sign must be Reinforced with Interior Grade Silicone	Man on Stair Pictogram	Center Justified	N/A	705 Medium Gray	N/A	Subsurface ADA Raised Graphic	Pictogram Size Appropriate for 6"H Section of Sign; CMU Block, Gypsum Laminated over CMU Block, or Gypsum over Metal Stud Wall Types
2	S5-2	STAIR 5	N09	02-N09-01	Tamper Resistant Pin Reject Hexalobular Internal Drive System Torx Screw, Counter Sunk in Face of Sign. Sign must be Reinforced with Interior Grade Silicone	STAIR 5	Center Justified	Helvetica Regular	774 Willow	All Upper Case	5/8" Height Subsurface ADA Raised Copy with Braille	CMU Block, Gypsum Laminated over CMU Block, or Gypsum over Metal Stud Wall Types

2	S5-2	STAIR 5	N10B	02-N10B-01	Tamper Resistant Pin Reject Hexalobular Internal Drive System Torx Screw, Counter Sunk in Face of Sign. Sign must be Reinforced with Interior Grade Silicone	STAIR 5	Left Justified	Helvetica Regular	774 Willow	All Upper Case	1.5" Height Subsurface Direct Print	CMU Block, Gypsum Laminated over CMU Block, or Gypsum over Metal Stud Wall Types
2	S5-2	STAIR 5	N10B	02-N10B-01	Tamper Resistant Pin Reject Hexalobular Internal Drive System Torx Screw, Counter Sunk in Face of Sign. Sign must be Reinforced with Interior Grade Silicone	1 THROUGH 3	Center Justified	Helvetica Regular	705 Medium Gray	All Upper Case	1" Height Subsurface Direct Print	CMU Block, Gypsum Laminated over CMU Block, or Gypsum over Metal Stud Wall Types
2	S5-2	STAIR 5	N10B	02-N10B-01	Tamper Resistant Pin Reject Hexalobular Internal Drive System Torx Screw, Counter Sunk in Face of Sign. Sign must be Reinforced with Interior Grade Silicone	NO ROOF ACCESS	Center Justified	Helvetica Regular	705 Medium Gray	All Upper Case	1" Height Subsurface Direct Print	CMU Block, Gypsum Laminated over CMU Block, or Gypsum over Metal Stud Wall Types
2	S5-2	STAIR 5	N10B	02-N10B-01	Tamper Resistant Pin Reject Hexalobular Internal Drive System Torx Screw, Counter Sunk in Face of Sign. Sign must be Reinforced with Interior Grade Silicone	NO STANDPIPE	Center Justified	Helvetica Regular	705 Medium Gray	All Upper Case	1" Height Subsurface Direct Print	CMU Block, Gypsum Laminated over CMU Block, or Gypsum over Metal Stud Wall Types
2	S5-2	STAIR 5	N10B	02-N10B-01	Tamper Resistant Pin Reject Hexalobular Internal Drive System Torx Screw, Counter Sunk in Face of Sign. Sign must be Reinforced with Interior Grade Silicone	ACCESS TO COMMUNICATIONS DUCT BELOW FLOOR 1 BY AUTHORIZED PERSONS ONLY	Center Justified	Helvetica Regular	705 Medium Gray	All Upper Case	1" Height Subsurface Direct Print	CMU Block, Gypsum Laminated over CMU Block, or Gypsum over Metal Stud Wall Types
2	S5-2	STAIR 5	N10B	02-N10B-01	Tamper Resistant Pin Reject Hexalobular Internal Drive System Torx Screw, Counter Sunk in Face of Sign. Sign must be Reinforced with Interior Grade Silicone	LEVEL	Center Justified	Helvetica Regular	705 Medium Gray	All Upper Case	1" Height Subsurface Direct Print	CMU Block, Gypsum Laminated over CMU Block, or Gypsum over Metal Stud Wall Types
2	S5-2	STAIR 5	N10B	02-N10B-01	Tamper Resistant Pin Reject Hexalobular Internal Drive System Torx Screw, Counter Sunk in Face of Sign. Sign must be Reinforced with Interior Grade Silicone	2	Center Justified	Helvetica Regular	705 Medium Gray	All Upper Case	5" Height Subsurface Direct Print	CMU Block, Gypsum Laminated over CMU Block, or Gypsum over Metal Stud Wall Types
2	S5-2	STAIR 5	N10B	02-N10B-01	Tamper Resistant Pin Reject Hexalobular Internal Drive System Torx Screw, Counter Sunk in Face of Sign. Sign must be Reinforced with Interior Grade Silicone	EXIT DOWN AT FLOOR 1	Center Justified	Helvetica Regular	705 Medium Gray	All Upper Case	1" Height Subsurface Direct Print	CMU Block, Gypsum Laminated over CMU Block, or Gypsum over Metal Stud Wall Types
2	S5-2	STAIR 5	N10B	02-N10B-01	Tamper Resistant Pin Reject Hexalobular Internal Drive System Torx Screw, Counter Sunk in Face of Sign. Sign must be Reinforced with Interior Grade Silicone	↓	Locate Left Side of Exit Information	N/A	705 Medium Gray	N/A	Subsurface Direct Print	CMU Block, Gypsum Laminated over CMU Block, or Gypsum over Metal Stud Wall Types
2	S5-2	STAIR 5	N34	02-N34-01	Tamper Resistant Pin Reject Hexalobular Internal Drive System Torx Screw, Counter Sunk in Face of Sign. Sign must be Reinforced with Interior Grade Silicone	STAIR 5	Left Justified	Helvetica Regular	774 Willow	All Upper Case	1.5" Height Subsurface ADA Raised Copy with Braille	CMU Block, Gypsum Laminated over CMU Block, or Gypsum over Metal Stud Wall Types
2	S5-2	STAIR 5	N34	02-N34-01	Tamper Resistant Pin Reject Hexalobular Internal Drive System Torx Screw, Counter Sunk in Face of Sign. Sign must be Reinforced with Interior Grade Silicone	LEVEL	Center Justified	Helvetica Regular	705 Medium Gray	All Upper Case	1" Height Subsurface ADA Raised Copy with Braille	CMU Block, Gypsum Laminated over CMU Block, or Gypsum over Metal Stud Wall Types
2	S5-2	STAIR 5	N34	02-N34-01	Tamper Resistant Pin Reject Hexalobular Internal Drive System Torx Screw, Counter Sunk in Face of Sign. Sign must be Reinforced with Interior Grade Silicone	2	Center Justified	Helvetica Regular	705 Medium Gray	All Upper Case	5" Height Subsurface ADA Raised Copy with Braille	CMU Block, Gypsum Laminated over CMU Block, or Gypsum over Metal Stud Wall Types
2	S5-2	STAIR 5	N13	02-N13-01	Tamper Resistant Pin Reject Hexalobular Internal Drive System Torx Screw, Counter Sunk in Face of Sign. Sign must be Reinforced with Interior Grade Silicone	Accessible Pictogram	Center Justified	N/A	705 Medium Gray	N/A	Subsurface ADA Raised Graphic	Pictogram Size Appropriate for 6"H Section of Sign; CMU Block, Gypsum Laminated over CMU Block, or Gypsum over Metal Stud Wall Types
2	S5-2	STAIR 5	N13	02-N13-01	Tamper Resistant Pin Reject Hexalobular Internal Drive System Torx Screw, Counter Sunk in Face of Sign. Sign must be Reinforced with Interior Grade Silicone	AREA OF REFUGE	Center Justified	Helvetica Regular	774 Willow	All Upper Case	5/8" Height Subsurface ADA Raised Copy with Braille	CMU Block, Gypsum Laminated over CMU Block, or Gypsum over Metal Stud Wall Types

2	S5-2	STAIR 5	N13	02-N13-02	Tamper Resistant Pin Reject Hexalobular Internal Drive System Torx Screw, Counter Sunk in Face of Sign. Sign must be Reinforced with Interior Grade Silicone	Accessible Pictogram	Center Justified	N/A	705 Medium Gray	N/A	Subsurface ADA Raised Graphic	Pictogram Size Appropriate for 6"H Section of Sign; CMU Block, Gypsum Laminated over CMU Block, or Gypsum over Metal Stud Wall Types
2	S5-2	STAIR 5	N13	02-N13-02	Tamper Resistant Pin Reject Hexalobular Internal Drive System Torx Screw, Counter Sunk in Face of Sign. Sign must be Reinforced with Interior Grade Silicone	AREA OF REFUGE	Center Justified	Helvetica Regular	774 Willow	All Upper Case	5/8" Height Subsurface ADA Raised Copy with Braille	CMU Block, Gypsum Laminated over CMU Block, or Gypsum over Metal Stud Wall Types
2	200	Bedroom	N18	02-N18-01	Tamper Resistant Pin Reject Hexalobular Internal Drive System Torx Screw, Counter Sunk in Face of Sign. Sign must be Reinforced with Interior Grade Silicone	200	Left Justified	Helvetica Regular	774 Willow	All Upper Case	3/4" Height Subsurface ADA Raised Copy with Braille	CMU Block, Gypsum Laminated over CMU Block, or Gypsum over Metal Stud Wall Types
2	200	Bedroom	N18	02-N18-01	Tamper Resistant Pin Reject Hexalobular Internal Drive System Torx Screw, Counter Sunk in Face of Sign. Sign must be Reinforced with Interior Grade Silicone	Bedroom	Center Justified	Helvetica Regular	Black Laser Print Copy	Upper/Lower Case	5/8" Height Laser Print	CMU Block, Gypsum Laminated over CMU Block, or Gypsum over Metal Stud Wall Types
2	200	Bedroom	N18	02-N18-01	Tamper Resistant Pin Reject Hexalobular Internal Drive System Torx Screw, Counter Sunk in Face of Sign. Sign must be Reinforced with Interior Grade Silicone	N/A	N/A	N/A	N/A	N/A	N/A	2" x 9" Blank Insert- Customer to Provide Printing; CMU Block, Gypsum Laminated over CMU Block, or Gypsum over Metal Stud Wall Types
2	200	Bedroom	N18	02-N18-01	Tamper Resistant Pin Reject Hexalobular Internal Drive System Torx Screw, Counter Sunk in Face of Sign. Sign must be Reinforced with Interior Grade Silicone	N/A	N/A	N/A	N/A	N/A	N/A	2" x 9" Blank Insert- Customer to Provide Printing; CMU Block, Gypsum Laminated over CMU Block, or Gypsum over Metal Stud Wall Types
2	201	Bedroom	N18	02-N18-02	Tamper Resistant Pin Reject Hexalobular Internal Drive System Torx Screw, Counter Sunk in Face of Sign. Sign must be Reinforced with Interior Grade Silicone	201	Left Justified	Helvetica Regular	774 Willow	All Upper Case	3/4" Height Subsurface ADA Raised Copy with Braille	CMU Block, Gypsum Laminated over CMU Block, or Gypsum over Metal Stud Wall Types
2	201	Bedroom	N18	02-N18-02	Tamper Resistant Pin Reject Hexalobular Internal Drive System Torx Screw, Counter Sunk in Face of Sign. Sign must be Reinforced with Interior Grade Silicone	Bedroom	Center Justified	Helvetica Regular	Black Laser Print Copy	Upper/Lower Case	5/8" Height Laser Print	CMU Block, Gypsum Laminated over CMU Block, or Gypsum over Metal Stud Wall Types
2	201	Bedroom	N18	02-N18-02	Tamper Resistant Pin Reject Hexalobular Internal Drive System Torx Screw, Counter Sunk in Face of Sign. Sign must be Reinforced with Interior Grade Silicone	N/A	N/A	N/A	N/A	N/A	N/A	2" x 9" Blank Insert- Customer to Provide Printing; CMU Block, Gypsum Laminated over CMU Block, or Gypsum over Metal Stud Wall Types
2	201	Bedroom	N18	02-N18-02	Tamper Resistant Pin Reject Hexalobular Internal Drive System Torx Screw, Counter Sunk in Face of Sign. Sign must be Reinforced with Interior Grade Silicone	N/A	N/A	N/A	N/A	N/A	N/A	2" x 9" Blank Insert- Customer to Provide Printing; CMU Block, Gypsum Laminated over CMU Block, or Gypsum over Metal Stud Wall Types
2	202	RESTROOM/SHOWER	N32B	02-N32B-01	Tamper Resistant Pin Reject Hexalobular Internal Drive System Torx Screw, Counter Sunk in Face of Sign. Sign must be Reinforced with Interior Grade Silicone	202	Left Justified	Helvetica Regular	774 Willow	All Upper Case	3/4" Height Subsurface ADA Raised Copy with Braille	CMU Block, Gypsum Laminated over CMU Block, or Gypsum over Metal Stud Wall Types
2	202	RESTROOM/SHOWER	N32B	02-N32B-01	Tamper Resistant Pin Reject Hexalobular Internal Drive System Torx Screw, Counter Sunk in Face of Sign. Sign must be Reinforced with Interior Grade Silicone	Shower Pictogram	Center Justified	N/A	705 Medium Gray	N/A	Subsurface ADA Raised Graphic	Pictogram Size Appropriate for 6"H Section of Sign; CMU Block, Gypsum Laminated over CMU Block, or Gypsum over Metal Stud Wall Types

2	202	RESTROOM/SHOWER	N32B	02-N32B-01	Tamper Resistant Pin Reject Hexalobular Internal Drive System Torx Screw, Counter Sunk in Face of Sign. Sign must be Reinforced with Interior Grade Silicone	RESTROOM/SHOWER	Center Justified	Helvetica Regular	774 Willow	All Upper Case	5/8" Height Subsurface ADA Raised Copy with Braille	CMU Block, Gypsum Laminated over CMU Block, or Gypsum over Metal Stud Wall Types
2	203	RESTROOM/SHOWER	N32B	02-N32B-02	Tamper Resistant Pin Reject Hexalobular Internal Drive System Torx Screw, Counter Sunk in Face of Sign. Sign must be Reinforced with Interior Grade Silicone	203	Left Justified	Helvetica Regular	774 Willow	All Upper Case	3/4" Height Subsurface ADA Raised Copy with Braille	CMU Block, Gypsum Laminated over CMU Block, or Gypsum over Metal Stud Wall Types
2	203	RESTROOM/SHOWER	N32B	02-N32B-02	Tamper Resistant Pin Reject Hexalobular Internal Drive System Torx Screw, Counter Sunk in Face of Sign. Sign must be Reinforced with Interior Grade Silicone	Shower Pictogram	Center Justified	N/A	705 Medium Gray	N/A	Subsurface ADA Raised Graphic	Pictogram Size Appropriate for 6"H Section of Sign; CMU Block, Gypsum Laminated over CMU Block, or Gypsum over Metal Stud Wall Types
2	203	RESTROOM/SHOWER	N32B	02-N32B-02	Tamper Resistant Pin Reject Hexalobular Internal Drive System Torx Screw, Counter Sunk in Face of Sign. Sign must be Reinforced with Interior Grade Silicone	RESTROOM/SHOWER	Center Justified	Helvetica Regular	774 Willow	All Upper Case	5/8" Height Subsurface ADA Raised Copy with Braille	CMU Block, Gypsum Laminated over CMU Block, or Gypsum over Metal Stud Wall Types
2	204	Bedroom	N18	02-N18-03	Tamper Resistant Pin Reject Hexalobular Internal Drive System Torx Screw, Counter Sunk in Face of Sign. Sign must be Reinforced with Interior Grade Silicone	204	Left Justified	Helvetica Regular	774 Willow	All Upper Case	3/4" Height Subsurface ADA Raised Copy with Braille	CMU Block, Gypsum Laminated over CMU Block, or Gypsum over Metal Stud Wall Types
2	204	Bedroom	N18	02-N18-03	Tamper Resistant Pin Reject Hexalobular Internal Drive System Torx Screw, Counter Sunk in Face of Sign. Sign must be Reinforced with Interior Grade Silicone	Bedroom	Center Justified	Helvetica Regular	Black Laser Print Copy	Upper/Lower Case	5/8" Height Laser Print	CMU Block, Gypsum Laminated over CMU Block, or Gypsum over Metal Stud Wall Types
2	204	Bedroom	N18	02-N18-03	Tamper Resistant Pin Reject Hexalobular Internal Drive System Torx Screw, Counter Sunk in Face of Sign. Sign must be Reinforced with Interior Grade Silicone	N/A	N/A	N/A	N/A	N/A	N/A	2" x 9" Blank Insert- Customer to Provide Printing; CMU Block, Gypsum Laminated over CMU Block, or Gypsum over Metal Stud Wall Types
2	204	Bedroom	N18	02-N18-03	Tamper Resistant Pin Reject Hexalobular Internal Drive System Torx Screw, Counter Sunk in Face of Sign. Sign must be Reinforced with Interior Grade Silicone	N/A	N/A	N/A	N/A	N/A	N/A	2" x 9" Blank Insert- Customer to Provide Printing; CMU Block, Gypsum Laminated over CMU Block, or Gypsum over Metal Stud Wall Types
2	205	Bedroom	N18	02-N18-04	Tamper Resistant Pin Reject Hexalobular Internal Drive System Torx Screw, Counter Sunk in Face of Sign. Sign must be Reinforced with Interior Grade Silicone	205	Left Justified	Helvetica Regular	774 Willow	All Upper Case	3/4" Height Subsurface ADA Raised Copy with Braille	CMU Block, Gypsum Laminated over CMU Block, or Gypsum over Metal Stud Wall Types
2	205	Bedroom	N18	02-N18-04	Tamper Resistant Pin Reject Hexalobular Internal Drive System Torx Screw, Counter Sunk in Face of Sign. Sign must be Reinforced with Interior Grade Silicone	Bedroom	Center Justified	Helvetica Regular	Black Laser Print Copy	Upper/Lower Case	5/8" Height Laser Print	CMU Block, Gypsum Laminated over CMU Block, or Gypsum over Metal Stud Wall Types
2	205	Bedroom	N18	02-N18-04	Tamper Resistant Pin Reject Hexalobular Internal Drive System Torx Screw, Counter Sunk in Face of Sign. Sign must be Reinforced with Interior Grade Silicone	N/A	N/A	N/A	N/A	N/A	N/A	2" x 9" Blank Insert- Customer to Provide Printing; CMU Block, Gypsum Laminated over CMU Block, or Gypsum over Metal Stud Wall Types
2	205	Bedroom	N18	02-N18-04	Tamper Resistant Pin Reject Hexalobular Internal Drive System Torx Screw, Counter Sunk in Face of Sign. Sign must be Reinforced with Interior Grade Silicone	N/A	N/A	N/A	N/A	N/A	N/A	2" x 9" Blank Insert- Customer to Provide Printing; CMU Block, Gypsum Laminated over CMU Block, or Gypsum over Metal Stud Wall Types
2	206	Bedroom	N04A	02-N04A-01	Tamper Resistant Pin Reject Hexalobular Internal Drive System Torx Screw, Counter Sunk in Face of Sign. Sign must be Reinforced with Interior Grade Silicone	206	Left Justified	Helvetica Regular	774 Willow	All Upper Case	3/4" Height Subsurface ADA Raised Copy with Braille	CMU Block, Gypsum Laminated over CMU Block, or Gypsum over Metal Stud Wall Types

2	206	Bedroom	N04A	02-N04A-01	Tamper Resistant Pin Reject Hexalobular Interl Drive System Torx Screw, Counter Sunk in Face of Sign. Sign must be Reinforced with Interior Grade Silicone	Bedroom	Center Justified	Helvetica Regular	Black Laser Print Copy	Upper/Lower Case	5/8" Height Laser Print	CMU Block, Gypsum Laminated over CMU Block, or Gypsum over Metal Stud Wall Types
2	206	Bedroom	N04A	02-N04A-01	Tamper Resistant Pin Reject Hexalobular Interl Drive System Torx Screw, Counter Sunk in Face of Sign. Sign must be Reinforced with Interior Grade Silicone	N/A	N/A	N/A	N/A	N/A	N/A	2" x 9" Blank Insert- Customer to Provide Printing; CMU Block, Gypsum Laminated over CMU Block, or Gypsum over Metal Stud Wall Types
2	207	Bedroom	N04A	02-N04A-02	Tamper Resistant Pin Reject Hexalobular Interl Drive System Torx Screw, Counter Sunk in Face of Sign. Sign must be Reinforced with Interior Grade Silicone	207	Left Justified	Helvetica Regular	774 Willow	All Upper Case	3/4" Height Subsurface ADA Raised Copy with Braille	CMU Block, Gypsum Laminated over CMU Block, or Gypsum over Metal Stud Wall Types
2	207	Bedroom	N04A	02-N04A-02	Tamper Resistant Pin Reject Hexalobular Interl Drive System Torx Screw, Counter Sunk in Face of Sign. Sign must be Reinforced with Interior Grade Silicone	Bedroom	Center Justified	Helvetica Regular	Black Laser Print Copy	Upper/Lower Case	5/8" Height Laser Print	CMU Block, Gypsum Laminated over CMU Block, or Gypsum over Metal Stud Wall Types
2	207	Bedroom	N04A	02-N04A-02	Tamper Resistant Pin Reject Hexalobular Interl Drive System Torx Screw, Counter Sunk in Face of Sign. Sign must be Reinforced with Interior Grade Silicone	N/A	N/A	N/A	N/A	N/A	N/A	2" x 9" Blank Insert- Customer to Provide Printing; CMU Block, Gypsum Laminated over CMU Block, or Gypsum over Metal Stud Wall Types
2	297	Corridor	N07	02-N07-01	Tamper Resistant Pin Reject Hexalobular Interl Drive System Torx Screw, Counter Sunk in Face of Sign. Sign must be Reinforced with Interior Grade Silicone	EVACUATION PLAN	Left Justified	Helvetica Regular	774 Willow	All Upper Case	3/4" Height Subsurface Direct Print	CMU Block, Gypsum Laminated over CMU Block, or Gypsum over Metal Stud Wall Types
2	297	Corridor	N07	02-N07-01	Tamper Resistant Pin Reject Hexalobular Interl Drive System Torx Screw, Counter Sunk in Face of Sign. Sign must be Reinforced with Interior Grade Silicone	N/A	N/A	N/A	N/A	N/A	N/A	8 1/2" X 11" Laser Printed Evacuation Map- Customer to Provide Printing; CMU Block, Gypsum Laminated over CMU Block, or Gypsum over Metal Stud Wall Types
2	297	Corridor	N11A	02-N11A-01	Tamper Resistant Pin Reject Hexalobular Interl Drive System Torx Screw, Counter Sunk in Face of Sign. Sign must be Reinforced with Interior Grade Silicone	—> Bedrooms 200-210	Center Justified	Helvetica Regular	705 Medium Gray	Upper/Lower Case	5/8" Height Subsurface Direct Print	CMU Block, Gypsum Laminated over CMU Block, or Gypsum over Metal Stud Wall Types
2	208	RESTROOM/SHOWER	N32A	02-N32A-01	Tamper Resistant Pin Reject Hexalobular Interl Drive System Torx Screw, Counter Sunk in Face of Sign. Sign must be Reinforced with Interior Grade Silicone	208	Left Justified	Helvetica Regular	774 Willow	All Upper Case	3/4" Height Subsurface ADA Raised Copy with Braille	CMU Block, Gypsum Laminated over CMU Block, or Gypsum over Metal Stud Wall Types
2	208	RESTROOM/SHOWER	N32A	02-N32A-01	Tamper Resistant Pin Reject Hexalobular Interl Drive System Torx Screw, Counter Sunk in Face of Sign. Sign must be Reinforced with Interior Grade Silicone	Shower & Accessible Pictograms	Center Justified	N/A	705 Medium Gray	N/A	Subsurface ADA Raised Graphic	Pictogram Size Appropriate for 6"H Section of Sign; CMU Block, Gypsum Laminated over CMU Block, or Gypsum over Metal Stud Wall Types
2	208	RESTROOM/SHOWER	N32A	02-N32A-01	Tamper Resistant Pin Reject Hexalobular Interl Drive System Torx Screw, Counter Sunk in Face of Sign. Sign must be Reinforced with Interior Grade Silicone	RESTROOM/SHOWER	Center Justified	Helvetica Regular	774 Willow	All Upper Case	5/8" Height Subsurface ADA Raised Copy with Braille	CMU Block, Gypsum Laminated over CMU Block, or Gypsum over Metal Stud Wall Types
2	209	RESTROOM/SHOWER	N32B	02-N32B-08	Tamper Resistant Pin Reject Hexalobular Interl Drive System Torx Screw, Counter Sunk in Face of Sign. Sign must be Reinforced with Interior Grade Silicone	209	Left Justified	Helvetica Regular	774 Willow	All Upper Case	3/4" Height Subsurface ADA Raised Copy with Braille	CMU Block, Gypsum Laminated over CMU Block, or Gypsum over Metal Stud Wall Types



2	209	RESTROOM/SHOWER	N32B	02-N32B-08	Tamper Resistant Pin Reject Hexalobular Interl Drive System Torx Screw, Counter Sunk in Face of Sign. Sign must be Reinforced with Interior Grade Silicone	Shower Pictogram	Center Justified	N/A	705 Medium Gray	N/A	Subsurface ADA Raised Graphic	Pictogram Size Appropriate for 6"H Section of Sign; CMU Block, Gypsum Laminated over CMU Block, or Gypsum over Metal Stud Wall Types
2	209	RESTROOM/SHOWER	N32B	02-N32B-08	Tamper Resistant Pin Reject Hexalobular Interl Drive System Torx Screw, Counter Sunk in Face of Sign. Sign must be Reinforced with Interior Grade Silicone	RESTROOM/SHOWER	Center Justified	Helvetica Regular	774 Willow	All Upper Case	5/8" Height Subsurface ADA Raised Copy with Braille	CMU Block, Gypsum Laminated over CMU Block, or Gypsum over Metal Stud Wall Types
2	210	Bedroom	N04A	02-N04A-03	Tamper Resistant Pin Reject Hexalobular Interl Drive System Torx Screw, Counter Sunk in Face of Sign. Sign must be Reinforced with Interior Grade Silicone	210	Left Justified	Helvetica Regular	774 Willow	All Upper Case	3/4" Height Subsurface ADA Raised Copy with Braille	CMU Block, Gypsum Laminated over CMU Block, or Gypsum over Metal Stud Wall Types
2	210	Bedroom	N04A	02-N04A-03	Tamper Resistant Pin Reject Hexalobular Interl Drive System Torx Screw, Counter Sunk in Face of Sign. Sign must be Reinforced with Interior Grade Silicone	Bedroom	Center Justified	Helvetica Regular	Black Laser Print Copy	Upper/Lower Case	5/8" Height Laser Print	CMU Block, Gypsum Laminated over CMU Block, or Gypsum over Metal Stud Wall Types
2	210	Bedroom	N04A	02-N04A-03	Tamper Resistant Pin Reject Hexalobular Interl Drive System Torx Screw, Counter Sunk in Face of Sign. Sign must be Reinforced with Interior Grade Silicone	N/A	N/A	N/A	N/A	N/A	N/A	2" x 9" Blank Insert- Customer to Provide Printing; CMU Block, Gypsum Laminated over CMU Block, or Gypsum over Metal Stud Wall Types
2	211	Bedroom	N04A	02-N04A-04	Tamper Resistant Pin Reject Hexalobular Interl Drive System Torx Screw, Counter Sunk in Face of Sign. Sign must be Reinforced with Interior Grade Silicone	211	Left Justified	Helvetica Regular	774 Willow	All Upper Case	3/4" Height Subsurface ADA Raised Copy with Braille	CMU Block, Gypsum Laminated over CMU Block, or Gypsum over Metal Stud Wall Types
2	211	Bedroom	N04A	02-N04A-04	Tamper Resistant Pin Reject Hexalobular Interl Drive System Torx Screw, Counter Sunk in Face of Sign. Sign must be Reinforced with Interior Grade Silicone	Bedroom	Center Justified	Helvetica Regular	Black Laser Print Copy	Upper/Lower Case	5/8" Height Laser Print	CMU Block, Gypsum Laminated over CMU Block, or Gypsum over Metal Stud Wall Types
2	211	Bedroom	N04A	02-N04A-04	Tamper Resistant Pin Reject Hexalobular Interl Drive System Torx Screw, Counter Sunk in Face of Sign. Sign must be Reinforced with Interior Grade Silicone	N/A	N/A	N/A	N/A	N/A	N/A	2" x 9" Blank Insert- Customer to Provide Printing; CMU Block, Gypsum Laminated over CMU Block, or Gypsum over Metal Stud Wall Types
2	212	Bedroom	N04A	02-N04A-05	Tamper Resistant Pin Reject Hexalobular Interl Drive System Torx Screw, Counter Sunk in Face of Sign. Sign must be Reinforced with Interior Grade Silicone	212	Left Justified	Helvetica Regular	774 Willow	All Upper Case	3/4" Height Subsurface ADA Raised Copy with Braille	CMU Block, Gypsum Laminated over CMU Block, or Gypsum over Metal Stud Wall Types
2	212	Bedroom	N04A	02-N04A-05	Tamper Resistant Pin Reject Hexalobular Interl Drive System Torx Screw, Counter Sunk in Face of Sign. Sign must be Reinforced with Interior Grade Silicone	Bedroom	Center Justified	Helvetica Regular	Black Laser Print Copy	Upper/Lower Case	5/8" Height Laser Print	CMU Block, Gypsum Laminated over CMU Block, or Gypsum over Metal Stud Wall Types
2	212	Bedroom	N04A	02-N04A-05	Tamper Resistant Pin Reject Hexalobular Interl Drive System Torx Screw, Counter Sunk in Face of Sign. Sign must be Reinforced with Interior Grade Silicone	N/A	N/A	N/A	N/A	N/A	N/A	2" x 9" Blank Insert- Customer to Provide Printing; CMU Block, Gypsum Laminated over CMU Block, or Gypsum over Metal Stud Wall Types
2	213	Consult Room	N05A	02-N05A-01	Tamper Resistant Pin Reject Hexalobular Interl Drive System Torx Screw, Counter Sunk in Face of Sign. Sign must be Reinforced with Interior Grade Silicone	213	Left Justified	Helvetica Regular	774 Willow	All Upper Case	3/4" Height Subsurface ADA Raised Copy with Braille	CMU Block, Gypsum Laminated over CMU Block, or Gypsum over Metal Stud Wall Types
2	213	Consult Room	N05A	02-N05A-01	Tamper Resistant Pin Reject Hexalobular Interl Drive System Torx Screw, Counter Sunk in Face of Sign. Sign must be Reinforced with Interior Grade Silicone	Consult Room	Center Justified	Helvetica Regular	Black Laser Print Copy	Upper/Lower Case	5/8" Height Laser Print	CMU Block, Gypsum Laminated over CMU Block, or Gypsum over Metal Stud Wall Types

2	214	MEDICATION ROOM	N02A	02-N02A-01	Tamper Resistant Pin Reject Hexalobular Internal Drive System Torx Screw, Counter Sunk in Face of Sign. Sign must be Reinforced with Interior Grade Silicone	214	Left Justified	Helvetica Regular	774 Willow	All Upper Case	3/4" Height Subsurface ADA Raised Copy with Braille	CMU Block, Gypsum Laminated over CMU Block, or Gypsum over Metal Stud Wall Types
2	214	MEDICATION ROOM	N02A	02-N02A-01	Tamper Resistant Pin Reject Hexalobular Internal Drive System Torx Screw, Counter Sunk in Face of Sign. Sign must be Reinforced with Interior Grade Silicone	MEDICATION ROOM	Center Justified	Helvetica Regular	705 Medium Gray	All Upper Case	5/8" Height Subsurface ADA Raised Copy with Braille	CMU Block, Gypsum Laminated over CMU Block, or Gypsum over Metal Stud Wall Types
2	215	ELECTRIC ROOM	N02A	02-N02A-02	Tamper Resistant Pin Reject Hexalobular Internal Drive System Torx Screw, Counter Sunk in Face of Sign. Sign must be Reinforced with Interior Grade Silicone	215	Left Justified	Helvetica Regular	774 Willow	All Upper Case	3/4" Height Subsurface ADA Raised Copy with Braille	CMU Block, Gypsum Laminated over CMU Block, or Gypsum over Metal Stud Wall Types
2	215	ELECTRIC ROOM	N02A	02-N02A-02	Tamper Resistant Pin Reject Hexalobular Internal Drive System Torx Screw, Counter Sunk in Face of Sign. Sign must be Reinforced with Interior Grade Silicone	ELECTRIC ROOM	Center Justified	Helvetica Regular	705 Medium Gray	All Upper Case	5/8" Height Subsurface ADA Raised Copy with Braille	CMU Block, Gypsum Laminated over CMU Block, or Gypsum over Metal Stud Wall Types
2	292	Lobby	N12A	02-N12A-01	Tamper Resistant Pin Reject Hexalobular Internal Drive System Torx Screw, Counter Sunk in Face of Sign. Sign must be Reinforced with Interior Grade Silicone	FLOOR 2	Left Justified	Helvetica Regular	774 Willow	All Upper Case	1 1/2" Height Subsurface Direct Print	CMU Block, Gypsum Laminated over CMU Block, or Gypsum over Metal Stud Wall Types
2	292	Lobby	N12A	02-N12A-01	Tamper Resistant Pin Reject Hexalobular Internal Drive System Torx Screw, Counter Sunk in Face of Sign. Sign must be Reinforced with Interior Grade Silicone	↑ Bedrooms 252-260	Left Justified	Helvetica Regular	Black Laser Print Copy	Upper/Lower Case	5/8" Height Laser Print	CMU Block, Gypsum Laminated over CMU Block, or Gypsum over Metal Stud Wall Types
2	292	Lobby	N12A	02-N12A-01	Tamper Resistant Pin Reject Hexalobular Internal Drive System Torx Screw, Counter Sunk in Face of Sign. Sign must be Reinforced with Interior Grade Silicone	↑ Laundry Facilities	Left Justified	Helvetica Regular	Black Laser Print Copy	Upper/Lower Case	5/8" Height Laser Print	CMU Block, Gypsum Laminated over CMU Block, or Gypsum over Metal Stud Wall Types
2	292	Lobby	N12A	02-N12A-01	Tamper Resistant Pin Reject Hexalobular Internal Drive System Torx Screw, Counter Sunk in Face of Sign. Sign must be Reinforced with Interior Grade Silicone	← Bedrooms 200-212	Left Justified	Helvetica Regular	Black Laser Print Copy	Upper/Lower Case	5/8" Height Laser Print	CMU Block, Gypsum Laminated over CMU Block, or Gypsum over Metal Stud Wall Types
2	292	Lobby	N12A	02-N12A-01	Tamper Resistant Pin Reject Hexalobular Internal Drive System Torx Screw, Counter Sunk in Face of Sign. Sign must be Reinforced with Interior Grade Silicone	← Consult Room	Left Justified	Helvetica Regular	Black Laser Print Copy	Upper/Lower Case	5/8" Height Laser Print	CMU Block, Gypsum Laminated over CMU Block, or Gypsum over Metal Stud Wall Types
2	292	Lobby	N12A	02-N12A-01	Tamper Resistant Pin Reject Hexalobular Internal Drive System Torx Screw, Counter Sunk in Face of Sign. Sign must be Reinforced with Interior Grade Silicone	→ Bedrooms 218-232	Left Justified	Helvetica Regular	Black Laser Print Copy	Upper/Lower Case	5/8" Height Laser Print	CMU Block, Gypsum Laminated over CMU Block, or Gypsum over Metal Stud Wall Types
2	292	Lobby	N12A	02-N12A-01	Tamper Resistant Pin Reject Hexalobular Internal Drive System Torx Screw, Counter Sunk in Face of Sign. Sign must be Reinforced with Interior Grade Silicone	→ Social Space	Left Justified	Helvetica Regular	Black Laser Print Copy	Upper/Lower Case	5/8" Height Laser Print	CMU Block, Gypsum Laminated over CMU Block, or Gypsum over Metal Stud Wall Types
2	296	Vestibule	N11A	02-N11A-02	Tamper Resistant Pin Reject Hexalobular Internal Drive System Torx Screw, Counter Sunk in Face of Sign. Sign must be Reinforced with Interior Grade Silicone	Elevator	Center Justified	Helvetica Regular	705 Medium Gray	Upper/Lower Case	5/8" Height Subsurface Direct Print	CMU Block, Gypsum Laminated over CMU Block, or Gypsum over Metal Stud Wall Types
2	296	Vestibule	N08	02-N08-01	Tamper Resistant Pin Reject Hexalobular Internal Drive System Torx Screw, Counter Sunk in Face of Sign. Sign must be Reinforced with Interior Grade Silicone	In Case of Fire Pictogram	Center Justified	N/A	705 Medium Gray	N/A	Subsurface ADA Raised Graphic	Pictogram Size Appropriate for 6"H Section of Sign; CMU Block, Gypsum Laminated over CMU Block, or Gypsum over Metal Stud Wall Types
2	296	Vestibule	N08	02-N08-01	Tamper Resistant Pin Reject Hexalobular Internal Drive System Torx Screw, Counter Sunk in Face of Sign. Sign must be Reinforced with Interior Grade Silicone	IN FIRE EMERGENCY, DO NOT USE ELEVATOR. USE EXIT STAIRS.	Center Justified	Helvetica Regular	774 Willow	All Upper Case	5/8" Height Subsurface ADA Raised Copy with Braille	CMU Block, Gypsum Laminated over CMU Block, or Gypsum over Metal Stud Wall Types

2	296	Vestibule	N07	02-N07-02	Tamper Resistant Pin Reject Hexalobular Interl Drive System Torx Screw, Counter Sunk in Face of Sign. Sign must be Reinforced with Interior Grade Silicone	EVACUATION PLAN	Left Justified	Helvetica Regular	774 Willow	All Upper Case	3/4" Height Subsurface Direct Print	CMU Block, Gypsum Laminated over CMU Block, or Gypsum over Metal Stud Wall Types
2	296	Vestibule	N07	02-N07-02	Tamper Resistant Pin Reject Hexalobular Interl Drive System Torx Screw, Counter Sunk in Face of Sign. Sign must be Reinforced with Interior Grade Silicone	N/A	N/A	N/A	N/A	N/A	N/A	8 1/2" X 11" Laser Printed Evacuation Map- Customer to Provide Printing; CMU Block, Gypsum Laminated over CMU Block, or Gypsum over Metal Stud Wall Types
2	216A	Charting/Team Meeting	N06A	02-N06A-01	Interior Grade VHB Tape Reinforced with Silicone for Mounting on Glass. Sign should be produced with screw holes in the event it needs to be relocated. Glass Backer Needed.	216A	Left Justified	Helvetica Regular	774 Willow	All Upper Case	3/4" Height Subsurface ADA Raised Copy with Braille	Mounting on Glass; Backer Needed.
2	216A	Charting/Team Meeting	N06A	02-N06A-01	Interior Grade VHB Tape Reinforced with Silicone for Mounting on Glass. Sign should be produced with screw holes in the event it needs to be relocated. Glass Backer Needed.	Charting/Team Meeting	Center Justified	Helvetica Regular	Black Laser Print Copy	Upper/Lower Case	5/8" Height Laser Print	Mounting on Glass; Backer Needed.
2	216A	Charting/Team Meeting	N06A	02-N06A-01	Interior Grade VHB Tape Reinforced with Silicone for Mounting on Glass. Sign should be produced with screw holes in the event it needs to be relocated. Glass Backer Needed.	Available/In Use Slider	Center each Side	Helvetica Regular	Black Copy on Red/Green	Upper/Lower Case	1/2" Height Subsurface Direct Print	Left side of slider background is green, right side is red; Mounting on Glass; Backer Needed.
2	217	Social Space	N05A	02-N05A-02	Interior Grade VHB Tape Reinforced with Silicone for Mounting on Glass. Sign should be produced with screw holes in the event it needs to be relocated. Glass Backer Needed.	217	Left Justified	Helvetica Regular	774 Willow	All Upper Case	3/4" Height Subsurface ADA Raised Copy with Braille	Mounting on Glass; Backer Needed.
2	217	Social Space	N05A	02-N05A-02	Interior Grade VHB Tape Reinforced with Silicone for Mounting on Glass. Sign should be produced with screw holes in the event it needs to be relocated. Glass Backer Needed.	Social Space	Center Justified	Helvetica Regular	Black Laser Print Copy	Upper/Lower Case	5/8" Height Laser Print	Mounting on Glass; Backer Needed.
2	217	Social Space	N05A	02-N05A-03	Interior Grade VHB Tape Reinforced with Silicone for Mounting on Glass. Sign should be produced with screw holes in the event it needs to be relocated. Glass Backer Needed.	217	Left Justified	Helvetica Regular	774 Willow	All Upper Case	3/4" Height Subsurface ADA Raised Copy with Braille	Mounting on Glass; Backer Needed.
2	217	Social Space	N05A	02-N05A-03	Interior Grade VHB Tape Reinforced with Silicone for Mounting on Glass. Sign should be produced with screw holes in the event it needs to be relocated. Glass Backer Needed.	Social Space	Center Justified	Helvetica Regular	Black Laser Print Copy	Upper/Lower Case	5/8" Height Laser Print	Mounting on Glass; Backer Needed.
2	217A	NOURISHMENT	N02A	02-N02A-03	Tamper Resistant Pin Reject Hexalobular Interl Drive System Torx Screw, Counter Sunk in Face of Sign. Sign must be Reinforced with Interior Grade Silicone	217A	Left Justified	Helvetica Regular	774 Willow	All Upper Case	3/4" Height Subsurface ADA Raised Copy with Braille	CMU Block, Gypsum Laminated over CMU Block, or Gypsum over Metal Stud Wall Types
2	217A	NOURISHMENT	N02A	02-N02A-03	Tamper Resistant Pin Reject Hexalobular Interl Drive System Torx Screw, Counter Sunk in Face of Sign. Sign must be Reinforced with Interior Grade Silicone	NOURISHMENT	Center Justified	Helvetica Regular	705 Medium Gray	All Upper Case	5/8" Height Subsurface ADA Raised Copy with Braille	CMU Block, Gypsum Laminated over CMU Block, or Gypsum over Metal Stud Wall Types

2	218	Bedroom	N04A	02-N04A-06	Tamper Resistant Pin Reject Hexalobular Internal Drive System Torx Screw, Counter Sunk in Face of Sign. Sign must be Reinforced with Interior Grade Silicone	218	Left Justified	Helvetica Regular	774 Willow	All Upper Case	3/4" Height Subsurface ADA Raised Copy with Braille	CMU Block, Gypsum Laminated over CMU Block, or Gypsum over Metal Stud Wall Types
2	218	Bedroom	N04A	02-N04A-06	Tamper Resistant Pin Reject Hexalobular Internal Drive System Torx Screw, Counter Sunk in Face of Sign. Sign must be Reinforced with Interior Grade Silicone	Bedroom	Center Justified	Helvetica Regular	Black Laser Print Copy	Upper/Lower Case	5/8" Height Laser Print	CMU Block, Gypsum Laminated over CMU Block, or Gypsum over Metal Stud Wall Types
2	218	Bedroom	N04A	02-N04A-06	Tamper Resistant Pin Reject Hexalobular Internal Drive System Torx Screw, Counter Sunk in Face of Sign. Sign must be Reinforced with Interior Grade Silicone	N/A	N/A	N/A	N/A	N/A	N/A	2" x 9" Blank Insert- Customer to Provide Printing; CMU Block, Gypsum Laminated over CMU Block, or Gypsum over Metal Stud Wall Types
2	219	DATA ROOM	N02A	02-N02A-04	Tamper Resistant Pin Reject Hexalobular Internal Drive System Torx Screw, Counter Sunk in Face of Sign. Sign must be Reinforced with Interior Grade Silicone	219	Left Justified	Helvetica Regular	774 Willow	All Upper Case	3/4" Height Subsurface ADA Raised Copy with Braille	CMU Block, Gypsum Laminated over CMU Block, or Gypsum over Metal Stud Wall Types
2	219	DATA ROOM	N02A	02-N02A-04	Tamper Resistant Pin Reject Hexalobular Internal Drive System Torx Screw, Counter Sunk in Face of Sign. Sign must be Reinforced with Interior Grade Silicone	DATA ROOM	Center Justified	Helvetica Regular	705 Medium Gray	All Upper Case	5/8" Height Subsurface ADA Raised Copy with Braille	CMU Block, Gypsum Laminated over CMU Block, or Gypsum over Metal Stud Wall Types
2	220	RESTROOM/SHOWER	N32B	02-N32B-03	Tamper Resistant Pin Reject Hexalobular Internal Drive System Torx Screw, Counter Sunk in Face of Sign. Sign must be Reinforced with Interior Grade Silicone	220	Left Justified	Helvetica Regular	774 Willow	All Upper Case	3/4" Height Subsurface ADA Raised Copy with Braille	CMU Block, Gypsum Laminated over CMU Block, or Gypsum over Metal Stud Wall Types
2	220	RESTROOM/SHOWER	N32B	02-N32B-03	Tamper Resistant Pin Reject Hexalobular Internal Drive System Torx Screw, Counter Sunk in Face of Sign. Sign must be Reinforced with Interior Grade Silicone	Shower Pictogram	Center Justified	N/A	705 Medium Gray	N/A	Subsurface ADA Raised Graphic	Pictogram Size Appropriate for 6"H Section of Sign; CMU Block, Gypsum Laminated over CMU Block, or Gypsum over Metal Stud Wall Types
2	220	RESTROOM/SHOWER	N32B	02-N32B-03	Tamper Resistant Pin Reject Hexalobular Internal Drive System Torx Screw, Counter Sunk in Face of Sign. Sign must be Reinforced with Interior Grade Silicone	RESTROOM/SHOWER	Center Justified	Helvetica Regular	774 Willow	All Upper Case	5/8" Height Subsurface ADA Raised Copy with Braille	CMU Block, Gypsum Laminated over CMU Block, or Gypsum over Metal Stud Wall Types
2	221	ELECTRIC ROOM	N02A	02-N02A-05	Interior Grade VHB Tape Reinforced with Silicone for Mounting on Door. Sign should be produced with screw holes in the event it needs to be relocated.	221	Left Justified	Helvetica Regular	774 Willow	All Upper Case	3/4" Height Subsurface ADA Raised Copy with Braille	Mounting on Door.
2	221	ELECTRIC ROOM	N02A	02-N02A-05	Interior Grade VHB Tape Reinforced with Silicone for Mounting on Door. Sign should be produced with screw holes in the event it needs to be relocated.	ELECTRIC ROOM	Center Justified	Helvetica Regular	705 Medium Gray	All Upper Case	5/8" Height Subsurface ADA Raised Copy with Braille	Mounting on Door.
2	222	Bedroom	N04A	02-N04A-07	Tamper Resistant Pin Reject Hexalobular Internal Drive System Torx Screw, Counter Sunk in Face of Sign. Sign must be Reinforced with Interior Grade Silicone	222	Left Justified	Helvetica Regular	774 Willow	All Upper Case	3/4" Height Subsurface ADA Raised Copy with Braille	CMU Block, Gypsum Laminated over CMU Block, or Gypsum over Metal Stud Wall Types
2	222	Bedroom	N04A	02-N04A-07	Tamper Resistant Pin Reject Hexalobular Internal Drive System Torx Screw, Counter Sunk in Face of Sign. Sign must be Reinforced with Interior Grade Silicone	Bedroom	Center Justified	Helvetica Regular	Black Laser Print Copy	Upper/Lower Case	5/8" Height Laser Print	CMU Block, Gypsum Laminated over CMU Block, or Gypsum over Metal Stud Wall Types
2	222	Bedroom	N04A	02-N04A-07	Tamper Resistant Pin Reject Hexalobular Internal Drive System Torx Screw, Counter Sunk in Face of Sign. Sign must be Reinforced with Interior Grade Silicone	N/A	N/A	N/A	N/A	N/A	N/A	2" x 9" Blank Insert- Customer to Provide Printing; CMU Block, Gypsum Laminated over CMU Block, or Gypsum over Metal Stud Wall Types

2	224	RESTROOM/SHOWER	N32B	02-N32B-04	Tamper Resistant Pin Reject Hexalobular Internal Drive System Torx Screw, Counter Sunk in Face of Sign. Sign must be Reinforced with Interior Grade Silicone	224	Left Justified	Helvetica Regular	774 Willow	All Upper Case	3/4" Height Subsurface ADA Raised Copy with Braille	CMU Block, Gypsum Laminated over CMU Block, or Gypsum over Metal Stud Wall Types
2	224	RESTROOM/SHOWER	N32B	02-N32B-04	Tamper Resistant Pin Reject Hexalobular Internal Drive System Torx Screw, Counter Sunk in Face of Sign. Sign must be Reinforced with Interior Grade Silicone	Shower Pictogram	Center Justified	N/A	705 Medium Gray	N/A	Subsurface ADA Raised Graphic	Pictogram Size Appropriate for 6"H Section of Sign; CMU Block, Gypsum Laminated over CMU Block, or Gypsum over Metal Stud Wall Types
2	224	RESTROOM/SHOWER	N32B	02-N32B-04	Tamper Resistant Pin Reject Hexalobular Internal Drive System Torx Screw, Counter Sunk in Face of Sign. Sign must be Reinforced with Interior Grade Silicone	RESTROOM/SHOWER	Center Justified	Helvetica Regular	774 Willow	All Upper Case	5/8" Height Subsurface ADA Raised Copy with Braille	CMU Block, Gypsum Laminated over CMU Block, or Gypsum over Metal Stud Wall Types
2	226	Bedroom	N18	02-N18-05	Tamper Resistant Pin Reject Hexalobular Internal Drive System Torx Screw, Counter Sunk in Face of Sign. Sign must be Reinforced with Interior Grade Silicone	226	Left Justified	Helvetica Regular	774 Willow	All Upper Case	3/4" Height Subsurface ADA Raised Copy with Braille	CMU Block, Gypsum Laminated over CMU Block, or Gypsum over Metal Stud Wall Types
2	226	Bedroom	N18	02-N18-05	Tamper Resistant Pin Reject Hexalobular Internal Drive System Torx Screw, Counter Sunk in Face of Sign. Sign must be Reinforced with Interior Grade Silicone	Bedroom	Center Justified	Helvetica Regular	Black Laser Print Copy	Upper/Lower Case	5/8" Height Laser Print	CMU Block, Gypsum Laminated over CMU Block, or Gypsum over Metal Stud Wall Types
2	226	Bedroom	N18	02-N18-05	Tamper Resistant Pin Reject Hexalobular Internal Drive System Torx Screw, Counter Sunk in Face of Sign. Sign must be Reinforced with Interior Grade Silicone	N/A	N/A	N/A	N/A	N/A	N/A	2" x 9" Blank Insert- Customer to Provide Printing; CMU Block, Gypsum Laminated over CMU Block, or Gypsum over Metal Stud Wall Types
2	226	Bedroom	N18	02-N18-05	Tamper Resistant Pin Reject Hexalobular Internal Drive System Torx Screw, Counter Sunk in Face of Sign. Sign must be Reinforced with Interior Grade Silicone	N/A	N/A	N/A	N/A	N/A	N/A	2" x 9" Blank Insert- Customer to Provide Printing; CMU Block, Gypsum Laminated over CMU Block, or Gypsum over Metal Stud Wall Types
2	228	Bedroom	N18	02-N18-06	Tamper Resistant Pin Reject Hexalobular Internal Drive System Torx Screw, Counter Sunk in Face of Sign. Sign must be Reinforced with Interior Grade Silicone	228	Left Justified	Helvetica Regular	774 Willow	All Upper Case	3/4" Height Subsurface ADA Raised Copy with Braille	CMU Block, Gypsum Laminated over CMU Block, or Gypsum over Metal Stud Wall Types
2	228	Bedroom	N18	02-N18-06	Tamper Resistant Pin Reject Hexalobular Internal Drive System Torx Screw, Counter Sunk in Face of Sign. Sign must be Reinforced with Interior Grade Silicone	Bedroom	Center Justified	Helvetica Regular	Black Laser Print Copy	Upper/Lower Case	5/8" Height Laser Print	CMU Block, Gypsum Laminated over CMU Block, or Gypsum over Metal Stud Wall Types
2	228	Bedroom	N18	02-N18-06	Tamper Resistant Pin Reject Hexalobular Internal Drive System Torx Screw, Counter Sunk in Face of Sign. Sign must be Reinforced with Interior Grade Silicone	N/A	N/A	N/A	N/A	N/A	N/A	2" x 9" Blank Insert- Customer to Provide Printing; CMU Block, Gypsum Laminated over CMU Block, or Gypsum over Metal Stud Wall Types
2	228	Bedroom	N18	02-N18-06	Tamper Resistant Pin Reject Hexalobular Internal Drive System Torx Screw, Counter Sunk in Face of Sign. Sign must be Reinforced with Interior Grade Silicone	N/A	N/A	N/A	N/A	N/A	N/A	2" x 9" Blank Insert- Customer to Provide Printing; CMU Block, Gypsum Laminated over CMU Block, or Gypsum over Metal Stud Wall Types
2	230	RESTROOM/SHOWER	N32B	02-N32B-05	Tamper Resistant Pin Reject Hexalobular Internal Drive System Torx Screw, Counter Sunk in Face of Sign. Sign must be Reinforced with Interior Grade Silicone	230	Left Justified	Helvetica Regular	774 Willow	All Upper Case	3/4" Height Subsurface ADA Raised Copy with Braille	CMU Block, Gypsum Laminated over CMU Block, or Gypsum over Metal Stud Wall Types

2	230	RESTROOM/SHOWER	N32B	02-N32B-05	Tamper Resistant Pin Reject Hexalobular Internal Drive System Torx Screw, Counter Sunk in Face of Sign. Sign must be Reinforced with Interior Grade Silicone	Shower Pictogram	Center Justified	N/A	705 Medium Gray	N/A	Subsurface ADA Raised Graphic	Pictogram Size Appropriate for 6"H Section of Sign; CMU Block, Gypsum Laminated over CMU Block, or Gypsum over Metal Stud Wall Types
2	230	RESTROOM/SHOWER	N32B	02-N32B-05	Tamper Resistant Pin Reject Hexalobular Internal Drive System Torx Screw, Counter Sunk in Face of Sign. Sign must be Reinforced with Interior Grade Silicone	RESTROOM/SHOWER	Center Justified	Helvetica Regular	774 Willow	All Upper Case	5/8" Height Subsurface ADA Raised Copy with Braille	CMU Block, Gypsum Laminated over CMU Block, or Gypsum over Metal Stud Wall Types
2	232	Bedroom	N04A	02-N04A-08	Tamper Resistant Pin Reject Hexalobular Internal Drive System Torx Screw, Counter Sunk in Face of Sign. Sign must be Reinforced with Interior Grade Silicone	232	Left Justified	Helvetica Regular	774 Willow	All Upper Case	3/4" Height Subsurface ADA Raised Copy with Braille	CMU Block, Gypsum Laminated over CMU Block, or Gypsum over Metal Stud Wall Types
2	232	Bedroom	N04A	02-N04A-08	Tamper Resistant Pin Reject Hexalobular Internal Drive System Torx Screw, Counter Sunk in Face of Sign. Sign must be Reinforced with Interior Grade Silicone	Bedroom	Center Justified	Helvetica Regular	Black Laser Print Copy	Upper/Lower Case	5/8" Height Laser Print	CMU Block, Gypsum Laminated over CMU Block, or Gypsum over Metal Stud Wall Types
2	232	Bedroom	N04A	02-N04A-08	Tamper Resistant Pin Reject Hexalobular Internal Drive System Torx Screw, Counter Sunk in Face of Sign. Sign must be Reinforced with Interior Grade Silicone	N/A	N/A	N/A	N/A	N/A	N/A	2" x 9" Blank Insert- Customer to Provide Printing; CMU Block, Gypsum Laminated over CMU Block, or Gypsum over Metal Stud Wall Types
2	S2-2	STAIR 2	N10B	02-N10B-02	Tamper Resistant Pin Reject Hexalobular Internal Drive System Torx Screw, Counter Sunk in Face of Sign. Sign must be Reinforced with Interior Grade Silicone	STAIR 2	Left Justified	Helvetica Regular	774 Willow	All Upper Case	1.5" Height Subsurface Direct Print	CMU Block, Gypsum Laminated over CMU Block, or Gypsum over Metal Stud Wall Types
2	S2-2	STAIR 2	N10B	02-N10B-02	Tamper Resistant Pin Reject Hexalobular Internal Drive System Torx Screw, Counter Sunk in Face of Sign. Sign must be Reinforced with Interior Grade Silicone	B THROUGH 3	Center Justified	Helvetica Regular	705 Medium Gray	All Upper Case	1" Height Subsurface Direct Print	CMU Block, Gypsum Laminated over CMU Block, or Gypsum over Metal Stud Wall Types
2	S2-2	STAIR 2	N10B	02-N10B-02	Tamper Resistant Pin Reject Hexalobular Internal Drive System Torx Screw, Counter Sunk in Face of Sign. Sign must be Reinforced with Interior Grade Silicone	ROOF ACCESS AUTHORIZED PERSONS ONLY	Center Justified	Helvetica Regular	705 Medium Gray	All Upper Case	1" Height Subsurface Direct Print	CMU Block, Gypsum Laminated over CMU Block, or Gypsum over Metal Stud Wall Types
2	S2-2	STAIR 2	N10B	02-N10B-02	Tamper Resistant Pin Reject Hexalobular Internal Drive System Torx Screw, Counter Sunk in Face of Sign. Sign must be Reinforced with Interior Grade Silicone	NO STANDPIPE	Center Justified	Helvetica Regular	705 Medium Gray	All Upper Case	1" Height Subsurface Direct Print	CMU Block, Gypsum Laminated over CMU Block, or Gypsum over Metal Stud Wall Types
2	S2-2	STAIR 2	N10B	02-N10B-02	Tamper Resistant Pin Reject Hexalobular Internal Drive System Torx Screw, Counter Sunk in Face of Sign. Sign must be Reinforced with Interior Grade Silicone	LEVEL	Center Justified	Helvetica Regular	705 Medium Gray	All Upper Case	1" Height Subsurface Direct Print	CMU Block, Gypsum Laminated over CMU Block, or Gypsum over Metal Stud Wall Types
2	S2-2	STAIR 2	N10B	02-N10B-02	Tamper Resistant Pin Reject Hexalobular Internal Drive System Torx Screw, Counter Sunk in Face of Sign. Sign must be Reinforced with Interior Grade Silicone	2	Center Justified	Helvetica Regular	705 Medium Gray	All Upper Case	5" Height Subsurface Direct Print	CMU Block, Gypsum Laminated over CMU Block, or Gypsum over Metal Stud Wall Types
2	S2-2	STAIR 2	N10B	02-N10B-02	Tamper Resistant Pin Reject Hexalobular Internal Drive System Torx Screw, Counter Sunk in Face of Sign. Sign must be Reinforced with Interior Grade Silicone	EXIT DOWN AT FLOOR 1	Center Justified	Helvetica Regular	705 Medium Gray	All Upper Case	1" Height Subsurface Direct Print	CMU Block, Gypsum Laminated over CMU Block, or Gypsum over Metal Stud Wall Types
2	S2-2	STAIR 2	N10B	02-N10B-02	Tamper Resistant Pin Reject Hexalobular Internal Drive System Torx Screw, Counter Sunk in Face of Sign. Sign must be Reinforced with Interior Grade Silicone	↓	Locate Left Side of Exit Information	N/A	705 Medium Gray	N/A	Subsurface Direct Print	CMU Block, Gypsum Laminated over CMU Block, or Gypsum over Metal Stud Wall Types

2	S2-2	STAIR 2	N34	02-N34-02	Tamper Resistant Pin Reject Hexalobular Internal Drive System Torx Screw, Counter Sunk in Face of Sign. Sign must be Reinforced with Interior Grade Silicone	STAIR 2	Left Justified	Helvetica Regular	774 Willow	All Upper Case	1.5" Height Subsurface ADA Raised Copy with Braille	CMU Block, Gypsum Laminated over CMU Block, or Gypsum over Metal Stud Wall Types
2	S2-2	STAIR 2	N34	02-N34-02	Tamper Resistant Pin Reject Hexalobular Internal Drive System Torx Screw, Counter Sunk in Face of Sign. Sign must be Reinforced with Interior Grade Silicone	LEVEL	Center Justified	Helvetica Regular	705 Medium Gray	All Upper Case	1" Height Subsurface ADA Raised Copy with Braille	CMU Block, Gypsum Laminated over CMU Block, or Gypsum over Metal Stud Wall Types
2	S2-2	STAIR 2	N34	02-N34-02	Tamper Resistant Pin Reject Hexalobular Internal Drive System Torx Screw, Counter Sunk in Face of Sign. Sign must be Reinforced with Interior Grade Silicone	2	Center Justified	Helvetica Regular	705 Medium Gray	All Upper Case	5" Height Subsurface ADA Raised Copy with Braille	CMU Block, Gypsum Laminated over CMU Block, or Gypsum over Metal Stud Wall Types
2	S2-2	STAIR 2	N09	02-N09-02	Tamper Resistant Pin Reject Hexalobular Internal Drive System Torx Screw, Counter Sunk in Face of Sign. Sign must be Reinforced with Interior Grade Silicone	S2-2	Left Justified	Helvetica Regular	774 Willow	All Upper Case	3/4" Height Subsurface ADA Raised Copy with Braille	CMU Block, Gypsum Laminated over CMU Block, or Gypsum over Metal Stud Wall Types
2	S2-2	STAIR 2	N09	02-N09-02	Tamper Resistant Pin Reject Hexalobular Internal Drive System Torx Screw, Counter Sunk in Face of Sign. Sign must be Reinforced with Interior Grade Silicone	Man on Stair Pictogram	Center Justified	N/A	705 Medium Gray	N/A	Subsurface ADA Raised Graphic	Pictogram Size Appropriate for 6"H Section of Sign; CMU Block, Gypsum Laminated over CMU Block, or Gypsum over Metal Stud Wall Types
2	S2-2	STAIR 2	N09	02-N09-02	Tamper Resistant Pin Reject Hexalobular Internal Drive System Torx Screw, Counter Sunk in Face of Sign. Sign must be Reinforced with Interior Grade Silicone	STAIR 2	Center Justified	Helvetica Regular	774 Willow	All Upper Case	5/8" Height Subsurface ADA Raised Copy with Braille	CMU Block, Gypsum Laminated over CMU Block, or Gypsum over Metal Stud Wall Types
2	223	Nursing Files	N05A	02-N05A-04	Tamper Resistant Pin Reject Hexalobular Internal Drive System Torx Screw, Counter Sunk in Face of Sign. Sign must be Reinforced with Interior Grade Silicone	223	Left Justified	Helvetica Regular	774 Willow	All Upper Case	3/4" Height Subsurface ADA Raised Copy with Braille	CMU Block, Gypsum Laminated over CMU Block, or Gypsum over Metal Stud Wall Types
2	223	Nursing Files	N05A	02-N05A-04	Tamper Resistant Pin Reject Hexalobular Internal Drive System Torx Screw, Counter Sunk in Face of Sign. Sign must be Reinforced with Interior Grade Silicone	Nursing Files	Center Justified	Helvetica Regular	Black Laser Print Copy	Upper/Lower Case	5/8" Height Laser Print	CMU Block, Gypsum Laminated over CMU Block, or Gypsum over Metal Stud Wall Types
2	225	STAFF LOUNGE	N02A	02-N02A-06	Tamper Resistant Pin Reject Hexalobular Internal Drive System Torx Screw, Counter Sunk in Face of Sign. Sign must be Reinforced with Interior Grade Silicone	225	Left Justified	Helvetica Regular	774 Willow	All Upper Case	3/4" Height Subsurface ADA Raised Copy with Braille	CMU Block, Gypsum Laminated over CMU Block, or Gypsum over Metal Stud Wall Types
2	225	STAFF LOUNGE	N02A	02-N02A-06	Tamper Resistant Pin Reject Hexalobular Internal Drive System Torx Screw, Counter Sunk in Face of Sign. Sign must be Reinforced with Interior Grade Silicone	STAFF LOUNGE	Center Justified	Helvetica Regular	705 Medium Gray	All Upper Case	5/8" Height Subsurface ADA Raised Copy with Braille	CMU Block, Gypsum Laminated over CMU Block, or Gypsum over Metal Stud Wall Types
2	225A	RESTROOM/SHOWER	N32A	02-N32A-03	Tamper Resistant Pin Reject Hexalobular Internal Drive System Torx Screw, Counter Sunk in Face of Sign. Sign must be Reinforced with Interior Grade Silicone	225A	Left Justified	Helvetica Regular	774 Willow	All Upper Case	3/4" Height Subsurface ADA Raised Copy with Braille	CMU Block, Gypsum Laminated over CMU Block, or Gypsum over Metal Stud Wall Types
2	225A	RESTROOM/SHOWER	N32A	02-N32A-03	Tamper Resistant Pin Reject Hexalobular Internal Drive System Torx Screw, Counter Sunk in Face of Sign. Sign must be Reinforced with Interior Grade Silicone	Shower & Accessible Pictograms	Center Justified	N/A	705 Medium Gray	N/A	Subsurface ADA Raised Graphic	Pictogram Size Appropriate for 6"H Section of Sign; CMU Block, Gypsum Laminated over CMU Block, or Gypsum over Metal Stud Wall Types
2	225A	RESTROOM/SHOWER	N32A	02-N32A-03	Tamper Resistant Pin Reject Hexalobular Internal Drive System Torx Screw, Counter Sunk in Face of Sign. Sign must be Reinforced with Interior Grade Silicone	RESTROOM/SHOWER	Center Justified	Helvetica Regular	774 Willow	All Upper Case	5/8" Height Subsurface ADA Raised Copy with Braille	CMU Block, Gypsum Laminated over CMU Block, or Gypsum over Metal Stud Wall Types

2	234	JANITOR CLOSET	N02A	02-N02A-07	Tamper Resistant Pin Reject Hexalobular Internal Drive System Torx Screw, Counter Sunk in Face of Sign. Sign must be Reinforced with Interior Grade Silicone	234	Left Justified	Helvetica Regular	774 Willow	All Upper Case	3/4" Height Subsurface ADA Raised Copy with Braille	CMU Block, Gypsum Laminated over CMU Block, or Gypsum over Metal Stud Wall Types
2	234	JANITOR CLOSET	N02A	02-N02A-07	Tamper Resistant Pin Reject Hexalobular Internal Drive System Torx Screw, Counter Sunk in Face of Sign. Sign must be Reinforced with Interior Grade Silicone	JANITOR CLOSET	Center Justified	Helvetica Regular	705 Medium Gray	All Upper Case	5/8" Height Subsurface ADA Raised Copy with Braille	CMU Block, Gypsum Laminated over CMU Block, or Gypsum over Metal Stud Wall Types
2	293	Corridor	N12A	02-N12A-02	Tamper Resistant Pin Reject Hexalobular Internal Drive System Torx Screw, Counter Sunk in Face of Sign. Sign must be Reinforced with Interior Grade Silicone	FLOOR 2	Left Justified	Helvetica Regular	774 Willow	All Upper Case	1 1/2" Height Subsurface Direct Print	CMU Block, Gypsum Laminated over CMU Block, or Gypsum over Metal Stud Wall Types
2	293	Corridor	N12A	02-N12A-02	Tamper Resistant Pin Reject Hexalobular Internal Drive System Torx Screw, Counter Sunk in Face of Sign. Sign must be Reinforced with Interior Grade Silicone	← Quiet Room	Left Justified	Helvetica Regular	Black Laser Print Copy	Upper/Lower Case	5/8" Height Laser Print	CMU Block, Gypsum Laminated over CMU Block, or Gypsum over Metal Stud Wall Types
2	293	Corridor	N12A	02-N12A-02	Tamper Resistant Pin Reject Hexalobular Internal Drive System Torx Screw, Counter Sunk in Face of Sign. Sign must be Reinforced with Interior Grade Silicone	← Comfort Room	Left Justified	Helvetica Regular	Black Laser Print Copy	Upper/Lower Case	5/8" Height Laser Print	CMU Block, Gypsum Laminated over CMU Block, or Gypsum over Metal Stud Wall Types
2	293	Corridor	N12A	02-N12A-02	Tamper Resistant Pin Reject Hexalobular Internal Drive System Torx Screw, Counter Sunk in Face of Sign. Sign must be Reinforced with Interior Grade Silicone	← Clinical Office	Left Justified	Helvetica Regular	Black Laser Print Copy	Upper/Lower Case	5/8" Height Laser Print	CMU Block, Gypsum Laminated over CMU Block, or Gypsum over Metal Stud Wall Types
2	293	Corridor	N12A	02-N12A-02	Tamper Resistant Pin Reject Hexalobular Internal Drive System Torx Screw, Counter Sunk in Face of Sign. Sign must be Reinforced with Interior Grade Silicone	← Exam Room	Left Justified	Helvetica Regular	Black Laser Print Copy	Upper/Lower Case	5/8" Height Laser Print	CMU Block, Gypsum Laminated over CMU Block, or Gypsum over Metal Stud Wall Types
2	293	Corridor	N12A	02-N12A-02	Tamper Resistant Pin Reject Hexalobular Internal Drive System Torx Screw, Counter Sunk in Face of Sign. Sign must be Reinforced with Interior Grade Silicone	→ Bedrooms	Left Justified	Helvetica Regular	Black Laser Print Copy	Upper/Lower Case	5/8" Height Laser Print	CMU Block, Gypsum Laminated over CMU Block, or Gypsum over Metal Stud Wall Types
2	293	Corridor	N12A	02-N12A-02	Tamper Resistant Pin Reject Hexalobular Internal Drive System Torx Screw, Counter Sunk in Face of Sign. Sign must be Reinforced with Interior Grade Silicone	→ Consult Room	Left Justified	Helvetica Regular	Black Laser Print Copy	Upper/Lower Case	5/8" Height Laser Print	CMU Block, Gypsum Laminated over CMU Block, or Gypsum over Metal Stud Wall Types
2	294	Corridor	N07	02-N07-03	Tamper Resistant Pin Reject Hexalobular Internal Drive System Torx Screw, Counter Sunk in Face of Sign. Sign must be Reinforced with Interior Grade Silicone	EVACUATION PLAN	Left Justified	Helvetica Regular	774 Willow	All Upper Case	3/4" Height Subsurface Direct Print	CMU Block, Gypsum Laminated over CMU Block, or Gypsum over Metal Stud Wall Types
2	294	Corridor	N07	02-N07-03	Tamper Resistant Pin Reject Hexalobular Internal Drive System Torx Screw, Counter Sunk in Face of Sign. Sign must be Reinforced with Interior Grade Silicone	N/A	N/A	N/A	N/A	N/A	N/A	8 1/2" X 11" Laser Printed Evacuation Map- Customer to Provide Printing; CMU Block, Gypsum Laminated over CMU Block, or Gypsum over Metal Stud Wall Types
2	236	Quiet Room	N05A	02-N05A-05	Tamper Resistant Pin Reject Hexalobular Internal Drive System Torx Screw, Counter Sunk in Face of Sign. Sign must be Reinforced with Interior Grade Silicone	236	Left Justified	Helvetica Regular	774 Willow	All Upper Case	3/4" Height Subsurface ADA Raised Copy with Braille	CMU Block, Gypsum Laminated over CMU Block, or Gypsum over Metal Stud Wall Types
2	236	Quiet Room	N05A	02-N05A-05	Tamper Resistant Pin Reject Hexalobular Internal Drive System Torx Screw, Counter Sunk in Face of Sign. Sign must be Reinforced with Interior Grade Silicone	Quiet Room	Center Justified	Helvetica Regular	Black Laser Print Copy	Upper/Lower Case	5/8" Height Laser Print	CMU Block, Gypsum Laminated over CMU Block, or Gypsum over Metal Stud Wall Types



2	238	Patient Storage	N05A	02-N05A-06	Tamper Resistant Pin Reject Hexalobular Internal Drive System Torx Screw, Counter Sunk in Face of Sign. Sign must be Reinforced with Interior Grade Silicone	238	Left Justified	Helvetica Regular	774 Willow	All Upper Case	3/4" Height Subsurface ADA Raised Copy with Braille	CMU Block, Gypsum Laminated over CMU Block, or Gypsum over Metal Stud Wall Types
2	238	Patient Storage	N05A	02-N05A-06	Tamper Resistant Pin Reject Hexalobular Internal Drive System Torx Screw, Counter Sunk in Face of Sign. Sign must be Reinforced with Interior Grade Silicone	Patient Storage	Center Justified	Helvetica Regular	Black Laser Print Copy	Upper/Lower Case	5/8" Height Laser Print	CMU Block, Gypsum Laminated over CMU Block, or Gypsum over Metal Stud Wall Types
2	240	Comfort Room	N05A	02-N05A-07	Tamper Resistant Pin Reject Hexalobular Internal Drive System Torx Screw, Counter Sunk in Face of Sign. Sign must be Reinforced with Interior Grade Silicone	240	Left Justified	Helvetica Regular	774 Willow	All Upper Case	3/4" Height Subsurface ADA Raised Copy with Braille	CMU Block, Gypsum Laminated over CMU Block, or Gypsum over Metal Stud Wall Types
2	240	Comfort Room	N05A	02-N05A-07	Tamper Resistant Pin Reject Hexalobular Internal Drive System Torx Screw, Counter Sunk in Face of Sign. Sign must be Reinforced with Interior Grade Silicone	Comfort Room	Center Justified	Helvetica Regular	Black Laser Print Copy	Upper/Lower Case	5/8" Height Laser Print	CMU Block, Gypsum Laminated over CMU Block, or Gypsum over Metal Stud Wall Types
2	242	TUB ROOM	N32A	02-N32A-04	Tamper Resistant Pin Reject Hexalobular Internal Drive System Torx Screw, Counter Sunk in Face of Sign. Sign must be Reinforced with Interior Grade Silicone	242	Left Justified	Helvetica Regular	774 Willow	All Upper Case	3/4" Height Subsurface ADA Raised Copy with Braille	CMU Block, Gypsum Laminated over CMU Block, or Gypsum over Metal Stud Wall Types
2	242	TUB ROOM	N32A	02-N32A-04	Tamper Resistant Pin Reject Hexalobular Internal Drive System Torx Screw, Counter Sunk in Face of Sign. Sign must be Reinforced with Interior Grade Silicone	Man in Tub & Accessible Pictograms	Center Justified	N/A	705 Medium Gray	N/A	Subsurface ADA Raised Graphic	Pictogram Size Appropriate for 6"H Section of Sign; CMU Block, Gypsum Laminated over CMU Block, or Gypsum over Metal Stud Wall Types
2	242	TUB ROOM	N32A	02-N32A-04	Tamper Resistant Pin Reject Hexalobular Internal Drive System Torx Screw, Counter Sunk in Face of Sign. Sign must be Reinforced with Interior Grade Silicone	TUB ROOM	Center Justified	Helvetica Regular	774 Willow	All Upper Case	5/8" Height Subsurface ADA Raised Copy with Braille	CMU Block, Gypsum Laminated over CMU Block, or Gypsum over Metal Stud Wall Types
2	244	Clinical Office	N04A	02-N04A-09	Tamper Resistant Pin Reject Hexalobular Internal Drive System Torx Screw, Counter Sunk in Face of Sign. Sign must be Reinforced with Interior Grade Silicone	244	Left Justified	Helvetica Regular	774 Willow	All Upper Case	3/4" Height Subsurface ADA Raised Copy with Braille	CMU Block, Gypsum Laminated over CMU Block, or Gypsum over Metal Stud Wall Types
2	244	Clinical Office	N04A	02-N04A-09	Tamper Resistant Pin Reject Hexalobular Internal Drive System Torx Screw, Counter Sunk in Face of Sign. Sign must be Reinforced with Interior Grade Silicone	Clinical Office	Center Justified	Helvetica Regular	Black Laser Print Copy	Upper/Lower Case	5/8" Height Laser Print	CMU Block, Gypsum Laminated over CMU Block, or Gypsum over Metal Stud Wall Types
2	244	Clinical Office	N04A	02-N04A-09	Tamper Resistant Pin Reject Hexalobular Internal Drive System Torx Screw, Counter Sunk in Face of Sign. Sign must be Reinforced with Interior Grade Silicone	N/A	N/A	N/A	N/A	N/A	N/A	2" x 9" Blank Insert- Customer to Provide Printing; CMU Block, Gypsum Laminated over CMU Block, or Gypsum over Metal Stud Wall Types
2	246	Exam Room	N06A	02-N06A-02	Tamper Resistant Pin Reject Hexalobular Internal Drive System Torx Screw, Counter Sunk in Face of Sign. Sign must be Reinforced with Interior Grade Silicone	246	Left Justified	Helvetica Regular	774 Willow	All Upper Case	3/4" Height Subsurface ADA Raised Copy with Braille	CMU Block, Gypsum Laminated over CMU Block, or Gypsum over Metal Stud Wall Types
2	246	Exam Room	N06A	02-N06A-02	Tamper Resistant Pin Reject Hexalobular Internal Drive System Torx Screw, Counter Sunk in Face of Sign. Sign must be Reinforced with Interior Grade Silicone	Exam Room	Center Justified	Helvetica Regular	Black Laser Print Copy	Upper/Lower Case	5/8" Height Laser Print	CMU Block, Gypsum Laminated over CMU Block, or Gypsum over Metal Stud Wall Types
2	246	Exam Room	N06A	02-N06A-02	Tamper Resistant Pin Reject Hexalobular Internal Drive System Torx Screw, Counter Sunk in Face of Sign. Sign must be Reinforced with Interior Grade Silicone	Available/In Use Slider	Center each Side	Helvetica Regular	Black Copy on Red/Green	Upper/Lower Case	1/2" Height Subsurface Direct Print	Left side of slider background is green, right side is red; CMU Block, Gypsum Laminated over CMU Block, or Gypsum over Metal Stud Wall Types

2	S4-2	STAIR 4	N10B	02-N10B-03	Tamper Resistant Pin Reject Hexalobular Internal Drive System Torx Screw, Counter Sunk in Face of Sign. Sign must be Reinforced with Interior Grade Silicone	STAIR 4	Left Justified	Helvetica Regular	774 Willow	All Upper Case	1.5" Height Subsurface Direct Print	CMU Block, Gypsum Laminated over CMU Block, or Gypsum over Metal Stud Wall Types
2	S4-2	STAIR 4	N10B	02-N10B-03	Tamper Resistant Pin Reject Hexalobular Internal Drive System Torx Screw, Counter Sunk in Face of Sign. Sign must be Reinforced with Interior Grade Silicone	1 THROUGH 3	Center Justified	Helvetica Regular	705 Medium Gray	All Upper Case	1" Height Subsurface Direct Print	CMU Block, Gypsum Laminated over CMU Block, or Gypsum over Metal Stud Wall Types
2	S4-2	STAIR 4	N10B	02-N10B-03	Tamper Resistant Pin Reject Hexalobular Internal Drive System Torx Screw, Counter Sunk in Face of Sign. Sign must be Reinforced with Interior Grade Silicone	NO ROOF ACCESS	Center Justified	Helvetica Regular	705 Medium Gray	All Upper Case	1" Height Subsurface Direct Print	CMU Block, Gypsum Laminated over CMU Block, or Gypsum over Metal Stud Wall Types
2	S4-2	STAIR 4	N10B	02-N10B-03	Tamper Resistant Pin Reject Hexalobular Internal Drive System Torx Screw, Counter Sunk in Face of Sign. Sign must be Reinforced with Interior Grade Silicone	NO STANDPIPE	Center Justified	Helvetica Regular	705 Medium Gray	All Upper Case	1" Height Subsurface Direct Print	CMU Block, Gypsum Laminated over CMU Block, or Gypsum over Metal Stud Wall Types
2	S4-2	STAIR 4	N10B	02-N10B-03	Tamper Resistant Pin Reject Hexalobular Internal Drive System Torx Screw, Counter Sunk in Face of Sign. Sign must be Reinforced with Interior Grade Silicone	LEVEL	Center Justified	Helvetica Regular	705 Medium Gray	All Upper Case	1" Height Subsurface Direct Print	CMU Block, Gypsum Laminated over CMU Block, or Gypsum over Metal Stud Wall Types
2	S4-2	STAIR 4	N10B	02-N10B-03	Tamper Resistant Pin Reject Hexalobular Internal Drive System Torx Screw, Counter Sunk in Face of Sign. Sign must be Reinforced with Interior Grade Silicone	2	Center Justified	Helvetica Regular	705 Medium Gray	All Upper Case	5" Height Subsurface Direct Print	CMU Block, Gypsum Laminated over CMU Block, or Gypsum over Metal Stud Wall Types
2	S4-2	STAIR 4	N10B	02-N10B-03	Tamper Resistant Pin Reject Hexalobular Internal Drive System Torx Screw, Counter Sunk in Face of Sign. Sign must be Reinforced with Interior Grade Silicone	EXIT DOWN AT FLOOR 1 TO EXTERIOR ONLY	Center Justified	Helvetica Regular	705 Medium Gray	All Upper Case	1" Height Subsurface Direct Print	CMU Block, Gypsum Laminated over CMU Block, or Gypsum over Metal Stud Wall Types
2	S4-2	STAIR 4	N10B	02-N10B-03	Tamper Resistant Pin Reject Hexalobular Internal Drive System Torx Screw, Counter Sunk in Face of Sign. Sign must be Reinforced with Interior Grade Silicone	NO INTERIOR ACCESS ON FLOOR 1	Center Justified	Helvetica Regular	705 Medium Gray	All Upper Case	1" Height Subsurface Direct Print	CMU Block, Gypsum Laminated over CMU Block, or Gypsum over Metal Stud Wall Types
2	S4-2	STAIR 4	N10B	02-N10B-03	Tamper Resistant Pin Reject Hexalobular Internal Drive System Torx Screw, Counter Sunk in Face of Sign. Sign must be Reinforced with Interior Grade Silicone	↓	Locate Left Side of Exit Information	N/A	705 Medium Gray	N/A	Subsurface Direct Print	CMU Block, Gypsum Laminated over CMU Block, or Gypsum over Metal Stud Wall Types
2	S4-2	STAIR 4	N34	02-N34-03	Tamper Resistant Pin Reject Hexalobular Internal Drive System Torx Screw, Counter Sunk in Face of Sign. Sign must be Reinforced with Interior Grade Silicone	STAIR 4	Left Justified	Helvetica Regular	774 Willow	All Upper Case	1.5" Height Subsurface ADA Raised Copy with Braille	CMU Block, Gypsum Laminated over CMU Block, or Gypsum over Metal Stud Wall Types
2	S4-2	STAIR 4	N34	02-N34-03	Tamper Resistant Pin Reject Hexalobular Internal Drive System Torx Screw, Counter Sunk in Face of Sign. Sign must be Reinforced with Interior Grade Silicone	LEVEL	Center Justified	Helvetica Regular	705 Medium Gray	All Upper Case	1" Height Subsurface ADA Raised Copy with Braille	CMU Block, Gypsum Laminated over CMU Block, or Gypsum over Metal Stud Wall Types
2	S4-2	STAIR 4	N34	02-N34-03	Tamper Resistant Pin Reject Hexalobular Internal Drive System Torx Screw, Counter Sunk in Face of Sign. Sign must be Reinforced with Interior Grade Silicone	2	Center Justified	Helvetica Regular	705 Medium Gray	All Upper Case	5" Height Subsurface ADA Raised Copy with Braille	CMU Block, Gypsum Laminated over CMU Block, or Gypsum over Metal Stud Wall Types
2	S4-2	STAIR 4	N09	02-N09-03	Tamper Resistant Pin Reject Hexalobular Internal Drive System Torx Screw, Counter Sunk in Face of Sign. Sign must be Reinforced with Interior Grade Silicone	S4-2	Left Justified	Helvetica Regular	774 Willow	All Upper Case	3/4" Height Subsurface ADA Raised Copy with Braille	CMU Block, Gypsum Laminated over CMU Block, or Gypsum over Metal Stud Wall Types
2	S4-2	STAIR 4	N09	02-N09-03	Tamper Resistant Pin Reject Hexalobular Internal Drive System Torx Screw, Counter Sunk in Face of Sign. Sign must be Reinforced with Interior Grade Silicone	Man on Stair Pictogram	Center Justified	N/A	705 Medium Gray	N/A	Subsurface ADA Raised Graphic	Pictogram Size Appropriate for 6"H Section of Sign; CMU Block, Gypsum Laminated over CMU Block, or Gypsum over Metal Stud Wall Types

2	S4-2	STAIR 4	N09	02-N09-03	Tamper Resistant Pin Reject Hexalobular Internal Drive System Torx Screw, Counter Sunk in Face of Sign. Sign must be Reinforced with Interior Grade Silicone	STAIR 4	Center Justified	Helvetica Regular	774 Willow	All Upper Case	5/8" Height Subsurface ADA Raised Copy with Braille	CMU Block, Gypsum Laminated over CMU Block, or Gypsum over Metal Stud Wall Types
2	S1-2	STAIR 1	N09	02-N09-04	Tamper Resistant Pin Reject Hexalobular Internal Drive System Torx Screw, Counter Sunk in Face of Sign. Sign must be Reinforced with Interior Grade Silicone	S1-2	Left Justified	Helvetica Regular	774 Willow	All Upper Case	3/4" Height Subsurface ADA Raised Copy with Braille	CMU Block, Gypsum Laminated over CMU Block, or Gypsum over Metal Stud Wall Types
2	S1-2	STAIR 1	N09	02-N09-04	Tamper Resistant Pin Reject Hexalobular Internal Drive System Torx Screw, Counter Sunk in Face of Sign. Sign must be Reinforced with Interior Grade Silicone	Man on Stair Pictogram	Center Justified	N/A	705 Medium Gray	N/A	Surface ADA Raised Graphic	Pictogram Size Appropriate for 6"H Section of Sign; CMU Block, Gypsum Laminated over CMU Block, or Gypsum over Metal Stud Wall Types
2	S1-2	STAIR 1	N09	02-N09-04	Tamper Resistant Pin Reject Hexalobular Internal Drive System Torx Screw, Counter Sunk in Face of Sign. Sign must be Reinforced with Interior Grade Silicone	STAIR 1	Center Justified	Helvetica Regular	774 Willow	All Upper Case	5/8" Height Subsurface ADA Raised Copy with Braille	CMU Block, Gypsum Laminated over CMU Block, or Gypsum over Metal Stud Wall Types
2	S1-2	STAIR 1	N10B	02-N10B-04	Tamper Resistant Pin Reject Hexalobular Internal Drive System Torx Screw, Counter Sunk in Face of Sign. Sign must be Reinforced with Interior Grade Silicone	STAIR 1	Left Justified	Helvetica Regular	774 Willow	All Upper Case	1.5" Height Subsurface Direct Print	CMU Block, Gypsum Laminated over CMU Block, or Gypsum over Metal Stud Wall Types
2	S1-2	STAIR 1	N10B	02-N10B-04	Tamper Resistant Pin Reject Hexalobular Internal Drive System Torx Screw, Counter Sunk in Face of Sign. Sign must be Reinforced with Interior Grade Silicone	B THROUGH 3	Center Justified	Helvetica Regular	705 Medium Gray	All Upper Case	1" Height Subsurface Direct Print	CMU Block, Gypsum Laminated over CMU Block, or Gypsum over Metal Stud Wall Types
2	S1-2	STAIR 1	N10B	02-N10B-04	Tamper Resistant Pin Reject Hexalobular Internal Drive System Torx Screw, Counter Sunk in Face of Sign. Sign must be Reinforced with Interior Grade Silicone	NO ROOF ACCESS	Center Justified	Helvetica Regular	705 Medium Gray	All Upper Case	1" Height Subsurface Direct Print	CMU Block, Gypsum Laminated over CMU Block, or Gypsum over Metal Stud Wall Types
2	S1-2	STAIR 1	N10B	02-N10B-04	Tamper Resistant Pin Reject Hexalobular Internal Drive System Torx Screw, Counter Sunk in Face of Sign. Sign must be Reinforced with Interior Grade Silicone	NO STANDPIPE	Center Justified	Helvetica Regular	705 Medium Gray	All Upper Case	1" Height Subsurface Direct Print	CMU Block, Gypsum Laminated over CMU Block, or Gypsum over Metal Stud Wall Types
2	S1-2	STAIR 1	N10B	02-N10B-04	Tamper Resistant Pin Reject Hexalobular Internal Drive System Torx Screw, Counter Sunk in Face of Sign. Sign must be Reinforced with Interior Grade Silicone	LEVEL	Center Justified	Helvetica Regular	705 Medium Gray	All Upper Case	1" Height Subsurface Direct Print	CMU Block, Gypsum Laminated over CMU Block, or Gypsum over Metal Stud Wall Types
2	S1-2	STAIR 1	N10B	02-N10B-04	Tamper Resistant Pin Reject Hexalobular Internal Drive System Torx Screw, Counter Sunk in Face of Sign. Sign must be Reinforced with Interior Grade Silicone	2	Center Justified	Helvetica Regular	705 Medium Gray	All Upper Case	5" Height Subsurface Direct Print	CMU Block, Gypsum Laminated over CMU Block, or Gypsum over Metal Stud Wall Types
2	S1-2	STAIR 1	N10B	02-N10B-04	Tamper Resistant Pin Reject Hexalobular Internal Drive System Torx Screw, Counter Sunk in Face of Sign. Sign must be Reinforced with Interior Grade Silicone	EXIT DOWN AT FLOOR 1	Center Justified	Helvetica Regular	705 Medium Gray	All Upper Case	1" Height Subsurface Direct Print	CMU Block, Gypsum Laminated over CMU Block, or Gypsum over Metal Stud Wall Types
2	S1-2	STAIR 1	N10B	02-N10B-04	Tamper Resistant Pin Reject Hexalobular Internal Drive System Torx Screw, Counter Sunk in Face of Sign. Sign must be Reinforced with Interior Grade Silicone	↓	Locate Left Side of Exit Information	N/A	705 Medium Gray	N/A	Surface Direct Print	CMU Block, Gypsum Laminated over CMU Block, or Gypsum over Metal Stud Wall Types
2	S1-2	STAIR 1	N34	02-N34-04	Tamper Resistant Pin Reject Hexalobular Internal Drive System Torx Screw, Counter Sunk in Face of Sign. Sign must be Reinforced with Interior Grade Silicone	STAIR 1	Left Justified	Helvetica Regular	774 Willow	All Upper Case	1.5" Height Subsurface ADA Raised Copy with Braille	CMU Block, Gypsum Laminated over CMU Block, or Gypsum over Metal Stud Wall Types
2	S1-2	STAIR 1	N34	02-N34-04	Tamper Resistant Pin Reject Hexalobular Internal Drive System Torx Screw, Counter Sunk in Face of Sign. Sign must be Reinforced with Interior Grade Silicone	LEVEL	Center Justified	Helvetica Regular	705 Medium Gray	All Upper Case	1" Height Subsurface ADA Raised Copy with Braille	CMU Block, Gypsum Laminated over CMU Block, or Gypsum over Metal Stud Wall Types

2	S1-2	STAIR 1	N34	02-N34-04	Tamper Resistant Pin Reject Hexalobular Interl Drive System Torx Screw, Counter Sunk in Face of Sign. Sign must be Reinforced with Interior Grade Silicone	2	Center Justified	Helvetica Regular	705 Medium Gray	All Upper Case	5" Height Subsurface ADA Raised Copy with Braille	CMU Block, Gypsum Laminated over CMU Block, or Gypsum over Metal Stud Wall Types
2	250	RESTROOM/SHOWER	N32B	02-N32B-06	Tamper Resistant Pin Reject Hexalobular Interl Drive System Torx Screw, Counter Sunk in Face of Sign. Sign must be Reinforced with Interior Grade Silicone	250	Left Justified	Helvetica Regular	774 Willow	All Upper Case	3/4" Height Subsurface ADA Raised Copy with Braille	CMU Block, Gypsum Laminated over CMU Block, or Gypsum over Metal Stud Wall Types
2	250	RESTROOM/SHOWER	N32B	02-N32B-06	Tamper Resistant Pin Reject Hexalobular Interl Drive System Torx Screw, Counter Sunk in Face of Sign. Sign must be Reinforced with Interior Grade Silicone	Shower Pictogram	Center Justified	N/A	705 Medium Gray	N/A	Subsurface ADA Raised Graphic	Pictogram Size Appropriate for 6"H Section of Sign; CMU Block, Gypsum Laminated over CMU Block, or Gypsum over Metal Stud Wall Types
2	250	RESTROOM/SHOWER	N32B	02-N32B-06	Tamper Resistant Pin Reject Hexalobular Interl Drive System Torx Screw, Counter Sunk in Face of Sign. Sign must be Reinforced with Interior Grade Silicone	RESTROOM/SHOWER	Center Justified	Helvetica Regular	774 Willow	All Upper Case	5/8" Height Subsurface ADA Raised Copy with Braille	CMU Block, Gypsum Laminated over CMU Block, or Gypsum over Metal Stud Wall Types
2	251	RESTROOM	N03B	02-N03B-01	Tamper Resistant Pin Reject Hexalobular Interl Drive System Torx Screw, Counter Sunk in Face of Sign. Sign must be Reinforced with Interior Grade Silicone	251	Left Justified	Helvetica Regular	774 Willow	All Upper Case	3/4" Height Subsurface ADA Raised Copy with Braille	CMU Block, Gypsum Laminated over CMU Block, or Gypsum over Metal Stud Wall Types
2	251	RESTROOM	N03B	02-N03B-01	Tamper Resistant Pin Reject Hexalobular Interl Drive System Torx Screw, Counter Sunk in Face of Sign. Sign must be Reinforced with Interior Grade Silicone	Unisex Pictogram	Center Justified	N/A	705 Medium Gray	N/A	Subsurface ADA Raised Graphic	Pictogram Size Appropriate for 6"H Section of Sign; CMU Block, Gypsum Laminated over CMU Block, or Gypsum over Metal Stud Wall Types
2	251	RESTROOM	N03B	02-N03B-01	Tamper Resistant Pin Reject Hexalobular Interl Drive System Torx Screw, Counter Sunk in Face of Sign. Sign must be Reinforced with Interior Grade Silicone	RESTROOM	Center Justified	Helvetica Regular	774 Willow	All Upper Case	5/8" Height Subsurface ADA Raised Copy with Braille	CMU Block, Gypsum Laminated over CMU Block, or Gypsum over Metal Stud Wall Types
2	252	Bedroom	N04A	02-N04A-10	Tamper Resistant Pin Reject Hexalobular Interl Drive System Torx Screw, Counter Sunk in Face of Sign. Sign must be Reinforced with Interior Grade Silicone	252	Left Justified	Helvetica Regular	774 Willow	All Upper Case	3/4" Height Subsurface ADA Raised Copy with Braille	CMU Block, Gypsum Laminated over CMU Block, or Gypsum over Metal Stud Wall Types
2	252	Bedroom	N04A	02-N04A-10	Tamper Resistant Pin Reject Hexalobular Interl Drive System Torx Screw, Counter Sunk in Face of Sign. Sign must be Reinforced with Interior Grade Silicone	Bedroom	Center Justified	Helvetica Regular	Black Laser Print Copy	Upper/Lower Case	5/8" Height Laser Print	CMU Block, Gypsum Laminated over CMU Block, or Gypsum over Metal Stud Wall Types
2	252	Bedroom	N04A	02-N04A-10	Tamper Resistant Pin Reject Hexalobular Interl Drive System Torx Screw, Counter Sunk in Face of Sign. Sign must be Reinforced with Interior Grade Silicone	N/A	N/A	N/A	N/A	N/A	N/A	2" x 9" Blank Insert- Customer to Provide Printing; CMU Block, Gypsum Laminated over CMU Block, or Gypsum over Metal Stud Wall Types
2	253	RESTROOM	N03B	02-N03B-02	Tamper Resistant Pin Reject Hexalobular Interl Drive System Torx Screw, Counter Sunk in Face of Sign. Sign must be Reinforced with Interior Grade Silicone	253	Left Justified	Helvetica Regular	774 Willow	All Upper Case	3/4" Height Subsurface ADA Raised Copy with Braille	CMU Block, Gypsum Laminated over CMU Block, or Gypsum over Metal Stud Wall Types
2	253	RESTROOM	N03B	02-N03B-02	Tamper Resistant Pin Reject Hexalobular Interl Drive System Torx Screw, Counter Sunk in Face of Sign. Sign must be Reinforced with Interior Grade Silicone	Unisex Pictogram	Center Justified	N/A	705 Medium Gray	N/A	Subsurface ADA Raised Graphic	Pictogram Size Appropriate for 6"H Section of Sign; CMU Block, Gypsum Laminated over CMU Block, or Gypsum over Metal Stud Wall Types
2	253	RESTROOM	N03B	02-N03B-02	Tamper Resistant Pin Reject Hexalobular Interl Drive System Torx Screw, Counter Sunk in Face of Sign. Sign must be Reinforced with Interior Grade Silicone	RESTROOM	Center Justified	Helvetica Regular	774 Willow	All Upper Case	5/8" Height Subsurface ADA Raised Copy with Braille	CMU Block, Gypsum Laminated over CMU Block, or Gypsum over Metal Stud Wall Types

2	254	Bedroom	N18	02-N18-07	Tamper Resistant Pin Reject Hexalobular Interl Drive System Torx Screw, Counter Sunk in Face of Sign. Sign must be Reinforced with Interior Grade Silicone	254	Left Justified	Helvetica Regular	774 Willow	All Upper Case	3/4" Height Subsurface ADA Raised Copy with Braille	CMU Block, Gypsum Laminated over CMU Block, or Gypsum over Metal Stud Wall Types
2	254	Bedroom	N18	02-N18-07	Tamper Resistant Pin Reject Hexalobular Interl Drive System Torx Screw, Counter Sunk in Face of Sign. Sign must be Reinforced with Interior Grade Silicone	Bedroom	Center Justified	Helvetica Regular	Black Laser Print Copy	Upper/Lower Case	5/8" Height Laser Print	CMU Block, Gypsum Laminated over CMU Block, or Gypsum over Metal Stud Wall Types
2	254	Bedroom	N18	02-N18-07	Tamper Resistant Pin Reject Hexalobular Interl Drive System Torx Screw, Counter Sunk in Face of Sign. Sign must be Reinforced with Interior Grade Silicone	N/A	N/A	N/A	N/A	N/A	N/A	2" x 9" Blank Insert- Customer to Provide Printing; CMU Block, Gypsum Laminated over CMU Block, or Gypsum over Metal Stud Wall Types
2	254	Bedroom	N18	02-N18-07	Tamper Resistant Pin Reject Hexalobular Interl Drive System Torx Screw, Counter Sunk in Face of Sign. Sign must be Reinforced with Interior Grade Silicone	N/A	N/A	N/A	N/A	N/A	N/A	2" x 9" Blank Insert- Customer to Provide Printing; CMU Block, Gypsum Laminated over CMU Block, or Gypsum over Metal Stud Wall Types
2	291	Corridor	N12A	02-N12A-03	Tamper Resistant Pin Reject Hexalobular Interl Drive System Torx Screw, Counter Sunk in Face of Sign. Sign must be Reinforced with Interior Grade Silicone	FLOOR 2	Left Justified	Helvetica Regular	774 Willow	All Upper Case	1 1/2" Height Subsurface Direct Print	CMU Block, Gypsum Laminated over CMU Block, or Gypsum over Metal Stud Wall Types
2	291	Corridor	N12A	02-N12A-03	Tamper Resistant Pin Reject Hexalobular Interl Drive System Torx Screw, Counter Sunk in Face of Sign. Sign must be Reinforced with Interior Grade Silicone	→ Group Room	Left Justified	Helvetica Regular	Black Laser Print Copy	Upper/Lower Case	5/8" Height Laser Print	CMU Block, Gypsum Laminated over CMU Block, or Gypsum over Metal Stud Wall Types
2	291	Corridor	N12A	02-N12A-03	Tamper Resistant Pin Reject Hexalobular Interl Drive System Torx Screw, Counter Sunk in Face of Sign. Sign must be Reinforced with Interior Grade Silicone	→ Multi-Purpose Room	Left Justified	Helvetica Regular	Black Laser Print Copy	Upper/Lower Case	5/8" Height Laser Print	CMU Block, Gypsum Laminated over CMU Block, or Gypsum over Metal Stud Wall Types
2	291	Corridor	N12A	02-N12A-03	Tamper Resistant Pin Reject Hexalobular Interl Drive System Torx Screw, Counter Sunk in Face of Sign. Sign must be Reinforced with Interior Grade Silicone	→ Comfort Room	Left Justified	Helvetica Regular	Black Laser Print Copy	Upper/Lower Case	5/8" Height Laser Print	CMU Block, Gypsum Laminated over CMU Block, or Gypsum over Metal Stud Wall Types
2	291	Corridor	N12A	02-N12A-03	Tamper Resistant Pin Reject Hexalobular Interl Drive System Torx Screw, Counter Sunk in Face of Sign. Sign must be Reinforced with Interior Grade Silicone	→ Laundry Facilities	Left Justified	Helvetica Regular	Black Laser Print Copy	Upper/Lower Case	5/8" Height Laser Print	CMU Block, Gypsum Laminated over CMU Block, or Gypsum over Metal Stud Wall Types
2	291	Corridor	N12A	02-N12A-03	Tamper Resistant Pin Reject Hexalobular Interl Drive System Torx Screw, Counter Sunk in Face of Sign. Sign must be Reinforced with Interior Grade Silicone	→ Bedrooms 255-260	Left Justified	Helvetica Regular	Black Laser Print Copy	Upper/Lower Case	5/8" Height Laser Print	CMU Block, Gypsum Laminated over CMU Block, or Gypsum over Metal Stud Wall Types
2	291	Corridor	N12A	02-N12A-03	Tamper Resistant Pin Reject Hexalobular Interl Drive System Torx Screw, Counter Sunk in Face of Sign. Sign must be Reinforced with Interior Grade Silicone	← Bedrooms 200-232	Left Justified	Helvetica Regular	Black Laser Print Copy	Upper/Lower Case	5/8" Height Laser Print	CMU Block, Gypsum Laminated over CMU Block, or Gypsum over Metal Stud Wall Types
2	255	Bedroom	N18	02-N18-08	Tamper Resistant Pin Reject Hexalobular Interl Drive System Torx Screw, Counter Sunk in Face of Sign. Sign must be Reinforced with Interior Grade Silicone	255	Left Justified	Helvetica Regular	774 Willow	All Upper Case	3/4" Height Subsurface ADA Raised Copy with Braille	CMU Block, Gypsum Laminated over CMU Block, or Gypsum over Metal Stud Wall Types
2	255	Bedroom	N18	02-N18-08	Tamper Resistant Pin Reject Hexalobular Interl Drive System Torx Screw, Counter Sunk in Face of Sign. Sign must be Reinforced with Interior Grade Silicone	Bedroom	Center Justified	Helvetica Regular	Black Laser Print Copy	Upper/Lower Case	5/8" Height Laser Print	CMU Block, Gypsum Laminated over CMU Block, or Gypsum over Metal Stud Wall Types

2	255	Bedroom	N18	02-N18-08	Tamper Resistant Pin Reject Hexalobular Interl Drive System Torx Screw, Counter Sunk in Face of Sign. Sign must be Reinforced with Interior Grade Silicone	N/A	N/A	N/A	N/A	N/A	N/A	2" x 9" Blank Insert- Customer to Provide Printing; CMU Block, Gypsum Laminated over CMU Block, or Gypsum over Metal Stud Wall Types
2	255	Bedroom	N18	02-N18-08	Tamper Resistant Pin Reject Hexalobular Interl Drive System Torx Screw, Counter Sunk in Face of Sign. Sign must be Reinforced with Interior Grade Silicone	N/A	N/A	N/A	N/A	N/A	N/A	2" x 9" Blank Insert- Customer to Provide Printing; CMU Block, Gypsum Laminated over CMU Block, or Gypsum over Metal Stud Wall Types
2	256	RESTROOM/SHOWER	N32B	02-N32B-07	Tamper Resistant Pin Reject Hexalobular Interl Drive System Torx Screw, Counter Sunk in Face of Sign. Sign must be Reinforced with Interior Grade Silicone	256	Left Justified	Helvetica Regular	774 Willow	All Upper Case	3/4" Height Subsurface ADA Raised Copy with Braille	CMU Block, Gypsum Laminated over CMU Block, or Gypsum over Metal Stud Wall Types
2	256	RESTROOM/SHOWER	N32B	02-N32B-07	Tamper Resistant Pin Reject Hexalobular Interl Drive System Torx Screw, Counter Sunk in Face of Sign. Sign must be Reinforced with Interior Grade Silicone	Shower Pictogram	Center Justified	N/A	705 Medium Gray	N/A	Subsurface ADA Raised Graphic	Pictogram Size Appropriate for 6"H Section of Sign; CMU Block, Gypsum Laminated over CMU Block, or Gypsum over Metal Stud Wall Types
2	256	RESTROOM/SHOWER	N32B	02-N32B-07	Tamper Resistant Pin Reject Hexalobular Interl Drive System Torx Screw, Counter Sunk in Face of Sign. Sign must be Reinforced with Interior Grade Silicone	RESTROOM/SHOWER	Center Justified	Helvetica Regular	774 Willow	All Upper Case	5/8" Height Subsurface ADA Raised Copy with Braille	CMU Block, Gypsum Laminated over CMU Block, or Gypsum over Metal Stud Wall Types
2	257	RESTROOM/SHOWER	N32A	02-N32A-05	Tamper Resistant Pin Reject Hexalobular Interl Drive System Torx Screw, Counter Sunk in Face of Sign. Sign must be Reinforced with Interior Grade Silicone	257	Left Justified	Helvetica Regular	774 Willow	All Upper Case	3/4" Height Subsurface ADA Raised Copy with Braille	CMU Block, Gypsum Laminated over CMU Block, or Gypsum over Metal Stud Wall Types
2	257	RESTROOM/SHOWER	N32A	02-N32A-05	Tamper Resistant Pin Reject Hexalobular Interl Drive System Torx Screw, Counter Sunk in Face of Sign. Sign must be Reinforced with Interior Grade Silicone	Shower & Accessible Pictograms	Center Justified	N/A	705 Medium Gray	N/A	Subsurface ADA Raised Graphic	Pictogram Size Appropriate for 6"H Section of Sign; CMU Block, Gypsum Laminated over CMU Block, or Gypsum over Metal Stud Wall Types
2	257	RESTROOM/SHOWER	N32A	02-N32A-05	Tamper Resistant Pin Reject Hexalobular Interl Drive System Torx Screw, Counter Sunk in Face of Sign. Sign must be Reinforced with Interior Grade Silicone	RESTROOM/SHOWER	Center Justified	Helvetica Regular	774 Willow	All Upper Case	5/8" Height Subsurface ADA Raised Copy with Braille	CMU Block, Gypsum Laminated over CMU Block, or Gypsum over Metal Stud Wall Types
2	258	Bedroom	N04A	02-N04A-11	Tamper Resistant Pin Reject Hexalobular Interl Drive System Torx Screw, Counter Sunk in Face of Sign. Sign must be Reinforced with Interior Grade Silicone	258	Left Justified	Helvetica Regular	774 Willow	All Upper Case	3/4" Height Subsurface ADA Raised Copy with Braille	CMU Block, Gypsum Laminated over CMU Block, or Gypsum over Metal Stud Wall Types
2	258	Bedroom	N04A	02-N04A-11	Tamper Resistant Pin Reject Hexalobular Interl Drive System Torx Screw, Counter Sunk in Face of Sign. Sign must be Reinforced with Interior Grade Silicone	Bedroom	Center Justified	Helvetica Regular	Black Laser Print Copy	Upper/Lower Case	5/8" Height Laser Print	CMU Block, Gypsum Laminated over CMU Block, or Gypsum over Metal Stud Wall Types
2	258	Bedroom	N04A	02-N04A-11	Tamper Resistant Pin Reject Hexalobular Interl Drive System Torx Screw, Counter Sunk in Face of Sign. Sign must be Reinforced with Interior Grade Silicone	N/A	N/A	N/A	N/A	N/A	N/A	2" x 9" Blank Insert- Customer to Provide Printing; CMU Block, Gypsum Laminated over CMU Block, or Gypsum over Metal Stud Wall Types
2	291	Corridor	N07	02-N07-04	Tamper Resistant Pin Reject Hexalobular Interl Drive System Torx Screw, Counter Sunk in Face of Sign. Sign must be Reinforced with Interior Grade Silicone	EVACUATION PLAN	Left Justified	Helvetica Regular	774 Willow	All Upper Case	3/4" Height Subsurface Direct Print	CMU Block, Gypsum Laminated over CMU Block, or Gypsum over Metal Stud Wall Types

2	291	Corridor	N07	02-N07-04	Tamper Resistant Pin Reject Hexalobular Interl Drive System Torx Screw, Counter Sunk in Face of Sign. Sign must be Reinforced with Interior Grade Silicone	N/A	N/A	N/A	N/A	N/A	N/A	8 1/2" X 11" Laser Printed Evacuation Map- Customer to Provide Printing; CMU Block, Gypsum Laminated over CMU Block, or Gypsum over Metal Stud Wall Types
2	291	Corridor	N11A	02-N11A-03	Tamper Resistant Pin Reject Hexalobular Interl Drive System Torx Screw, Counter Sunk in Face of Sign. Sign must be Reinforced with Interior Grade Silicone	Laundry and Gathering Spaces	Center Justified	Helvetica Regular	705 Medium Gray	Upper/Lower Case	5/8" Height Subsurface Direct Print	CMU Block, Gypsum Laminated over CMU Block, or Gypsum over Metal Stud Wall Types
2	291	Corridor	N11A	02-N11A-03	Tamper Resistant Pin Reject Hexalobular Interl Drive System Torx Screw, Counter Sunk in Face of Sign. Sign must be Reinforced with Interior Grade Silicone	↑	Center Justified	N/A	705 Medium Gray	N/A	Subsurface Direct Print Graphic	Pictogram should be centered beneath message; CMU Block, Gypsum Laminated over CMU Block, or Gypsum over Metal Stud Wall Types
2	259	Vestibule	N09	02-N09-05	Tamper Resistant Pin Reject Hexalobular Interl Drive System Torx Screw, Counter Sunk in Face of Sign. Sign must be Reinforced with Interior Grade Silicone	S3-2	Left Justified	Helvetica Regular	774 Willow	All Upper Case	3/4" Height Subsurface ADA Raised Copy with Braille	CMU Block, Gypsum Laminated over CMU Block, or Gypsum over Metal Stud Wall Types
2	259	Vestibule	N09	02-N09-05	Tamper Resistant Pin Reject Hexalobular Interl Drive System Torx Screw, Counter Sunk in Face of Sign. Sign must be Reinforced with Interior Grade Silicone	Man on Stair Pictogram	Center Justified	N/A	705 Medium Gray	N/A	Subsurface ADA Raised Graphic	Pictogram Size Appropriate for 6"H Section of Sign; CMU Block, Gypsum Laminated over CMU Block, or Gypsum over Metal Stud Wall Types
2	259	Vestibule	N09	02-N09-05	Tamper Resistant Pin Reject Hexalobular Interl Drive System Torx Screw, Counter Sunk in Face of Sign. Sign must be Reinforced with Interior Grade Silicone	STAIR 3	Center Justified	Helvetica Regular	774 Willow	All Upper Case	5/8" Height Subsurface ADA Raised Copy with Braille	CMU Block, Gypsum Laminated over CMU Block, or Gypsum over Metal Stud Wall Types
2	S3-2	STAIR 3	N10B	02-N10B-05	Tamper Resistant Pin Reject Hexalobular Interl Drive System Torx Screw, Counter Sunk in Face of Sign. Sign must be Reinforced with Interior Grade Silicone	STAIR 3	Left Justified	Helvetica Regular	774 Willow	All Upper Case	1.5" Height Subsurface Direct Print	CMU Block, Gypsum Laminated over CMU Block, or Gypsum over Metal Stud Wall Types
2	S3-2	STAIR 3	N10B	02-N10B-05	Tamper Resistant Pin Reject Hexalobular Interl Drive System Torx Screw, Counter Sunk in Face of Sign. Sign must be Reinforced with Interior Grade Silicone	1 THROUGH 3	Center Justified	Helvetica Regular	705 Medium Gray	All Upper Case	1" Height Subsurface Direct Print	CMU Block, Gypsum Laminated over CMU Block, or Gypsum over Metal Stud Wall Types
2	S3-2	STAIR 3	N10B	02-N10B-05	Tamper Resistant Pin Reject Hexalobular Interl Drive System Torx Screw, Counter Sunk in Face of Sign. Sign must be Reinforced with Interior Grade Silicone	NO ROOF ACCESS	Center Justified	Helvetica Regular	705 Medium Gray	All Upper Case	1" Height Subsurface Direct Print	CMU Block, Gypsum Laminated over CMU Block, or Gypsum over Metal Stud Wall Types
2	S3-2	STAIR 3	N10B	02-N10B-05	Tamper Resistant Pin Reject Hexalobular Interl Drive System Torx Screw, Counter Sunk in Face of Sign. Sign must be Reinforced with Interior Grade Silicone	NO STANDPIPE	Center Justified	Helvetica Regular	705 Medium Gray	All Upper Case	1" Height Subsurface Direct Print	CMU Block, Gypsum Laminated over CMU Block, or Gypsum over Metal Stud Wall Types
2	S3-2	STAIR 3	N10B	02-N10B-05	Tamper Resistant Pin Reject Hexalobular Interl Drive System Torx Screw, Counter Sunk in Face of Sign. Sign must be Reinforced with Interior Grade Silicone	LEVEL	Center Justified	Helvetica Regular	705 Medium Gray	All Upper Case	1" Height Subsurface Direct Print	CMU Block, Gypsum Laminated over CMU Block, or Gypsum over Metal Stud Wall Types
2	S3-2	STAIR 3	N10B	02-N10B-05	Tamper Resistant Pin Reject Hexalobular Interl Drive System Torx Screw, Counter Sunk in Face of Sign. Sign must be Reinforced with Interior Grade Silicone	2	Center Justified	Helvetica Regular	705 Medium Gray	All Upper Case	5" Height Subsurface Direct Print	CMU Block, Gypsum Laminated over CMU Block, or Gypsum over Metal Stud Wall Types
2	S3-2	STAIR 3	N10B	02-N10B-05	Tamper Resistant Pin Reject Hexalobular Interl Drive System Torx Screw, Counter Sunk in Face of Sign. Sign must be Reinforced with Interior Grade Silicone	EXIT DOWN AT FLOOR 1 TO EXTERIOR ONLY	Center Justified	Helvetica Regular	705 Medium Gray	All Upper Case	1" Height Subsurface Direct Print	CMU Block, Gypsum Laminated over CMU Block, or Gypsum over Metal Stud Wall Types

2	S3-2	STAIR 3	N10B	02-N10B-03	Tamper Resistant Pin Reject Hexalobular Internal Drive System Torx Screw, Counter Sunk in Face of Sign. Sign must be Reinforced with Interior Grade Silicone	NO INTERIOR ACCESS ON FLOOR 1	Center Justified	Helvetica Regular	705 Medium Gray	All Upper Case	1" Height Subsurface Direct Print	CMU Block, Gypsum Laminated over CMU Block, or Gypsum over Metal Stud Wall Types
2	S3-2	STAIR 3	N10B	02-N10B-05	Tamper Resistant Pin Reject Hexalobular Internal Drive System Torx Screw, Counter Sunk in Face of Sign. Sign must be Reinforced with Interior Grade Silicone	↓	Locate Left Side of Exit Information	N/A	705 Medium Gray	N/A	Subsurface Direct Print	CMU Block, Gypsum Laminated over CMU Block, or Gypsum over Metal Stud Wall Types
2	S3-2	STAIR 3	N34	02-N34-05	Tamper Resistant Pin Reject Hexalobular Internal Drive System Torx Screw, Counter Sunk in Face of Sign. Sign must be Reinforced with Interior Grade Silicone	STAIR 3	Left Justified	Helvetica Regular	774 Willow	All Upper Case	1.5" Height Subsurface ADA Raised Copy with Braille	CMU Block, Gypsum Laminated over CMU Block, or Gypsum over Metal Stud Wall Types
2	S3-2	STAIR 3	N34	02-N34-05	Tamper Resistant Pin Reject Hexalobular Internal Drive System Torx Screw, Counter Sunk in Face of Sign. Sign must be Reinforced with Interior Grade Silicone	LEVEL	Center Justified	Helvetica Regular	705 Medium Gray	All Upper Case	1" Height Subsurface ADA Raised Copy with Braille	CMU Block, Gypsum Laminated over CMU Block, or Gypsum over Metal Stud Wall Types
2	S3-2	STAIR 3	N34	02-N34-05	Tamper Resistant Pin Reject Hexalobular Internal Drive System Torx Screw, Counter Sunk in Face of Sign. Sign must be Reinforced with Interior Grade Silicone	2	Center Justified	Helvetica Regular	705 Medium Gray	All Upper Case	5" Height Subsurface ADA Raised Copy with Braille	CMU Block, Gypsum Laminated over CMU Block, or Gypsum over Metal Stud Wall Types
2	260	Bedroom	N04A	02-N04A-12	Tamper Resistant Pin Reject Hexalobular Internal Drive System Torx Screw, Counter Sunk in Face of Sign. Sign must be Reinforced with Interior Grade Silicone	260	Left Justified	Helvetica Regular	774 Willow	All Upper Case	3/4" Height Subsurface ADA Raised Copy with Braille	CMU Block, Gypsum Laminated over CMU Block, or Gypsum over Metal Stud Wall Types
2	260	Bedroom	N04A	02-N04A-12	Tamper Resistant Pin Reject Hexalobular Internal Drive System Torx Screw, Counter Sunk in Face of Sign. Sign must be Reinforced with Interior Grade Silicone	Bedroom	Center Justified	Helvetica Regular	Black Laser Print Copy	Upper/Lower Case	5/8" Height Laser Print	CMU Block, Gypsum Laminated over CMU Block, or Gypsum over Metal Stud Wall Types
2	260	Bedroom	N04A	02-N04A-12	Tamper Resistant Pin Reject Hexalobular Internal Drive System Torx Screw, Counter Sunk in Face of Sign. Sign must be Reinforced with Interior Grade Silicone	N/A	N/A	N/A	N/A	N/A	N/A	2" x 9" Blank Insert- Customer to Provide Printing; CMU Block, Gypsum Laminated over CMU Block, or Gypsum over Metal Stud Wall Types
2	261	ADL Supplies	N05A	02-N05A-08	Tamper Resistant Pin Reject Hexalobular Internal Drive System Torx Screw, Counter Sunk in Face of Sign. Sign must be Reinforced with Interior Grade Silicone	261	Left Justified	Helvetica Regular	774 Willow	All Upper Case	3/4" Height Subsurface ADA Raised Copy with Braille	CMU Block, Gypsum Laminated over CMU Block, or Gypsum over Metal Stud Wall Types
2	261	ADL Supplies	N05A	02-N05A-08	Tamper Resistant Pin Reject Hexalobular Internal Drive System Torx Screw, Counter Sunk in Face of Sign. Sign must be Reinforced with Interior Grade Silicone	ADL Supplies	Center Justified	Helvetica Regular	Black Laser Print Copy	Upper/Lower Case	5/8" Height Laser Print	CMU Block, Gypsum Laminated over CMU Block, or Gypsum over Metal Stud Wall Types
2	262	Clean Linen	N05A	02-N05A-09	Tamper Resistant Pin Reject Hexalobular Internal Drive System Torx Screw, Counter Sunk in Face of Sign. Sign must be Reinforced with Interior Grade Silicone	262	Left Justified	Helvetica Regular	774 Willow	All Upper Case	3/4" Height Subsurface ADA Raised Copy with Braille	CMU Block, Gypsum Laminated over CMU Block, or Gypsum over Metal Stud Wall Types
2	262	Clean Linen	N05A	02-N05A-09	Tamper Resistant Pin Reject Hexalobular Internal Drive System Torx Screw, Counter Sunk in Face of Sign. Sign must be Reinforced with Interior Grade Silicone	Clean Linen	Center Justified	Helvetica Regular	Black Laser Print Copy	Upper/Lower Case	5/8" Height Laser Print	CMU Block, Gypsum Laminated over CMU Block, or Gypsum over Metal Stud Wall Types
2	263	Comfort Room	N05A	02-N05A-10	Tamper Resistant Pin Reject Hexalobular Internal Drive System Torx Screw, Counter Sunk in Face of Sign. Sign must be Reinforced with Interior Grade Silicone	263	Left Justified	Helvetica Regular	774 Willow	All Upper Case	3/4" Height Subsurface ADA Raised Copy with Braille	CMU Block, Gypsum Laminated over CMU Block, or Gypsum over Metal Stud Wall Types
2	263	Comfort Room	N05A	02-N05A-10	Tamper Resistant Pin Reject Hexalobular Internal Drive System Torx Screw, Counter Sunk in Face of Sign. Sign must be Reinforced with Interior Grade Silicone	Comfort Room	Center Justified	Helvetica Regular	Black Laser Print Copy	Upper/Lower Case	5/8" Height Laser Print	CMU Block, Gypsum Laminated over CMU Block, or Gypsum over Metal Stud Wall Types



2	264	SOILED LINEN	N02A	02-N02A-08	Interior Grade VHB Tape Reinforced with Silicone for Mounting on Door. Sign should be produced with screw holes in the event it needs to be relocated.	264	Left Justified	Helvetica Regular	774 Willow	All Upper Case	3/4" Height Subsurface ADA Raised Copy with Braille	Mounting on Door.
2	264	SOILED LINEN	N02A	02-N02A-08	Interior Grade VHB Tape Reinforced with Silicone for Mounting on Door. Sign should be produced with screw holes in the event it needs to be relocated.	SOILED LINEN	Center Justified	Helvetica Regular	705 Medium Gray	All Upper Case	5/8" Height Subsurface ADA Raised Copy with Braille	Mounting on Door.
2	265	LAUNDRY ROOM	N02A	02-N02A-09	Tamper Resistant Pin Reject Hexalobular Interl Drive System Torx Screw, Counter Sunk in Face of Sign. Sign must be Reinforced with Interior Grade Silicone	265	Left Justified	Helvetica Regular	774 Willow	All Upper Case	3/4" Height Subsurface ADA Raised Copy with Braille	CMU Block, Gypsum Laminated over CMU Block, or Gypsum over Metal Stud Wall Types
2	265	LAUNDRY ROOM	N02A	02-N02A-09	Tamper Resistant Pin Reject Hexalobular Interl Drive System Torx Screw, Counter Sunk in Face of Sign. Sign must be Reinforced with Interior Grade Silicone	LAUNDRY ROOM	Center Justified	Helvetica Regular	705 Medium Gray	All Upper Case	5/8" Height Subsurface ADA Raised Copy with Braille	CMU Block, Gypsum Laminated over CMU Block, or Gypsum over Metal Stud Wall Types
2	266	Linen Carts	N05A	02-N05A-13	Interior Grade VHB Tape Reinforced with Silicone for Mounting on Door. Sign should be produced with screw holes in the event it needs to be relocated.	266	Left Justified	Helvetica Regular	774 Willow	All Upper Case	3/4" Height Subsurface ADA Raised Copy with Braille	Mounting on Door.
2	266	Linen Carts	N05A	02-N05A-13	Interior Grade VHB Tape Reinforced with Silicone for Mounting on Door. Sign should be produced with screw holes in the event it needs to be relocated.	Linen Carts	Center Justified	Helvetica Regular	Black Laser Print Copy	Upper/Lower Case	5/8" Height Laser Print	Mounting on Door.
2	267	RESTROOM	N03A	02-N03A-01	Tamper Resistant Pin Reject Hexalobular Interl Drive System Torx Screw, Counter Sunk in Face of Sign. Sign must be Reinforced with Interior Grade Silicone	267	Left Justified	Helvetica Regular	774 Willow	All Upper Case	3/4" Height Subsurface ADA Raised Copy with Braille	CMU Block, Gypsum Laminated over CMU Block, or Gypsum over Metal Stud Wall Types
2	267	RESTROOM	N03A	02-N03A-01	Tamper Resistant Pin Reject Hexalobular Interl Drive System Torx Screw, Counter Sunk in Face of Sign. Sign must be Reinforced with Interior Grade Silicone	Unisex & Accessible Pictograms	Center Justified	N/A	705 Medium Gray	N/A	Subsurface ADA Raised Graphic	Pictogram Size Appropriate for 6"H Section of Sign; CMU Block, Gypsum Laminated over CMU Block, or Gypsum over Metal Stud Wall Types
2	267	RESTROOM	N03A	02-N03A-01	Tamper Resistant Pin Reject Hexalobular Interl Drive System Torx Screw, Counter Sunk in Face of Sign. Sign must be Reinforced with Interior Grade Silicone	RESTROOM	Center Justified	Helvetica Regular	774 Willow	All Upper Case	5/8" Height Subsurface ADA Raised Copy with Braille	CMU Block, Gypsum Laminated over CMU Block, or Gypsum over Metal Stud Wall Types
2	268	Group Room	N05A	02-N05A-11	Tamper Resistant Pin Reject Hexalobular Interl Drive System Torx Screw, Counter Sunk in Face of Sign. Sign must be Reinforced with Interior Grade Silicone	268	Left Justified	Helvetica Regular	774 Willow	All Upper Case	3/4" Height Subsurface ADA Raised Copy with Braille	CMU Block, Gypsum Laminated over CMU Block, or Gypsum over Metal Stud Wall Types
2	268	Group Room	N05A	02-N05A-11	Tamper Resistant Pin Reject Hexalobular Interl Drive System Torx Screw, Counter Sunk in Face of Sign. Sign must be Reinforced with Interior Grade Silicone	Group Room	Center Justified	Helvetica Regular	Black Laser Print Copy	Upper/Lower Case	5/8" Height Laser Print	CMU Block, Gypsum Laminated over CMU Block, or Gypsum over Metal Stud Wall Types
2	269	Multi-Purpose Room	N05A	02-N05A-12	Interior Grade VHB Tape Reinforced with Silicone for Mounting on Glass. Sign should be produced with screw holes in the event it needs to be relocated. Glass Backer Needed.	269	Left Justified	Helvetica Regular	774 Willow	All Upper Case	3/4" Height Subsurface ADA Raised Copy with Braille	Mounting on Glass; Backer Needed.
2	269	Multi-Purpose Room	N05A	02-N05A-12	Interior Grade VHB Tape Reinforced with Silicone for Mounting on Glass. Sign should be produced with screw holes in the event it needs to be relocated. Glass Backer Needed.	Multi-Purpose Room	Center Justified	Helvetica Regular	Black Laser Print Copy	Upper/Lower Case	5/8" Height Laser Print	Mounting on Glass; Backer Needed.

2	292B	MECHANICAL ROOM	N02A	02-N02A-10	Tamper Resistant Pin Reject Hexalobular Interl Drive System Torx Screw, Counter Sunk in Face of Sign. Sign must be Reinforced with Interior Grade Silicone	292B	Left Justified	Helvetica Regular	774 Willow	All Upper Case	3/4" Height Subsurface ADA Raised Copy with Braille	CMU Block, Gypsum Laminated over CMU Block, or Gypsum over Metal Stud Wall Types
2	292B	MECHANICAL ROOM	N02A	02-N02A-10	Tamper Resistant Pin Reject Hexalobular Interl Drive System Torx Screw, Counter Sunk in Face of Sign. Sign must be Reinforced with Interior Grade Silicone	MECHANICAL ROOM	Center Justified	Helvetica Regular	705 Medium Gray	All Upper Case	5/8" Height Subsurface ADA Raised Copy with Braille	CMU Block, Gypsum Laminated over CMU Block, or Gypsum over Metal Stud Wall Types
3	S5-3	STAIR 5	N09	03-N09-01	Tamper Resistant Pin Reject Hexalobular Interl Drive System Torx Screw, Counter Sunk in Face of Sign. Sign must be Reinforced with Interior Grade Silicone	S5-3	Left Justified	Helvetica Regular	774 Willow	All Upper Case	3/4" Height Subsurface ADA Raised Copy with Braille	CMU Block, Gypsum Laminated over CMU Block, or Gypsum over Metal Stud Wall Types
3	S5-3	STAIR 5	N09	03-N09-01	Tamper Resistant Pin Reject Hexalobular Interl Drive System Torx Screw, Counter Sunk in Face of Sign. Sign must be Reinforced with Interior Grade Silicone	Man on Stair Pictogram	Center Justified	N/A	705 Medium Gray	N/A	Subsurface ADA Raised Graphic	Pictogram Size Appropriate for 6"H Section of Sign; CMU Block, Gypsum Laminated over CMU Block, or Gypsum over Metal Stud Wall Types
3	S5-3	STAIR 5	N09	03-N09-01	Tamper Resistant Pin Reject Hexalobular Interl Drive System Torx Screw, Counter Sunk in Face of Sign. Sign must be Reinforced with Interior Grade Silicone	STAIR 5	Center Justified	Helvetica Regular	774 Willow	All Upper Case	5/8" Height Subsurface ADA Raised Copy with Braille	CMU Block, Gypsum Laminated over CMU Block, or Gypsum over Metal Stud Wall Types
3	S5-3	STAIR 5	N10B	03-N10B-01	Tamper Resistant Pin Reject Hexalobular Interl Drive System Torx Screw, Counter Sunk in Face of Sign. Sign must be Reinforced with Interior Grade Silicone	STAIR 5	Left Justified	Helvetica Regular	774 Willow	All Upper Case	1.5" Height Subsurface Direct Print	CMU Block, Gypsum Laminated over CMU Block, or Gypsum over Metal Stud Wall Types
3	S5-3	STAIR 5	N10B	03-N10B-01	Tamper Resistant Pin Reject Hexalobular Interl Drive System Torx Screw, Counter Sunk in Face of Sign. Sign must be Reinforced with Interior Grade Silicone	1 THROUGH 3	Center Justified	Helvetica Regular	705 Medium Gray	All Upper Case	1" Height Subsurface Direct Print	CMU Block, Gypsum Laminated over CMU Block, or Gypsum over Metal Stud Wall Types
3	S5-3	STAIR 5	N10B	03-N10B-01	Tamper Resistant Pin Reject Hexalobular Interl Drive System Torx Screw, Counter Sunk in Face of Sign. Sign must be Reinforced with Interior Grade Silicone	NO ROOF ACCESS	Center Justified	Helvetica Regular	705 Medium Gray	All Upper Case	1" Height Subsurface Direct Print	CMU Block, Gypsum Laminated over CMU Block, or Gypsum over Metal Stud Wall Types
3	S5-3	STAIR 5	N10B	03-N10B-01	Tamper Resistant Pin Reject Hexalobular Interl Drive System Torx Screw, Counter Sunk in Face of Sign. Sign must be Reinforced with Interior Grade Silicone	NO STANDPIPE	Center Justified	Helvetica Regular	705 Medium Gray	All Upper Case	1" Height Subsurface Direct Print	CMU Block, Gypsum Laminated over CMU Block, or Gypsum over Metal Stud Wall Types
3	S5-3	STAIR 5	N10B	03-N10B-01	Tamper Resistant Pin Reject Hexalobular Interl Drive System Torx Screw, Counter Sunk in Face of Sign. Sign must be Reinforced with Interior Grade Silicone	ACCESS TO COMMUNICATIONS DUCT BELOW FLOOR 1 BY AUTHORIZED PERSONS ONLY	Center Justified	Helvetica Regular	705 Medium Gray	All Upper Case	1" Height Subsurface Direct Print	CMU Block, Gypsum Laminated over CMU Block, or Gypsum over Metal Stud Wall Types
3	S5-3	STAIR 5	N10B	03-N10B-01	Tamper Resistant Pin Reject Hexalobular Interl Drive System Torx Screw, Counter Sunk in Face of Sign. Sign must be Reinforced with Interior Grade Silicone	LEVEL	Center Justified	Helvetica Regular	705 Medium Gray	All Upper Case	1" Height Subsurface Direct Print	CMU Block, Gypsum Laminated over CMU Block, or Gypsum over Metal Stud Wall Types
3	S5-3	STAIR 5	N10B	03-N10B-01	Tamper Resistant Pin Reject Hexalobular Interl Drive System Torx Screw, Counter Sunk in Face of Sign. Sign must be Reinforced with Interior Grade Silicone	3	Center Justified	Helvetica Regular	705 Medium Gray	All Upper Case	5" Height Subsurface Direct Print	CMU Block, Gypsum Laminated over CMU Block, or Gypsum over Metal Stud Wall Types
3	S5-3	STAIR 5	N10B	03-N10B-01	Tamper Resistant Pin Reject Hexalobular Interl Drive System Torx Screw, Counter Sunk in Face of Sign. Sign must be Reinforced with Interior Grade Silicone	EXIT DOWN AT FLOOR 1	Center Justified	Helvetica Regular	705 Medium Gray	All Upper Case	1" Height Subsurface Direct Print	CMU Block, Gypsum Laminated over CMU Block, or Gypsum over Metal Stud Wall Types

3	S5-3	STAIR 5	N10B	03-N10B-01	Tamper Resistant Pin Reject Hexalobular Interl Drive System Torx Screw, Counter Sunk in Face of Sign. Sign must be Reinforced with Interior Grade Silicone	↓	Locate Left Side of Exit Information	N/A	705 Medium Gray	N/A	Subsurface Direct Print	CMU Block, Gypsum Laminated over CMU Block, or Gypsum over Metal Stud Wall Types
3	S5-3	STAIR 5	N34	03-N34-01	Tamper Resistant Pin Reject Hexalobular Interl Drive System Torx Screw, Counter Sunk in Face of Sign. Sign must be Reinforced with Interior Grade Silicone	STAIR 1	Left Justified	Helvetica Regular	774 Willow	All Upper Case	1.5" Height Subsurface ADA Raised Copy with Braille	CMU Block, Gypsum Laminated over CMU Block, or Gypsum over Metal Stud Wall Types
3	S5-3	STAIR 5	N34	03-N34-01	Tamper Resistant Pin Reject Hexalobular Interl Drive System Torx Screw, Counter Sunk in Face of Sign. Sign must be Reinforced with Interior Grade Silicone	LEVEL	Center Justified	Helvetica Regular	705 Medium Gray	All Upper Case	1" Height Subsurface ADA Raised Copy with Braille	CMU Block, Gypsum Laminated over CMU Block, or Gypsum over Metal Stud Wall Types
3	S5-3	STAIR 5	N34	03-N34-01	Tamper Resistant Pin Reject Hexalobular Interl Drive System Torx Screw, Counter Sunk in Face of Sign. Sign must be Reinforced with Interior Grade Silicone	3	Center Justified	Helvetica Regular	705 Medium Gray	All Upper Case	5" Height Subsurface ADA Raised Copy with Braille	CMU Block, Gypsum Laminated over CMU Block, or Gypsum over Metal Stud Wall Types
3	S5-3	STAIR 5	N13	03-N13-01	Tamper Resistant Pin Reject Hexalobular Interl Drive System Torx Screw, Counter Sunk in Face of Sign. Sign must be Reinforced with Interior Grade Silicone	Accessible Pictogram	Center Justified	N/A	705 Medium Gray	N/A	Subsurface ADA Raised Graphic	Pictogram Size Appropriate for 6"H Section of Sign; CMU Block, Gypsum Laminated over CMU Block, or Gypsum over Metal Stud Wall Types
3	S5-3	STAIR 5	N13	03-N13-01	Tamper Resistant Pin Reject Hexalobular Interl Drive System Torx Screw, Counter Sunk in Face of Sign. Sign must be Reinforced with Interior Grade Silicone	AREA OF REFUGE	Center Justified	Helvetica Regular	774 Willow	All Upper Case	5/8" Height Subsurface ADA Raised Copy with Braille	CMU Block, Gypsum Laminated over CMU Block, or Gypsum over Metal Stud Wall Types
3	S5-3	STAIR 5	N13	03-N13-02	Tamper Resistant Pin Reject Hexalobular Interl Drive System Torx Screw, Counter Sunk in Face of Sign. Sign must be Reinforced with Interior Grade Silicone	Accessible Pictogram	Center Justified	N/A	705 Medium Gray	N/A	Subsurface ADA Raised Graphic	Pictogram Size Appropriate for 6"H Section of Sign; CMU Block, Gypsum Laminated over CMU Block, or Gypsum over Metal Stud Wall Types
3	S5-3	STAIR 5	N13	03-N13-02	Tamper Resistant Pin Reject Hexalobular Interl Drive System Torx Screw, Counter Sunk in Face of Sign. Sign must be Reinforced with Interior Grade Silicone	AREA OF REFUGE	Center Justified	Helvetica Regular	774 Willow	All Upper Case	5/8" Height Subsurface ADA Raised Copy with Braille	CMU Block, Gypsum Laminated over CMU Block, or Gypsum over Metal Stud Wall Types
3	300	Bedroom	N18	03-N18-01	Tamper Resistant Pin Reject Hexalobular Interl Drive System Torx Screw, Counter Sunk in Face of Sign. Sign must be Reinforced with Interior Grade Silicone	300	Left Justified	Helvetica Regular	774 Willow	All Upper Case	3/4" Height Subsurface ADA Raised Copy with Braille	CMU Block, Gypsum Laminated over CMU Block, or Gypsum over Metal Stud Wall Types
3	300	Bedroom	N18	03-N18-01	Tamper Resistant Pin Reject Hexalobular Interl Drive System Torx Screw, Counter Sunk in Face of Sign. Sign must be Reinforced with Interior Grade Silicone	Bedroom	Center Justified	Helvetica Regular	Black Laser Print Copy	Upper/Lower Case	5/8" Height Laser Print	CMU Block, Gypsum Laminated over CMU Block, or Gypsum over Metal Stud Wall Types
3	300	Bedroom	N18	03-N18-01	Tamper Resistant Pin Reject Hexalobular Interl Drive System Torx Screw, Counter Sunk in Face of Sign. Sign must be Reinforced with Interior Grade Silicone	N/A	N/A	N/A	N/A	N/A	N/A	2" x 9" Blank Insert- Customer to Provide Printing; CMU Block, Gypsum Laminated over CMU Block, or Gypsum over Metal Stud Wall Types
3	300	Bedroom	N18	03-N18-01	Tamper Resistant Pin Reject Hexalobular Interl Drive System Torx Screw, Counter Sunk in Face of Sign. Sign must be Reinforced with Interior Grade Silicone	N/A	N/A	N/A	N/A	N/A	N/A	2" x 9" Blank Insert- Customer to Provide Printing; CMU Block, Gypsum Laminated over CMU Block, or Gypsum over Metal Stud Wall Types
3	301	Bedroom	N18	03-N18-02	Tamper Resistant Pin Reject Hexalobular Interl Drive System Torx Screw, Counter Sunk in Face of Sign. Sign must be Reinforced with Interior Grade Silicone	301	Left Justified	Helvetica Regular	774 Willow	All Upper Case	3/4" Height Subsurface ADA Raised Copy with Braille	CMU Block, Gypsum Laminated over CMU Block, or Gypsum over Metal Stud Wall Types

3	301	Bedroom	N18	03-N18-02	Tamper Resistant Pin Reject Hexalobular Interl Drive System Torx Screw, Counter Sunk in Face of Sign. Sign must be Reinforced with Interior Grade Silicone	Bedroom	Center Justified	Helvetica Regular	Black Laser Print Copy	Upper/Lower Case	5/8" Height Laser Print	CMU Block, Gypsum Laminated over CMU Block, or Gypsum over Metal Stud Wall Types
3	301	Bedroom	N18	03-N18-02	Tamper Resistant Pin Reject Hexalobular Interl Drive System Torx Screw, Counter Sunk in Face of Sign. Sign must be Reinforced with Interior Grade Silicone	N/A	N/A	N/A	N/A	N/A	N/A	2" x 9" Blank Insert- Customer to Provide Printing; CMU Block, Gypsum Laminated over CMU Block, or Gypsum over Metal Stud Wall Types
3	301	Bedroom	N18	03-N18-02	Tamper Resistant Pin Reject Hexalobular Interl Drive System Torx Screw, Counter Sunk in Face of Sign. Sign must be Reinforced with Interior Grade Silicone	N/A	N/A	N/A	N/A	N/A	N/A	2" x 9" Blank Insert- Customer to Provide Printing; CMU Block, Gypsum Laminated over CMU Block, or Gypsum over Metal Stud Wall Types
3	302	RESTROOM/SHOWER	N32B	03-N32B-01	Tamper Resistant Pin Reject Hexalobular Interl Drive System Torx Screw, Counter Sunk in Face of Sign. Sign must be Reinforced with Interior Grade Silicone	302	Left Justified	Helvetica Regular	774 Willow	All Upper Case	3/4" Height Subsurface ADA Raised Copy with Braille	CMU Block, Gypsum Laminated over CMU Block, or Gypsum over Metal Stud Wall Types
3	302	RESTROOM/SHOWER	N32B	03-N32B-01	Tamper Resistant Pin Reject Hexalobular Interl Drive System Torx Screw, Counter Sunk in Face of Sign. Sign must be Reinforced with Interior Grade Silicone	Shower Pictogram	Center Justified	N/A	705 Medium Gray	N/A	Subsurface ADA Raised Graphic	Pictogram Size Appropriate for 6"H Section of Sign; CMU Block, Gypsum Laminated over CMU Block, or Gypsum over Metal Stud Wall Types
3	302	RESTROOM/SHOWER	N32B	03-N32B-01	Tamper Resistant Pin Reject Hexalobular Interl Drive System Torx Screw, Counter Sunk in Face of Sign. Sign must be Reinforced with Interior Grade Silicone	RESTROOM/SHOWER	Center Justified	Helvetica Regular	774 Willow	All Upper Case	5/8" Height Subsurface ADA Raised Copy with Braille	CMU Block, Gypsum Laminated over CMU Block, or Gypsum over Metal Stud Wall Types
3	303	RESTROOM/SHOWER	N32B	03-N32B-02	Tamper Resistant Pin Reject Hexalobular Interl Drive System Torx Screw, Counter Sunk in Face of Sign. Sign must be Reinforced with Interior Grade Silicone	303	Left Justified	Helvetica Regular	774 Willow	All Upper Case	3/4" Height Subsurface ADA Raised Copy with Braille	CMU Block, Gypsum Laminated over CMU Block, or Gypsum over Metal Stud Wall Types
3	303	RESTROOM/SHOWER	N32B	03-N32B-02	Tamper Resistant Pin Reject Hexalobular Interl Drive System Torx Screw, Counter Sunk in Face of Sign. Sign must be Reinforced with Interior Grade Silicone	Shower Pictogram	Center Justified	N/A	705 Medium Gray	N/A	Subsurface ADA Raised Graphic	Pictogram Size Appropriate for 6"H Section of Sign; CMU Block, Gypsum Laminated over CMU Block, or Gypsum over Metal Stud Wall Types
3	303	RESTROOM/SHOWER	N32B	03-N32B-02	Tamper Resistant Pin Reject Hexalobular Interl Drive System Torx Screw, Counter Sunk in Face of Sign. Sign must be Reinforced with Interior Grade Silicone	RESTROOM/SHOWER	Center Justified	Helvetica Regular	774 Willow	All Upper Case	5/8" Height Subsurface ADA Raised Copy with Braille	CMU Block, Gypsum Laminated over CMU Block, or Gypsum over Metal Stud Wall Types
3	304	Bedroom	N18	03-N18-03	Tamper Resistant Pin Reject Hexalobular Interl Drive System Torx Screw, Counter Sunk in Face of Sign. Sign must be Reinforced with Interior Grade Silicone	304	Left Justified	Helvetica Regular	774 Willow	All Upper Case	3/4" Height Subsurface ADA Raised Copy with Braille	CMU Block, Gypsum Laminated over CMU Block, or Gypsum over Metal Stud Wall Types
3	304	Bedroom	N18	03-N18-03	Tamper Resistant Pin Reject Hexalobular Interl Drive System Torx Screw, Counter Sunk in Face of Sign. Sign must be Reinforced with Interior Grade Silicone	Bedroom	Center Justified	Helvetica Regular	Black Laser Print Copy	Upper/Lower Case	5/8" Height Laser Print	CMU Block, Gypsum Laminated over CMU Block, or Gypsum over Metal Stud Wall Types
3	304	Bedroom	N18	03-N18-03	Tamper Resistant Pin Reject Hexalobular Interl Drive System Torx Screw, Counter Sunk in Face of Sign. Sign must be Reinforced with Interior Grade Silicone	N/A	N/A	N/A	N/A	N/A	N/A	2" x 9" Blank Insert- Customer to Provide Printing; CMU Block, Gypsum Laminated over CMU Block, or Gypsum over Metal Stud Wall Types

3	304	Bedroom	N18	03-N18-03	Tamper Resistant Pin Reject Hexalobular Interl Drive System Torx Screw, Counter Sunk in Face of Sign. Sign must be Reinforced with Interior Grade Silicone	N/A	N/A	N/A	N/A	N/A	N/A	2" x 9" Blank Insert- Customer to Provide Printing; CMU Block, Gypsum Laminated over CMU Block, or Gypsum over Metal Stud Wall Types
3	305	Bedroom	N18	03-N18-04	Tamper Resistant Pin Reject Hexalobular Interl Drive System Torx Screw, Counter Sunk in Face of Sign. Sign must be Reinforced with Interior Grade Silicone	305	Left Justified	Helvetica Regular	774 Willow	All Upper Case	3/4" Height Subsurface ADA Raised Copy with Braille	CMU Block, Gypsum Laminated over CMU Block, or Gypsum over Metal Stud Wall Types
3	305	Bedroom	N18	03-N18-04	Tamper Resistant Pin Reject Hexalobular Interl Drive System Torx Screw, Counter Sunk in Face of Sign. Sign must be Reinforced with Interior Grade Silicone	Bedroom	Center Justified	Helvetica Regular	Black Laser Print Copy	Upper/Lower Case	5/8" Height Laser Print	CMU Block, Gypsum Laminated over CMU Block, or Gypsum over Metal Stud Wall Types
3	305	Bedroom	N18	03-N18-04	Tamper Resistant Pin Reject Hexalobular Interl Drive System Torx Screw, Counter Sunk in Face of Sign. Sign must be Reinforced with Interior Grade Silicone	N/A	N/A	N/A	N/A	N/A	N/A	2" x 9" Blank Insert- Customer to Provide Printing; CMU Block, Gypsum Laminated over CMU Block, or Gypsum over Metal Stud Wall Types
3	305	Bedroom	N18	03-N18-04	Tamper Resistant Pin Reject Hexalobular Interl Drive System Torx Screw, Counter Sunk in Face of Sign. Sign must be Reinforced with Interior Grade Silicone	N/A	N/A	N/A	N/A	N/A	N/A	2" x 9" Blank Insert- Customer to Provide Printing; CMU Block, Gypsum Laminated over CMU Block, or Gypsum over Metal Stud Wall Types
3	307	Bedroom	N04A	03-N04A-01	Tamper Resistant Pin Reject Hexalobular Interl Drive System Torx Screw, Counter Sunk in Face of Sign. Sign must be Reinforced with Interior Grade Silicone	307	Left Justified	Helvetica Regular	774 Willow	All Upper Case	3/4" Height Subsurface ADA Raised Copy with Braille	CMU Block, Gypsum Laminated over CMU Block, or Gypsum over Metal Stud Wall Types
3	307	Bedroom	N04A	03-N04A-01	Tamper Resistant Pin Reject Hexalobular Interl Drive System Torx Screw, Counter Sunk in Face of Sign. Sign must be Reinforced with Interior Grade Silicone	Bedroom	Center Justified	Helvetica Regular	Black Laser Print Copy	Upper/Lower Case	5/8" Height Laser Print	CMU Block, Gypsum Laminated over CMU Block, or Gypsum over Metal Stud Wall Types
3	307	Bedroom	N04A	03-N04A-01	Tamper Resistant Pin Reject Hexalobular Interl Drive System Torx Screw, Counter Sunk in Face of Sign. Sign must be Reinforced with Interior Grade Silicone	N/A	N/A	N/A	N/A	N/A	N/A	2" x 9" Blank Insert- Customer to Provide Printing; CMU Block, Gypsum Laminated over CMU Block, or Gypsum over Metal Stud Wall Types
3	309	RESTROOM/SHOWER	N32A	03-N32A-01	Tamper Resistant Pin Reject Hexalobular Interl Drive System Torx Screw, Counter Sunk in Face of Sign. Sign must be Reinforced with Interior Grade Silicone	309	Left Justified	Helvetica Regular	774 Willow	All Upper Case	3/4" Height Subsurface ADA Raised Copy with Braille	CMU Block, Gypsum Laminated over CMU Block, or Gypsum over Metal Stud Wall Types
3	309	RESTROOM/SHOWER	N32A	03-N32A-01	Tamper Resistant Pin Reject Hexalobular Interl Drive System Torx Screw, Counter Sunk in Face of Sign. Sign must be Reinforced with Interior Grade Silicone	Shower & Accessible Pictograms	Center Justified	N/A	705 Medium Gray	N/A	Subsurface ADA Raised Graphic	Pictogram Size Appropriate for 6"H Section of Sign; CMU Block, Gypsum Laminated over CMU Block, or Gypsum over Metal Stud Wall Types
3	309	RESTROOM/SHOWER	N32A	03-N32A-01	Tamper Resistant Pin Reject Hexalobular Interl Drive System Torx Screw, Counter Sunk in Face of Sign. Sign must be Reinforced with Interior Grade Silicone	RESTROOM/SHOWER	Center Justified	Helvetica Regular	774 Willow	All Upper Case	5/8" Height Subsurface ADA Raised Copy with Braille	CMU Block, Gypsum Laminated over CMU Block, or Gypsum over Metal Stud Wall Types
3	311	Bedroom	N18	03-N18-05	Tamper Resistant Pin Reject Hexalobular Interl Drive System Torx Screw, Counter Sunk in Face of Sign. Sign must be Reinforced with Interior Grade Silicone	311	Left Justified	Helvetica Regular	774 Willow	All Upper Case	3/4" Height Subsurface ADA Raised Copy with Braille	CMU Block, Gypsum Laminated over CMU Block, or Gypsum over Metal Stud Wall Types
3	311	Bedroom	N18	03-N18-05	Tamper Resistant Pin Reject Hexalobular Interl Drive System Torx Screw, Counter Sunk in Face of Sign. Sign must be Reinforced with Interior Grade Silicone	Bedroom	Center Justified	Helvetica Regular	Black Laser Print Copy	Upper/Lower Case	5/8" Height Laser Print	CMU Block, Gypsum Laminated over CMU Block, or Gypsum over Metal Stud Wall Types

3	311	Bedroom	N18	03-N18-05	Tamper Resistant Pin Reject Hexalobular Interl Drive System Torx Screw, Counter Sunk in Face of Sign. Sign must be Reinforced with Interior Grade Silicone	N/A	N/A	N/A	N/A	N/A	N/A	2" x 9" Blank Insert- Customer to Provide Printing; CMU Block, Gypsum Laminated over CMU Block, or Gypsum over Metal Stud Wall Types
3	311	Bedroom	N18	03-N18-05	Tamper Resistant Pin Reject Hexalobular Interl Drive System Torx Screw, Counter Sunk in Face of Sign. Sign must be Reinforced with Interior Grade Silicone	N/A	N/A	N/A	N/A	N/A	N/A	2" x 9" Blank Insert- Customer to Provide Printing; CMU Block, Gypsum Laminated over CMU Block, or Gypsum over Metal Stud Wall Types
3	312	Bedroom	N04A	03-N04A-02	Tamper Resistant Pin Reject Hexalobular Interl Drive System Torx Screw, Counter Sunk in Face of Sign. Sign must be Reinforced with Interior Grade Silicone	312	Left Justified	Helvetica Regular	774 Willow	All Upper Case	3/4" Height Subsurface ADA Raised Copy with Braille	CMU Block, Gypsum Laminated over CMU Block, or Gypsum over Metal Stud Wall Types
3	312	Bedroom	N04A	03-N04A-02	Tamper Resistant Pin Reject Hexalobular Interl Drive System Torx Screw, Counter Sunk in Face of Sign. Sign must be Reinforced with Interior Grade Silicone	Bedroom	Center Justified	Helvetica Regular	Black Laser Print Copy	Upper/Lower Case	5/8" Height Laser Print	CMU Block, Gypsum Laminated over CMU Block, or Gypsum over Metal Stud Wall Types
3	312	Bedroom	N04A	03-N04A-02	Tamper Resistant Pin Reject Hexalobular Interl Drive System Torx Screw, Counter Sunk in Face of Sign. Sign must be Reinforced with Interior Grade Silicone	N/A	N/A	N/A	N/A	N/A	N/A	2" x 9" Blank Insert- Customer to Provide Printing; CMU Block, Gypsum Laminated over CMU Block, or Gypsum over Metal Stud Wall Types
3	313	Storage	N04A	03-N04A-03	Tamper Resistant Pin Reject Hexalobular Interl Drive System Torx Screw, Counter Sunk in Face of Sign. Sign must be Reinforced with Interior Grade Silicone	313	Left Justified	Helvetica Regular	774 Willow	All Upper Case	3/4" Height Subsurface ADA Raised Copy with Braille	CMU Block, Gypsum Laminated over CMU Block, or Gypsum over Metal Stud Wall Types
3	313	Storage	N04A	03-N04A-03	Tamper Resistant Pin Reject Hexalobular Interl Drive System Torx Screw, Counter Sunk in Face of Sign. Sign must be Reinforced with Interior Grade Silicone	Storage Room	Center Justified	Helvetica Regular	Black Laser Print Copy	Upper/Lower Case	5/8" Height Laser Print	CMU Block, Gypsum Laminated over CMU Block, or Gypsum over Metal Stud Wall Types
3	313	Storage	N04A	03-N04A-03	Tamper Resistant Pin Reject Hexalobular Interl Drive System Torx Screw, Counter Sunk in Face of Sign. Sign must be Reinforced with Interior Grade Silicone	N/A	N/A	N/A	N/A	N/A	N/A	2" x 9" Blank Insert- Customer to Provide Printing; CMU Block, Gypsum Laminated over CMU Block, or Gypsum over Metal Stud Wall Types
3	314	MEDICATION ROOM	N02A	03-N02A-01	Tamper Resistant Pin Reject Hexalobular Interl Drive System Torx Screw, Counter Sunk in Face of Sign. Sign must be Reinforced with Interior Grade Silicone	314	Left Justified	Helvetica Regular	774 Willow	All Upper Case	3/4" Height Subsurface ADA Raised Copy with Braille	CMU Block, Gypsum Laminated over CMU Block, or Gypsum over Metal Stud Wall Types
3	314	MEDICATION ROOM	N02A	03-N02A-01	Tamper Resistant Pin Reject Hexalobular Interl Drive System Torx Screw, Counter Sunk in Face of Sign. Sign must be Reinforced with Interior Grade Silicone	MEDICATION ROOM	Center Justified	Helvetica Regular	705 Medium Gray	All Upper Case	5/8" Height Subsurface ADA Raised Copy with Braille	CMU Block, Gypsum Laminated over CMU Block, or Gypsum over Metal Stud Wall Types
3	315	ELECTRIC ROOM	N02A	03-N02A-02	Tamper Resistant Pin Reject Hexalobular Interl Drive System Torx Screw, Counter Sunk in Face of Sign. Sign must be Reinforced with Interior Grade Silicone	315	Left Justified	Helvetica Regular	774 Willow	All Upper Case	3/4" Height Subsurface ADA Raised Copy with Braille	CMU Block, Gypsum Laminated over CMU Block, or Gypsum over Metal Stud Wall Types
3	315	ELECTRIC ROOM	N02A	03-N02A-02	Tamper Resistant Pin Reject Hexalobular Interl Drive System Torx Screw, Counter Sunk in Face of Sign. Sign must be Reinforced with Interior Grade Silicone	ELECTRIC ROOM	Center Justified	Helvetica Regular	705 Medium Gray	All Upper Case	5/8" Height Subsurface ADA Raised Copy with Braille	CMU Block, Gypsum Laminated over CMU Block, or Gypsum over Metal Stud Wall Types
3	397	Corridor	N11A	03-N11A-01	Tamper Resistant Pin Reject Hexalobular Interl Drive System Torx Screw, Counter Sunk in Face of Sign. Sign must be Reinforced with Interior Grade Silicone	← Bedrooms 300-312	Center Justified	Helvetica Regular	705 Medium Gray	Upper/Lower Case	5/8" Height Subsurface Direct Print	CMU Block, Gypsum Laminated over CMU Block, or Gypsum over Metal Stud Wall Types

3	397	Corridor	N07	03-N07-01	Tamper Resistant Pin Reject Hexalobular Internal Drive System Torx Screw, Counter Sunk in Face of Sign. Sign must be Reinforced with Interior Grade Silicone	EVACUATION PLAN	Left Justified	Helvetica Regular	774 Willow	All Upper Case	3/4" Height Subsurface Direct Print	CMU Block, Gypsum Laminated over CMU Block, or Gypsum over Metal Stud Wall Types
3	397	Corridor	N07	03-N07-01	Tamper Resistant Pin Reject Hexalobular Internal Drive System Torx Screw, Counter Sunk in Face of Sign. Sign must be Reinforced with Interior Grade Silicone	N/A	N/A	N/A	N/A	N/A	N/A	8 1/2" X 11" Laser Printed Evacuation Map- Customer to Provide Printing; CMU Block, Gypsum Laminated over CMU Block, or Gypsum over Metal Stud Wall Types
3	316A	Charting/Team Meeting	N06A	03-N06A-01	Interior Grade VHB Tape Reinforced with Silicone for Mounting on Glass. Sign should be produced with screw holes in the event it needs to be relocated. Glass Backer Needed.	316A	Left Justified	Helvetica Regular	774 Willow	All Upper Case	3/4" Height Subsurface ADA Raised Copy with Braille	Mounting on Glass; Backer Needed.
3	316A	Charting/Team Meeting	N06A	03-N06A-01	Interior Grade VHB Tape Reinforced with Silicone for Mounting on Glass. Sign should be produced with screw holes in the event it needs to be relocated. Glass Backer Needed.	Charting/Team Meeting	Center Justified	Helvetica Regular	Black Laser Print Copy	Upper/Lower Case	5/8" Height Laser Print	Mounting on Glass; Backer Needed.
3	316A	Charting/Team Meeting	N06A	03-N06A-01	Interior Grade VHB Tape Reinforced with Silicone for Mounting on Glass. Sign should be produced with screw holes in the event it needs to be relocated. Glass Backer Needed.	Available/In Use Slider	Center each Side	Helvetica Regular	Black Copy on Red/Green	Upper/Lower Case	1/2" Height Subsurface Direct Print	Left side of slider background is green, right side is red; Mounting on Glass; Backer Needed.
3	392	Lobby	N12A	03-N12A-01	Tamper Resistant Pin Reject Hexalobular Internal Drive System Torx Screw, Counter Sunk in Face of Sign. Sign must be Reinforced with Interior Grade Silicone	FLOOR 3	Left Justified	Helvetica Regular	774 Willow	All Upper Case	1 1/2" Height Subsurface Direct Print	CMU Block, Gypsum Laminated over CMU Block, or Gypsum over Metal Stud Wall Types
3	392	Lobby	N12A	03-N12A-01	Tamper Resistant Pin Reject Hexalobular Internal Drive System Torx Screw, Counter Sunk in Face of Sign. Sign must be Reinforced with Interior Grade Silicone	↑ Bedrooms 352-360	Left Justified	Helvetica Regular	Black Laser Print Copy	Upper/Lower Case	5/8" Height Laser Print	CMU Block, Gypsum Laminated over CMU Block, or Gypsum over Metal Stud Wall Types
3	392	Lobby	N12A	03-N12A-01	Tamper Resistant Pin Reject Hexalobular Internal Drive System Torx Screw, Counter Sunk in Face of Sign. Sign must be Reinforced with Interior Grade Silicone	↑ Laundry Facilities	Left Justified	Helvetica Regular	Black Laser Print Copy	Upper/Lower Case	5/8" Height Laser Print	CMU Block, Gypsum Laminated over CMU Block, or Gypsum over Metal Stud Wall Types
3	392	Lobby	N12A	03-N12A-01	Tamper Resistant Pin Reject Hexalobular Internal Drive System Torx Screw, Counter Sunk in Face of Sign. Sign must be Reinforced with Interior Grade Silicone	← Bedrooms 300-312	Left Justified	Helvetica Regular	Black Laser Print Copy	Upper/Lower Case	5/8" Height Laser Print	CMU Block, Gypsum Laminated over CMU Block, or Gypsum over Metal Stud Wall Types
3	392	Lobby	N12A	03-N12A-01	Tamper Resistant Pin Reject Hexalobular Internal Drive System Torx Screw, Counter Sunk in Face of Sign. Sign must be Reinforced with Interior Grade Silicone	→ Consult Room	Left Justified	Helvetica Regular	Black Laser Print Copy	Upper/Lower Case	5/8" Height Laser Print	CMU Block, Gypsum Laminated over CMU Block, or Gypsum over Metal Stud Wall Types
3	392	Lobby	N12A	03-N12A-01	Tamper Resistant Pin Reject Hexalobular Internal Drive System Torx Screw, Counter Sunk in Face of Sign. Sign must be Reinforced with Interior Grade Silicone	→ Bedrooms 318-332	Left Justified	Helvetica Regular	Black Laser Print Copy	Upper/Lower Case	5/8" Height Laser Print	CMU Block, Gypsum Laminated over CMU Block, or Gypsum over Metal Stud Wall Types
3	392	Lobby	N12A	03-N12A-01	Tamper Resistant Pin Reject Hexalobular Internal Drive System Torx Screw, Counter Sunk in Face of Sign. Sign must be Reinforced with Interior Grade Silicone	→ Social Space	Left Justified	Helvetica Regular	Black Laser Print Copy	Upper/Lower Case	5/8" Height Laser Print	CMU Block, Gypsum Laminated over CMU Block, or Gypsum over Metal Stud Wall Types

3	396	Vestibule	N11A	03-N11A-02	Tamper Resistant Pin Reject Hexalobular Interl Drive System Torx Screw, Counter Sunk in Face of Sign. Sign must be Reinforced with Interior Grade Silicone	Elevator	Center Justified	Helvetica Regular	705 Medium Gray	Upper/Lower Case	5/8" Height Subsurface Direct Print	CMU Block, Gypsum Laminated over CMU Block, or Gypsum over Metal Stud Wall Types
3	396	Vestibule	N08	03-N08-01	Tamper Resistant Pin Reject Hexalobular Interl Drive System Torx Screw, Counter Sunk in Face of Sign. Sign must be Reinforced with Interior Grade Silicone	In Case of Fire Pictogram	Center Justified	N/A	705 Medium Gray	N/A	Subsurface ADA Raised Graphic	Pictogram Size Appropriate for 6"H Section of Sign; CMU Block, Gypsum Laminated over CMU Block, or Gypsum over Metal Stud Wall Types
3	396	Vestibule	N08	03-N08-01	Tamper Resistant Pin Reject Hexalobular Interl Drive System Torx Screw, Counter Sunk in Face of Sign. Sign must be Reinforced with Interior Grade Silicone	IN FIRE EMERGENCY, DO NOT USE ELEVATOR. USE EXIT STAIRS.	Center Justified	Helvetica Regular	774 Willow	All Upper Case	5/8" Height Subsurface ADA Raised Copy with Braille	CMU Block, Gypsum Laminated over CMU Block, or Gypsum over Metal Stud Wall Types
3	396	Vestibule	N07	03-N07-02	Tamper Resistant Pin Reject Hexalobular Interl Drive System Torx Screw, Counter Sunk in Face of Sign. Sign must be Reinforced with Interior Grade Silicone	EVACUATION PLAN	Left Justified	Helvetica Regular	774 Willow	All Upper Case	3/4" Height Subsurface Direct Print	CMU Block, Gypsum Laminated over CMU Block, or Gypsum over Metal Stud Wall Types
3	396	Vestibule	N07	03-N07-02	Tamper Resistant Pin Reject Hexalobular Interl Drive System Torx Screw, Counter Sunk in Face of Sign. Sign must be Reinforced with Interior Grade Silicone	N/A	N/A	N/A	N/A	N/A	N/A	8 1/2" X 11" Laser Printed Evacuation Map- Customer to Provide Printing; CMU Block, Gypsum Laminated over CMU Block, or Gypsum over Metal Stud Wall Types
3	317	Social Space	N05A	03-N05A-01	Interior Grade VHB Tape Reinforced with Silicone for Mounting on Glass. Sign should be produced with screw holes in the event it needs to be relocated. Glass Backer Needed.	317	Left Justified	Helvetica Regular	774 Willow	All Upper Case	3/4" Height Subsurface ADA Raised Copy with Braille	Mounting on Glass; Backer Needed.
3	317	Social Space	N05A	03-N05A-01	Interior Grade VHB Tape Reinforced with Silicone for Mounting on Glass. Sign should be produced with screw holes in the event it needs to be relocated. Glass Backer Needed.	Social Space	Center Justified	Helvetica Regular	Black Laser Print Copy	Upper/Lower Case	5/8" Height Laser Print	Mounting on Glass; Backer Needed.
3	317	Social Space	N05A	03-N05A-02	Interior Grade VHB Tape Reinforced with Silicone for Mounting on Glass. Sign should be produced with screw holes in the event it needs to be relocated. Glass Backer Needed.	317	Left Justified	Helvetica Regular	774 Willow	All Upper Case	3/4" Height Subsurface ADA Raised Copy with Braille	Mounting on Glass; Backer Needed.
3	317	Social Space	N05A	03-N05A-02	Interior Grade VHB Tape Reinforced with Silicone for Mounting on Glass. Sign should be produced with screw holes in the event it needs to be relocated. Glass Backer Needed.	Social Space	Center Justified	Helvetica Regular	Black Laser Print Copy	Upper/Lower Case	5/8" Height Laser Print	Mounting on Glass; Backer Needed.
3	317A	NOURISHMENT	N02A	03-N02A-03	Tamper Resistant Pin Reject Hexalobular Interl Drive System Torx Screw, Counter Sunk in Face of Sign. Sign must be Reinforced with Interior Grade Silicone	317A	Left Justified	Helvetica Regular	774 Willow	All Upper Case	3/4" Height Subsurface ADA Raised Copy with Braille	CMU Block, Gypsum Laminated over CMU Block, or Gypsum over Metal Stud Wall Types
3	317A	NOURISHMENT	N02A	03-N02A-03	Tamper Resistant Pin Reject Hexalobular Interl Drive System Torx Screw, Counter Sunk in Face of Sign. Sign must be Reinforced with Interior Grade Silicone	NOURISHMENT	Center Justified	Helvetica Regular	705 Medium Gray	All Upper Case	5/8" Height Subsurface ADA Raised Copy with Braille	CMU Block, Gypsum Laminated over CMU Block, or Gypsum over Metal Stud Wall Types
3	318	Bedroom	N04A	03-N04A-04	Tamper Resistant Pin Reject Hexalobular Interl Drive System Torx Screw, Counter Sunk in Face of Sign. Sign must be Reinforced with Interior Grade Silicone	318	Left Justified	Helvetica Regular	774 Willow	All Upper Case	3/4" Height Subsurface ADA Raised Copy with Braille	CMU Block, Gypsum Laminated over CMU Block, or Gypsum over Metal Stud Wall Types
3	318	Bedroom	N04A	03-N04A-04	Tamper Resistant Pin Reject Hexalobular Interl Drive System Torx Screw, Counter Sunk in Face of Sign. Sign must be Reinforced with Interior Grade Silicone	Bedroom	Center Justified	Helvetica Regular	Black Laser Print Copy	Upper/Lower Case	5/8" Height Laser Print	CMU Block, Gypsum Laminated over CMU Block, or Gypsum over Metal Stud Wall Types



3	318	Bedroom	N04A	03-N04A-04	Tamper Resistant Pin Reject Hexalobular Interl Drive System Torx Screw, Counter Sunk in Face of Sign. Sign must be Reinforced with Interior Grade Silicone	N/A	N/A	N/A	N/A	N/A	N/A	2" x 9" Blank Insert- Customer to Provide Printing; CMU Block, Gypsum Laminated over CMU Block, or Gypsum over Metal Stud Wall Types
3	319	DATA ROOM	N02A	03-N02A-08	Tamper Resistant Pin Reject Hexalobular Interl Drive System Torx Screw, Counter Sunk in Face of Sign. Sign must be Reinforced with Interior Grade Silicone	319	Left Justified	Helvetica Regular	774 Willow	All Upper Case	3/4" Height Subsurface ADA Raised Copy with Braille	CMU Block, Gypsum Laminated over CMU Block, or Gypsum over Metal Stud Wall Types
3	319	DATA ROOM	N02A	03-N02A-08	Tamper Resistant Pin Reject Hexalobular Interl Drive System Torx Screw, Counter Sunk in Face of Sign. Sign must be Reinforced with Interior Grade Silicone	DATA ROOM	Center Justified	Helvetica Regular	705 Medium Gray	All Upper Case	5/8" Height Subsurface ADA Raised Copy with Braille	CMU Block, Gypsum Laminated over CMU Block, or Gypsum over Metal Stud Wall Types
3	320	RESTROOM/SHOWER	N32B	03-N32B-03	Tamper Resistant Pin Reject Hexalobular Interl Drive System Torx Screw, Counter Sunk in Face of Sign. Sign must be Reinforced with Interior Grade Silicone	320	Left Justified	Helvetica Regular	774 Willow	All Upper Case	3/4" Height Subsurface ADA Raised Copy with Braille	CMU Block, Gypsum Laminated over CMU Block, or Gypsum over Metal Stud Wall Types
3	320	RESTROOM/SHOWER	N32B	03-N32B-03	Tamper Resistant Pin Reject Hexalobular Interl Drive System Torx Screw, Counter Sunk in Face of Sign. Sign must be Reinforced with Interior Grade Silicone	Shower Pictogram	Center Justified	N/A	705 Medium Gray	N/A	Subsurface ADA Raised Graphic	Pictogram Size Appropriate for 6"H Section of Sign; CMU Block, Gypsum Laminated over CMU Block, or Gypsum over Metal Stud Wall Types
3	320	RESTROOM/SHOWER	N32B	03-N32B-03	Tamper Resistant Pin Reject Hexalobular Interl Drive System Torx Screw, Counter Sunk in Face of Sign. Sign must be Reinforced with Interior Grade Silicone	RESTROOM/SHOWER	Center Justified	Helvetica Regular	774 Willow	All Upper Case	5/8" Height Subsurface ADA Raised Copy with Braille	CMU Block, Gypsum Laminated over CMU Block, or Gypsum over Metal Stud Wall Types
3	321	ELECTRIC ROOM	N02A	03-N02A-04	Interior Grade VHB Tape Reinforced with Silicone for Mounting on Door. Sign should be produced with screw holes in the event it needs to be relocated.	321	Left Justified	Helvetica Regular	774 Willow	All Upper Case	3/4" Height Subsurface ADA Raised Copy with Braille	Mounting on Door.
3	321	ELECTRIC ROOM	N02A	03-N02A-04	Interior Grade VHB Tape Reinforced with Silicone for Mounting on Door. Sign should be produced with screw holes in the event it needs to be relocated.	ELECTRIC ROOM	Center Justified	Helvetica Regular	705 Medium Gray	All Upper Case	5/8" Height Subsurface ADA Raised Copy with Braille	Mounting on Door.
3	322	Bedroom	N04A	03-N04A-05	Tamper Resistant Pin Reject Hexalobular Interl Drive System Torx Screw, Counter Sunk in Face of Sign. Sign must be Reinforced with Interior Grade Silicone	322	Left Justified	Helvetica Regular	774 Willow	All Upper Case	3/4" Height Subsurface ADA Raised Copy with Braille	CMU Block, Gypsum Laminated over CMU Block, or Gypsum over Metal Stud Wall Types
3	322	Bedroom	N04A	03-N04A-05	Tamper Resistant Pin Reject Hexalobular Interl Drive System Torx Screw, Counter Sunk in Face of Sign. Sign must be Reinforced with Interior Grade Silicone	Bedroom	Center Justified	Helvetica Regular	Black Laser Print Copy	Upper/Lower Case	5/8" Height Laser Print	CMU Block, Gypsum Laminated over CMU Block, or Gypsum over Metal Stud Wall Types
3	322	Bedroom	N04A	03-N04A-05	Tamper Resistant Pin Reject Hexalobular Interl Drive System Torx Screw, Counter Sunk in Face of Sign. Sign must be Reinforced with Interior Grade Silicone	N/A	N/A	N/A	N/A	N/A	N/A	2" x 9" Blank Insert- Customer to Provide Printing; CMU Block, Gypsum Laminated over CMU Block, or Gypsum over Metal Stud Wall Types
3	323	Storage Room	N04A	03-N04A-06	Tamper Resistant Pin Reject Hexalobular Interl Drive System Torx Screw, Counter Sunk in Face of Sign. Sign must be Reinforced with Interior Grade Silicone	323	Left Justified	Helvetica Regular	774 Willow	All Upper Case	3/4" Height Subsurface ADA Raised Copy with Braille	CMU Block, Gypsum Laminated over CMU Block, or Gypsum over Metal Stud Wall Types
3	323	Storage Room	N04A	03-N04A-06	Tamper Resistant Pin Reject Hexalobular Interl Drive System Torx Screw, Counter Sunk in Face of Sign. Sign must be Reinforced with Interior Grade Silicone	Storage Room	Center Justified	Helvetica Regular	Black Laser Print Copy	Upper/Lower Case	5/8" Height Laser Print	CMU Block, Gypsum Laminated over CMU Block, or Gypsum over Metal Stud Wall Types

3	323	Storage Room	N04A	03-N04A-06	Tamper Resistant Pin Reject Hexalobular Interl Drive System Torx Screw, Counter Sunk in Face of Sign. Sign must be Reinforced with Interior Grade Silicone	N/A	N/A	N/A	N/A	N/A	N/A	2" x 9" Blank Insert- Customer to Provide Printing; CMU Block, Gypsum Laminated over CMU Block, or Gypsum over Metal Stud Wall Types
3	325	STAFF LOUNGE	N02A	03-N02A-05	Tamper Resistant Pin Reject Hexalobular Interl Drive System Torx Screw, Counter Sunk in Face of Sign. Sign must be Reinforced with Interior Grade Silicone	325	Left Justified	Helvetica Regular	774 Willow	All Upper Case	3/4" Height Subsurface ADA Raised Copy with Braille	CMU Block, Gypsum Laminated over CMU Block, or Gypsum over Metal Stud Wall Types
3	325	STAFF LOUNGE	N02A	03-N02A-05	Tamper Resistant Pin Reject Hexalobular Interl Drive System Torx Screw, Counter Sunk in Face of Sign. Sign must be Reinforced with Interior Grade Silicone	STAFF LOUNGE	Center Justified	Helvetica Regular	705 Medium Gray	All Upper Case	5/8" Height Subsurface ADA Raised Copy with Braille	CMU Block, Gypsum Laminated over CMU Block, or Gypsum over Metal Stud Wall Types
3	325A	RESTROOM/SHOWER	N32A	03-N32A-02	Tamper Resistant Pin Reject Hexalobular Interl Drive System Torx Screw, Counter Sunk in Face of Sign. Sign must be Reinforced with Interior Grade Silicone	325A	Left Justified	Helvetica Regular	774 Willow	All Upper Case	3/4" Height Subsurface ADA Raised Copy with Braille	CMU Block, Gypsum Laminated over CMU Block, or Gypsum over Metal Stud Wall Types
3	325A	RESTROOM/SHOWER	N32A	03-N32A-02	Tamper Resistant Pin Reject Hexalobular Interl Drive System Torx Screw, Counter Sunk in Face of Sign. Sign must be Reinforced with Interior Grade Silicone	Shower & Accessible Pictograms	Center Justified	N/A	705 Medium Gray	N/A	Subsurface ADA Raised Graphic	Pictogram Size Appropriate for 6"H Section of Sign; CMU Block, Gypsum Laminated over CMU Block, or Gypsum over Metal Stud Wall Types
3	325A	RESTROOM/SHOWER	N32A	03-N32A-02	Tamper Resistant Pin Reject Hexalobular Interl Drive System Torx Screw, Counter Sunk in Face of Sign. Sign must be Reinforced with Interior Grade Silicone	RESTROOM/SHOWER	Center Justified	Helvetica Regular	774 Willow	All Upper Case	5/8" Height Subsurface ADA Raised Copy with Braille	CMU Block, Gypsum Laminated over CMU Block, or Gypsum over Metal Stud Wall Types
3	S2-3	STAIR 2	N10B	03-N10B-02	Tamper Resistant Pin Reject Hexalobular Interl Drive System Torx Screw, Counter Sunk in Face of Sign. Sign must be Reinforced with Interior Grade Silicone	STAIR 2	Left Justified	Helvetica Regular	774 Willow	All Upper Case	1.5" Height Subsurface Direct Print	CMU Block, Gypsum Laminated over CMU Block, or Gypsum over Metal Stud Wall Types
3	S2-3	STAIR 2	N10B	03-N10B-02	Tamper Resistant Pin Reject Hexalobular Interl Drive System Torx Screw, Counter Sunk in Face of Sign. Sign must be Reinforced with Interior Grade Silicone	B THROUGH 3	Center Justified	Helvetica Regular	705 Medium Gray	All Upper Case	1" Height Subsurface Direct Print	CMU Block, Gypsum Laminated over CMU Block, or Gypsum over Metal Stud Wall Types
3	S2-3	STAIR 2	N10B	03-N10B-02	Tamper Resistant Pin Reject Hexalobular Interl Drive System Torx Screw, Counter Sunk in Face of Sign. Sign must be Reinforced with Interior Grade Silicone	ROOF ACCESS AUTHORIZED PERSONS ONLY	Center Justified	Helvetica Regular	705 Medium Gray	All Upper Case	1" Height Subsurface Direct Print	CMU Block, Gypsum Laminated over CMU Block, or Gypsum over Metal Stud Wall Types
3	S2-3	STAIR 2	N10B	03-N10B-02	Tamper Resistant Pin Reject Hexalobular Interl Drive System Torx Screw, Counter Sunk in Face of Sign. Sign must be Reinforced with Interior Grade Silicone	NO STANDPIPE	Center Justified	Helvetica Regular	705 Medium Gray	All Upper Case	1" Height Subsurface Direct Print	CMU Block, Gypsum Laminated over CMU Block, or Gypsum over Metal Stud Wall Types
3	S2-3	STAIR 2	N10B	03-N10B-02	Tamper Resistant Pin Reject Hexalobular Interl Drive System Torx Screw, Counter Sunk in Face of Sign. Sign must be Reinforced with Interior Grade Silicone	LEVEL	Center Justified	Helvetica Regular	705 Medium Gray	All Upper Case	1" Height Subsurface Direct Print	CMU Block, Gypsum Laminated over CMU Block, or Gypsum over Metal Stud Wall Types
3	S2-3	STAIR 2	N10B	03-N10B-02	Tamper Resistant Pin Reject Hexalobular Interl Drive System Torx Screw, Counter Sunk in Face of Sign. Sign must be Reinforced with Interior Grade Silicone	3	Center Justified	Helvetica Regular	705 Medium Gray	All Upper Case	5" Height Subsurface Direct Print	CMU Block, Gypsum Laminated over CMU Block, or Gypsum over Metal Stud Wall Types
3	S2-3	STAIR 2	N10B	03-N10B-02	Tamper Resistant Pin Reject Hexalobular Interl Drive System Torx Screw, Counter Sunk in Face of Sign. Sign must be Reinforced with Interior Grade Silicone	EXIT DOWN AT FLOOR 1	Center Justified	Helvetica Regular	705 Medium Gray	All Upper Case	1" Height Subsurface Direct Print	CMU Block, Gypsum Laminated over CMU Block, or Gypsum over Metal Stud Wall Types

3	S2-3	STAIR 2	N10B	03-N10B-02	Tamper Resistant Pin Reject Hexalobular Internal Drive System Torx Screw, Counter Sunk in Face of Sign. Sign must be Reinforced with Interior Grade Silicone	↓	Locate Left Side of Exit Information	N/A	705 Medium Gray	N/A	Subsurface Direct Print	CMU Block, Gypsum Laminated over CMU Block, or Gypsum over Metal Stud Wall Types
3	S2-3	STAIR 2	N34	03-N34-02	Tamper Resistant Pin Reject Hexalobular Internal Drive System Torx Screw, Counter Sunk in Face of Sign. Sign must be Reinforced with Interior Grade Silicone	STAIR 2	Left Justified	Helvetica Regular	774 Willow	All Upper Case	1.5" Height Subsurface ADA Raised Copy with Braille	CMU Block, Gypsum Laminated over CMU Block, or Gypsum over Metal Stud Wall Types
3	S2-3	STAIR 2	N34	03-N34-02	Tamper Resistant Pin Reject Hexalobular Internal Drive System Torx Screw, Counter Sunk in Face of Sign. Sign must be Reinforced with Interior Grade Silicone	LEVEL	Center Justified	Helvetica Regular	705 Medium Gray	All Upper Case	1" Height Subsurface ADA Raised Copy with Braille	CMU Block, Gypsum Laminated over CMU Block, or Gypsum over Metal Stud Wall Types
3	S2-3	STAIR 2	N34	03-N34-02	Tamper Resistant Pin Reject Hexalobular Internal Drive System Torx Screw, Counter Sunk in Face of Sign. Sign must be Reinforced with Interior Grade Silicone	3	Center Justified	Helvetica Regular	705 Medium Gray	All Upper Case	5" Height Subsurface ADA Raised Copy with Braille	CMU Block, Gypsum Laminated over CMU Block, or Gypsum over Metal Stud Wall Types
3	S2-3	STAIR 2	N09	03-N09-02	Tamper Resistant Pin Reject Hexalobular Internal Drive System Torx Screw, Counter Sunk in Face of Sign. Sign must be Reinforced with Interior Grade Silicone	S2-3	Left Justified	Helvetica Regular	774 Willow	All Upper Case	3/4" Height Subsurface ADA Raised Copy with Braille	CMU Block, Gypsum Laminated over CMU Block, or Gypsum over Metal Stud Wall Types
3	S2-3	STAIR 2	N09	03-N09-02	Tamper Resistant Pin Reject Hexalobular Internal Drive System Torx Screw, Counter Sunk in Face of Sign. Sign must be Reinforced with Interior Grade Silicone	Man on Stair Pictogram	Center Justified	N/A	705 Medium Gray	N/A	Subsurface ADA Raised Graphic	Pictogram Size Appropriate for 6"H Section of Sign; CMU Block, Gypsum Laminated over CMU Block, or Gypsum over Metal Stud Wall Types
3	S2-3	STAIR 2	N09	03-N09-02	Tamper Resistant Pin Reject Hexalobular Internal Drive System Torx Screw, Counter Sunk in Face of Sign. Sign must be Reinforced with Interior Grade Silicone	STAIR 2	Center Justified	Helvetica Regular	774 Willow	All Upper Case	5/8" Height Subsurface ADA Raised Copy with Braille	CMU Block, Gypsum Laminated over CMU Block, or Gypsum over Metal Stud Wall Types
3	394	Corridor	N07	03-N07-03	Tamper Resistant Pin Reject Hexalobular Internal Drive System Torx Screw, Counter Sunk in Face of Sign. Sign must be Reinforced with Interior Grade Silicone	EVACUATION PLAN	Left Justified	Helvetica Regular	774 Willow	All Upper Case	3/4" Height Subsurface Direct Print	CMU Block, Gypsum Laminated over CMU Block, or Gypsum over Metal Stud Wall Types
3	394	Corridor	N07	03-N07-03	Tamper Resistant Pin Reject Hexalobular Internal Drive System Torx Screw, Counter Sunk in Face of Sign. Sign must be Reinforced with Interior Grade Silicone	N/A	N/A	N/A	N/A	N/A	N/A	8 1/2" X 11" Laser Printed Evacuation Map- Customer to Provide Printing; CMU Block, Gypsum Laminated over CMU Block, or Gypsum over Metal Stud Wall Types
3	328	Bedroom	N18	03-N18-06	Tamper Resistant Pin Reject Hexalobular Internal Drive System Torx Screw, Counter Sunk in Face of Sign. Sign must be Reinforced with Interior Grade Silicone	328	Left Justified	Helvetica Regular	774 Willow	All Upper Case	3/4" Height Subsurface ADA Raised Copy with Braille	CMU Block, Gypsum Laminated over CMU Block, or Gypsum over Metal Stud Wall Types
3	328	Bedroom	N18	03-N18-06	Tamper Resistant Pin Reject Hexalobular Internal Drive System Torx Screw, Counter Sunk in Face of Sign. Sign must be Reinforced with Interior Grade Silicone	Bedroom	Center Justified	Helvetica Regular	Black Laser Print Copy	Upper/Lower Case	5/8" Height Laser Print	CMU Block, Gypsum Laminated over CMU Block, or Gypsum over Metal Stud Wall Types
3	328	Bedroom	N18	03-N18-06	Tamper Resistant Pin Reject Hexalobular Internal Drive System Torx Screw, Counter Sunk in Face of Sign. Sign must be Reinforced with Interior Grade Silicone	N/A	N/A	N/A	N/A	N/A	N/A	2" x 9" Blank Insert- Customer to Provide Printing; CMU Block, Gypsum Laminated over CMU Block, or Gypsum over Metal Stud Wall Types
3	328	Bedroom	N18	03-N18-06	Tamper Resistant Pin Reject Hexalobular Internal Drive System Torx Screw, Counter Sunk in Face of Sign. Sign must be Reinforced with Interior Grade Silicone	N/A	N/A	N/A	N/A	N/A	N/A	2" x 9" Blank Insert- Customer to Provide Printing; CMU Block, Gypsum Laminated over CMU Block, or Gypsum over Metal Stud Wall Types

3	330	RESTROOM/SHOWER	N32B	03-N32B-04	Tamper Resistant Pin Reject Hexalobular Interl Drive System Torx Screw, Counter Sunk in Face of Sign. Sign must be Reinforced with Interior Grade Silicone	330	Left Justified	Helvetica Regular	774 Willow	All Upper Case	3/4" Height Subsurface ADA Raised Copy with Braille	CMU Block, Gypsum Laminated over CMU Block, or Gypsum over Metal Stud Wall Types
3	330	RESTROOM/SHOWER	N32B	03-N32B-04	Tamper Resistant Pin Reject Hexalobular Interl Drive System Torx Screw, Counter Sunk in Face of Sign. Sign must be Reinforced with Interior Grade Silicone	Shower Pictogram	Center Justified	N/A	705 Medium Gray	N/A	Subsurface ADA Raised Graphic	Pictogram Size Appropriate for 6"H Section of Sign; CMU Block, Gypsum Laminated over CMU Block, or Gypsum over Metal Stud Wall Types
3	330	RESTROOM/SHOWER	N32B	03-N32B-04	Tamper Resistant Pin Reject Hexalobular Interl Drive System Torx Screw, Counter Sunk in Face of Sign. Sign must be Reinforced with Interior Grade Silicone	RESTROOM/SHOWER	Center Justified	Helvetica Regular	774 Willow	All Upper Case	5/8" Height Subsurface ADA Raised Copy with Braille	CMU Block, Gypsum Laminated over CMU Block, or Gypsum over Metal Stud Wall Types
3	332	Bedroom	N18	03-N18-07	Tamper Resistant Pin Reject Hexalobular Interl Drive System Torx Screw, Counter Sunk in Face of Sign. Sign must be Reinforced with Interior Grade Silicone	332	Left Justified	Helvetica Regular	774 Willow	All Upper Case	3/4" Height Subsurface ADA Raised Copy with Braille	CMU Block, Gypsum Laminated over CMU Block, or Gypsum over Metal Stud Wall Types
3	332	Bedroom	N18	03-N18-07	Tamper Resistant Pin Reject Hexalobular Interl Drive System Torx Screw, Counter Sunk in Face of Sign. Sign must be Reinforced with Interior Grade Silicone	Bedroom	Center Justified	Helvetica Regular	Black Laser Print Copy	Upper/Lower Case	5/8" Height Laser Print	CMU Block, Gypsum Laminated over CMU Block, or Gypsum over Metal Stud Wall Types
3	332	Bedroom	N18	03-N18-07	Tamper Resistant Pin Reject Hexalobular Interl Drive System Torx Screw, Counter Sunk in Face of Sign. Sign must be Reinforced with Interior Grade Silicone	N/A	N/A	N/A	N/A	N/A	N/A	2" x 9" Blank Insert- Customer to Provide Printing; CMU Block, Gypsum Laminated over CMU Block, or Gypsum over Metal Stud Wall Types
3	332	Bedroom	N18	03-N18-07	Tamper Resistant Pin Reject Hexalobular Interl Drive System Torx Screw, Counter Sunk in Face of Sign. Sign must be Reinforced with Interior Grade Silicone	N/A	N/A	N/A	N/A	N/A	N/A	2" x 9" Blank Insert- Customer to Provide Printing; CMU Block, Gypsum Laminated over CMU Block, or Gypsum over Metal Stud Wall Types
3	334	JANITOR CLOSET	N02A	03-N02A-09	Tamper Resistant Pin Reject Hexalobular Interl Drive System Torx Screw, Counter Sunk in Face of Sign. Sign must be Reinforced with Interior Grade Silicone	334	Left Justified	Helvetica Regular	774 Willow	All Upper Case	3/4" Height Subsurface ADA Raised Copy with Braille	CMU Block, Gypsum Laminated over CMU Block, or Gypsum over Metal Stud Wall Types
3	334	JANITOR CLOSET	N02A	03-N02A-09	Tamper Resistant Pin Reject Hexalobular Interl Drive System Torx Screw, Counter Sunk in Face of Sign. Sign must be Reinforced with Interior Grade Silicone	JANITOR CLOSET	Center Justified	Helvetica Regular	705 Medium Gray	All Upper Case	5/8" Height Subsurface ADA Raised Copy with Braille	CMU Block, Gypsum Laminated over CMU Block, or Gypsum over Metal Stud Wall Types
3	393	Corridor	N12A	03-N12A-02	Tamper Resistant Pin Reject Hexalobular Interl Drive System Torx Screw, Counter Sunk in Face of Sign. Sign must be Reinforced with Interior Grade Silicone	FLOOR 3	Left Justified	Helvetica Regular	774 Willow	All Upper Case	1 1/2" Height Subsurface Direct Print	CMU Block, Gypsum Laminated over CMU Block, or Gypsum over Metal Stud Wall Types
3	393	Corridor	N12A	03-N12A-02	Tamper Resistant Pin Reject Hexalobular Interl Drive System Torx Screw, Counter Sunk in Face of Sign. Sign must be Reinforced with Interior Grade Silicone	← Quiet Room	Left Justified	Helvetica Regular	Black Laser Print Copy	Upper/Lower Case	5/8" Height Laser Print	CMU Block, Gypsum Laminated over CMU Block, or Gypsum over Metal Stud Wall Types
3	393	Corridor	N12A	03-N12A-02	Tamper Resistant Pin Reject Hexalobular Interl Drive System Torx Screw, Counter Sunk in Face of Sign. Sign must be Reinforced with Interior Grade Silicone	← Comfort Room	Left Justified	Helvetica Regular	Black Laser Print Copy	Upper/Lower Case	5/8" Height Laser Print	CMU Block, Gypsum Laminated over CMU Block, or Gypsum over Metal Stud Wall Types
3	393	Corridor	N12A	03-N12A-02	Tamper Resistant Pin Reject Hexalobular Interl Drive System Torx Screw, Counter Sunk in Face of Sign. Sign must be Reinforced with Interior Grade Silicone	← Clinical Office	Left Justified	Helvetica Regular	Black Laser Print Copy	Upper/Lower Case	5/8" Height Laser Print	CMU Block, Gypsum Laminated over CMU Block, or Gypsum over Metal Stud Wall Types

3	393	Corridor	N12A	03-N12A-02	Tamper Resistant Pin Reject Hexalobular Internal Drive System Torx Screw, Counter Sunk in Face of Sign. Sign must be Reinforced with Interior Grade Silicone	← Exam Room	Left Justified	Helvetica Regular	Black Laser Print Copy	Upper/Lower Case	5/8" Height Laser Print	CMU Block, Gypsum Laminated over CMU Block, or Gypsum over Metal Stud Wall Types
3	393	Corridor	N12A	03-N12A-02	Tamper Resistant Pin Reject Hexalobular Internal Drive System Torx Screw, Counter Sunk in Face of Sign. Sign must be Reinforced with Interior Grade Silicone	← Consult Room	Left Justified	Helvetica Regular	Black Laser Print Copy	Upper/Lower Case	5/8" Height Laser Print	CMU Block, Gypsum Laminated over CMU Block, or Gypsum over Metal Stud Wall Types
3	393	Corridor	N12A	03-N12A-02	Tamper Resistant Pin Reject Hexalobular Internal Drive System Torx Screw, Counter Sunk in Face of Sign. Sign must be Reinforced with Interior Grade Silicone	→ Bedrooms	Left Justified	Helvetica Regular	Black Laser Print Copy	Upper/Lower Case	5/8" Height Laser Print	CMU Block, Gypsum Laminated over CMU Block, or Gypsum over Metal Stud Wall Types
3	336	Quiet Room	N05A	03-N05A-04	Tamper Resistant Pin Reject Hexalobular Internal Drive System Torx Screw, Counter Sunk in Face of Sign. Sign must be Reinforced with Interior Grade Silicone	336	Left Justified	Helvetica Regular	774 Willow	All Upper Case	3/4" Height Subsurface ADA Raised Copy with Braille	CMU Block, Gypsum Laminated over CMU Block, or Gypsum over Metal Stud Wall Types
3	336	Quiet Room	N05A	03-N05A-04	Tamper Resistant Pin Reject Hexalobular Internal Drive System Torx Screw, Counter Sunk in Face of Sign. Sign must be Reinforced with Interior Grade Silicone	Quiet Room	Center Justified	Helvetica Regular	Black Laser Print Copy	Upper/Lower Case	5/8" Height Laser Print	CMU Block, Gypsum Laminated over CMU Block, or Gypsum over Metal Stud Wall Types
3	338	Consult Room	N05A	03-N05A-05	Tamper Resistant Pin Reject Hexalobular Internal Drive System Torx Screw, Counter Sunk in Face of Sign. Sign must be Reinforced with Interior Grade Silicone	338	Left Justified	Helvetica Regular	774 Willow	All Upper Case	3/4" Height Subsurface ADA Raised Copy with Braille	CMU Block, Gypsum Laminated over CMU Block, or Gypsum over Metal Stud Wall Types
3	338	Consult Room	N05A	03-N05A-05	Tamper Resistant Pin Reject Hexalobular Internal Drive System Torx Screw, Counter Sunk in Face of Sign. Sign must be Reinforced with Interior Grade Silicone	Consult Room	Center Justified	Helvetica Regular	Black Laser Print Copy	Upper/Lower Case	5/8" Height Laser Print	CMU Block, Gypsum Laminated over CMU Block, or Gypsum over Metal Stud Wall Types
3	340	Comfort Room	N05A	03-N05A-06	Tamper Resistant Pin Reject Hexalobular Internal Drive System Torx Screw, Counter Sunk in Face of Sign. Sign must be Reinforced with Interior Grade Silicone	340	Left Justified	Helvetica Regular	774 Willow	All Upper Case	3/4" Height Subsurface ADA Raised Copy with Braille	CMU Block, Gypsum Laminated over CMU Block, or Gypsum over Metal Stud Wall Types
3	340	Comfort Room	N05A	03-N05A-06	Tamper Resistant Pin Reject Hexalobular Internal Drive System Torx Screw, Counter Sunk in Face of Sign. Sign must be Reinforced with Interior Grade Silicone	Comfort Room	Center Justified	Helvetica Regular	Black Laser Print Copy	Upper/Lower Case	5/8" Height Laser Print	CMU Block, Gypsum Laminated over CMU Block, or Gypsum over Metal Stud Wall Types
3	342	TUB ROOM	N32A	03-N32A-03	Tamper Resistant Pin Reject Hexalobular Internal Drive System Torx Screw, Counter Sunk in Face of Sign. Sign must be Reinforced with Interior Grade Silicone	342	Left Justified	Helvetica Regular	774 Willow	All Upper Case	3/4" Height Subsurface ADA Raised Copy with Braille	CMU Block, Gypsum Laminated over CMU Block, or Gypsum over Metal Stud Wall Types
3	342	TUB ROOM	N32A	03-N32A-03	Tamper Resistant Pin Reject Hexalobular Internal Drive System Torx Screw, Counter Sunk in Face of Sign. Sign must be Reinforced with Interior Grade Silicone	Tub & Accessible Pictograms	Center Justified	N/A	705 Medium Gray	N/A	Subsurface ADA Raised Graphic	Pictogram Size Appropriate for 6"H Section of Sign; CMU Block, Gypsum Laminated over CMU Block, or Gypsum over Metal Stud Wall Types
3	342	TUB ROOM	N32A	03-N32A-03	Tamper Resistant Pin Reject Hexalobular Internal Drive System Torx Screw, Counter Sunk in Face of Sign. Sign must be Reinforced with Interior Grade Silicone	TUB ROOM	Center Justified	Helvetica Regular	774 Willow	All Upper Case	5/8" Height Subsurface ADA Raised Copy with Braille	CMU Block, Gypsum Laminated over CMU Block, or Gypsum over Metal Stud Wall Types
3	S4-3	STAIR 4	N34	03-N34-03	Tamper Resistant Pin Reject Hexalobular Internal Drive System Torx Screw, Counter Sunk in Face of Sign. Sign must be Reinforced with Interior Grade Silicone	STAIR 4	Left Justified	Helvetica Regular	774 Willow	All Upper Case	1.5" Height Subsurface ADA Raised Copy with Braille	CMU Block, Gypsum Laminated over CMU Block, or Gypsum over Metal Stud Wall Types
3	S4-3	STAIR 4	N34	03-N34-03	Tamper Resistant Pin Reject Hexalobular Internal Drive System Torx Screw, Counter Sunk in Face of Sign. Sign must be Reinforced with Interior Grade Silicone	LEVEL	Center Justified	Helvetica Regular	705 Medium Gray	All Upper Case	1" Height Subsurface ADA Raised Copy with Braille	CMU Block, Gypsum Laminated over CMU Block, or Gypsum over Metal Stud Wall Types

3	S4-3	STAIR 4	N34	03-N34-03	Tamper Resistant Pin Reject Hexalobular Internal Drive System Torx Screw, Counter Sunk in Face of Sign. Sign must be Reinforced with Interior Grade Silicone	3	Center Justified	Helvetica Regular	705 Medium Gray	All Upper Case	5" Height Subsurface ADA Raised Copy with Braille	CMU Block, Gypsum Laminated over CMU Block, or Gypsum over Metal Stud Wall Types
3	S4-3	STAIR 4	N10B	03-N10B-03	Tamper Resistant Pin Reject Hexalobular Internal Drive System Torx Screw, Counter Sunk in Face of Sign. Sign must be Reinforced with Interior Grade Silicone	STAIR 4	Left Justified	Helvetica Regular	774 Willow	All Upper Case	1.5" Height Subsurface Direct Print	CMU Block, Gypsum Laminated over CMU Block, or Gypsum over Metal Stud Wall Types
3	S4-3	STAIR 4	N10B	03-N10B-03	Tamper Resistant Pin Reject Hexalobular Internal Drive System Torx Screw, Counter Sunk in Face of Sign. Sign must be Reinforced with Interior Grade Silicone	1 THROUGH 3	Center Justified	Helvetica Regular	705 Medium Gray	All Upper Case	1" Height Subsurface Direct Print	CMU Block, Gypsum Laminated over CMU Block, or Gypsum over Metal Stud Wall Types
3	S4-3	STAIR 4	N10B	03-N10B-03	Tamper Resistant Pin Reject Hexalobular Internal Drive System Torx Screw, Counter Sunk in Face of Sign. Sign must be Reinforced with Interior Grade Silicone	NO ROOF ACCESS	Center Justified	Helvetica Regular	705 Medium Gray	All Upper Case	1" Height Subsurface Direct Print	CMU Block, Gypsum Laminated over CMU Block, or Gypsum over Metal Stud Wall Types
3	S4-3	STAIR 4	N10B	03-N10B-03	Tamper Resistant Pin Reject Hexalobular Internal Drive System Torx Screw, Counter Sunk in Face of Sign. Sign must be Reinforced with Interior Grade Silicone	NO STANDPIPE	Center Justified	Helvetica Regular	705 Medium Gray	All Upper Case	1" Height Subsurface Direct Print	CMU Block, Gypsum Laminated over CMU Block, or Gypsum over Metal Stud Wall Types
3	S4-3	STAIR 4	N10B	03-N10B-03	Tamper Resistant Pin Reject Hexalobular Internal Drive System Torx Screw, Counter Sunk in Face of Sign. Sign must be Reinforced with Interior Grade Silicone	LEVEL	Center Justified	Helvetica Regular	705 Medium Gray	All Upper Case	1" Height Subsurface Direct Print	CMU Block, Gypsum Laminated over CMU Block, or Gypsum over Metal Stud Wall Types
3	S4-3	STAIR 4	N10B	03-N10B-03	Tamper Resistant Pin Reject Hexalobular Internal Drive System Torx Screw, Counter Sunk in Face of Sign. Sign must be Reinforced with Interior Grade Silicone	3	Center Justified	Helvetica Regular	705 Medium Gray	All Upper Case	5" Height Subsurface Direct Print	CMU Block, Gypsum Laminated over CMU Block, or Gypsum over Metal Stud Wall Types
3	S4-3	STAIR 4	N10B	03-N10B-03	Tamper Resistant Pin Reject Hexalobular Internal Drive System Torx Screw, Counter Sunk in Face of Sign. Sign must be Reinforced with Interior Grade Silicone	EXIT DOWN AT FLOOR 1 TO EXTERIOR ONLY	Center Justified	Helvetica Regular	705 Medium Gray	All Upper Case	1" Height Subsurface Direct Print	CMU Block, Gypsum Laminated over CMU Block, or Gypsum over Metal Stud Wall Types
3	S4-3	STAIR 4	N10B	03-N10B-03	Tamper Resistant Pin Reject Hexalobular Internal Drive System Torx Screw, Counter Sunk in Face of Sign. Sign must be Reinforced with Interior Grade Silicone	NO INTERIOR ACCESS ON FLOOR 1	Center Justified	Helvetica Regular	705 Medium Gray	All Upper Case	1" Height Subsurface Direct Print	CMU Block, Gypsum Laminated over CMU Block, or Gypsum over Metal Stud Wall Types
3	S4-3	STAIR 4	N10B	03-N10B-03	Tamper Resistant Pin Reject Hexalobular Internal Drive System Torx Screw, Counter Sunk in Face of Sign. Sign must be Reinforced with Interior Grade Silicone	↓	Locate Left Side of Exit Information	N/A	705 Medium Gray	N/A	Subsurface Direct Print	CMU Block, Gypsum Laminated over CMU Block, or Gypsum over Metal Stud Wall Types
3	S4-3	STAIR 4	N09	03-N09-03	Tamper Resistant Pin Reject Hexalobular Internal Drive System Torx Screw, Counter Sunk in Face of Sign. Sign must be Reinforced with Interior Grade Silicone	S4-3	Left Justified	Helvetica Regular	774 Willow	All Upper Case	3/4" Height Subsurface ADA Raised Copy with Braille	CMU Block, Gypsum Laminated over CMU Block, or Gypsum over Metal Stud Wall Types
3	S4-3	STAIR 4	N09	03-N09-03	Tamper Resistant Pin Reject Hexalobular Internal Drive System Torx Screw, Counter Sunk in Face of Sign. Sign must be Reinforced with Interior Grade Silicone	Man on Stair Pictogram	Center Justified	N/A	705 Medium Gray	N/A	Subsurface ADA Raised Graphic	Pictogram Size Appropriate for 6"H Section of Sign; CMU Block, Gypsum Laminated over CMU Block, or Gypsum over Metal Stud Wall Types
3	S4-3	STAIR 4	N09	03-N09-03	Tamper Resistant Pin Reject Hexalobular Internal Drive System Torx Screw, Counter Sunk in Face of Sign. Sign must be Reinforced with Interior Grade Silicone	STAIR 4	Center Justified	Helvetica Regular	774 Willow	All Upper Case	5/8" Height Subsurface ADA Raised Copy with Braille	CMU Block, Gypsum Laminated over CMU Block, or Gypsum over Metal Stud Wall Types
3	344	Clinical Office	N04A	03-N04A-07	Tamper Resistant Pin Reject Hexalobular Internal Drive System Torx Screw, Counter Sunk in Face of Sign. Sign must be Reinforced with Interior Grade Silicone	344	Left Justified	Helvetica Regular	774 Willow	All Upper Case	3/4" Height Subsurface ADA Raised Copy with Braille	CMU Block, Gypsum Laminated over CMU Block, or Gypsum over Metal Stud Wall Types

3	344	Clinical Office	N04A	03-N04A-07	Tamper Resistant Pin Reject Hexalobular Interl Drive System Torx Screw, Counter Sunk in Face of Sign. Sign must be Reinforced with Interior Grade Silicone	Clinical Office	Center Justified	Helvetica Regular	Black Laser Print Copy	Upper/Lower Case	5/8" Height Laser Print	CMU Block, Gypsum Laminated over CMU Block, or Gypsum over Metal Stud Wall Types
3	344	Clinical Office	N04A	03-N04A-07	Tamper Resistant Pin Reject Hexalobular Interl Drive System Torx Screw, Counter Sunk in Face of Sign. Sign must be Reinforced with Interior Grade Silicone	N/A	N/A	N/A	N/A	N/A	N/A	2" x 9" Blank Insert- Customer to Provide Printing; CMU Block, Gypsum Laminated over CMU Block, or Gypsum over Metal Stud Wall Types
3	346	Exam Room	N06A	03-N06A-02	Tamper Resistant Pin Reject Hexalobular Interl Drive System Torx Screw, Counter Sunk in Face of Sign. Sign must be Reinforced with Interior Grade Silicone	346	Left Justified	Helvetica Regular	774 Willow	All Upper Case	3/4" Height Subsurface ADA Raised Copy with Braille	CMU Block, Gypsum Laminated over CMU Block, or Gypsum over Metal Stud Wall Types
3	346	Exam Room	N06A	03-N06A-02	Tamper Resistant Pin Reject Hexalobular Interl Drive System Torx Screw, Counter Sunk in Face of Sign. Sign must be Reinforced with Interior Grade Silicone	Exam Room	Center Justified	Helvetica Regular	Black Laser Print Copy	Upper/Lower Case	5/8" Height Laser Print	CMU Block, Gypsum Laminated over CMU Block, or Gypsum over Metal Stud Wall Types
3	346	Exam Room	N06A	03-N06A-02	Tamper Resistant Pin Reject Hexalobular Interl Drive System Torx Screw, Counter Sunk in Face of Sign. Sign must be Reinforced with Interior Grade Silicone	Available/In Use Slider	Center each Side	Helvetica Regular	Black Copy on Red/Green	Upper/Lower Case	1/2" Height Subsurface Direct Print	Left side of slider background is green, right side is red; CMU Block, Gypsum Laminated over CMU Block, or Gypsum over Metal Stud Wall Types
3	S1-3	STAIR 1	N09	03-N09-04	Tamper Resistant Pin Reject Hexalobular Interl Drive System Torx Screw, Counter Sunk in Face of Sign. Sign must be Reinforced with Interior Grade Silicone	S1-3	Left Justified	Helvetica Regular	774 Willow	All Upper Case	3/4" Height Subsurface ADA Raised Copy with Braille	CMU Block, Gypsum Laminated over CMU Block, or Gypsum over Metal Stud Wall Types
3	S1-3	STAIR 1	N09	03-N09-04	Tamper Resistant Pin Reject Hexalobular Interl Drive System Torx Screw, Counter Sunk in Face of Sign. Sign must be Reinforced with Interior Grade Silicone	Man on Stair Pictogram	Center Justified	N/A	705 Medium Gray	N/A	Subsurface ADA Raised Graphic	Pictogram Size Appropriate for 6"H Section of Sign; CMU Block, Gypsum Laminated over CMU Block, or Gypsum over Metal Stud Wall Types
3	S1-3	STAIR 1	N09	03-N09-04	Tamper Resistant Pin Reject Hexalobular Interl Drive System Torx Screw, Counter Sunk in Face of Sign. Sign must be Reinforced with Interior Grade Silicone	STAIR 1	Center Justified	Helvetica Regular	774 Willow	All Upper Case	5/8" Height Subsurface ADA Raised Copy with Braille	CMU Block, Gypsum Laminated over CMU Block, or Gypsum over Metal Stud Wall Types
3	S1-3	STAIR 1	N10B	03-N10B-04	Tamper Resistant Pin Reject Hexalobular Interl Drive System Torx Screw, Counter Sunk in Face of Sign. Sign must be Reinforced with Interior Grade Silicone	STAIR 1	Left Justified	Helvetica Regular	774 Willow	All Upper Case	1.5" Height Subsurface Direct Print	CMU Block, Gypsum Laminated over CMU Block, or Gypsum over Metal Stud Wall Types
3	S1-3	STAIR 1	N10B	03-N10B-04	Tamper Resistant Pin Reject Hexalobular Interl Drive System Torx Screw, Counter Sunk in Face of Sign. Sign must be Reinforced with Interior Grade Silicone	B THROUGH 3	Center Justified	Helvetica Regular	705 Medium Gray	All Upper Case	1" Height Subsurface Direct Print	CMU Block, Gypsum Laminated over CMU Block, or Gypsum over Metal Stud Wall Types
3	S1-3	STAIR 1	N10B	03-N10B-04	Tamper Resistant Pin Reject Hexalobular Interl Drive System Torx Screw, Counter Sunk in Face of Sign. Sign must be Reinforced with Interior Grade Silicone	NO ROOF ACCESS	Center Justified	Helvetica Regular	705 Medium Gray	All Upper Case	1" Height Subsurface Direct Print	CMU Block, Gypsum Laminated over CMU Block, or Gypsum over Metal Stud Wall Types
3	S1-3	STAIR 1	N10B	03-N10B-04	Tamper Resistant Pin Reject Hexalobular Interl Drive System Torx Screw, Counter Sunk in Face of Sign. Sign must be Reinforced with Interior Grade Silicone	NO STANDPIPE	Center Justified	Helvetica Regular	705 Medium Gray	All Upper Case	1" Height Subsurface Direct Print	CMU Block, Gypsum Laminated over CMU Block, or Gypsum over Metal Stud Wall Types
3	S1-3	STAIR 1	N10B	03-N10B-04	Tamper Resistant Pin Reject Hexalobular Interl Drive System Torx Screw, Counter Sunk in Face of Sign. Sign must be Reinforced with Interior Grade Silicone	LEVEL	Center Justified	Helvetica Regular	705 Medium Gray	All Upper Case	1" Height Subsurface Direct Print	CMU Block, Gypsum Laminated over CMU Block, or Gypsum over Metal Stud Wall Types

3	S1-3	STAIR 1	N10B	03-N10B-04	Tamper Resistant Pin Reject Hexalobular Internal Drive System Torx Screw, Counter Sunk in Face of Sign. Sign must be Reinforced with Interior Grade Silicone	3	Center Justified	Helvetica Regular	705 Medium Gray	All Upper Case	5" Height Subsurface Direct Print	CMU Block, Gypsum Laminated over CMU Block, or Gypsum over Metal Stud Wall Types
3	S1-3	STAIR 1	N10B	03-N10B-04	Tamper Resistant Pin Reject Hexalobular Internal Drive System Torx Screw, Counter Sunk in Face of Sign. Sign must be Reinforced with Interior Grade Silicone	EXIT DOWN AT FLOOR 1	Center Justified	Helvetica Regular	705 Medium Gray	All Upper Case	1" Height Subsurface Direct Print	CMU Block, Gypsum Laminated over CMU Block, or Gypsum over Metal Stud Wall Types
3	S1-3	STAIR 1	N10B	03-N10B-04	Tamper Resistant Pin Reject Hexalobular Internal Drive System Torx Screw, Counter Sunk in Face of Sign. Sign must be Reinforced with Interior Grade Silicone	↓	Locate Left Side of Exit Information	N/A	705 Medium Gray	N/A	Subsurface Direct Print	CMU Block, Gypsum Laminated over CMU Block, or Gypsum over Metal Stud Wall Types
3	S1-3	STAIR 1	N34	03-N34-04	Tamper Resistant Pin Reject Hexalobular Internal Drive System Torx Screw, Counter Sunk in Face of Sign. Sign must be Reinforced with Interior Grade Silicone	STAIR 1	Left Justified	Helvetica Regular	774 Willow	All Upper Case	1.5" Height Subsurface ADA Raised Copy with Braille	CMU Block, Gypsum Laminated over CMU Block, or Gypsum over Metal Stud Wall Types
3	S1-3	STAIR 1	N34	03-N34-04	Tamper Resistant Pin Reject Hexalobular Internal Drive System Torx Screw, Counter Sunk in Face of Sign. Sign must be Reinforced with Interior Grade Silicone	LEVEL	Center Justified	Helvetica Regular	705 Medium Gray	All Upper Case	1" Height Subsurface ADA Raised Copy with Braille	CMU Block, Gypsum Laminated over CMU Block, or Gypsum over Metal Stud Wall Types
3	S1-3	STAIR 1	N34	03-N34-04	Tamper Resistant Pin Reject Hexalobular Internal Drive System Torx Screw, Counter Sunk in Face of Sign. Sign must be Reinforced with Interior Grade Silicone	3	Center Justified	Helvetica Regular	705 Medium Gray	All Upper Case	5" Height Subsurface ADA Raised Copy with Braille	CMU Block, Gypsum Laminated over CMU Block, or Gypsum over Metal Stud Wall Types
3	350	RESTROOM/SHOWER	N32B	03-N32B-05	Tamper Resistant Pin Reject Hexalobular Internal Drive System Torx Screw, Counter Sunk in Face of Sign. Sign must be Reinforced with Interior Grade Silicone	350	Left Justified	Helvetica Regular	774 Willow	All Upper Case	3/4" Height Subsurface ADA Raised Copy with Braille	CMU Block, Gypsum Laminated over CMU Block, or Gypsum over Metal Stud Wall Types
3	350	RESTROOM/SHOWER	N32B	03-N32B-05	Tamper Resistant Pin Reject Hexalobular Internal Drive System Torx Screw, Counter Sunk in Face of Sign. Sign must be Reinforced with Interior Grade Silicone	Shower Pictogram	Center Justified	N/A	705 Medium Gray	N/A	Subsurface ADA Raised Graphic	Pictogram Size Appropriate for 6"H Section of Sign; CMU Block, Gypsum Laminated over CMU Block, or Gypsum over Metal Stud Wall Types
3	350	RESTROOM/SHOWER	N32B	03-N32B-05	Tamper Resistant Pin Reject Hexalobular Internal Drive System Torx Screw, Counter Sunk in Face of Sign. Sign must be Reinforced with Interior Grade Silicone	RESTROOM/SHOWER	Center Justified	Helvetica Regular	774 Willow	All Upper Case	5/8" Height Subsurface ADA Raised Copy with Braille	CMU Block, Gypsum Laminated over CMU Block, or Gypsum over Metal Stud Wall Types
3	351	RESTROOM	N03B	03-N03B-01	Tamper Resistant Pin Reject Hexalobular Internal Drive System Torx Screw, Counter Sunk in Face of Sign. Sign must be Reinforced with Interior Grade Silicone	351	Left Justified	Helvetica Regular	774 Willow	All Upper Case	3/4" Height Subsurface ADA Raised Copy with Braille	CMU Block, Gypsum Laminated over CMU Block, or Gypsum over Metal Stud Wall Types
3	351	RESTROOM	N03B	03-N03B-01	Tamper Resistant Pin Reject Hexalobular Internal Drive System Torx Screw, Counter Sunk in Face of Sign. Sign must be Reinforced with Interior Grade Silicone	Unisex Pictogram	Center Justified	N/A	705 Medium Gray	N/A	Subsurface ADA Raised Graphic	Pictogram Size Appropriate for 6"H Section of Sign; CMU Block, Gypsum Laminated over CMU Block, or Gypsum over Metal Stud Wall Types
3	351	RESTROOM	N03B	03-N03B-01	Tamper Resistant Pin Reject Hexalobular Internal Drive System Torx Screw, Counter Sunk in Face of Sign. Sign must be Reinforced with Interior Grade Silicone	RESTROOM	Center Justified	Helvetica Regular	774 Willow	All Upper Case	5/8" Height Subsurface ADA Raised Copy with Braille	CMU Block, Gypsum Laminated over CMU Block, or Gypsum over Metal Stud Wall Types
3	352	Bedroom	N04A	03-N04A-08	Tamper Resistant Pin Reject Hexalobular Internal Drive System Torx Screw, Counter Sunk in Face of Sign. Sign must be Reinforced with Interior Grade Silicone	352	Left Justified	Helvetica Regular	774 Willow	All Upper Case	3/4" Height Subsurface ADA Raised Copy with Braille	CMU Block, Gypsum Laminated over CMU Block, or Gypsum over Metal Stud Wall Types



3	352	Bedroom	N04A	03-N04A-08	Tamper Resistant Pin Reject Hexalobular Internal Drive System Torx Screw, Counter Sunk in Face of Sign. Sign must be Reinforced with Interior Grade Silicone	Bedroom	Center Justified	Helvetica Regular	Black Laser Print Copy	Upper/Lower Case	5/8" Height Laser Print	CMU Block, Gypsum Laminated over CMU Block, or Gypsum over Metal Stud Wall Types
3	352	Bedroom	N04A	03-N04A-08	Tamper Resistant Pin Reject Hexalobular Internal Drive System Torx Screw, Counter Sunk in Face of Sign. Sign must be Reinforced with Interior Grade Silicone	N/A	N/A	N/A	N/A	N/A	N/A	2" x 9" Blank Insert- Customer to Provide Printing; CMU Block, Gypsum Laminated over CMU Block, or Gypsum over Metal Stud Wall Types
3	353	RESTROOM	N03B	03-N03B-02	Tamper Resistant Pin Reject Hexalobular Internal Drive System Torx Screw, Counter Sunk in Face of Sign. Sign must be Reinforced with Interior Grade Silicone	353	Left Justified	Helvetica Regular	774 Willow	All Upper Case	3/4" Height Subsurface ADA Raised Copy with Braille	CMU Block, Gypsum Laminated over CMU Block, or Gypsum over Metal Stud Wall Types
3	353	RESTROOM	N03B	03-N03B-02	Tamper Resistant Pin Reject Hexalobular Internal Drive System Torx Screw, Counter Sunk in Face of Sign. Sign must be Reinforced with Interior Grade Silicone	Unisex Pictogram	Center Justified	N/A	705 Medium Gray	N/A	Subsurface ADA Raised Graphic	Pictogram Size Appropriate for 6"H Section of Sign; CMU Block, Gypsum Laminated over CMU Block, or Gypsum over Metal Stud Wall Types
3	353	RESTROOM	N03B	03-N03B-02	Tamper Resistant Pin Reject Hexalobular Internal Drive System Torx Screw, Counter Sunk in Face of Sign. Sign must be Reinforced with Interior Grade Silicone	RESTROOM	Center Justified	Helvetica Regular	774 Willow	All Upper Case	5/8" Height Subsurface ADA Raised Copy with Braille	CMU Block, Gypsum Laminated over CMU Block, or Gypsum over Metal Stud Wall Types
3	354	Bedroom	N18	03-N18-08	Tamper Resistant Pin Reject Hexalobular Internal Drive System Torx Screw, Counter Sunk in Face of Sign. Sign must be Reinforced with Interior Grade Silicone	354	Left Justified	Helvetica Regular	774 Willow	All Upper Case	3/4" Height Subsurface ADA Raised Copy with Braille	CMU Block, Gypsum Laminated over CMU Block, or Gypsum over Metal Stud Wall Types
3	354	Bedroom	N18	03-N18-08	Tamper Resistant Pin Reject Hexalobular Internal Drive System Torx Screw, Counter Sunk in Face of Sign. Sign must be Reinforced with Interior Grade Silicone	Bedroom	Center Justified	Helvetica Regular	Black Laser Print Copy	Upper/Lower Case	5/8" Height Laser Print	CMU Block, Gypsum Laminated over CMU Block, or Gypsum over Metal Stud Wall Types
3	354	Bedroom	N18	03-N18-08	Tamper Resistant Pin Reject Hexalobular Internal Drive System Torx Screw, Counter Sunk in Face of Sign. Sign must be Reinforced with Interior Grade Silicone	N/A	N/A	N/A	N/A	N/A	N/A	2" x 9" Blank Insert- Customer to Provide Printing; CMU Block, Gypsum Laminated over CMU Block, or Gypsum over Metal Stud Wall Types
3	354	Bedroom	N18	03-N18-08	Tamper Resistant Pin Reject Hexalobular Internal Drive System Torx Screw, Counter Sunk in Face of Sign. Sign must be Reinforced with Interior Grade Silicone	N/A	N/A	N/A	N/A	N/A	N/A	2" x 9" Blank Insert- Customer to Provide Printing; CMU Block, Gypsum Laminated over CMU Block, or Gypsum over Metal Stud Wall Types
3	391	Corridor	N12A	03-N12A-03	Tamper Resistant Pin Reject Hexalobular Internal Drive System Torx Screw, Counter Sunk in Face of Sign. Sign must be Reinforced with Interior Grade Silicone	FLOOR 3	Left Justified	Helvetica Regular	774 Willow	All Upper Case	1 1/2" Height Subsurface Direct Print	CMU Block, Gypsum Laminated over CMU Block, or Gypsum over Metal Stud Wall Types
3	391	Corridor	N12A	03-N12A-03	Tamper Resistant Pin Reject Hexalobular Internal Drive System Torx Screw, Counter Sunk in Face of Sign. Sign must be Reinforced with Interior Grade Silicone	→ Group Room	Left Justified	Helvetica Regular	Black Laser Print Copy	Upper/Lower Case	5/8" Height Laser Print	CMU Block, Gypsum Laminated over CMU Block, or Gypsum over Metal Stud Wall Types
3	391	Corridor	N12A	03-N12A-03	Tamper Resistant Pin Reject Hexalobular Internal Drive System Torx Screw, Counter Sunk in Face of Sign. Sign must be Reinforced with Interior Grade Silicone	→ Multi-Purpose Room	Left Justified	Helvetica Regular	Black Laser Print Copy	Upper/Lower Case	5/8" Height Laser Print	CMU Block, Gypsum Laminated over CMU Block, or Gypsum over Metal Stud Wall Types
3	391	Corridor	N12A	03-N12A-03	Tamper Resistant Pin Reject Hexalobular Internal Drive System Torx Screw, Counter Sunk in Face of Sign. Sign must be Reinforced with Interior Grade Silicone	→ Comfort Room	Left Justified	Helvetica Regular	Black Laser Print Copy	Upper/Lower Case	5/8" Height Laser Print	CMU Block, Gypsum Laminated over CMU Block, or Gypsum over Metal Stud Wall Types

3	391	Corridor	N12A	03-N12A-03	Tamper Resistant Pin Reject Hexalobular Internal Drive System Torx Screw, Counter Sunk in Face of Sign. Sign must be Reinforced with Interior Grade Silicone	→ Laundry Facilities	Left Justified	Helvetica Regular	Black Laser Print Copy	Upper/Lower Case	5/8" Height Laser Print	CMU Block, Gypsum Laminated over CMU Block, or Gypsum over Metal Stud Wall Types
3	391	Corridor	N12A	03-N12A-03	Tamper Resistant Pin Reject Hexalobular Internal Drive System Torx Screw, Counter Sunk in Face of Sign. Sign must be Reinforced with Interior Grade Silicone	→ Bedrooms 355-360	Left Justified	Helvetica Regular	Black Laser Print Copy	Upper/Lower Case	5/8" Height Laser Print	CMU Block, Gypsum Laminated over CMU Block, or Gypsum over Metal Stud Wall Types
3	391	Corridor	N12A	03-N12A-03	Tamper Resistant Pin Reject Hexalobular Internal Drive System Torx Screw, Counter Sunk in Face of Sign. Sign must be Reinforced with Interior Grade Silicone	← Bedrooms 300-332	Left Justified	Helvetica Regular	Black Laser Print Copy	Upper/Lower Case	5/8" Height Laser Print	CMU Block, Gypsum Laminated over CMU Block, or Gypsum over Metal Stud Wall Types
3	355	Bedroom	N18	03-N18-09	Tamper Resistant Pin Reject Hexalobular Internal Drive System Torx Screw, Counter Sunk in Face of Sign. Sign must be Reinforced with Interior Grade Silicone	355	Left Justified	Helvetica Regular	774 Willow	All Upper Case	3/4" Height Subsurface ADA Raised Copy with Braille	CMU Block, Gypsum Laminated over CMU Block, or Gypsum over Metal Stud Wall Types
3	355	Bedroom	N18	03-N18-09	Tamper Resistant Pin Reject Hexalobular Internal Drive System Torx Screw, Counter Sunk in Face of Sign. Sign must be Reinforced with Interior Grade Silicone	Bedroom	Center Justified	Helvetica Regular	Black Laser Print Copy	Upper/Lower Case	5/8" Height Laser Print	CMU Block, Gypsum Laminated over CMU Block, or Gypsum over Metal Stud Wall Types
3	355	Bedroom	N18	03-N18-09	Tamper Resistant Pin Reject Hexalobular Internal Drive System Torx Screw, Counter Sunk in Face of Sign. Sign must be Reinforced with Interior Grade Silicone	N/A	N/A	N/A	N/A	N/A	N/A	2" x 9" Blank Insert- Customer to Provide Printing; CMU Block, Gypsum Laminated over CMU Block, or Gypsum over Metal Stud Wall Types
3	355	Bedroom	N18	03-N18-09	Tamper Resistant Pin Reject Hexalobular Internal Drive System Torx Screw, Counter Sunk in Face of Sign. Sign must be Reinforced with Interior Grade Silicone	N/A	N/A	N/A	N/A	N/A	N/A	2" x 9" Blank Insert- Customer to Provide Printing; CMU Block, Gypsum Laminated over CMU Block, or Gypsum over Metal Stud Wall Types
3	356	RESTROOM/SHOWER	N32B	03-N32B-06	Tamper Resistant Pin Reject Hexalobular Internal Drive System Torx Screw, Counter Sunk in Face of Sign. Sign must be Reinforced with Interior Grade Silicone	356	Left Justified	Helvetica Regular	774 Willow	All Upper Case	3/4" Height Subsurface ADA Raised Copy with Braille	CMU Block, Gypsum Laminated over CMU Block, or Gypsum over Metal Stud Wall Types
3	356	RESTROOM/SHOWER	N32B	03-N32B-06	Tamper Resistant Pin Reject Hexalobular Internal Drive System Torx Screw, Counter Sunk in Face of Sign. Sign must be Reinforced with Interior Grade Silicone	Shower Pictogram	Center Justified	N/A	705 Medium Gray	N/A	Subsurface ADA Raised Graphic	Pictogram Size Appropriate for 6"H Section of Sign; CMU Block, Gypsum Laminated over CMU Block, or Gypsum over Metal Stud Wall Types
3	356	RESTROOM/SHOWER	N32B	03-N32B-06	Tamper Resistant Pin Reject Hexalobular Internal Drive System Torx Screw, Counter Sunk in Face of Sign. Sign must be Reinforced with Interior Grade Silicone	RESTROOM/SHOWER	Center Justified	Helvetica Regular	774 Willow	All Upper Case	5/8" Height Subsurface ADA Raised Copy with Braille	CMU Block, Gypsum Laminated over CMU Block, or Gypsum over Metal Stud Wall Types
3	357	RESTROOM/SHOWER	N32A	03-N32A-04	Tamper Resistant Pin Reject Hexalobular Internal Drive System Torx Screw, Counter Sunk in Face of Sign. Sign must be Reinforced with Interior Grade Silicone	357	Left Justified	Helvetica Regular	774 Willow	All Upper Case	3/4" Height Subsurface ADA Raised Copy with Braille	CMU Block, Gypsum Laminated over CMU Block, or Gypsum over Metal Stud Wall Types
3	357	RESTROOM/SHOWER	N32A	03-N32A-04	Tamper Resistant Pin Reject Hexalobular Internal Drive System Torx Screw, Counter Sunk in Face of Sign. Sign must be Reinforced with Interior Grade Silicone	Shower & Accessible Pictograms	Center Justified	N/A	705 Medium Gray	N/A	Subsurface ADA Raised Graphic	Pictogram Size Appropriate for 6"H Section of Sign; CMU Block, Gypsum Laminated over CMU Block, or Gypsum over Metal Stud Wall Types
3	357	RESTROOM/SHOWER	N32A	03-N32A-04	Tamper Resistant Pin Reject Hexalobular Internal Drive System Torx Screw, Counter Sunk in Face of Sign. Sign must be Reinforced with Interior Grade Silicone	RESTROOM/SHOWER	Center Justified	Helvetica Regular	774 Willow	All Upper Case	5/8" Height Subsurface ADA Raised Copy with Braille	CMU Block, Gypsum Laminated over CMU Block, or Gypsum over Metal Stud Wall Types

3	358	Bedroom	N04A	03-N04A-09	Tamper Resistant Pin Reject Hexalobular Internal Drive System Torx Screw, Counter Sunk in Face of Sign. Sign must be Reinforced with Interior Grade Silicone	358	Left Justified	Helvetica Regular	774 Willow	All Upper Case	3/4" Height Subsurface ADA Raised Copy with Braille	CMU Block, Gypsum Laminated over CMU Block, or Gypsum over Metal Stud Wall Types
3	358	Bedroom	N04A	03-N04A-09	Tamper Resistant Pin Reject Hexalobular Internal Drive System Torx Screw, Counter Sunk in Face of Sign. Sign must be Reinforced with Interior Grade Silicone	Bedroom	Center Justified	Helvetica Regular	Black Laser Print Copy	Upper/Lower Case	5/8" Height Laser Print	CMU Block, Gypsum Laminated over CMU Block, or Gypsum over Metal Stud Wall Types
3	358	Bedroom	N04A	03-N04A-09	Tamper Resistant Pin Reject Hexalobular Internal Drive System Torx Screw, Counter Sunk in Face of Sign. Sign must be Reinforced with Interior Grade Silicone	N/A	N/A	N/A	N/A	N/A	N/A	2" x 9" Blank Insert- Customer to Provide Printing; CMU Block, Gypsum Laminated over CMU Block, or Gypsum over Metal Stud Wall Types
3	S3-3	STAIR 3	N10B	03-N10B-05	Tamper Resistant Pin Reject Hexalobular Internal Drive System Torx Screw, Counter Sunk in Face of Sign. Sign must be Reinforced with Interior Grade Silicone	STAIR 3	Left Justified	Helvetica Regular	774 Willow	All Upper Case	1.5" Height Subsurface Direct Print	CMU Block, Gypsum Laminated over CMU Block, or Gypsum over Metal Stud Wall Types
3	S3-3	STAIR 3	N10B	03-N10B-05	Tamper Resistant Pin Reject Hexalobular Internal Drive System Torx Screw, Counter Sunk in Face of Sign. Sign must be Reinforced with Interior Grade Silicone	1 THROUGH 3	Center Justified	Helvetica Regular	705 Medium Gray	All Upper Case	1" Height Subsurface Direct Print	CMU Block, Gypsum Laminated over CMU Block, or Gypsum over Metal Stud Wall Types
3	S3-3	STAIR 3	N10B	03-N10B-05	Tamper Resistant Pin Reject Hexalobular Internal Drive System Torx Screw, Counter Sunk in Face of Sign. Sign must be Reinforced with Interior Grade Silicone	NO ROOF ACCESS	Center Justified	Helvetica Regular	705 Medium Gray	All Upper Case	1" Height Subsurface Direct Print	CMU Block, Gypsum Laminated over CMU Block, or Gypsum over Metal Stud Wall Types
3	S3-3	STAIR 3	N10B	03-N10B-05	Tamper Resistant Pin Reject Hexalobular Internal Drive System Torx Screw, Counter Sunk in Face of Sign. Sign must be Reinforced with Interior Grade Silicone	NO STANDPIPE	Center Justified	Helvetica Regular	705 Medium Gray	All Upper Case	1" Height Subsurface Direct Print	CMU Block, Gypsum Laminated over CMU Block, or Gypsum over Metal Stud Wall Types
3	S3-3	STAIR 3	N10B	03-N10B-05	Tamper Resistant Pin Reject Hexalobular Internal Drive System Torx Screw, Counter Sunk in Face of Sign. Sign must be Reinforced with Interior Grade Silicone	LEVEL	Center Justified	Helvetica Regular	705 Medium Gray	All Upper Case	1" Height Subsurface Direct Print	CMU Block, Gypsum Laminated over CMU Block, or Gypsum over Metal Stud Wall Types
3	S3-3	STAIR 3	N10B	03-N10B-05	Tamper Resistant Pin Reject Hexalobular Internal Drive System Torx Screw, Counter Sunk in Face of Sign. Sign must be Reinforced with Interior Grade Silicone	3	Center Justified	Helvetica Regular	705 Medium Gray	All Upper Case	5" Height Subsurface Direct Print	CMU Block, Gypsum Laminated over CMU Block, or Gypsum over Metal Stud Wall Types
3	S3-3	STAIR 3	N10B	03-N10B-05	Tamper Resistant Pin Reject Hexalobular Internal Drive System Torx Screw, Counter Sunk in Face of Sign. Sign must be Reinforced with Interior Grade Silicone	EXIT DOWN AT FLOOR 1 TO EXTERIOR ONLY	Center Justified	Helvetica Regular	705 Medium Gray	All Upper Case	1" Height Subsurface Direct Print	CMU Block, Gypsum Laminated over CMU Block, or Gypsum over Metal Stud Wall Types
3	S3-3	STAIR 3	N10B	03-N10B-05	Tamper Resistant Pin Reject Hexalobular Internal Drive System Torx Screw, Counter Sunk in Face of Sign. Sign must be Reinforced with Interior Grade Silicone	NO INTERIOR ACCESS ON FLOOR 1	Center Justified	Helvetica Regular	705 Medium Gray	All Upper Case	1" Height Subsurface Direct Print	CMU Block, Gypsum Laminated over CMU Block, or Gypsum over Metal Stud Wall Types
3	S3-3	STAIR 3	N10B	03-N10B-05	Tamper Resistant Pin Reject Hexalobular Internal Drive System Torx Screw, Counter Sunk in Face of Sign. Sign must be Reinforced with Interior Grade Silicone	↓	Locate Left Side of Exit Information	N/A	705 Medium Gray	N/A	Subsurface Direct Print	CMU Block, Gypsum Laminated over CMU Block, or Gypsum over Metal Stud Wall Types
3	S3-3	STAIR 3	N34	03-N34-05	Tamper Resistant Pin Reject Hexalobular Internal Drive System Torx Screw, Counter Sunk in Face of Sign. Sign must be Reinforced with Interior Grade Silicone	STAIR 3	Left Justified	Helvetica Regular	774 Willow	All Upper Case	1.5" Height Subsurface ADA Raised Copy with Braille	CMU Block, Gypsum Laminated over CMU Block, or Gypsum over Metal Stud Wall Types
3	S3-3	STAIR 3	N34	03-N34-05	Tamper Resistant Pin Reject Hexalobular Internal Drive System Torx Screw, Counter Sunk in Face of Sign. Sign must be Reinforced with Interior Grade Silicone	LEVEL	Center Justified	Helvetica Regular	705 Medium Gray	All Upper Case	1" Height Subsurface ADA Raised Copy with Braille	CMU Block, Gypsum Laminated over CMU Block, or Gypsum over Metal Stud Wall Types

3	S3-3	STAIR 3	N34	03-N34-05	Tamper Resistant Pin Reject Hexalobular Interl Drive System Torx Screw, Counter Sunk in Face of Sign. Sign must be Reinforced with Interior Grade Silicone	3	Center Justified	Helvetica Regular	705 Medium Gray	All Upper Case	5" Height Subsurface ADA Raised Copy with Braille	CMU Block, Gypsum Laminated over CMU Block, or Gypsum over Metal Stud Wall Types
3	S3-3	STAIR 3	N09	03-N09-05	Tamper Resistant Pin Reject Hexalobular Interl Drive System Torx Screw, Counter Sunk in Face of Sign. Sign must be Reinforced with Interior Grade Silicone	S3-3	Left Justified	Helvetica Regular	774 Willow	All Upper Case	3/4" Height Subsurface ADA Raised Copy with Braille	CMU Block, Gypsum Laminated over CMU Block, or Gypsum over Metal Stud Wall Types
3	S3-3	STAIR 3	N09	03-N09-05	Tamper Resistant Pin Reject Hexalobular Interl Drive System Torx Screw, Counter Sunk in Face of Sign. Sign must be Reinforced with Interior Grade Silicone	Man on Stair Pictogram	Center Justified	N/A	705 Medium Gray	N/A	Subsurface ADA Raised Graphic	Pictogram Size Appropriate for 6"H Section of Sign; CMU Block, Gypsum Laminated over CMU Block, or Gypsum over Metal Stud Wall Types
3	S3-3	STAIR 3	N09	03-N09-05	Tamper Resistant Pin Reject Hexalobular Interl Drive System Torx Screw, Counter Sunk in Face of Sign. Sign must be Reinforced with Interior Grade Silicone	STAIR 3	Center Justified	Helvetica Regular	774 Willow	All Upper Case	5/8" Height Subsurface ADA Raised Copy with Braille	CMU Block, Gypsum Laminated over CMU Block, or Gypsum over Metal Stud Wall Types
3	391	Corridor	N07	03-N07-04	Tamper Resistant Pin Reject Hexalobular Interl Drive System Torx Screw, Counter Sunk in Face of Sign. Sign must be Reinforced with Interior Grade Silicone	EVACUATION PLAN	Left Justified	Helvetica Regular	774 Willow	All Upper Case	3/4" Height Subsurface Direct Print	CMU Block, Gypsum Laminated over CMU Block, or Gypsum over Metal Stud Wall Types
3	391	Corridor	N07	03-N07-04	Tamper Resistant Pin Reject Hexalobular Interl Drive System Torx Screw, Counter Sunk in Face of Sign. Sign must be Reinforced with Interior Grade Silicone	N/A	N/A	N/A	N/A	N/A	N/A	8 1/2" X 11" Laser Printed Evacuation Map- Customer to Provide Printing; CMU Block, Gypsum Laminated over CMU Block, or Gypsum over Metal Stud Wall Types
3	391	Corridor	N11A	03-N11A-03	Tamper Resistant Pin Reject Hexalobular Interl Drive System Torx Screw, Counter Sunk in Face of Sign. Sign must be Reinforced with Interior Grade Silicone	Laundry & Gathering Spaces	Center Justified	Helvetica Regular	705 Medium Gray	Upper/Lower Case	5/8" Height Subsurface Direct Print	CMU Block, Gypsum Laminated over CMU Block, or Gypsum over Metal Stud Wall Types
3	391	Corridor	N11A	03-N11A-03	Tamper Resistant Pin Reject Hexalobular Interl Drive System Torx Screw, Counter Sunk in Face of Sign. Sign must be Reinforced with Interior Grade Silicone	↑	Center Justified	N/A	705 Medium Gray	N/A	Subsurface Direct Print Graphic	CMU Block, Gypsum Laminated over CMU Block, or Gypsum over Metal Stud Wall Types
3	360	Bedroom	N04A	03-N04A-10	Tamper Resistant Pin Reject Hexalobular Interl Drive System Torx Screw, Counter Sunk in Face of Sign. Sign must be Reinforced with Interior Grade Silicone	360	Left Justified	Helvetica Regular	774 Willow	All Upper Case	3/4" Height Subsurface ADA Raised Copy with Braille	CMU Block, Gypsum Laminated over CMU Block, or Gypsum over Metal Stud Wall Types
3	360	Bedroom	N04A	03-N04A-10	Tamper Resistant Pin Reject Hexalobular Interl Drive System Torx Screw, Counter Sunk in Face of Sign. Sign must be Reinforced with Interior Grade Silicone	Bedroom	Center Justified	Helvetica Regular	Black Laser Print Copy	Upper/Lower Case	5/8" Height Laser Print	CMU Block, Gypsum Laminated over CMU Block, or Gypsum over Metal Stud Wall Types
3	360	Bedroom	N04A	03-N04A-10	Tamper Resistant Pin Reject Hexalobular Interl Drive System Torx Screw, Counter Sunk in Face of Sign. Sign must be Reinforced with Interior Grade Silicone	N/A	N/A	N/A	N/A	N/A	N/A	2" x 9" Blank Insert- Customer to Provide Printing; CMU Block, Gypsum Laminated over CMU Block, or Gypsum over Metal Stud Wall Types
3	361	ADL Supplies	N05A	03-N05A-07	Tamper Resistant Pin Reject Hexalobular Interl Drive System Torx Screw, Counter Sunk in Face of Sign. Sign must be Reinforced with Interior Grade Silicone	361	Left Justified	Helvetica Regular	774 Willow	All Upper Case	3/4" Height Subsurface ADA Raised Copy with Braille	CMU Block, Gypsum Laminated over CMU Block, or Gypsum over Metal Stud Wall Types
3	361	ADL Supplies	N05A	03-N05A-07	Tamper Resistant Pin Reject Hexalobular Interl Drive System Torx Screw, Counter Sunk in Face of Sign. Sign must be Reinforced with Interior Grade Silicone	ADL Supplies	Center Justified	Helvetica Regular	Black Laser Print Copy	Upper/Lower Case	5/8" Height Laser Print	CMU Block, Gypsum Laminated over CMU Block, or Gypsum over Metal Stud Wall Types

3	362	Clean Linen	N05A	03-N05A-08	Tamper Resistant Pin Reject Hexalobular Interl Drive System Torx Screw, Counter Sunk in Face of Sign. Sign must be Reinforced with Interior Grade Silicone	362	Left Justified	Helvetica Regular	774 Willow	All Upper Case	3/4" Height Subsurface ADA Raised Copy with Braille	CMU Block, Gypsum Laminated over CMU Block, or Gypsum over Metal Stud Wall Types
3	362	Clean Linen	N05A	03-N05A-08	Tamper Resistant Pin Reject Hexalobular Interl Drive System Torx Screw, Counter Sunk in Face of Sign. Sign must be Reinforced with Interior Grade Silicone	Clean Linen	Center Justified	Helvetica Regular	Black Laser Print Copy	Upper/Lower Case	5/8" Height Laser Print	CMU Block, Gypsum Laminated over CMU Block, or Gypsum over Metal Stud Wall Types
3	363	Comfort Room	N05A	03-N05A-09	Tamper Resistant Pin Reject Hexalobular Interl Drive System Torx Screw, Counter Sunk in Face of Sign. Sign must be Reinforced with Interior Grade Silicone	363	Left Justified	Helvetica Regular	774 Willow	All Upper Case	3/4" Height Subsurface ADA Raised Copy with Braille	CMU Block, Gypsum Laminated over CMU Block, or Gypsum over Metal Stud Wall Types
3	363	Comfort Room	N05A	03-N05A-09	Tamper Resistant Pin Reject Hexalobular Interl Drive System Torx Screw, Counter Sunk in Face of Sign. Sign must be Reinforced with Interior Grade Silicone	Comfort Room	Center Justified	Helvetica Regular	Black Laser Print Copy	Upper/Lower Case	5/8" Height Laser Print	CMU Block, Gypsum Laminated over CMU Block, or Gypsum over Metal Stud Wall Types
3	364	SOILED LINEN	N02A	03-N02A-06	Interior Grade VHB Tape Reinforced with Silicone for Mounting on Door. Sign should be manufacture red with screw holes in the event it needs to be relocated.	364	Left Justified	Helvetica Regular	774 Willow	All Upper Case	3/4" Height Subsurface ADA Raised Copy with Braille	Mounting on Door.
3	364	SOILED LINEN	N02A	03-N02A-06	Interior Grade VHB Tape Reinforced with Silicone for Mounting on Door. Sign should be produced with screw holes in the event it needs to be relocated.	SOILED LINEN	Center Justified	Helvetica Regular	705 Medium Gray	All Upper Case	5/8" Height Subsurface ADA Raised Copy with Braille	Mounting on Door.
3	365	LAUNDRY ROOM	N02A	03-N02A-07	Tamper Resistant Pin Reject Hexalobular Interl Drive System Torx Screw, Counter Sunk in Face of Sign. Sign must be Reinforced with Interior Grade Silicone	365	Left Justified	Helvetica Regular	774 Willow	All Upper Case	3/4" Height Subsurface ADA Raised Copy with Braille	CMU Block, Gypsum Laminated over CMU Block, or Gypsum over Metal Stud Wall Types
3	365	LAUNDRY ROOM	N02A	03-N02A-07	Tamper Resistant Pin Reject Hexalobular Interl Drive System Torx Screw, Counter Sunk in Face of Sign. Sign must be Reinforced with Interior Grade Silicone	LAUNDRY ROOM	Center Justified	Helvetica Regular	705 Medium Gray	All Upper Case	5/8" Height Subsurface ADA Raised Copy with Braille	CMU Block, Gypsum Laminated over CMU Block, or Gypsum over Metal Stud Wall Types
3	366	Storage Room	N04A	03-N04A-11	Interior Grade VHB Tape Reinforced with Silicone for Mounting on Door. Sign should be produced with screw holes in the event it needs to be relocated.	366	Left Justified	Helvetica Regular	774 Willow	All Upper Case	3/4" Height Subsurface ADA Raised Copy with Braille	Mounting on Door.
3	366	Storage Room	N04A	03-N04A-11	Interior Grade VHB Tape Reinforced with Silicone for Mounting on Door. Sign should be produced with screw holes in the event it needs to be relocated.	Storage Room	Center Justified	Helvetica Regular	Black Laser Print Copy	Upper/Lower Case	5/8" Height Laser Print	Mounting on Door.
3	366	Storage Room	N04A	03-N04A-11	Interior Grade VHB Tape Reinforced with Silicone for Mounting on Door. Sign should be produced with screw holes in the event it needs to be relocated.	N/A	N/A	N/A	N/A	N/A	N/A	2" x 9" Blank Insert- Customer to Provide Printing; Mounting on Door.
3	367	RESTROOM	N03A	03-N03A-01	Tamper Resistant Pin Reject Hexalobular Interl Drive System Torx Screw, Counter Sunk in Face of Sign. Sign must be Reinforced with Interior Grade Silicone	367	Left Justified	Helvetica Regular	774 Willow	All Upper Case	3/4" Height Subsurface ADA Raised Copy with Braille	CMU Block, Gypsum Laminated over CMU Block, or Gypsum over Metal Stud Wall Types
3	367	RESTROOM	N03A	03-N03A-01	Tamper Resistant Pin Reject Hexalobular Interl Drive System Torx Screw, Counter Sunk in Face of Sign. Sign must be Reinforced with Interior Grade Silicone	Unisex & Accessible Pictograms	Center Justified	N/A	705 Medium Gray	N/A	Subsurface ADA Raised Graphic	Pictogram Size Appropriate for 6"H Section of Sign; CMU Block, Gypsum Laminated over CMU Block, or Gypsum over Metal Stud Wall Types
3	367	RESTROOM	N03A	03-N03A-01	Tamper Resistant Pin Reject Hexalobular Interl Drive System Torx Screw, Counter Sunk in Face of Sign. Sign must be Reinforced with Interior Grade Silicone	RESTROOM	Center Justified	Helvetica Regular	774 Willow	All Upper Case	5/8" Height Subsurface ADA Raised Copy with Braille	CMU Block, Gypsum Laminated over CMU Block, or Gypsum over Metal Stud Wall Types

