



Debt and Investment Management System  
Informational Session  
June 27, 2019, 9:00am-11:00am



## **Presenters:**

- **Kimberly Ellis, Deputy CFO - Process Overview**
  - **Antoinette Tomlin, Sr. Financial Analyst – Sample Amortization**
  - **Sharon Pieronek, Financial Analyst – Public Finance Database Overview**
- 

# Who is DASNY?



## DASNY is New York State's Developer & Financier

We are among the nation's largest issuers of low-cost, tax-exempt bonds and one of its biggest public builders. We finance and construct facilities for:

- **Colleges and Universities**
- **Health Care Providers** (hospitals, nursing homes, and mental health facilities)
- **Government** (NYS, NYC, Municipal Courts)
- **Not-for-Profit** (Public purpose organizations such as libraries)

## Who is DASNY?



### **DASNY Ranked No. 1 Bond Issuer in the Nation**

In 2018, DASNY issued \$9.15 billion in debt, moving us from the no. 2 spot to the coveted no. 1 ranking for the year. As of our fiscal year ending 3/31/19 we had total outstanding debt of approximately \$55 billion. The debt portfolio consists of over 2,000 separate debt service schedules, each representing bonds issued on behalf of our clients.

### **Investment Portfolio:**

The proceeds from our debt issuance activity makes up the majority of our investment portfolio, in which we invest funds on behalf of our clients and use them to pay for construction expenditures or grant programs financed by the issuance. As of 3/31/19, the investment portfolio was valued at approximately \$5.2B. The portfolio consists of over 7,000 separate accounts, each representing individual accounts held with our bond trustees or custodian bank.

# Debt – Investment Mgt Info. Session

## Overview

### Client Inquiry

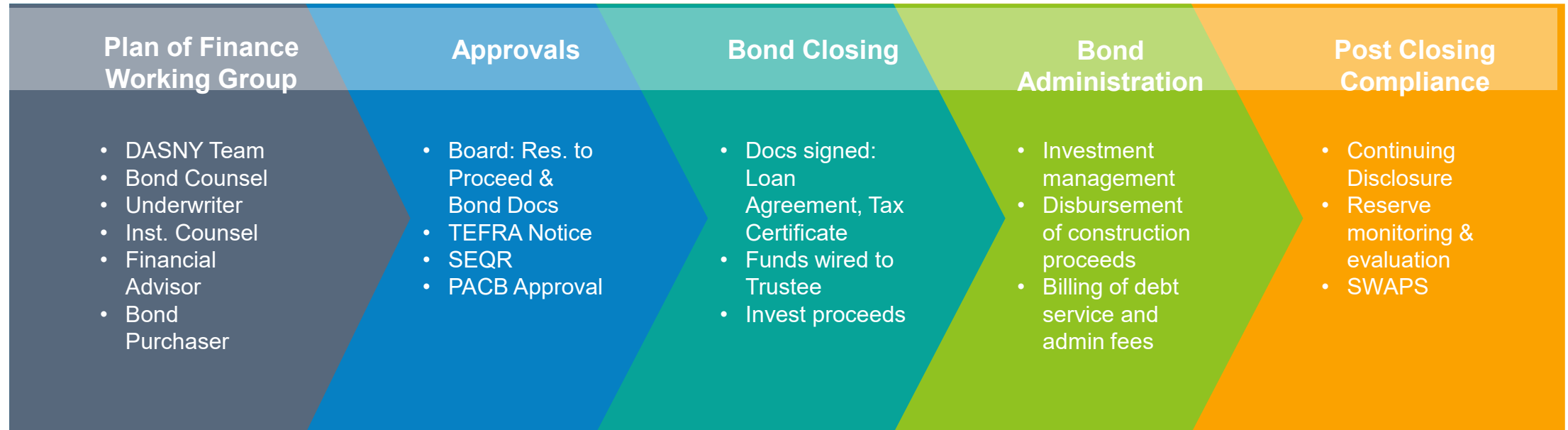
Initial call with Client to discuss their needs.

### Bond Sale (Pricing)

Underwriters sell bonds in the market, BPA is signed, and DASNY staff compare sale price against the market.

### Post Closing Administration

Ongoing efforts to maintain accurate records of bond activity and ensure clients are meeting their obligations.





# Debt – Investment Mgt Info. Session

## Work Product – Update Records

### Client Inquiry

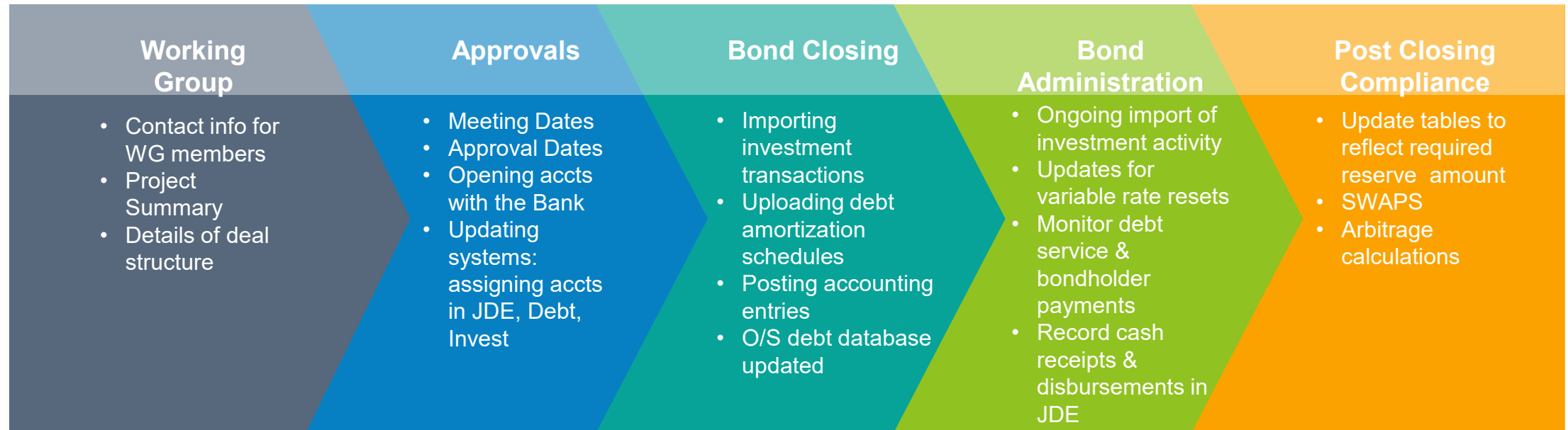
- Initial meeting date
- Deal type

### Bond Sale (Pricing)

- Sale Date
- Pricing details, order allotments
- Finalizing CF investment portfolio

### Post Closing Administration

Ongoing efforts to maintain accurate records of bond activity and ensure clients are meeting their obligations.



# Debt – Investment Mgt Info. Session

## Work Product – Documents & Reporting

### Client Inquiry

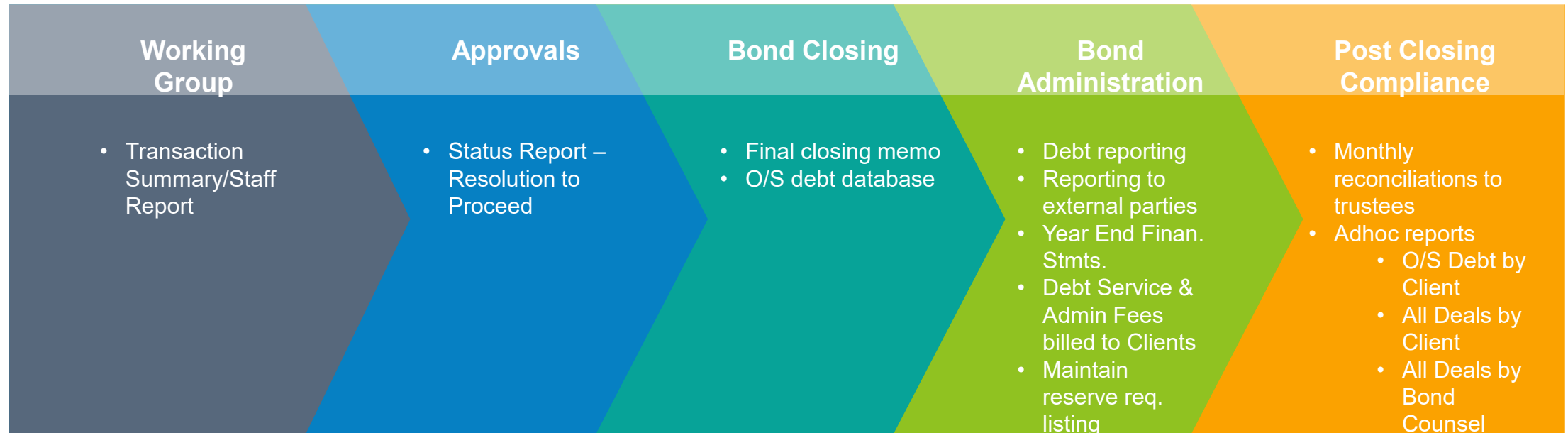
- Status Report – Active Inquiries

### Bond Sale (Pricing)

- Bond Sale Summary
- Bond Issues Sold
- Master List of Transactions
- Price comparison to the market on competitive deals

### Post Closing Administration

- Required reporting to various entities.
- Ensure we are maintaining accurate records and that Clients are meeting their responsibilities.



# Debt – Investment Mgt. Info. Session

## System Functionality

### Pre-Issuance


- Set-up & maintain bond issuance project team contact info.
- Record and track TELP leases
- Enter and track bond financing requests from clients
- Enter and track bond issue & series records with related party information tracked with the record. (counsel, underwriter, trustee)

### User Interface & Workflow

- Prepopulate fields
- Tracking Status – w/calendar feature
- Automatic alerts & reminders
- Duplicate records
- Add & define new fields
- Allow users to configure dashboards
- Workflows to automate processes

### Security

- Multi-factor authentication
- Maintain detailed activity logs
- Upload & download of data using encrypted secure connection
- Key users ability to maintain & track user access, password maintenance, & user capabilities



### General, Integration, Migration

- Track data by client type as defined by DASNY
- Group data based on key identifiers
- Interface with 3<sup>rd</sup> party applications
- Migrate records, documents & metadata using a common format

### Reporting

- Standard reporting with all modules
- Adhoc reporting with industry standard report writer
- Regulatory reporting (GASB 40 & 72)
- Query & sort data
- Maintain historical pricing for reporting purposes



# Debt – Investment Mgt. Info. Session

## System Functionality – Sample Reserve Evaluation

Dormitory Authority - State of New York

PROJECT DETAIL LIMIT REPORT  
AS OF 03/30/18

PAGE: 4  
RUN: 05/02/18 09:50:10

LINE	CUSIP	DESCRIPTION	S&P	MATURITY	RATE	PRICE	PAR/SHARES	MARKET	COST	ACCRUED INTEREST	PROJECT LIMIT
		PROJECT: 292613					LIMIT=	9,844,398			
		LP/M-INT									
		1/2 P&I									
		GOV'T, EXEMPTS									
303832	912828S6	U.S. TREASURY NOTES		07/31/18	.750	99.645	9,883,000P	9,847,915	9,835,515	12,081	9,859,996
305653	912828VQ	U.S. TREASURY NOTES		07/31/18	1.375	99.856	37,000P	36,947	36,961	83	37,030
							9,920,000P	9,884,862	9,872,476	12,164	9,897,026
							S				

\* PRICE NOT FOUND IN PRICING DATABASES  
MARKET TO EQUAL COST

# Debt – Investment Mgt. Info. Session

## System Functionality – Amortization Schedule

Dormitory Authority - State of New York

PAGE 1

AMORTIZATION SCHEDULE  
 PROJECT - 607472 10893 CORNELL UNIVERSITY 2019A  
 AS OF APR 25, 2019

PERIOD ENDING	RATE	PRINCIPAL	INTEREST	TOTAL AMOUNT DUE	3 MO INTEREST	BOND YEAR
JAN 1, 2020		.00	3,661,675.83	3,661,675.83		
JULY 1, 2020	3.00000	8,540,000.00	2,679,275.00	11,219,275.00	1,339,637.50	14,880,950.83
JAN 1, 2021		.00	2,551,175.00	2,551,175.00		
JULY 1, 2021	4.00000	9,775,000.00	2,551,175.00	12,326,175.00	1,275,587.50	14,877,350.00
JAN 1, 2022		.00	2,355,675.00	2,355,675.00		
JULY 1, 2022	4.00000	10,165,000.00	2,355,675.00	12,520,675.00	1,177,837.50	14,876,350.00
JAN 1, 2023		.00	2,152,375.00	2,152,375.00		
JULY 1, 2023	5.00000	10,575,000.00	2,152,375.00	12,727,375.00	1,076,187.50	14,879,750.00
JAN 1, 2024		.00	1,888,000.00	1,888,000.00		
JULY 1, 2024	5.00000	11,100,000.00	1,888,000.00	12,988,000.00	944,000.00	14,876,000.00
JAN 1, 2025		.00	1,610,500.00	1,610,500.00		
JULY 1, 2025	5.00000	11,660,000.00	1,610,500.00	13,270,500.00	805,250.00	14,881,000.00
JAN 1, 2026		.00	1,319,000.00	1,319,000.00		
JULY 1, 2026	5.00000	12,240,000.00	1,319,000.00	13,559,000.00	659,500.00	14,878,000.00
JAN 1, 2027		.00	1,013,000.00	1,013,000.00		
JULY 1, 2027	5.00000	12,855,000.00	1,013,000.00	13,868,000.00	506,500.00	14,881,000.00
JAN 1, 2028		.00	691,625.00	691,625.00		
JULY 1, 2028	5.00000	13,495,000.00	691,625.00	14,186,625.00	345,812.50	14,878,250.00
JAN 1, 2029		.00	354,250.00	354,250.00		
JULY 1, 2029	5.00000	14,170,000.00	354,250.00	14,524,250.00	177,125.00	14,878,500.00
<b>TOTAL</b>		<b>114,575,000.00</b>	<b>34,212,150.83</b>	<b>148,787,150.83</b>	<b>8,307,437.50</b>	<b>148,787,150.83</b>

# **PUBLIC FINANCE DATABASE DEMO**



# Reminder:

- **Please submit all written questions by 5:00pm, Friday July 12, 2019 to:**  
**Nicole White, RFP Coordinator**  
**[RFPCoordinator@dasny.org](mailto:RFPCoordinator@dasny.org)**





# THANK YOU

---



[DASNY.ORG](http://DASNY.ORG)

CUNY | MEDGAR EVERS COLLEGE  
CHARLES EVANS INNIS MEMORIAL LIBRARY  
\$20 MILLION