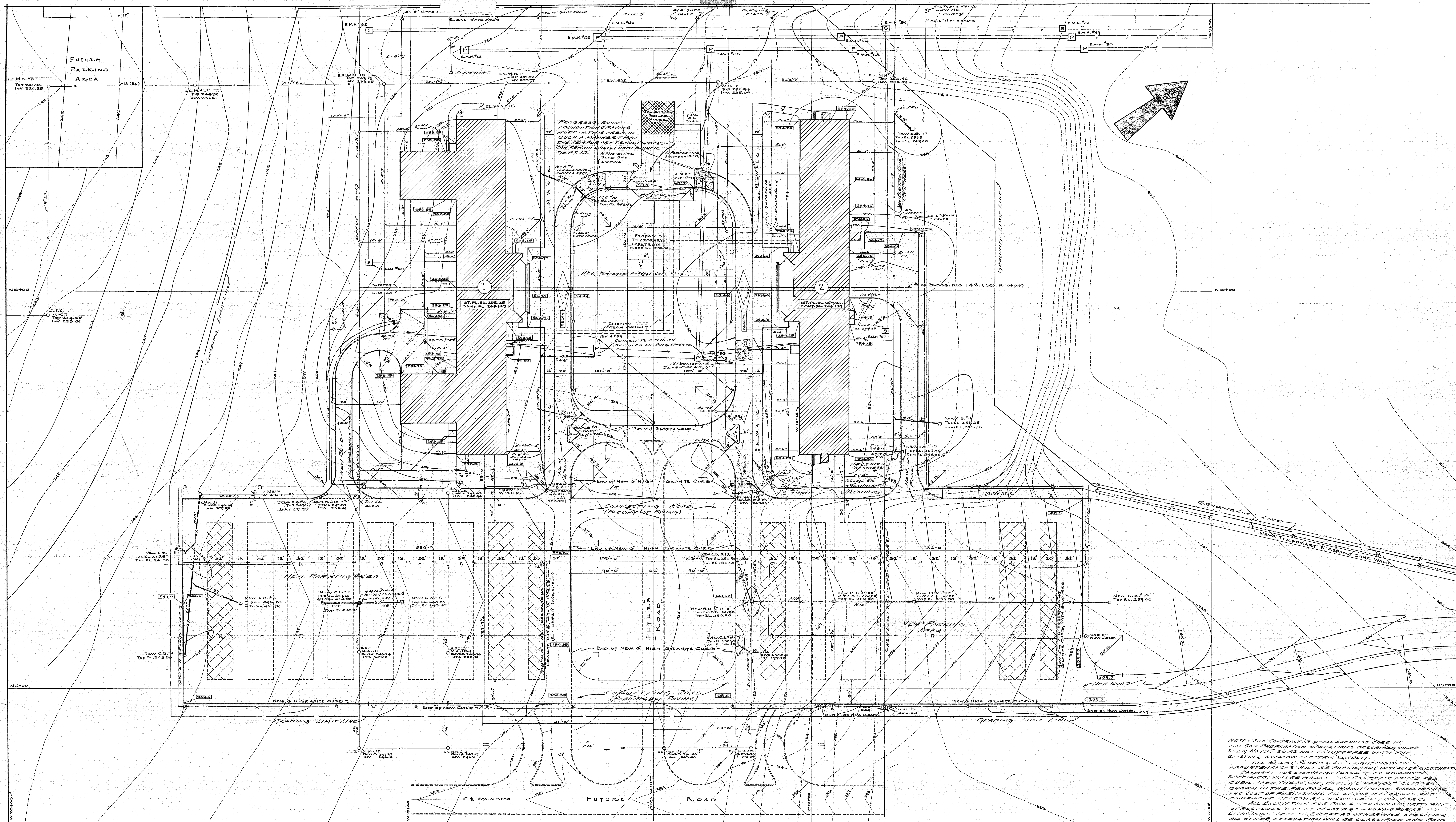


| | | |
|-----------------------------------|---|-------------------------------------|
| STATE OFFICE BUILDING | | |
| CAMPUS SITE | | ALBANY, NEW YORK |
| DRAWN BY <i>ZRM</i> | GENERAL ENGINEERING | PROJECT NO. 16687 |
| CHECKED BY <i>W.L.</i> | SERVICE CONNECTIONS SEWER & WATER LINES FOR BLDG'S 4, 5, 7 & 22 | SPECIFICATION NO. 16687GE |
| TRACED BY <i>ZRM</i> | PLOT PLAN | DATE <i>JUNE 9, 1962</i> |
| TRACING CHECKED BY <i>W.L.</i> | | SCALE 1" = 40'-0" |
| FIELD CHECK BY | STATE OF NEW YORK DEPARTMENT OF PUBLIC WORKS DIVISION OF ARCHITECTURE CARL W. LARSON STATE ARCHITECT | DRAWING NO. 62/5123 |
| APPROVED BY <i>Job cut</i> | APPROVED BY | DATE |



NOTE: THE CONTRACTOR SHALL EXERCISE CARE IN THE SOIL REMEDIATION OPERATIONS DESCRIBED UNDER ITEM NO. 100 AS NOTED IN PARAGRAPHS WITH THE EXISTING SHALLOW ELECTRIC CONDUIT. ALL GRADE REMOVALS, LIGHTING FIXTURES, APPURTENANCES WILL BE FURNISHED OR INSTALLED BY OTHERS. PAYMENT FOR REMEDIATION SHALL BE AS SPECIFIED IN THE CONTRACT. THE CONTRACTOR SHALL BE RESPONSIBLE FOR THE COST OF THE CURB AND THRESHOLDS FOR THE VARIOUS CLASSES SHOWN IN THE PROPOSAL, WHICH PRICE SHALL INCLUDE THE COST OF REMEDIATION, ALL LABOR AND SUPPLIES AND EQUIPMENT NECESSARY TO COMPLETE THE WORK. ALL EXISTING UTILITIES SHALL BE MAINTAINED AND PROTECTED. STRUCTURES SHALL BE CLASSIFIED AND PAID FOR AS EXISTING UNLESS SPECIFIED AS OTHERWISE. SPECIFIED ALL OTHERS EXISTENTIAL WILL BE CLASSIFIED AND PAID FOR AS EXISTING UNLESS SPECIFIED AS OTHERWISE.

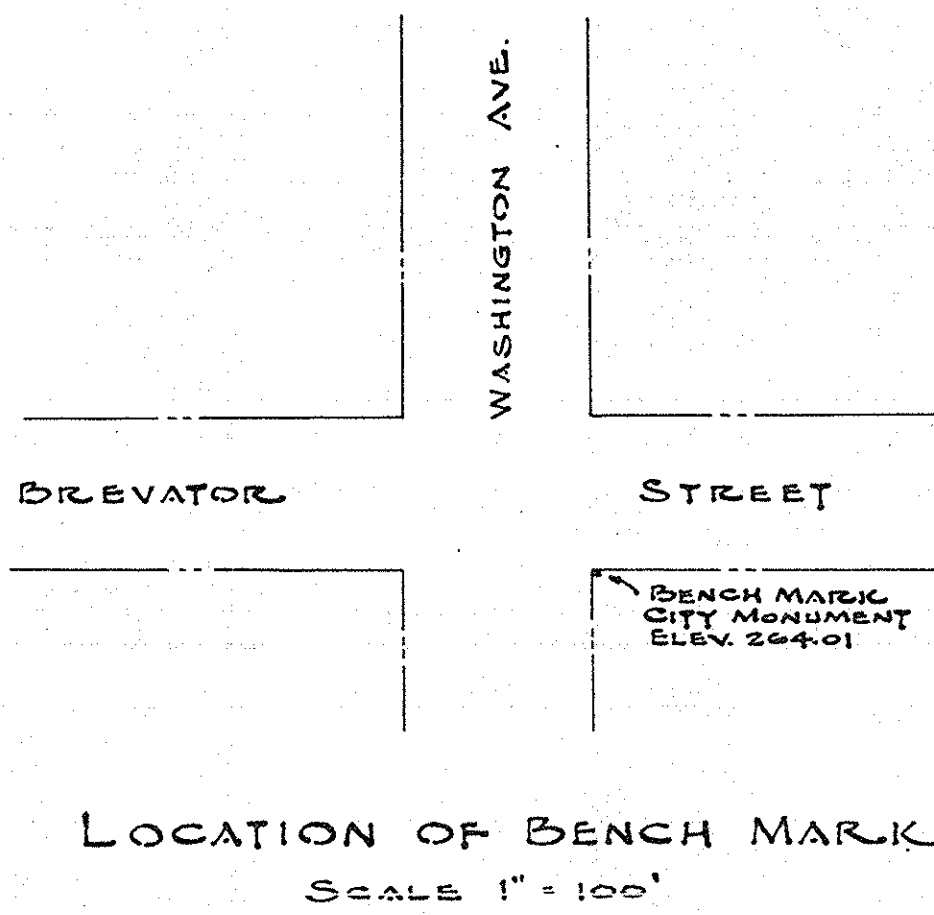
NOTE: WHERE REQUIRED, THE ELEVATION OF EXISTING MANHOLES (INCLUDING ELECTRIC MANHOLES) AND VALVE BOXES SHALL BE CHANGED TO MEET FINISHED GRADE AS DIRECTED BY THE ENGINEER UNDER ITEM NOS 31 AND 32 RESPECTIVELY.

NOTE: REMOVE AND REPLACE EXISTING TRAFFIC LIGHT AND POLE, SEE ITEM NO. 100.

STANDARD DETAIL SHEETS DRAWING NOS. 51/S-5001 AND 51/S-5002 ACCOMPANY THESE DRAWINGS.

| LEGEND | |
|----------|--|
| [Symbol] | EXISTING BUILDING |
| [Symbol] | NEW C.B. NONCIRCULAR BASIN |
| [Symbol] | NEW SANITARY SEWER |
| [Symbol] | NEW |
| [Symbol] | EXISTING |
| [Symbol] | RADIUS |
| [Symbol] | PLUGGED OUTLET |
| [Symbol] | MANHOLE |
| [Symbol] | GATE VALVE |
| [Symbol] | INVERT ELEVATION |
| [Symbol] | FUTURE CONTOUR |
| [Symbol] | NOT IN CONTRACT |
| [Symbol] | CAST IRON |
| [Symbol] | BUILDING UNDER CONSTRUCTION |
| [Symbol] | EXISTING CONTOUR |
| [Symbol] | FINISHED CONTOUR |
| [Symbol] | EXISTING WATER LINE |
| [Symbol] | " SANITARY SEWER |
| [Symbol] | " STORM |
| [Symbol] | " MANHOLE |
| [Symbol] | " HYDRANT |
| [Symbol] | " VALVE |
| [Symbol] | ELECTRIC M.H. |
| [Symbol] | FINISHED GRADE |
| [Symbol] | NEW PAVEMENT IN THIS CONTRACT |
| [Symbol] | EXISTING ELECTRIC OR TELEPHONE CONDUIT |
| [Symbol] | EXISTING STANDED LIGHTING STANDS |
| [Symbol] | INSULATING TRANSFORMER |

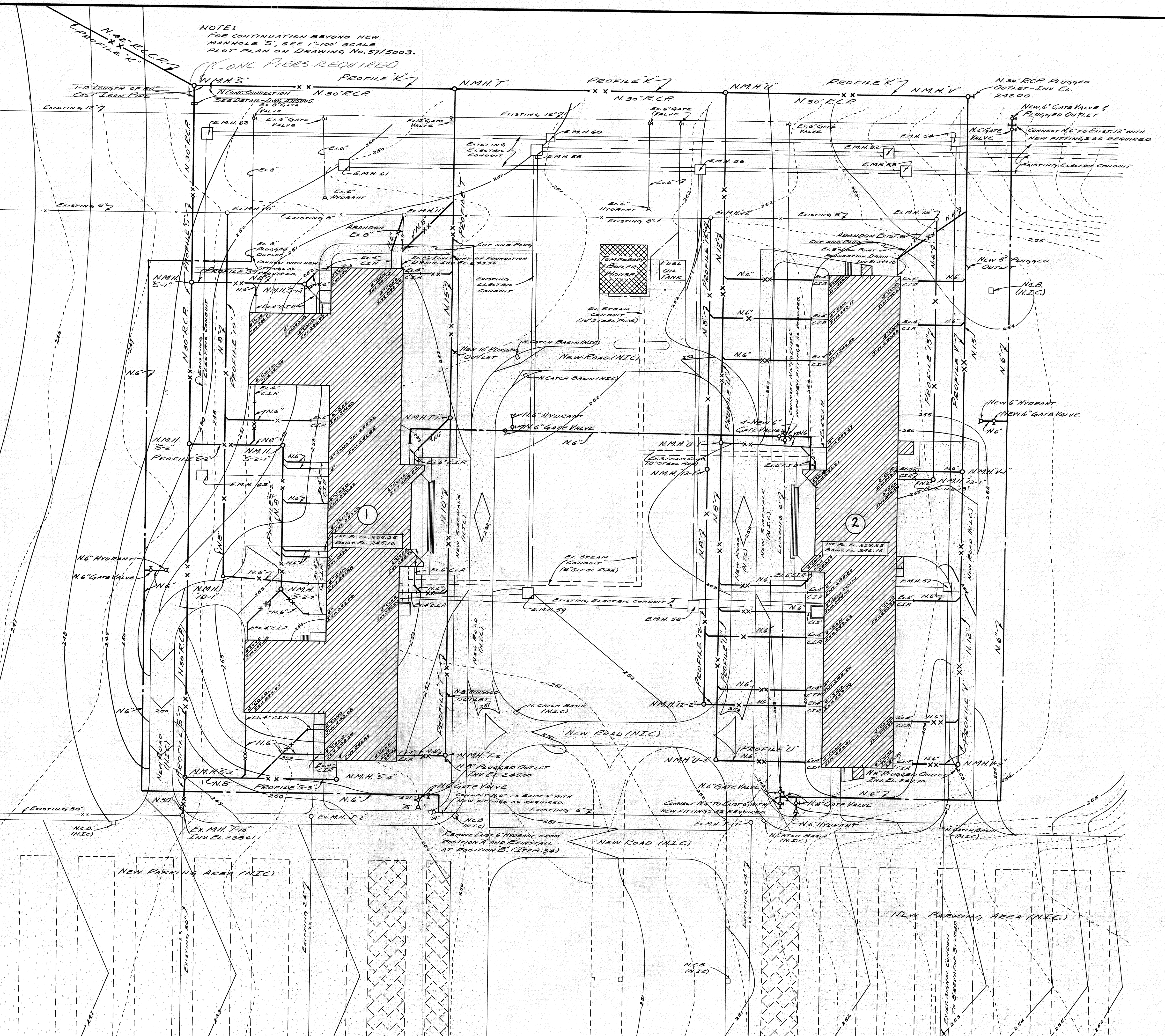
| STATE OFFICE BUILDING CAMPUS SITE ALBANY, NEW YORK | | |
|--|---|------------------------|
| DRAWN BY H.B.B. F.H. | GENERAL ENGINEERING | PROJECT NO. 1429 |
| TRACED BY S.E.L.H. | IMPROVEMENT OF GROUNDS BUILDINGS NOS. 1 & 2 | REVISION 1429 SE |
| CHECKED BY S.E.L.H. | PLOT AND GRADING PLAN | DATE APRIL 12, 1927 |
| FIELD CHECK BY S.E.L.H. | STATE OF NEW YORK DEPARTMENT OF PUBLIC WORKS DIVISION OF ARCHITECTURE | SCALE 1" = 40'-0" |
| APPROVED BY S.E.L.H. | CARL W. LARSON STATE ARCHITECT | DRAWING NO. 57-5004 |
| APPROVED S.G.W. to C.W.L. BY C.W.L. 10/18/26 | | |
| DATE: APRIL 18, 1927 | | |



SCANNED 2007

NOTE:
FOR CONTINUATION BEYOND NEW
MANHOLE 'S', SEE 1"=100' SCALE
PLOT PLAN ON DRAWING No. 57/5003.

LONG PIPES REQUIRED



PLOT PLAN
SCALE 1"=40'-0"


NOTE: ALL NEW CAST IRON WATER PIPE
SHALL BE CLASS 150.

| NEW YORK STATE OFFICE BUILDING SITE | | |
|---|---|--------------------------------|
| ALBANY | "CAMPUS SITE" | NEW YORK |
| DRAWN BY R.E.M. | GENERAL ENGINEERING | PROJECT NO. 14077 |
| CHECKED BY J.P.C. | CIVIL SERVICE & COMMERCE BLDG'S | SPECIFICATION NO. 14077G.E. |
| TRACED BY R.E.M. | BUILDINGS NO'S 1 & 2 | DATE JAN. 18, 1957 |
| TRACING CHECKED BY J.P.C. | SERVICE CONNECTIONS SEWER & WATER LINES | SCALE AS SHOWN |
| FIELD CHECK BY L.T.A. # 3526 J.T.C. - 1/30/57 | STATE OF NEW YORK DEPARTMENT OF PUBLIC WORKS DIVISION OF ARCHITECTURE | DRAWING NO. 57 / 5004 |
| APPROVED BY R.B.C.W.L. | CARL W. LARSON STATE ARCHITECT | |

APPROVED BY _____
DATE _____

GENERAL NOTES:
(THIS DRAWING ONLY)

A. DRAWINGS A-1 THROUGH 98-4312 DEPICT EXISTING BUILDING CONFIGURATION AND CONDITIONS. THE INTENT OF THIS CONTRACT IS TO DEMOLISH AND REMOVE FROM THE CAMPUS SITE ALL CONSTRUCTION MATERIALS AS INDICATED ON THE PLANS AND SPECIFICATIONS. THIS INCLUDES BUT IS NOT LIMITED TO: FOUNDATION WALLS TO 2' BELOW FINISH GRADE, EXTERIOR WALLS, INTERIOR CONCRETE FLOORS IN BASEMENT, FIRST, SECOND AND THIRD FLOORS. ALL ROOF AND FLOOR CONSTRUCTION, INTERIOR PARTITIONS, DOOR, MECHANICAL EQUIPMENT AND ASSOCIATED PIPING, PLUMBING FIXTURES AND ASSOCIATED PIPING, ELECTRICAL EQUIPMENT INCLUDING ELECTRICAL SWITCHGEAR AND PANELS, LIGHTING FIXTURES, CONDUIT, ELEVATOR EQUIPMENT, EXTERIOR STAIRS TO 2' BELOW FINISHED GRADE. THE CONTRACTOR IS RESPONSIBLE FOR VERIFYING THE EXISTING CONDITIONS AT THE SITE VIA SITE WALK THROUGH.



NY'S OFFICE OF GENERAL SERVICES

Serving New York

GEORGE E. PATAKI
Governor
DANTELL D. HOGAN
Commissioner
JAMES M. DAVIES, A.L.A.
Acting Deputy Commissioner, Design and Construction

CONSULTANT

WARNING:
THE ALTERATION OF THIS MATERIAL IN ANY WAY, UNLESS DONE UNDER THE DIRECTION OF A COMPARABLE PROFESSIONAL, I.E. ARCHITECT FOR AN ARCHITECT, ENGINEER FOR AN ENGINEER OR LANDSCAPE ARCHITECT FOR A LANDSCAPE ARCHITECT, IS A VIOLATION OF THE NEW YORK STATE EDUCATION LAW AND/OR REGULATIONS AND IS A CLASS 'A' MISDEMEANOR.

CONTRACT: **CONSTRUCTION**

TITLE: **DEMOLISH BUILDINGS 1 AND 1A**

LOCATION: **STATE OFFICE BUILDING CAMPUS ALBANY, NY 12226**

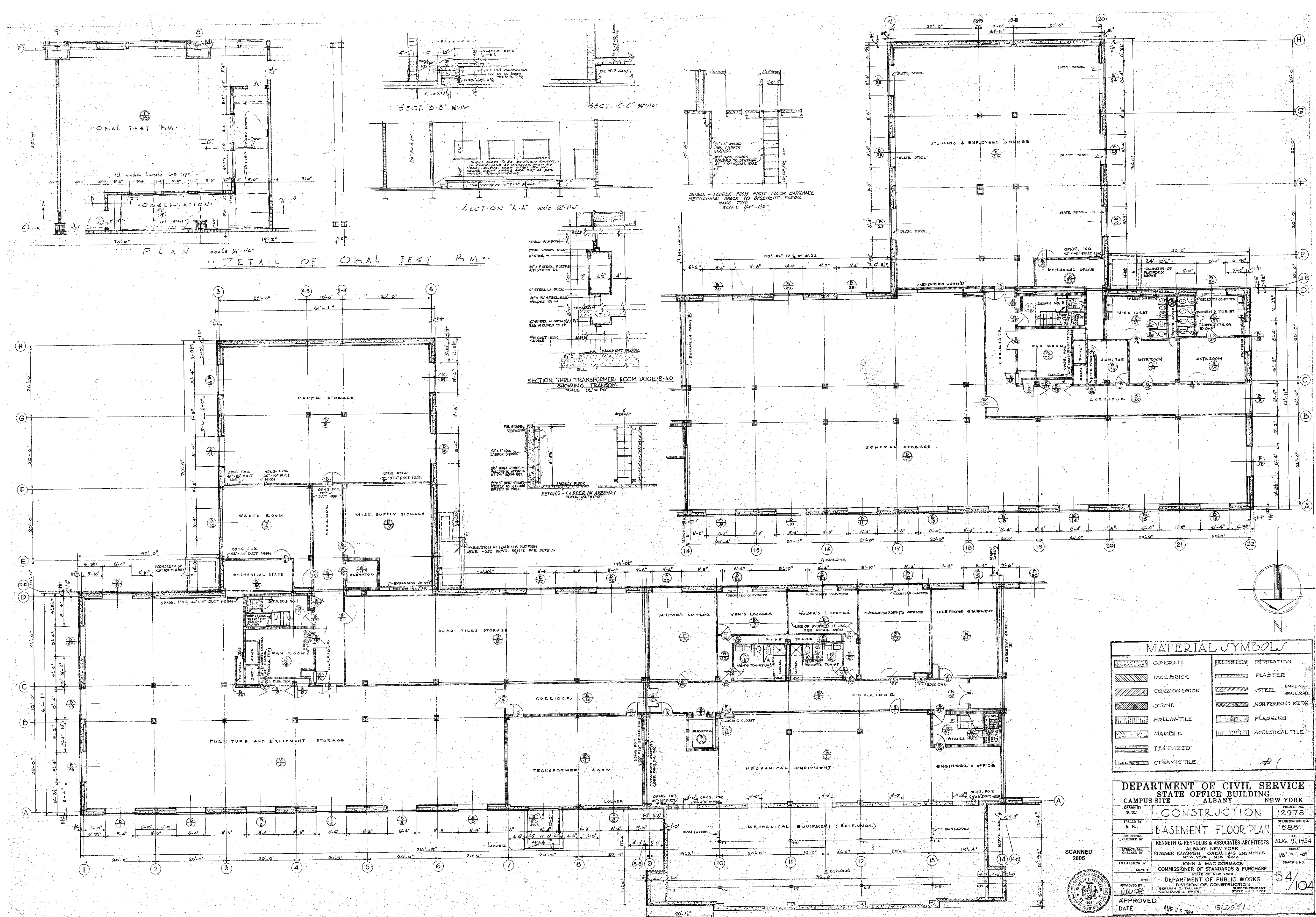
CLIENT: **EXECUTIVE DEPARTMENT OFFICE OF GENERAL SERVICES**

| MARK | DATE | DESCRIPTION |
|-------|-----------|--------------------|
| FINAL | 4/25/2006 | FINAL SUBMISSION |
| 100% | | 100% SUBMISSION |
| 80% | | 80% SUBMISSION |
| DD | | DESIGN DEVELOPMENT |
| SD | | SCHEMATIC DESIGN |
| | | BID DOCUMENT |

| | |
|-----------------|----------------|
| PROJECT NUMBER: | 43099-C |
| DESIGNED BY: | M. SINGLETON |
| DRAWN BY: | F.R. ONLEY |
| FIELD CHECK: | |
| APPROVED: | |
| SHEET TITLE: | |

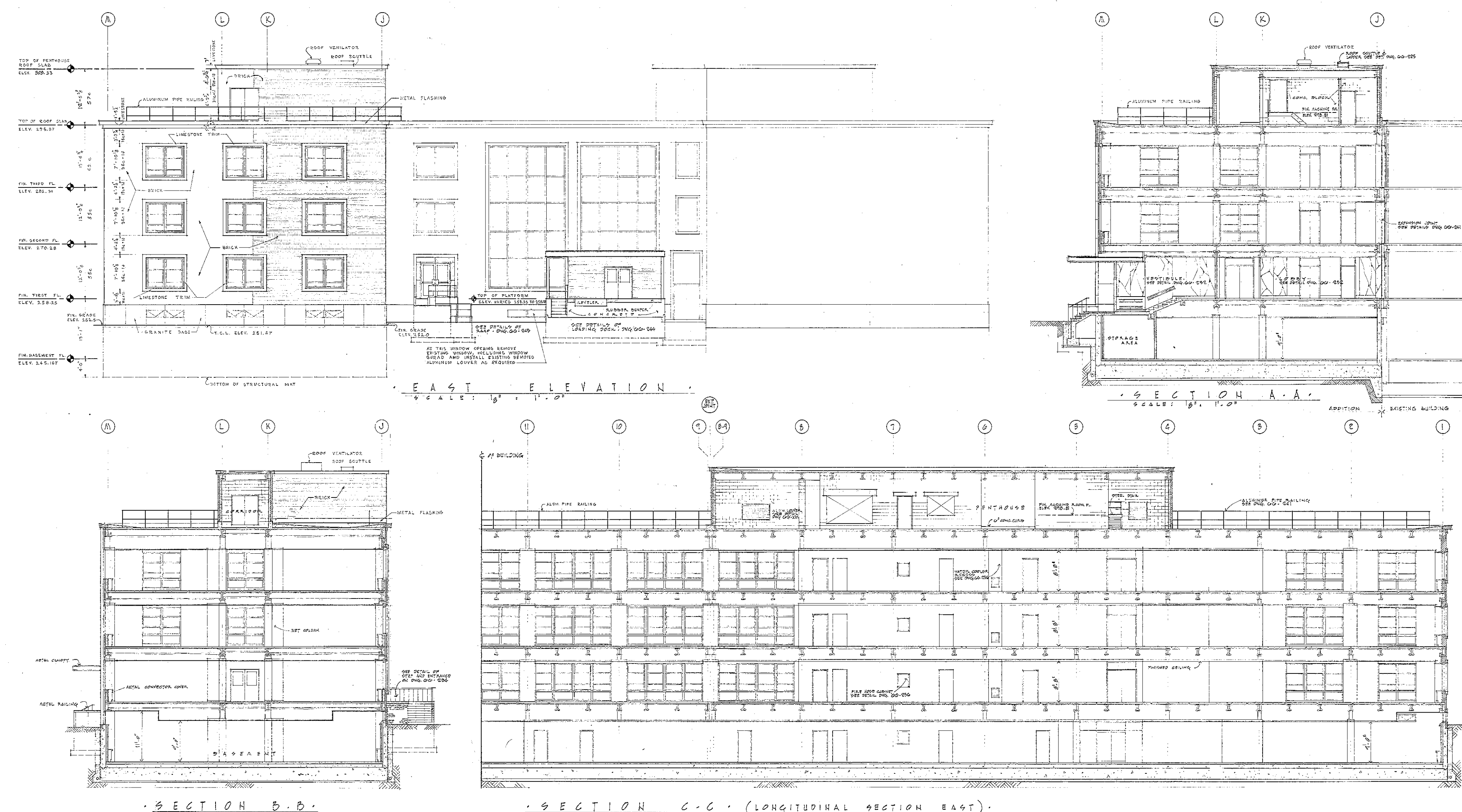
EXISTING CONDITION DRAWING

DRAWING NUMBER: **54104**



GENERAL NOTES:
(THIS DRAWING ONLY)

- A. DRAWINGS A-1 THROUGH 98-4312 DEPICT EXISTING BUILDING CONFIGURATION AND CONDITIONS. THE INTENT OF THIS CONTRACT IS TO DEMOLISH AND REMOVE FROM THE CAMPUS SITE ALL CONSTRUCTION MATERIALS AS INDICATED ON THE PLANS AND SPECIFICATIONS. THIS INCLUDES BUT IS NOT LIMITED TO: FOUNDATION WALLS TO 2' BELOW FINISH GRADE, EXTERIOR WALLS, INTERIOR CONCRETE FLOORS IN BASEMENT, FIRST, SECOND AND THIRD FLOORS. ALL ROOF AND FLOOR CONSTRUCTION, INTERIOR PARTITIONS, DOOR, MECHANICAL EQUIPMENT AND ASSOCIATED PIPING, PLUMBING FIXTURES AND ASSOCIATED PIPING, ELECTRICAL EQUIPMENT INCLUDING ELECTRICAL SWITCHGEAR AND PANELS, LIGHTING FIXTURES, CONDUIT, ELEVATOR EQUIPMENT, EXTERIOR STAIRS TO 2' BELOW FINISHED GRADE. THE CONTRACTOR IS RESPONSIBLE FOR VERIFYING THE EXISTING CONDITIONS AT THE SITE VIA SITE WALK THROUGH.



WEST ELEVATION EAST ELEVATION

SECTION A-A SECTION B-B

SECTION C-C

KEY PLAN

STATE OFFICE BUILDING CAMPUS ALBANY NEW YORK

PROJECT NO. 20079

CONSTRUCTION

ADDITION TO CIVIL SERVICE BUILDING BUILDING NO. 1

DATE OCT. 21, 1927

EAST ELEVATION, CROSS SECTION & LONGITUDINAL SECTION

STATE OF NEW YORK - EXECUTIVE DEPARTMENT OFFICE OF GENERAL SERVICES PUBLIC BUILDINGS DESIGN AND CONSTRUCTION

DESIGNED BY: C.L.R. SCHULNER DRAWING NO. 66

APPROVED BY: CHARLES S. KAWESKI STATE ARCHITECT 228

APPROVED BY OFFICE OF GENERAL SERVICES DATE SEPTEMBER 25, 1927 LETTER NO. 03077A

NY'S OFFICE OF GENERAL SERVICES

Serving New York

GEORGE E. PATAKI
Governor

DANIEL D. HOGAN
Commissioner

JAMES M. DAVIES, A.I.A.
Acting Deputy Commissioner, Design and Construction

CONSULTANT

WARNING:

THE ALTERATION OF THIS MATERIAL IN ANY WAY, UNLESS DONE UNDER THE DIRECTION OF A COMPARABLE PROFESSIONAL, I.E. ARCHITECT FOR AN ARCHITECT, ENGINEER FOR AN ENGINEER OR LANDSCAPE ARCHITECT FOR A LANDSCAPE ARCHITECT, IS A VIOLATION OF THE NEW YORK STATE EDUCATION LAW AND/OR REGULATIONS AND IS A CLASS 'A' MISDEMEANOR.

CONTRACT: **CONSTRUCTION**

TITLE: **DEMOLISH BUILDINGS 1 AND 1A**

LOCATION: **STATE OFFICE BUILDING CAMPUS ALBANY, NY 12226**

CLIENT: **EXECUTIVE DEPARTMENT OFFICE OF GENERAL SERVICES**

| MARK | DATE | DESCRIPTION |
|-------|-----------|--------------------|
| FINAL | 4/25/2006 | FINAL SUBMISSION |
| 100% | | 100% SUBMISSION |
| 80% | | 80% SUBMISSION |
| DD | | DESIGN DEVELOPMENT |
| SD | | SCHEMATIC DESIGN |
| | | BID DOCUMENT |

PROJECT NUMBER: **43099-C**

DESIGNED BY: **M. SINGLETON**

DRAWN BY: **F.R. ONLEY**

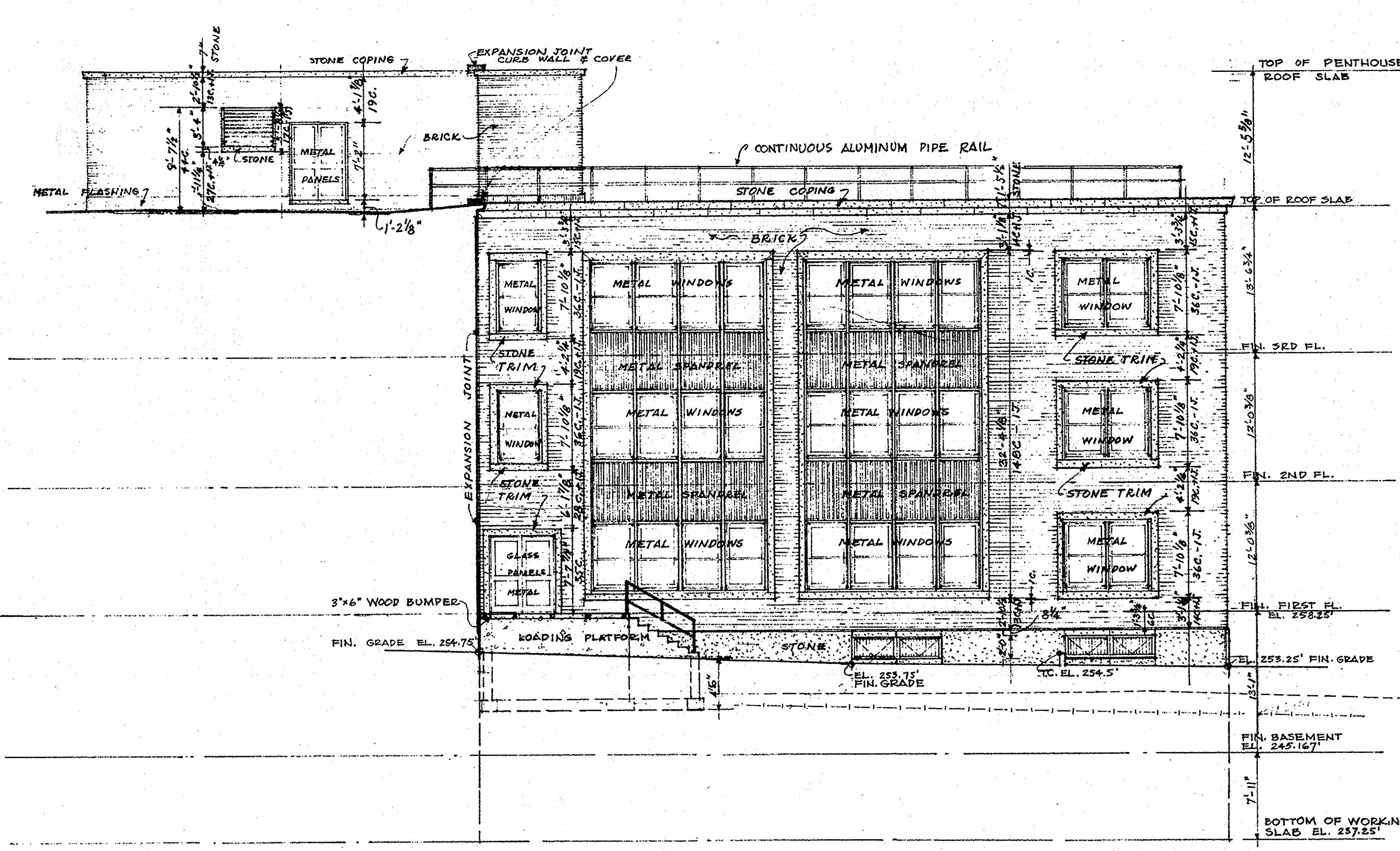
FIELD CHECK:

APPROVED:

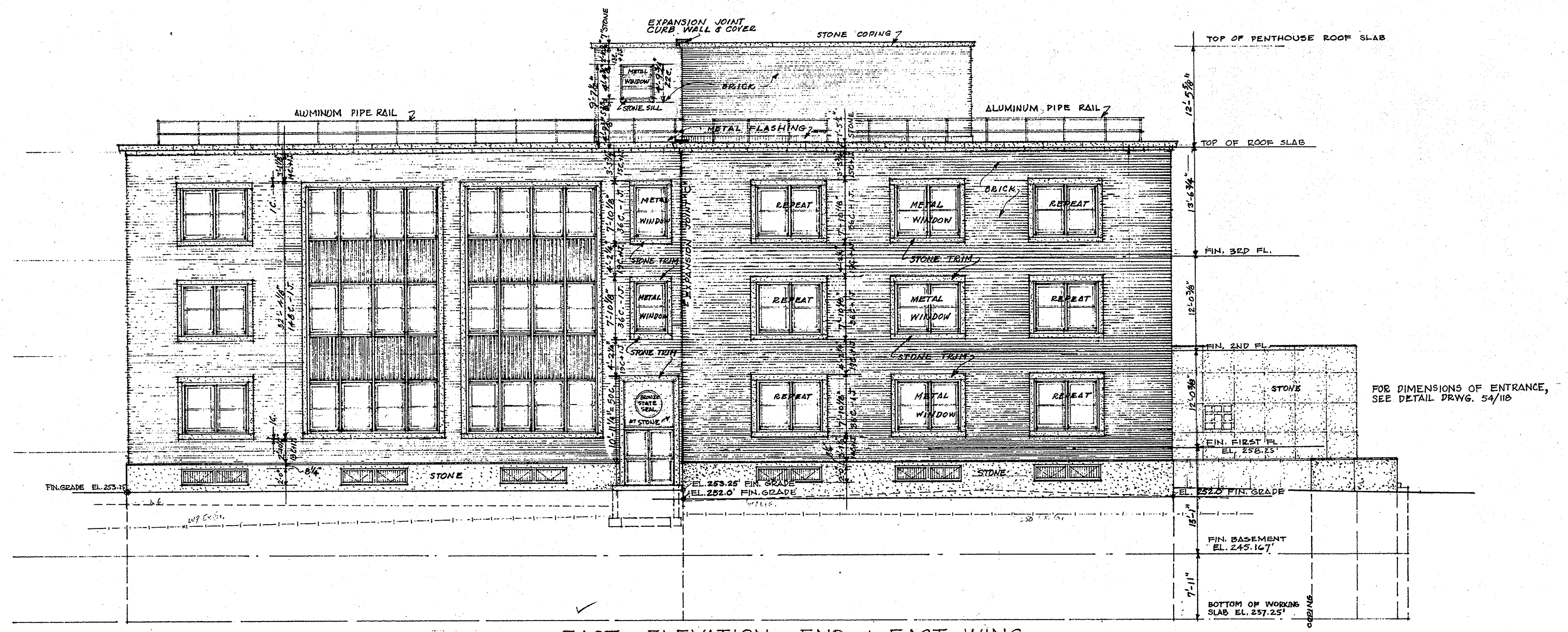
SHEET TITLE: **EXISTING CONDITION DRAWING**

DRAWING NUMBER: **66228**

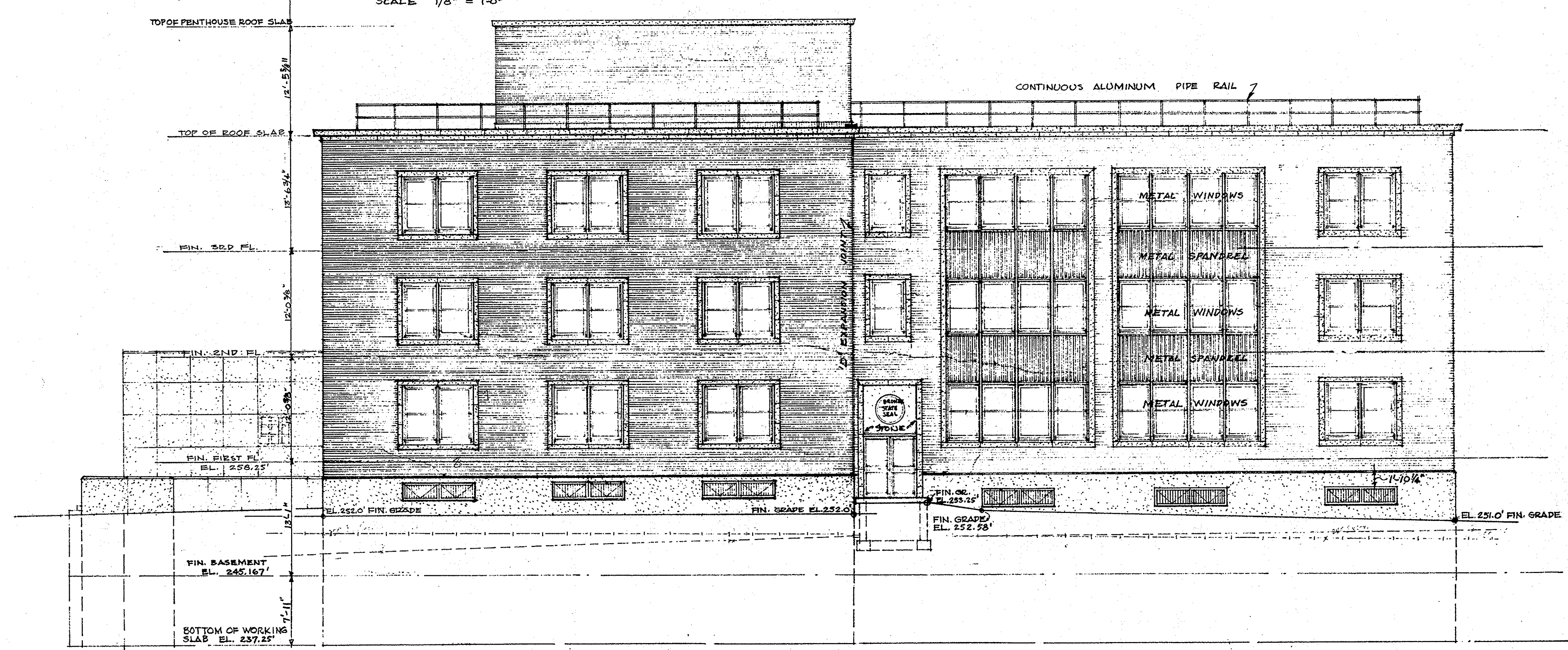
SHEET 58 of 240



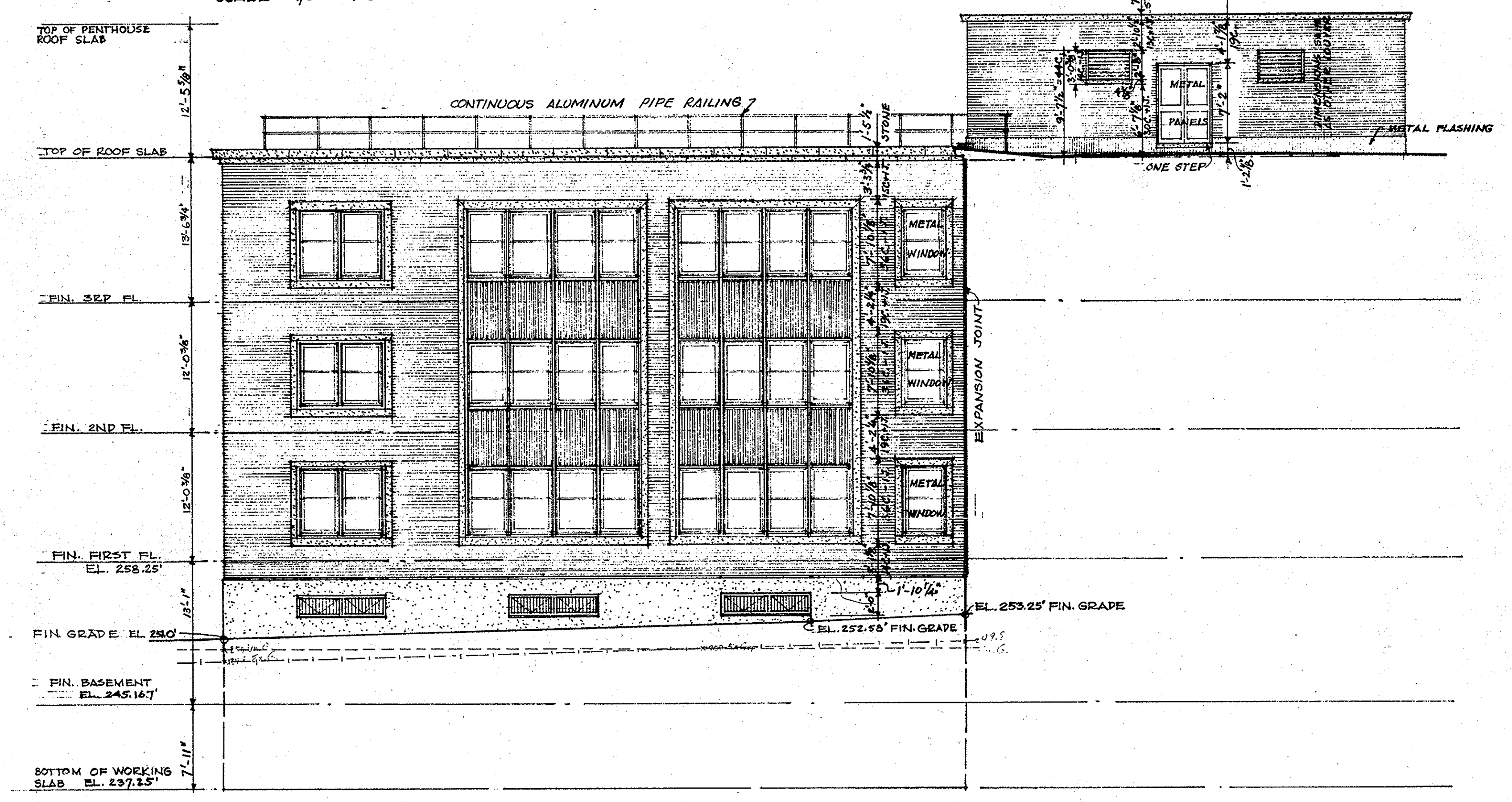
WEST ELEVATION - EAST WING
SCALE 1/8" = 1'-0"



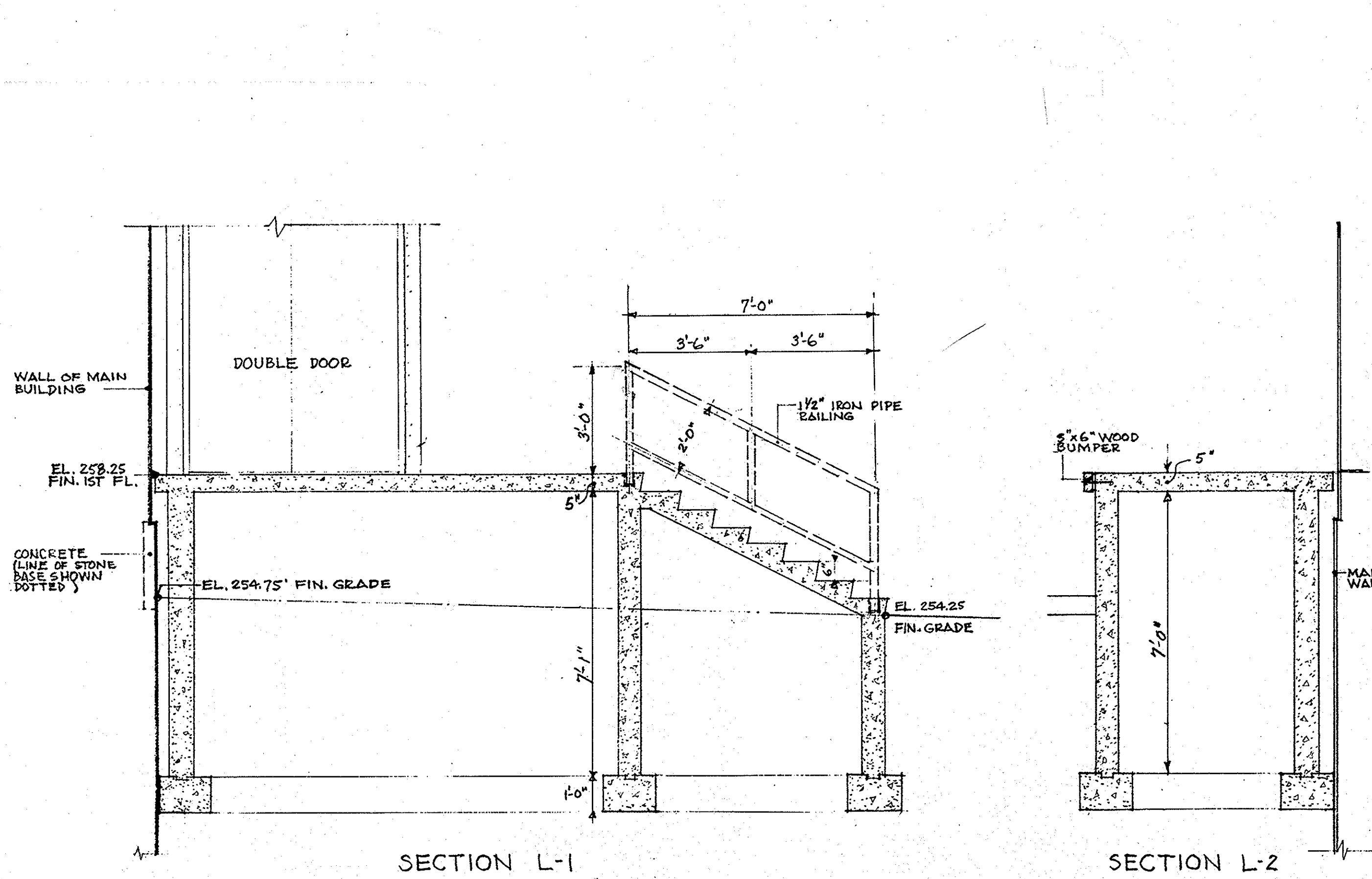
EAST ELEVATION - END & EAST WING
SCALE 1/8" = 1'-0"



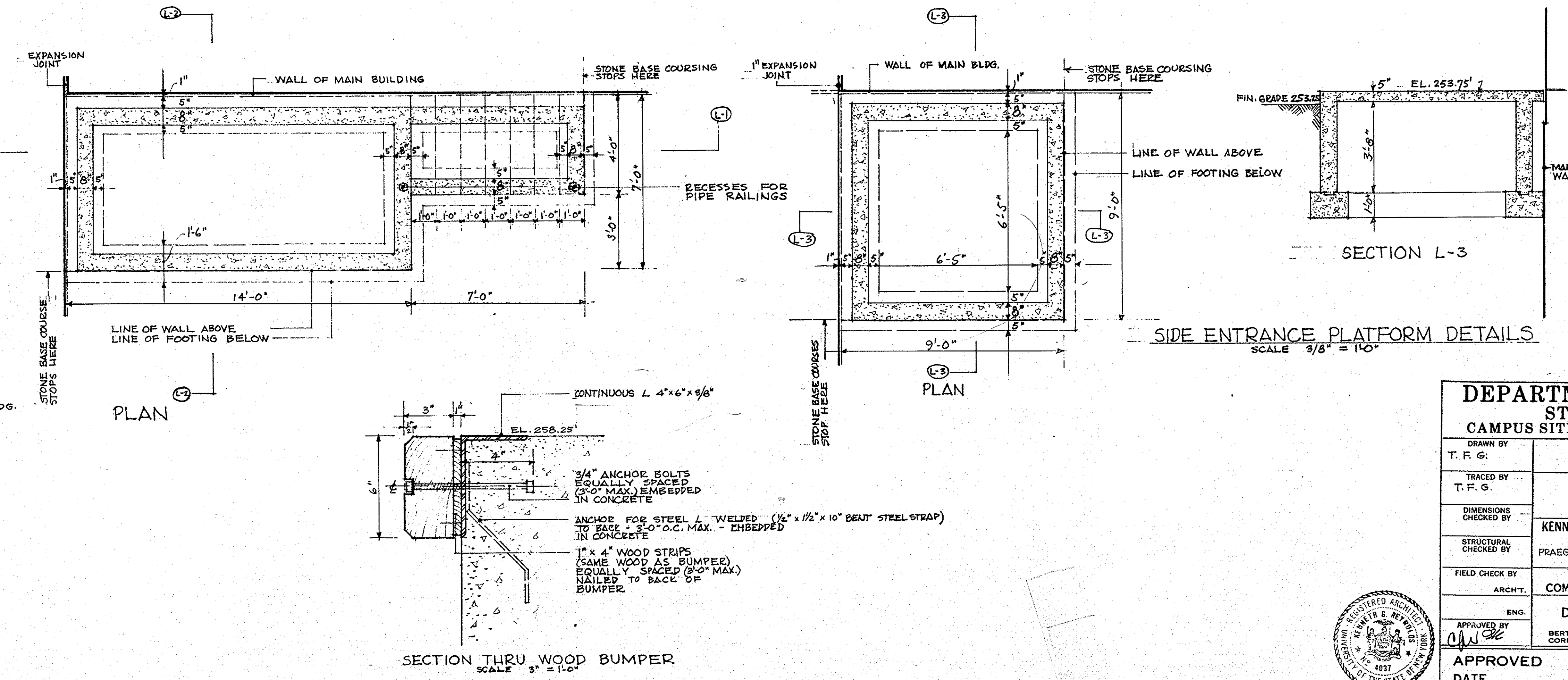
WEST ELEVATION - END & WEST WING
SCALE 1/8" = 1'-0"



EAST ELEVATION - WEST WING
SCALE 1/8" = 1'-0"




LOADING PLATFORM DETAILS
SCALE 3/8" = 1'-0" UNLESS NOTED



SIDE ENTRANCE PLATFORM DETAILS
SCALE 3/8" = 1'-0"


SCANNED 2005

| | | | |
|-----------------------------|---|--------------------------------------|--------------|
| DEPARTMENT OF CIVIL SERVICE | | NEW YORK | |
| STATE OFFICE BUILDING | | ALBANY | |
| CAMPUS SITE | | NEW YORK | |
| DESIGNED BY | CONSTRUCTION | PROJECT NO. | 12978 |
| TRACED BY | END & SIDE ELEVATIONS | SPECIFICATION NO. | 18881 |
| DIMENSIONS CHECKED BY | KENNETH G. REYNOLDS & ASSOCIATES ARCHITECTS | DATE | AUG. 9, 1954 |
| STRUCTURAL CHECKED BY | ALBANY, NEW YORK | SCALE | 1/8" = 1'-0" |
| FIELD CHECK BY | PRAEGER-KAWANAGHI CONSULTING ENGINEERS | DRAWING NO. | 54/112 |
| ARCHT. | JOHN A. MAC CORMACK | COMMISSIONER OF STANDARDS & PURCHASE | |
| ENG. | DEPARTMENT OF PUBLIC WORKS | DIVISION OF CONSTRUCTION | |
| APPROVED BY | BERTMAN D. TALLANT | SUPERINTENDENT | |
| DATE | CORNELIUS J. WHITE | STATE ARCHITECT | |



GENERAL NOTES:
(THIS DRAWING ONLY)

- A. DRAWINGS A-1 THROUGH 98-4312 DEPICT EXISTING BUILDING CONFIGURATION AND CONDITIONS. THE INTENT OF THIS CONTRACT IS TO DEMOLISH AND REMOVE FROM THE CAMPUS SITE ALL CONSTRUCTION MATERIALS AS INDICATED ON THE PLANS AND SPECIFICATIONS. THIS INCLUDES BUT IS NOT LIMITED TO: FOUNDATION WALLS TO 2' BELOW FINISH GRADE, EXTERIOR WALLS, INTERIOR CONCRETE FLOORS IN BASEMENT, FIRST, SECOND AND THIRD FLOORS. ALL ROOF AND FLOOR CONSTRUCTION, INTERIOR PARTITIONS, DOOR, MECHANICAL EQUIPMENT AND ASSOCIATED PIPING, PLUMBING FIXTURES AND ASSOCIATED PIPING, ELECTRICAL EQUIPMENT INCLUDING ELECTRICAL SWITCHGEAR AND PANELS, LIGHTING FIXTURES, CONDUIT, ELEVATOR EQUIPMENT, EXTERIOR STAIRS TO 2' BELOW FINISHED GRADE. THE CONTRACTOR IS RESPONSIBLE FOR VERIFYING THE EXISTING CONDITIONS AT THE SITE VIA SITE WALK THROUGH.



Serving New York

GEORGE E. PATAKI
Governor
DANIEL D. HOGAN
Commissioner
JAMES M. DAVIES, A.I.A.
Acting Deputy Commissioner, Design and Construction

CONSULTANT

WARNING:

THE ALTERATION OF THIS MATERIAL IN ANY WAY, UNLESS DONE UNDER THE DIRECTION OF A COMPARABLE PROFESSIONAL, I.E. ARCHITECT FOR AN ARCHITECT, ENGINEER FOR AN ENGINEER OR LANDSCAPE ARCHITECT FOR A LANDSCAPE ARCHITECT, IS A VIOLATION OF THE NEW YORK STATE EDUCATION LAW AND/OR REGULATIONS AND IS A CLASS 'A' MISDEMEANOR.

CONTRACT:

CONSTRUCTION

TITLE:

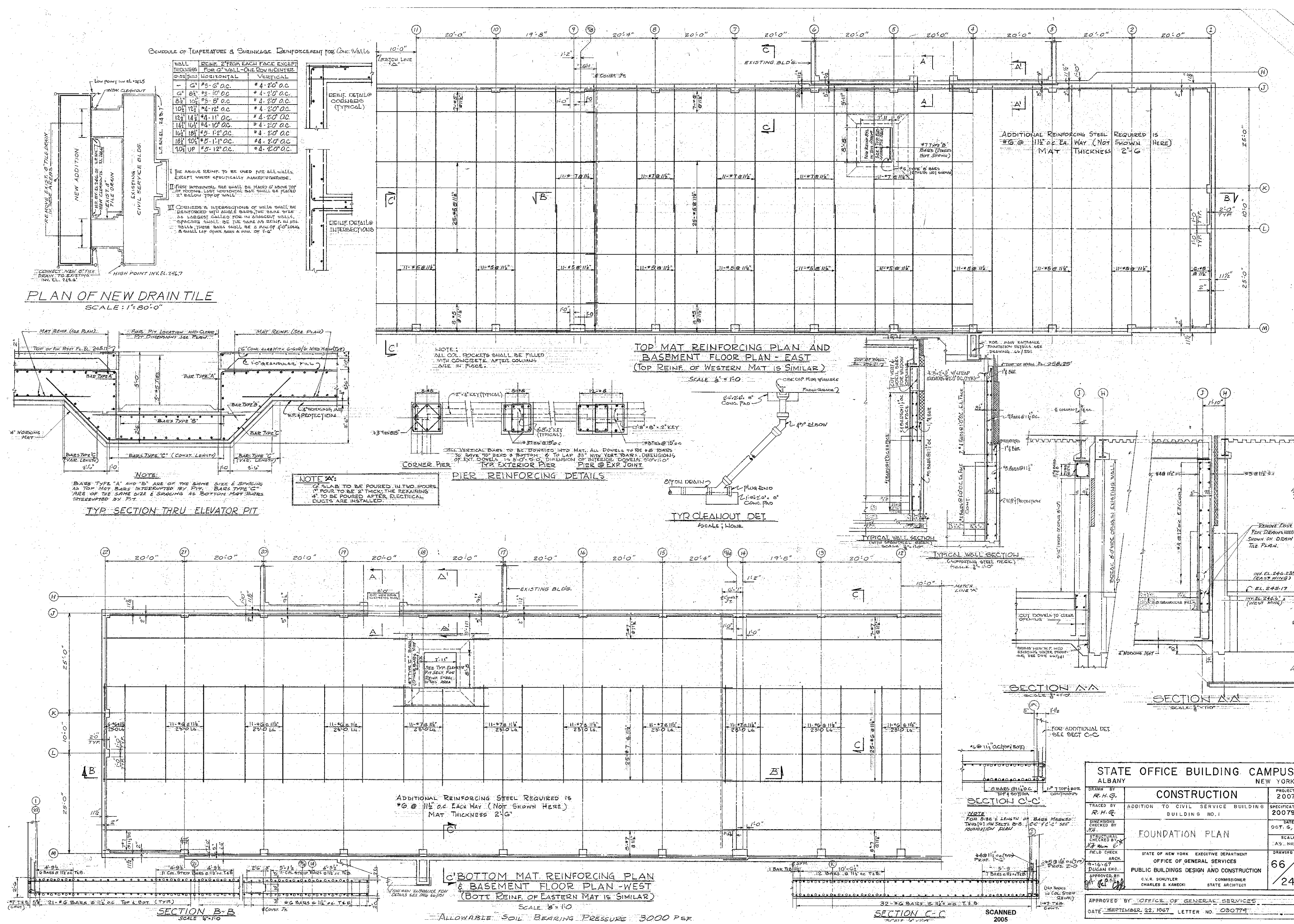
DEMOLISH BUILDINGS
1 AND 1A

LOCATION:

STATE OFFICE BUILDING CAMPUS
ALBANY, NY 12226

CLIENT:

EXECUTIVE DEPARTMENT
OFFICE OF GENERAL SERVICES

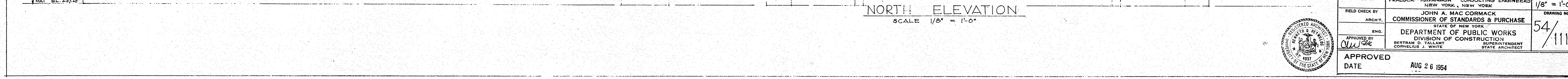
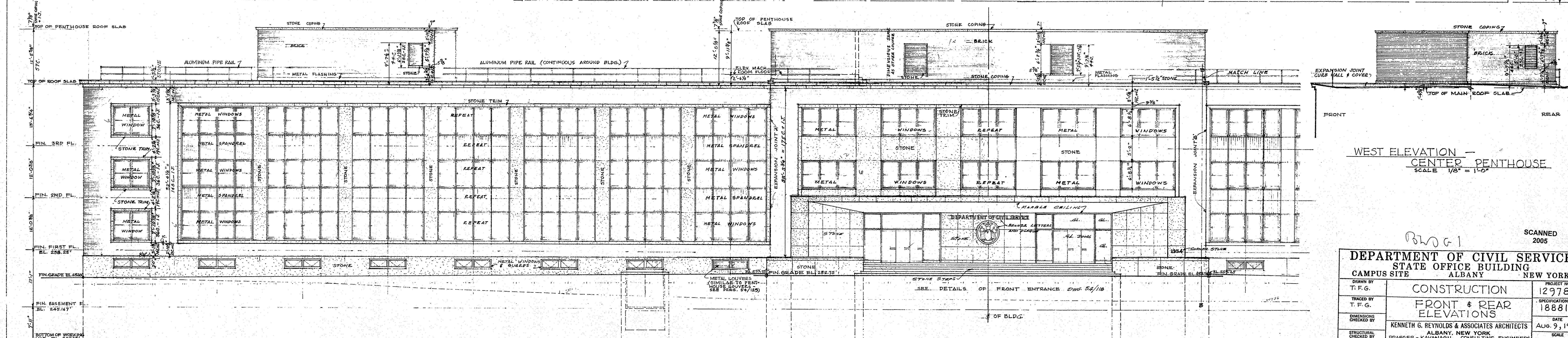
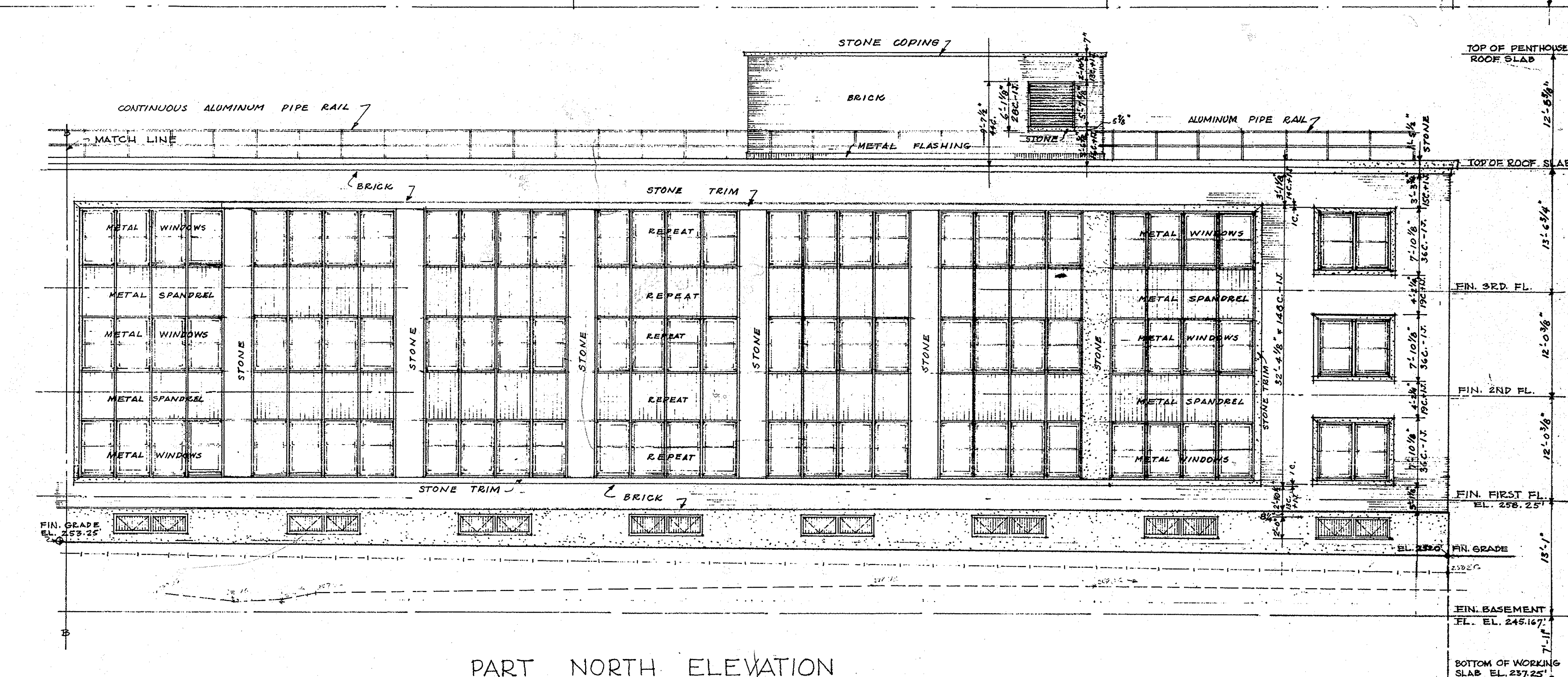
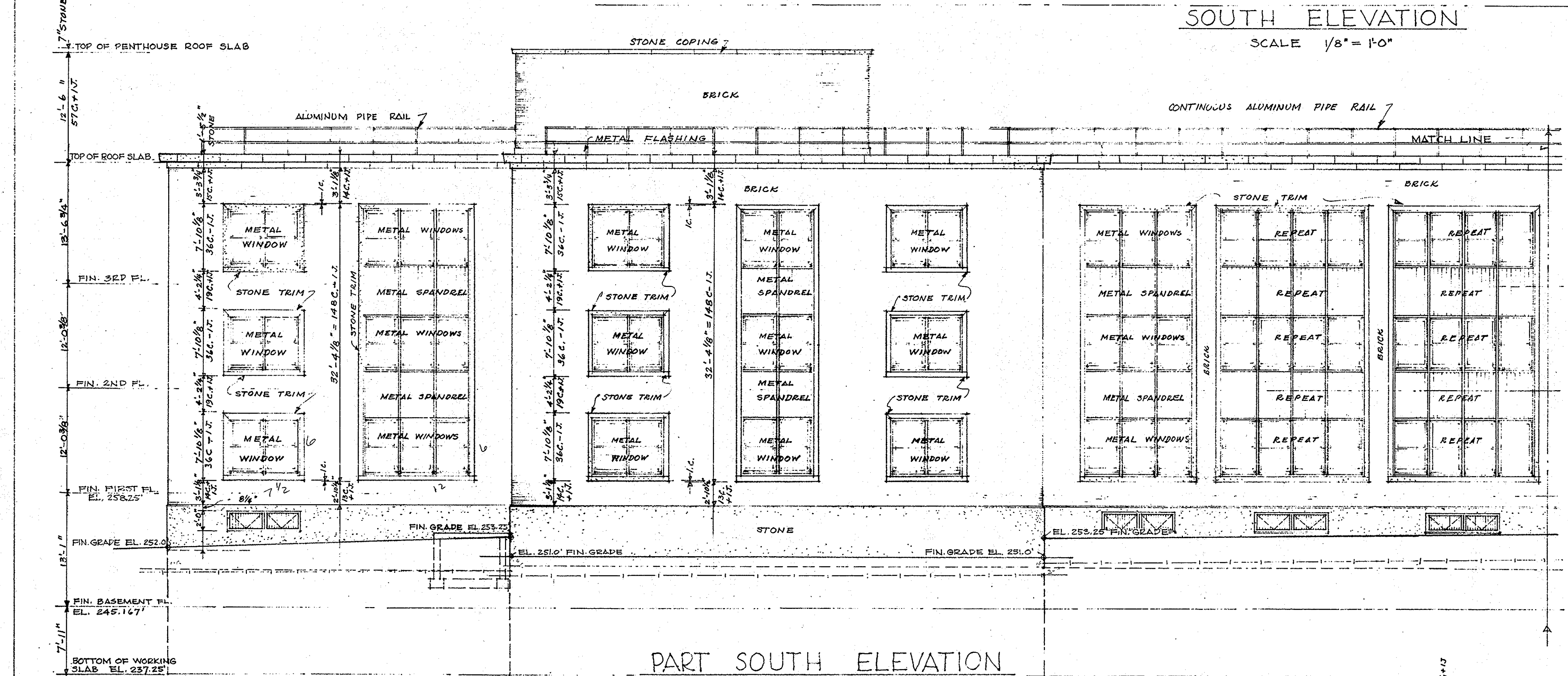
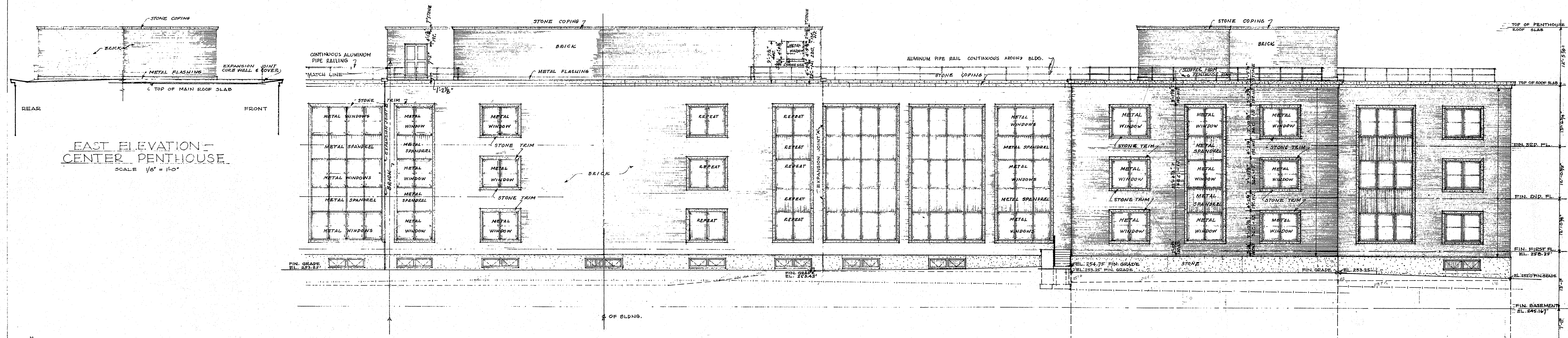


| | |
|---|---------------------------|
| STATE OFFICE BUILDING CAMPUS ALBANY NEW YORK | |
| DESIGNED BY R. M. G. | PROJECT NO. 20079 |
| TRACED BY R. M. G. | FOUNDATION NO. 20079-C |
| DATE 09/15/07 | SCALE AS NOTED |
| FOUNDATION PLAN | |
| STATE OF NEW YORK, EXECUTIVE DEPARTMENT OFFICE OF GENERAL SERVICES PUBLIC BUILDINGS DESIGN AND CONSTRUCTION CHAS. SPINLER STATE ARCHITECT | 66 /246 |
| APPROVED BY: OFFICE OF GENERAL SERVICES DATE: SEPTEMBER 22, 2007, LETTER NO. 020774 | |

| MARK | DATE | DESCRIPTION |
|-------|-----------|--------------------|
| FINAL | 4/25/2006 | FINAL SUBMISSION |
| 100% | | 100% SUBMISSION |
| 80% | | 80% SUBMISSION |
| DD | | DESIGN DEVELOPMENT |
| SD | | SCHEMATIC DESIGN |
| | | BID DOCUMENT |

EXISTING CONDITION
DRAWING

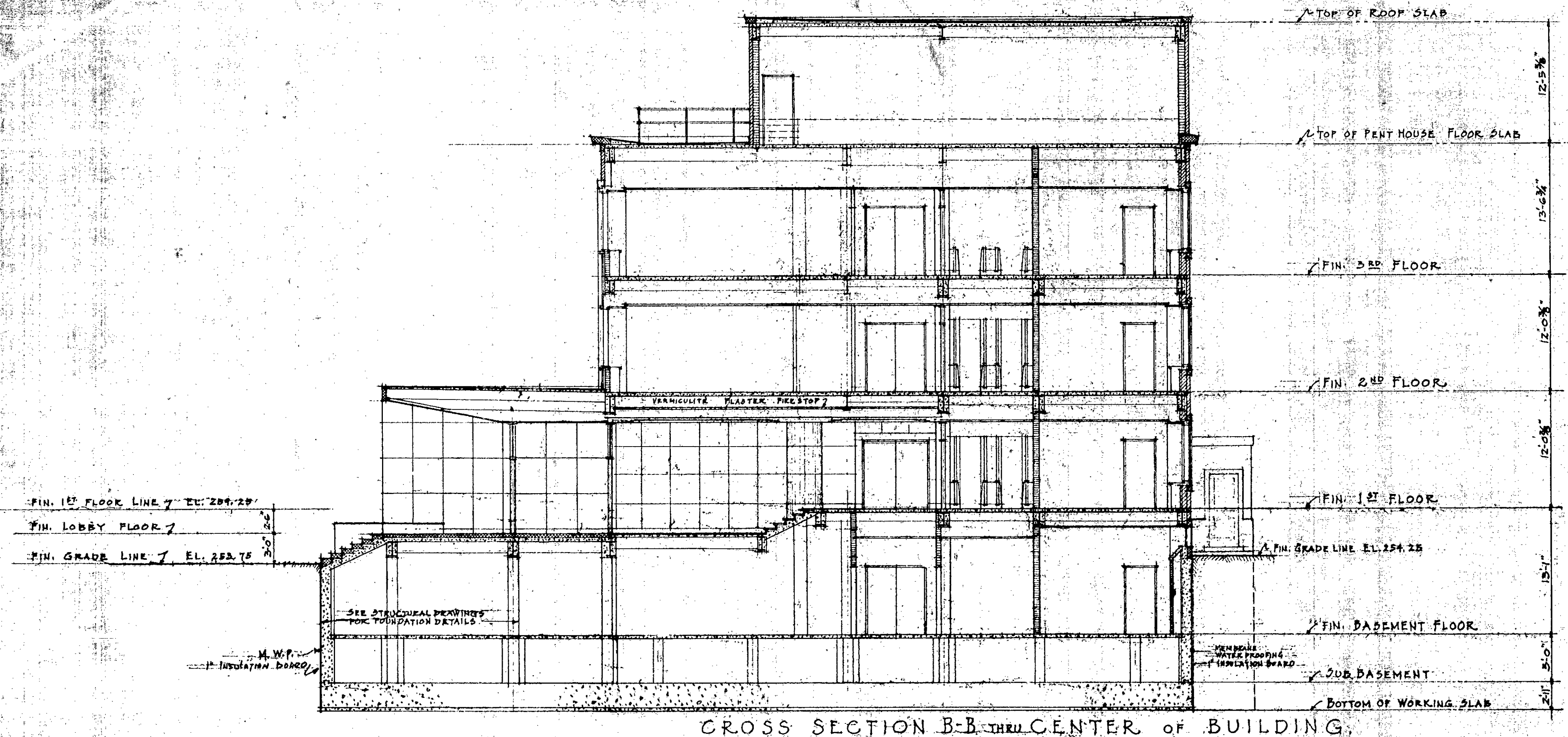
DRAWING NUMBER:
66246



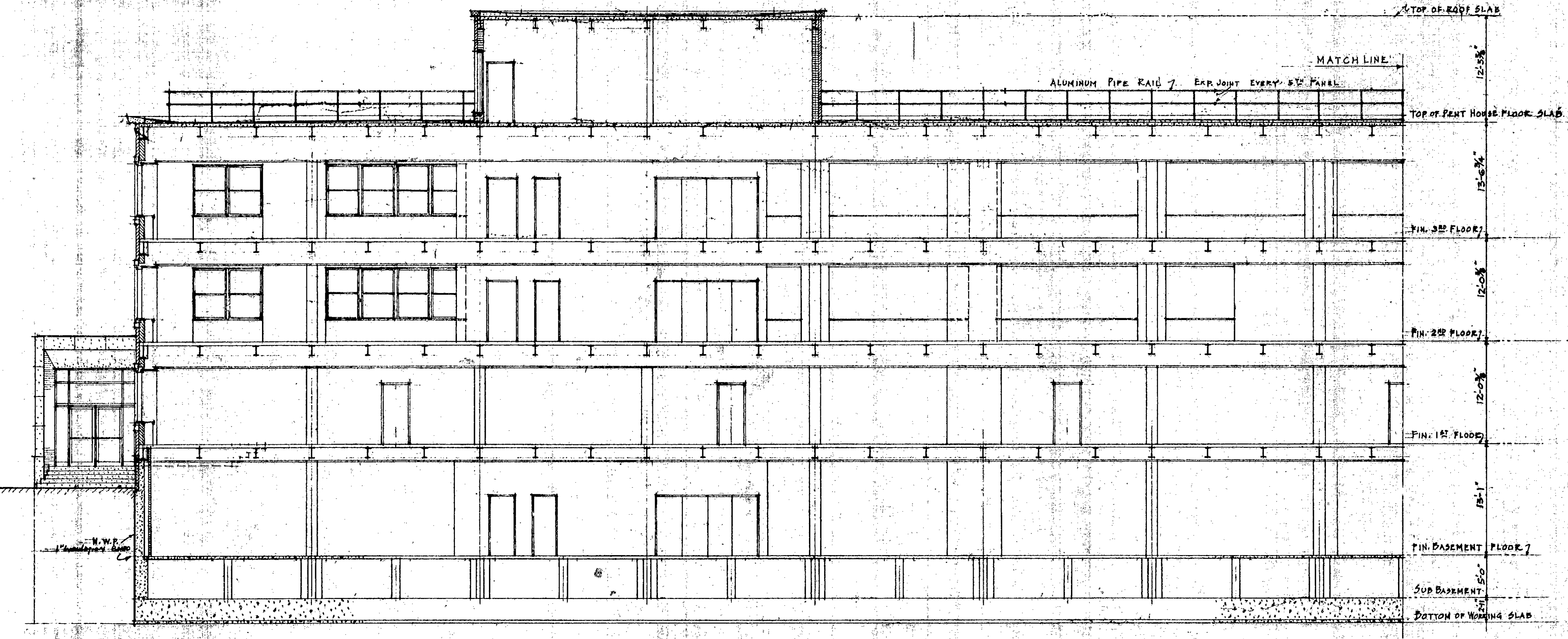
SCANNED 2005

B20 G-1

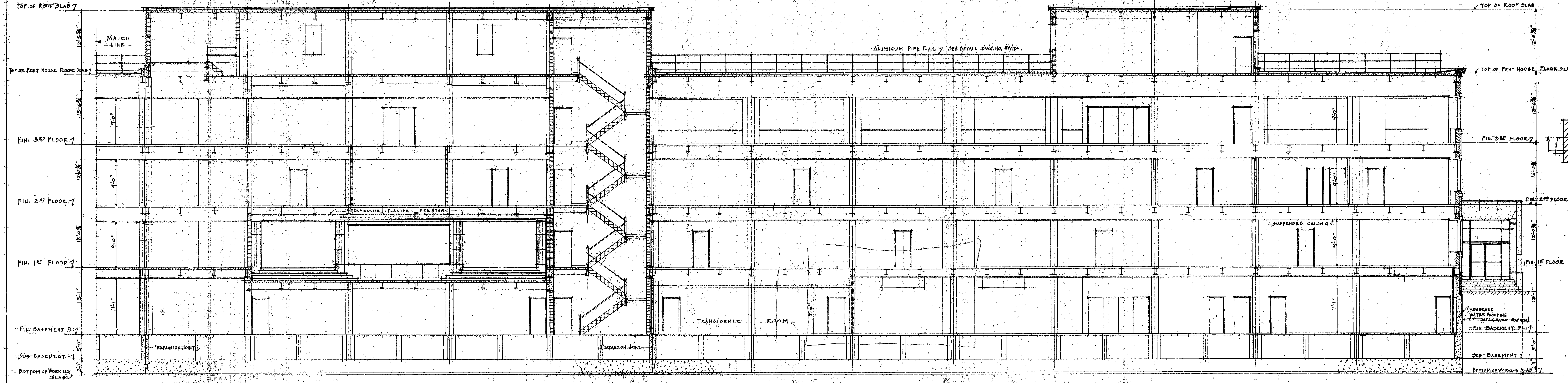
| | | |
|--|-------------------------|----------------------------|
| DEPARTMENT OF CIVIL SERVICE | | |
| STATE OFFICE BUILDING | | |
| CAMPUS SITE ALBANY NEW YORK | | |
| DRAWN BY T. F. G. | CONSTRUCTION | PROJECT NO. 12978 |
| TRACED BY T. F. G. | FRONT & REAR ELEVATIONS | SPECIFICATION NO. 18881 |
| DIMENSIONS CHECKED BY KENNETH G. REYNOLDS & ASSOCIATES ARCHITECTS ALBANY, NEW YORK | | DATE AUG 9, 1954 |
| STRUCTURAL CHECKED BY PRAEGER - KAVANAGH CONSULTING ENGINEERS NEW YORK, NEW YORK | | SCALE 1/8" = 1'-0" |
| FIELD CHECK BY ARCHT. JOHN A. MAC CORMACK COMMISSIONER OF STANDARDS & PURCHASE STATE OF NEW YORK | | DRAWING NO. 54/111 |
| ENG. BERTRAM D. TALLAMY SUPERINTENDENT STATE ARCHITECT | | |
| APPROVED DATE | AUG 26 1954 | |



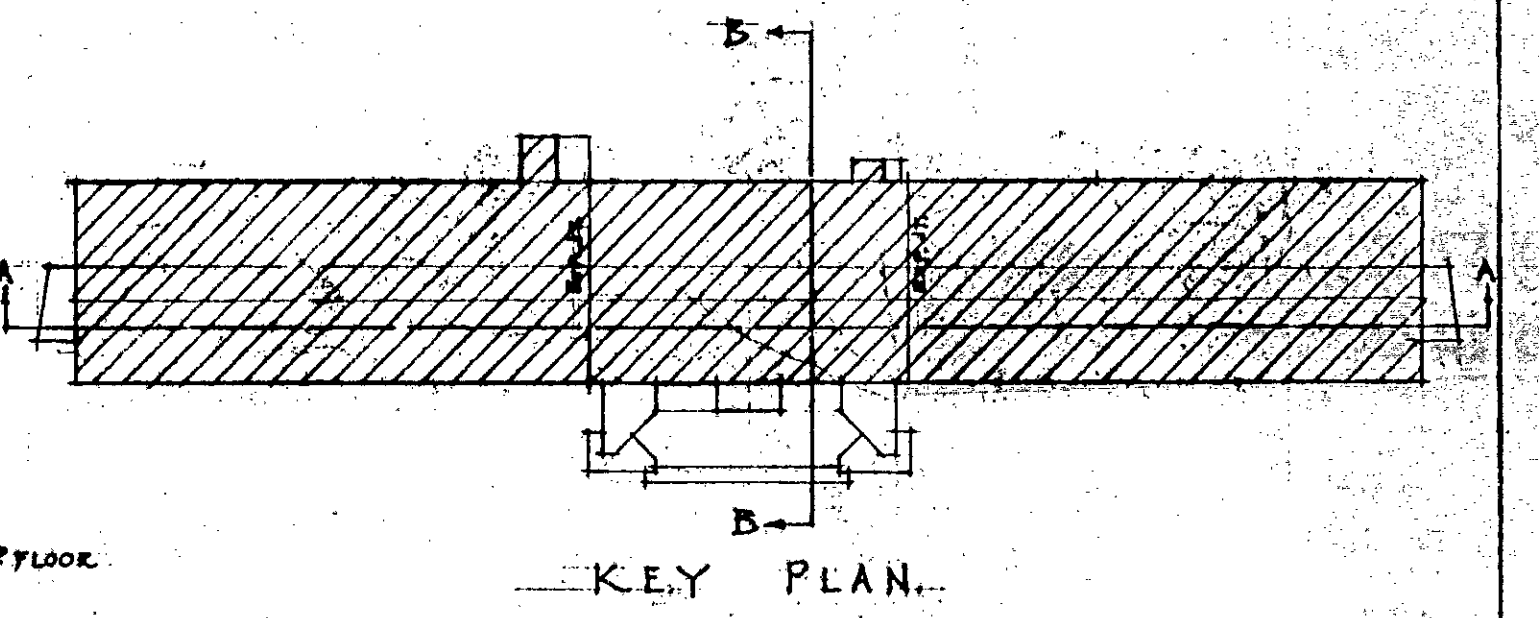
CROSS SECTION B-B THROUGH CENTER OF BUILDING.



LONGITUDINAL SECTION A-A.




LONGITUDINAL SECTION A-A.



NOTE: METAL OFFICE PARTITIONS NOT IN CONTRACT


| | | |
|--|---|------------------------|
| DEPARTMENT OF COMMERCE STATE OFFICE BUILDING CAMPUS SITE ALBANY NEW YORK | | |
| DRAWN BY | MRS. CONSTRUCTION | PROJECT NO. 12978 |
| TRACED BY | MRS. | MODIFICATION NO. 18881 |
| DIMENSIONS CHECKED BY | 1/8" SECTIONS | DATE AUGUST 2, 1954 |
| STRUCTURAL CHECKED BY | KENNETH G. REYNOLDS & ASSOCIATES ARCHITECTS ALBANY, NEW YORK | SCALE 1/8" = 1'-0" |
| FIELD CHECK BY | ARCHT. JOHN A. MAG CORMACK COMMISSIONER OF STANDARDS & PURCHASE STATE OF NEW YORK | DRAWING NO. 54/113 |
| APPROVED BY | ENGR. DEPARTMENT OF PUBLIC WORKS DIVISION OF CONSTRUCTION HERTRAM D. TALLAN CONSTRUCTION SUPERINTENDENT STATE ARCHITECT | DATE DEC 1 1954 |



BLDG # 2 34759

GENERAL NOTES:
(THIS DRAWING ONLY)

A. DRAWINGS A-1 THROUGH 98-4312 DEPICT EXISTING BUILDING CONFIGURATION AND CONDITIONS. THE INTENT OF THIS CONTRACT IS TO DEMOLISH AND REMOVE FROM THE CAMPUS SITE ALL CONSTRUCTION MATERIALS AS INDICATED ON THE PLANS AND SPECIFICATIONS. THIS INCLUDES BUT IS NOT LIMITED TO: FOUNDATION WALLS TO 2' BELOW FINISH GRADE, EXTERIOR WALLS, INTERIOR CONCRETE FLOORS IN BASEMENT, FIRST, SECOND AND THIRD FLOORS, ALL ROOF AND FLOOR CONSTRUCTION, INTERIOR PARTITIONS, DOOR, MECHANICAL EQUIPMENT AND ASSOCIATED PIPING, PLUMBING FIXTURES AND ASSOCIATED PIPING, ELECTRICAL EQUIPMENT INCLUDING ELECTRICAL SWITCHGEAR AND PANELS, LIGHTING FIXTURES, CONDUIT, ELEVATOR EQUIPMENT, EXTERIOR STAIRS TO 2' BELOW FINISHED GRADE. THE CONTRACTOR IS RESPONSIBLE FOR VERIFYING THE EXISTING CONDITIONS AT THE SITE VIA SITE WALK THROUGH.



NY'S OFFICE OF GENERAL SERVICES

Serving New York

GEORGE E. PATAKI
Governor
DANTELL D. HOGAN
Commissioner
JAMES M. DAVIES, A.I.A.
Acting Deputy Commissioner, Design and Construction

CONSULTANT

WARNING:
THE ALTERATION OF THIS MATERIAL IN ANY WAY, UNLESS DONE UNDER THE DIRECTION OF A COMPARABLE PROFESSIONAL, I.E. ARCHITECT FOR AN ARCHITECT, ENGINEER FOR AN ENGINEER OR LANDSCAPE ARCHITECT FOR A LANDSCAPE ARCHITECT, IS A VIOLATION OF THE NEW YORK STATE EDUCATION LAW AND/OR REGULATIONS AND IS A CLASS 'A' MISDEMEANOR.

CONTRACT: **CONSTRUCTION**

TITLE: **DEMOLISH BUILDINGS 1 AND 1A**

LOCATION: **STATE OFFICE BUILDING CAMPUS ALBANY, NY 12226**

CLIENT: **EXECUTIVE DEPARTMENT OFFICE OF GENERAL SERVICES**

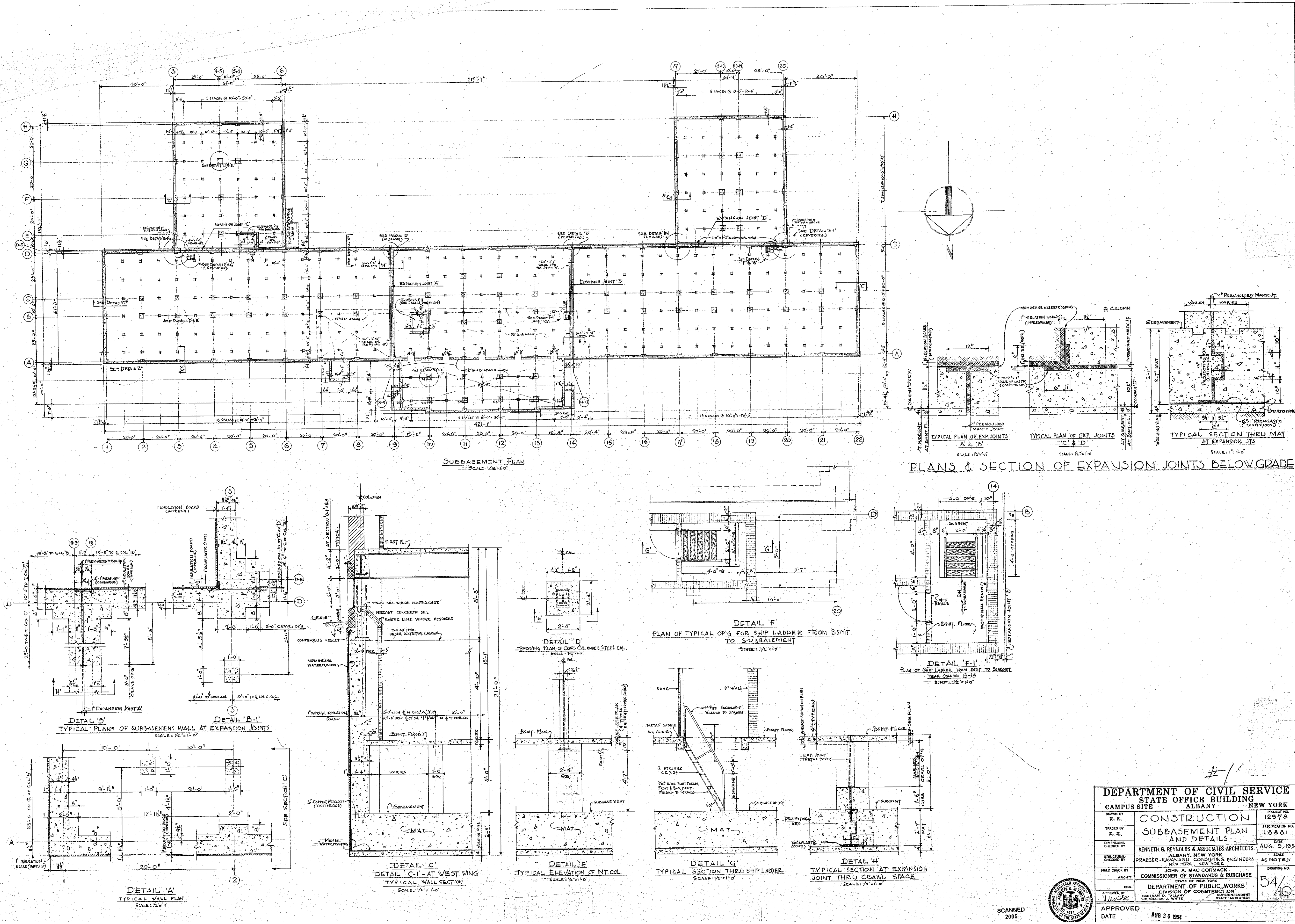
| MARK | DATE | DESCRIPTION |
|-------|-----------|--------------------|
| FINAL | 4/25/2006 | FINAL SUBMISSION |
| 100% | | 100% SUBMISSION |
| 80% | | 80% SUBMISSION |
| DD | | DESIGN DEVELOPMENT |
| SD | | SCHEMATIC DESIGN |
| | | BID DOCUMENT |

PROJECT NUMBER: **43099-C**
DESIGNED BY: **M. SINGLETON**
DRAWN BY: **F.R. ONLEY**
FIELD CHECK:
APPROVED:
SHEET TITLE:

EXISTING CONDITION DRAWING

DRAWING NUMBER: **54103**

SHEET 22 of 240



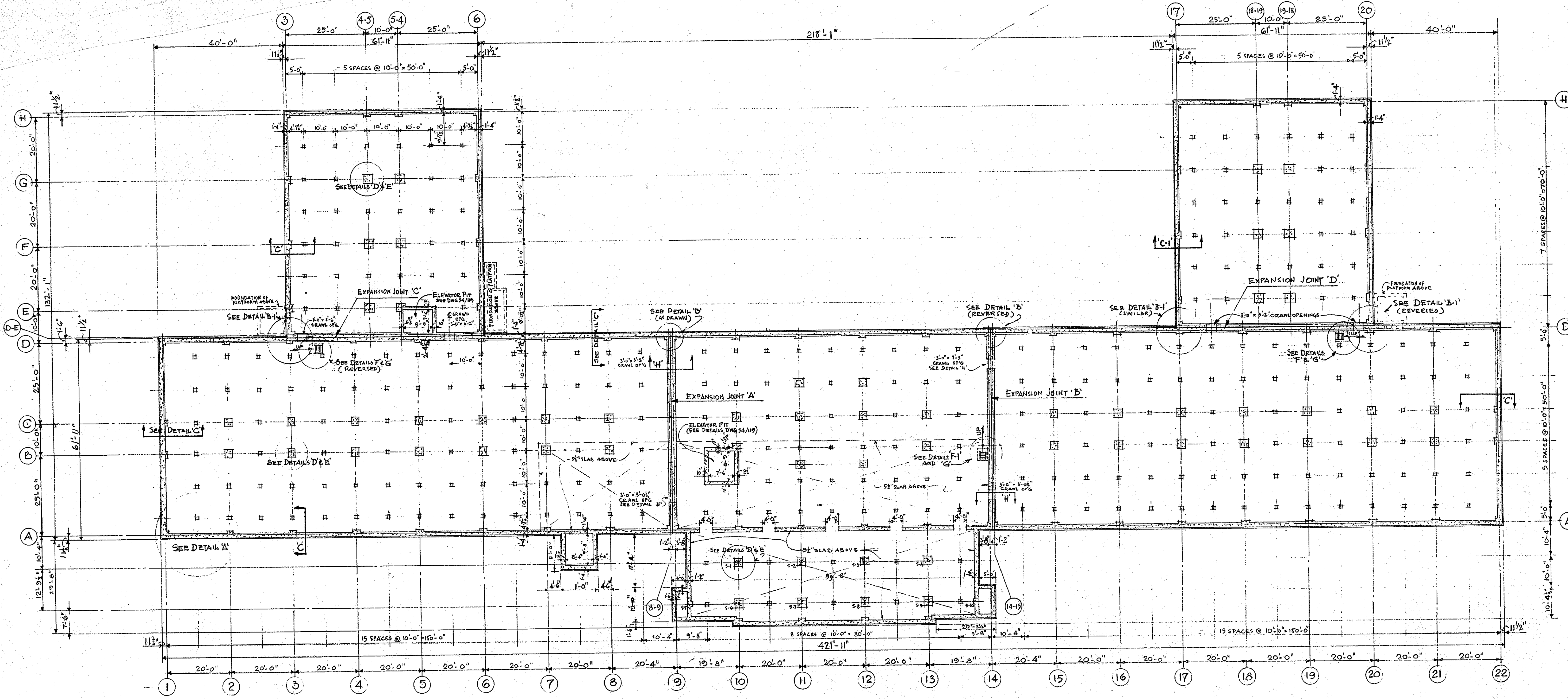
DEPARTMENT OF CIVIL SERVICE
STATE OFFICE BUILDING
CAMPUS SITE ALBANY NEW YORK

CONSTRUCTION 12978
SUBBASEMENT PLAN AND DETAILS 10801

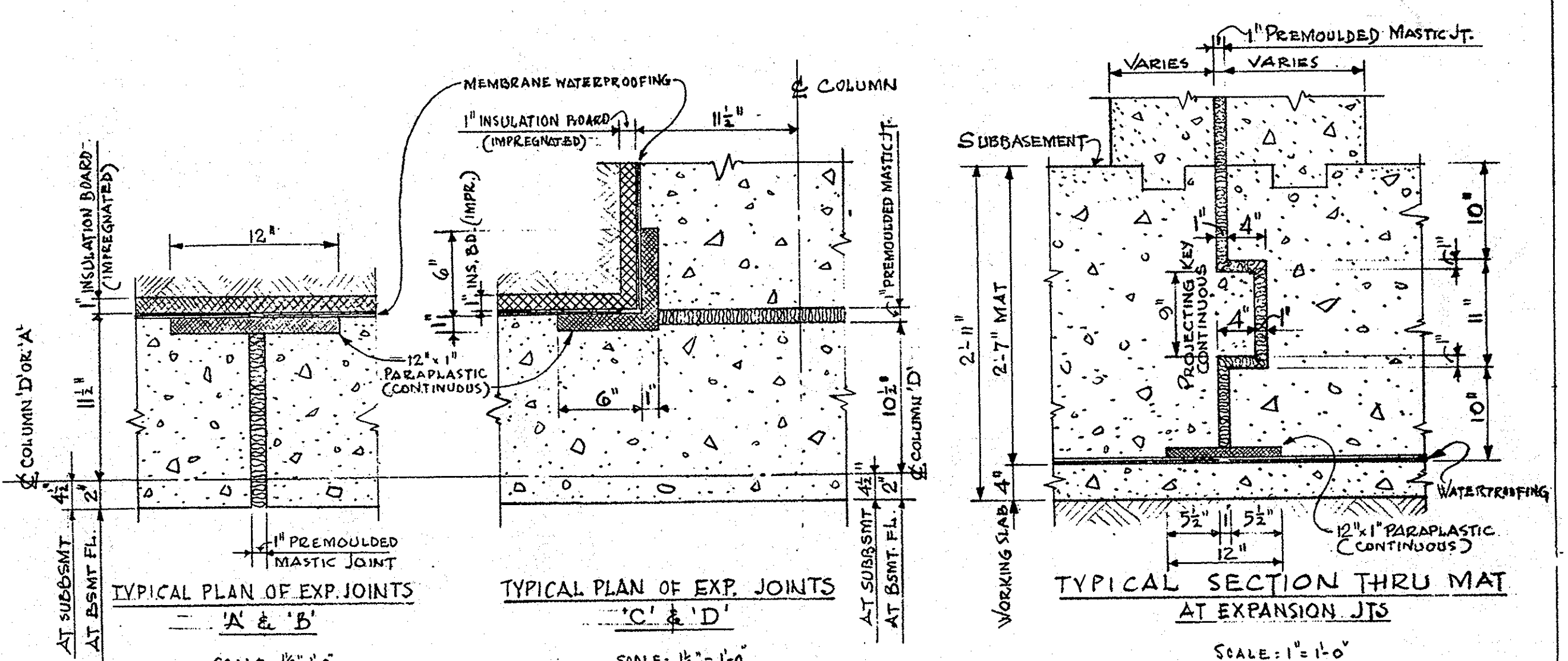
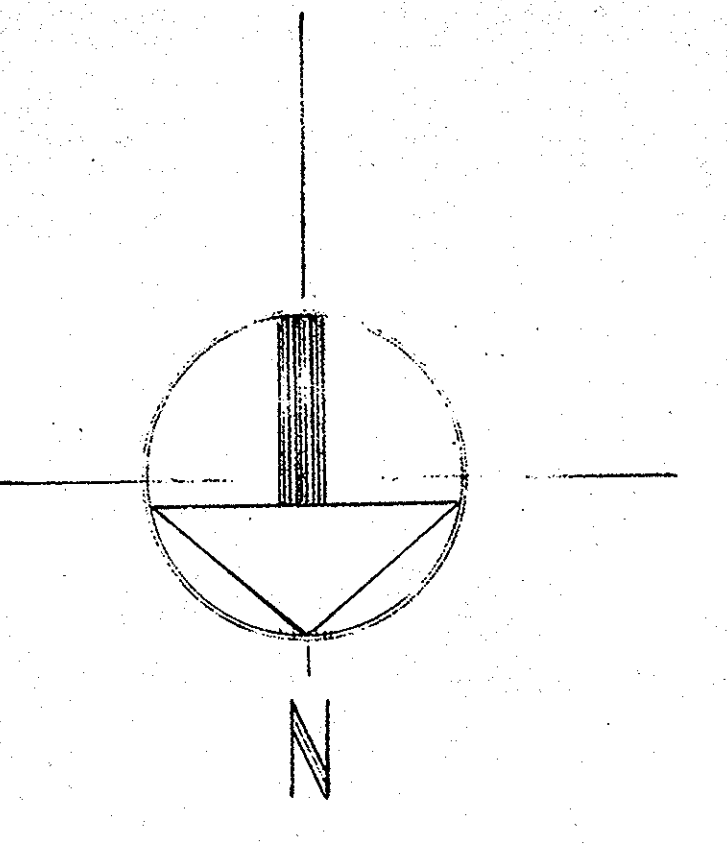
DESIGNED BY: KENNETH G. REYNOLDS & ASSOCIATES ARCHITECTS ALBANY, NEW YORK
DRAWN BY: PRADIGEE-KARAVANISH CONSULTING ENGINEERS NEW YORK, NEW YORK
FIELD CHECK BY: JOHN A. MAC CORMACK COMMISSIONER OF STANDARDS & PURCHASE NEW YORK
APPROVED BY: DEPARTMENT OF PUBLIC WORKS DIVISION OF CONSTRUCTION CONTRACT # 54103

APPROVED DATE: **AUG 26 1954**

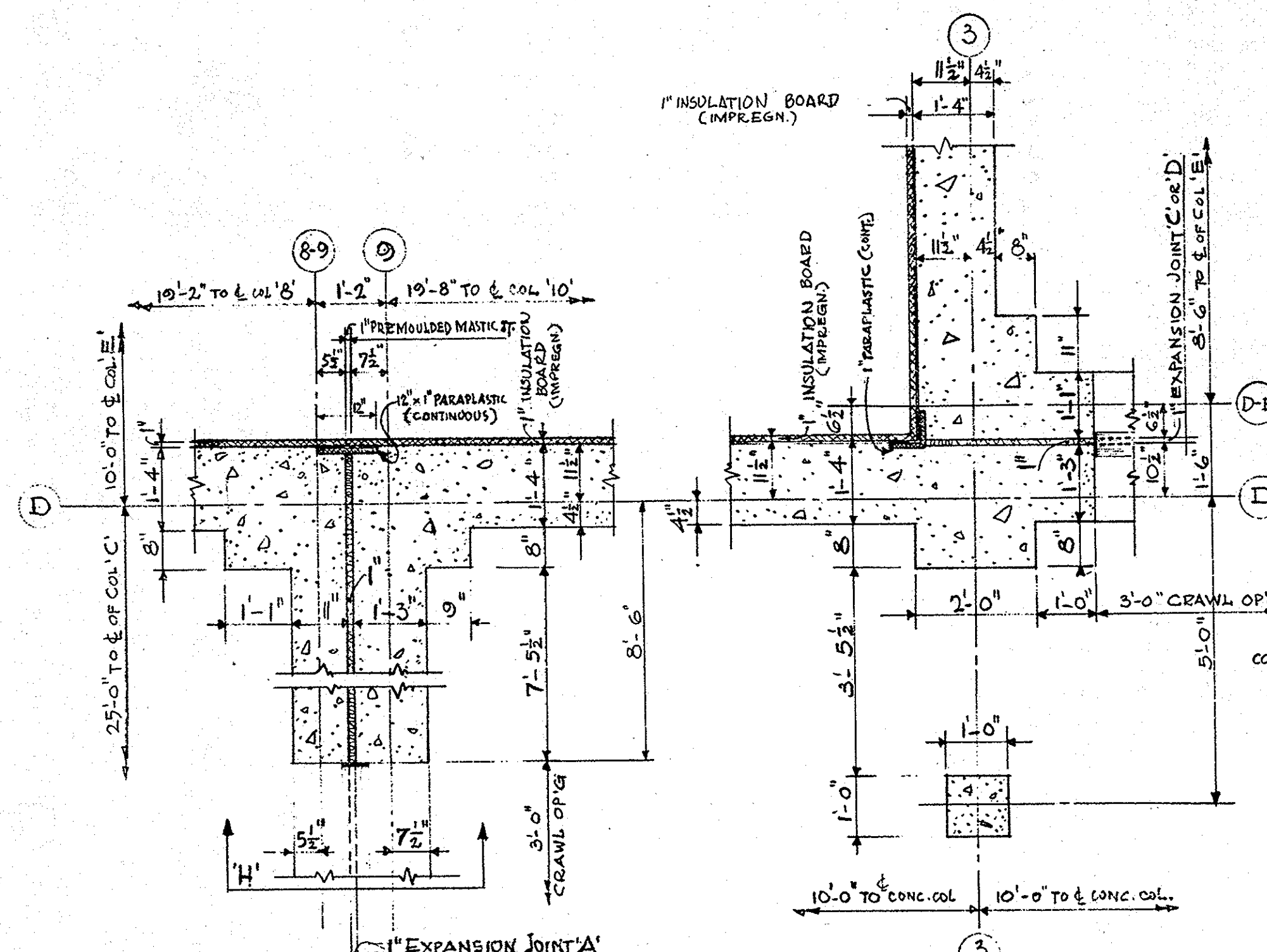
SCANNED 2005



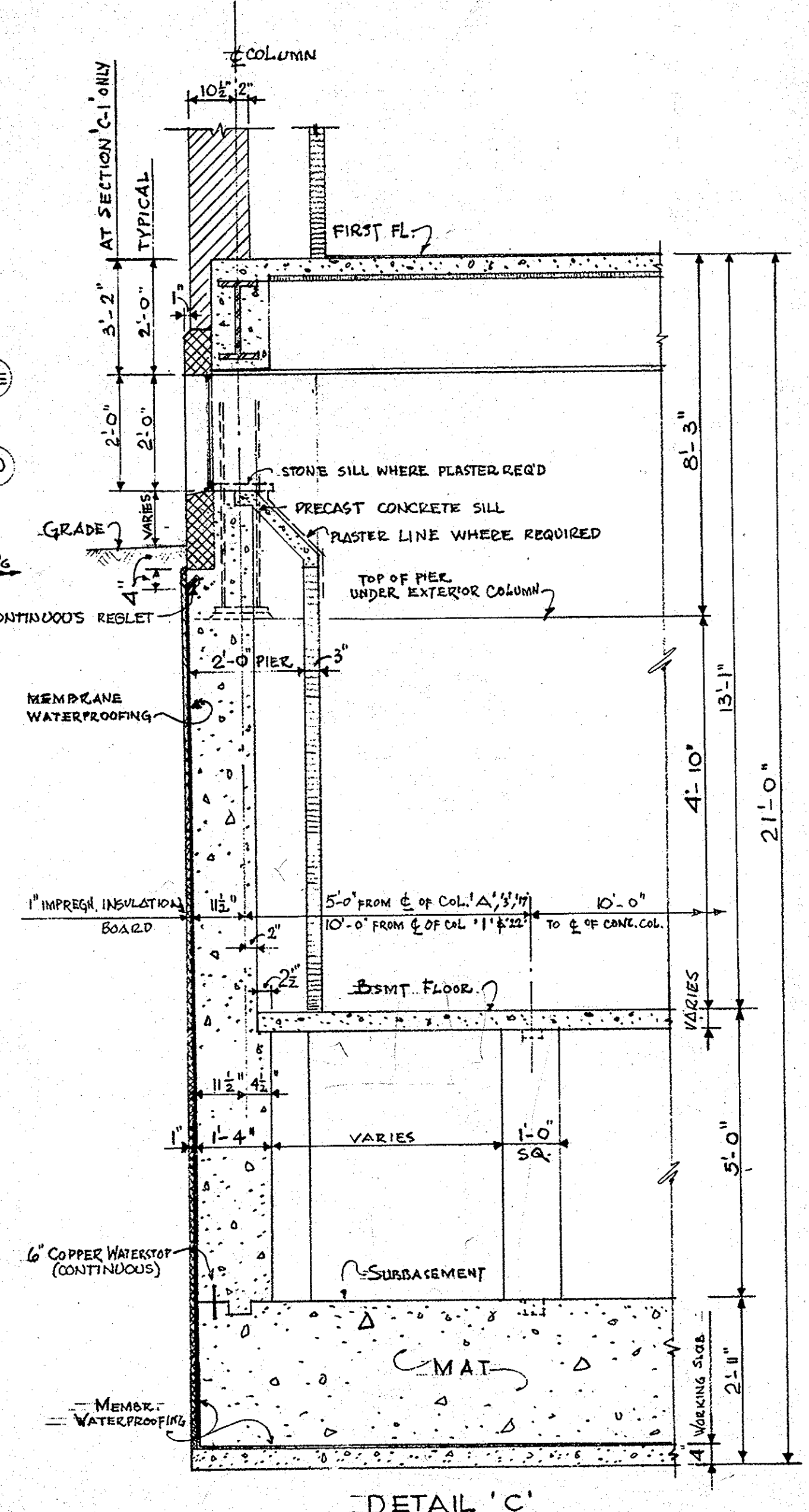
SUBBASEMENT PLAN
SCALE: 1/8" = 1'-0"



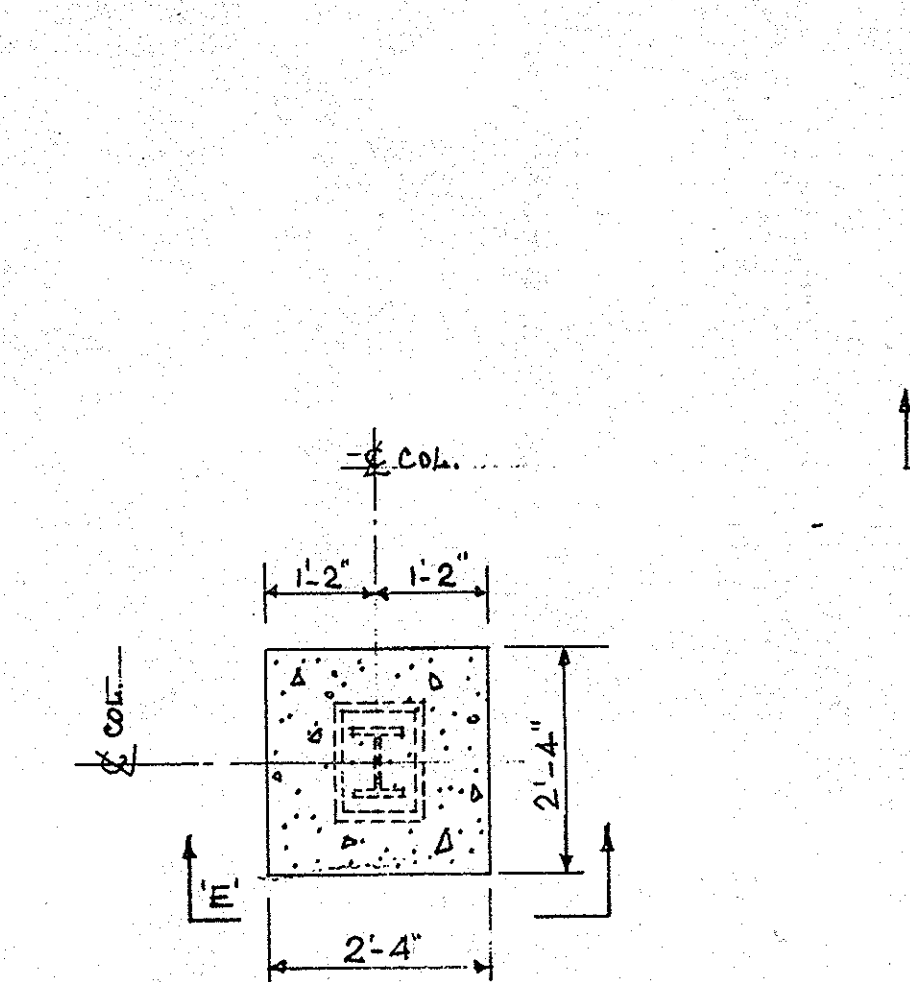
PLANS & SECTION OF EXPANSION JOINTS BELOW GRADE



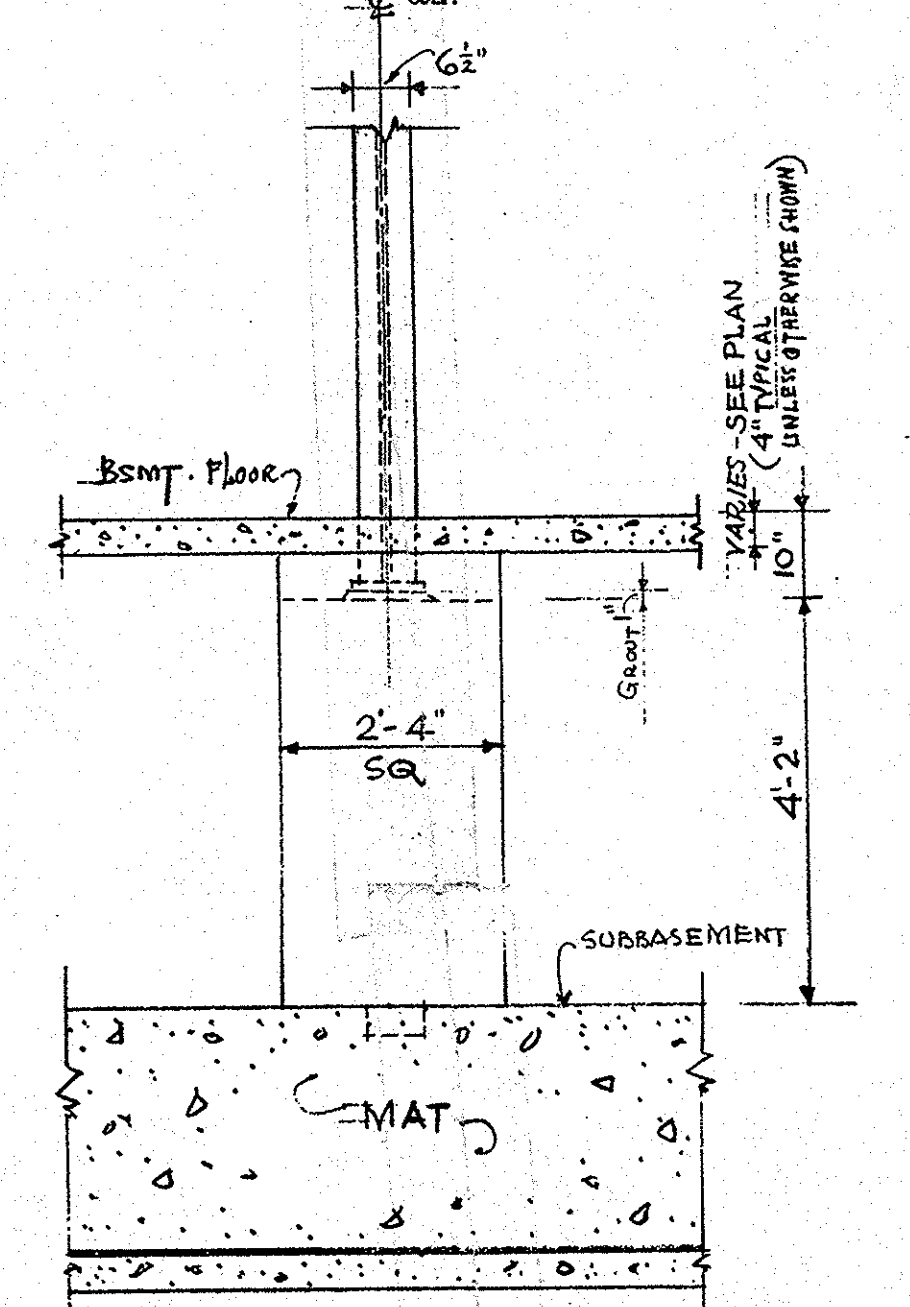
DETAIL 'B' and 'B-1'
TYPICAL PLANS OF SUBBASEMENT WALL AT EXPANSION JOINTS
SCALE: 1/2" = 1'-0"



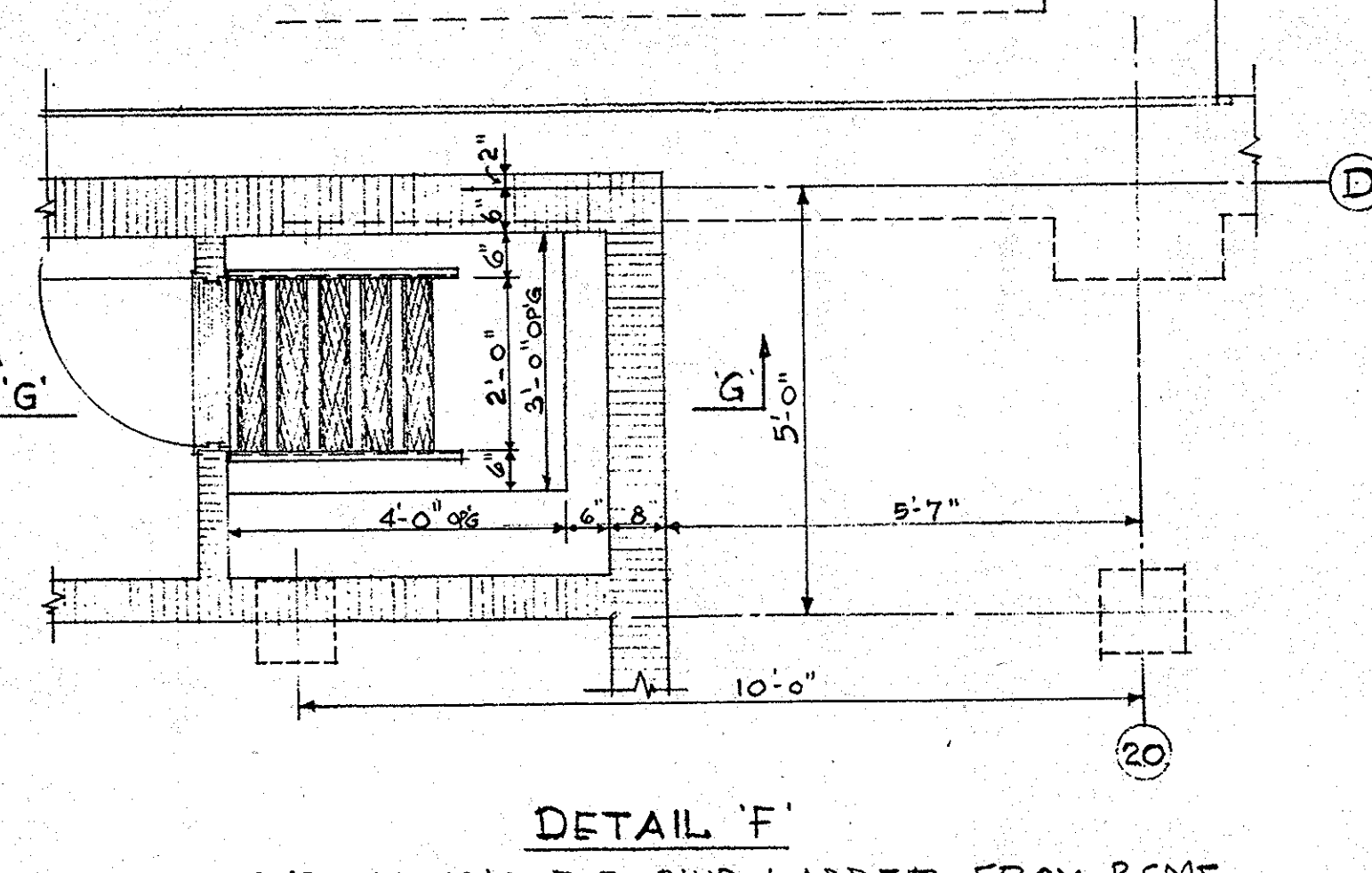
DETAIL 'C'
TYPICAL WALL SECTION AT WEST WING
SCALE: 1/2" = 1'-0"



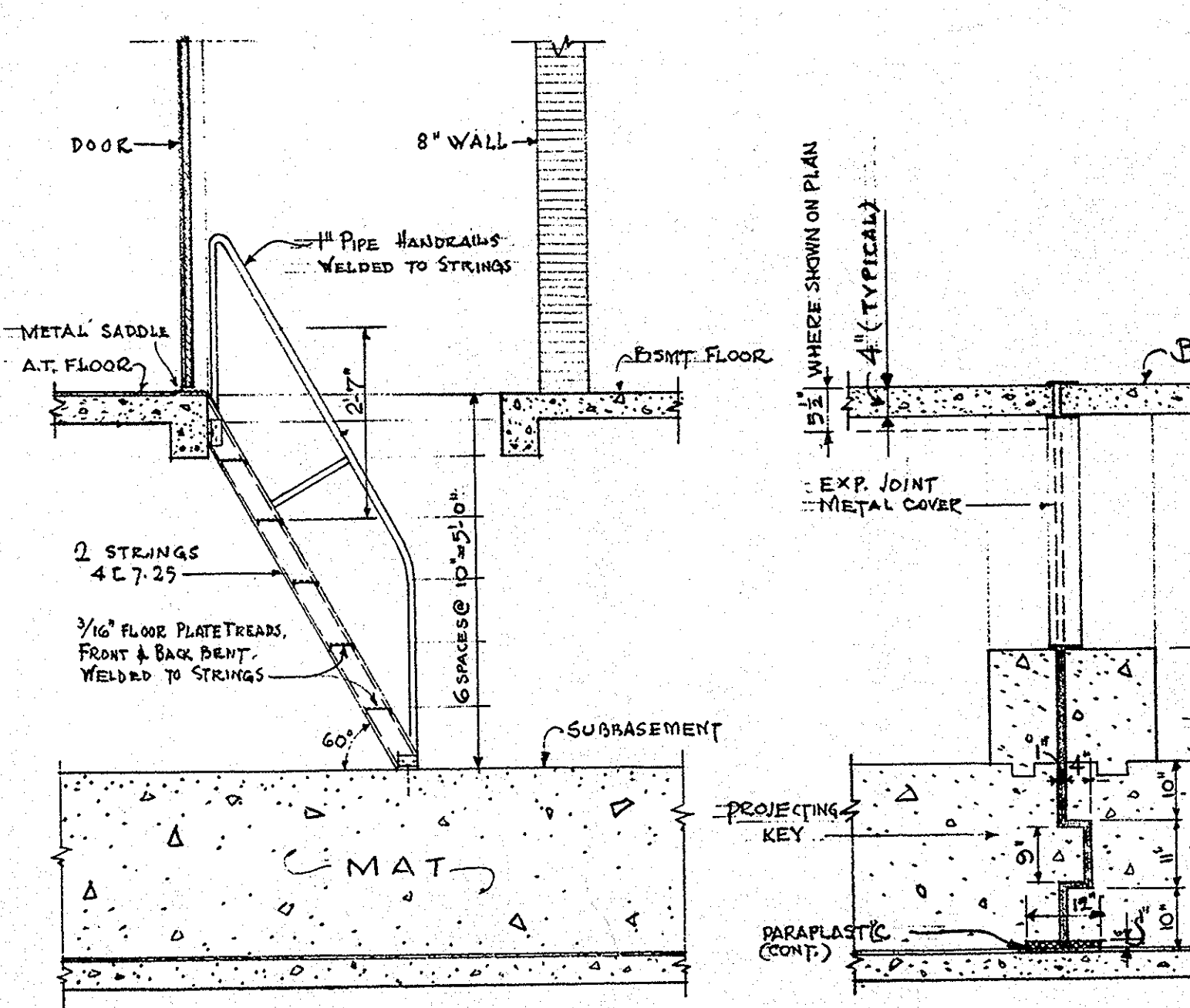
DETAIL 'D'
SHOWING PLAN OF CONC. COLUMN STEEL COL.
SCALE: 1/2" = 1'-0"



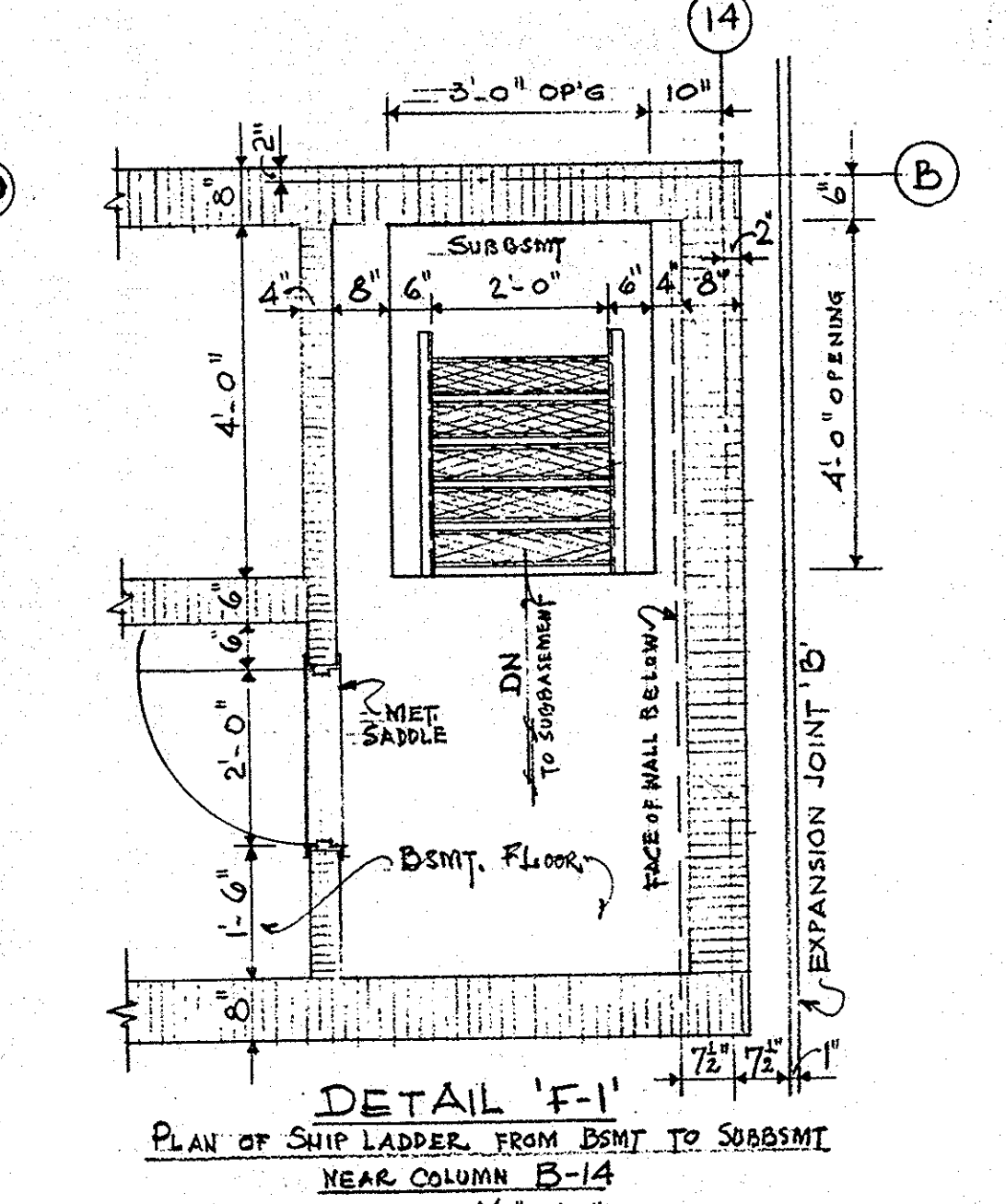
DETAIL 'E'
TYPICAL ELEVATION OF INT. COL.
SCALE: 1/2" = 1'-0"



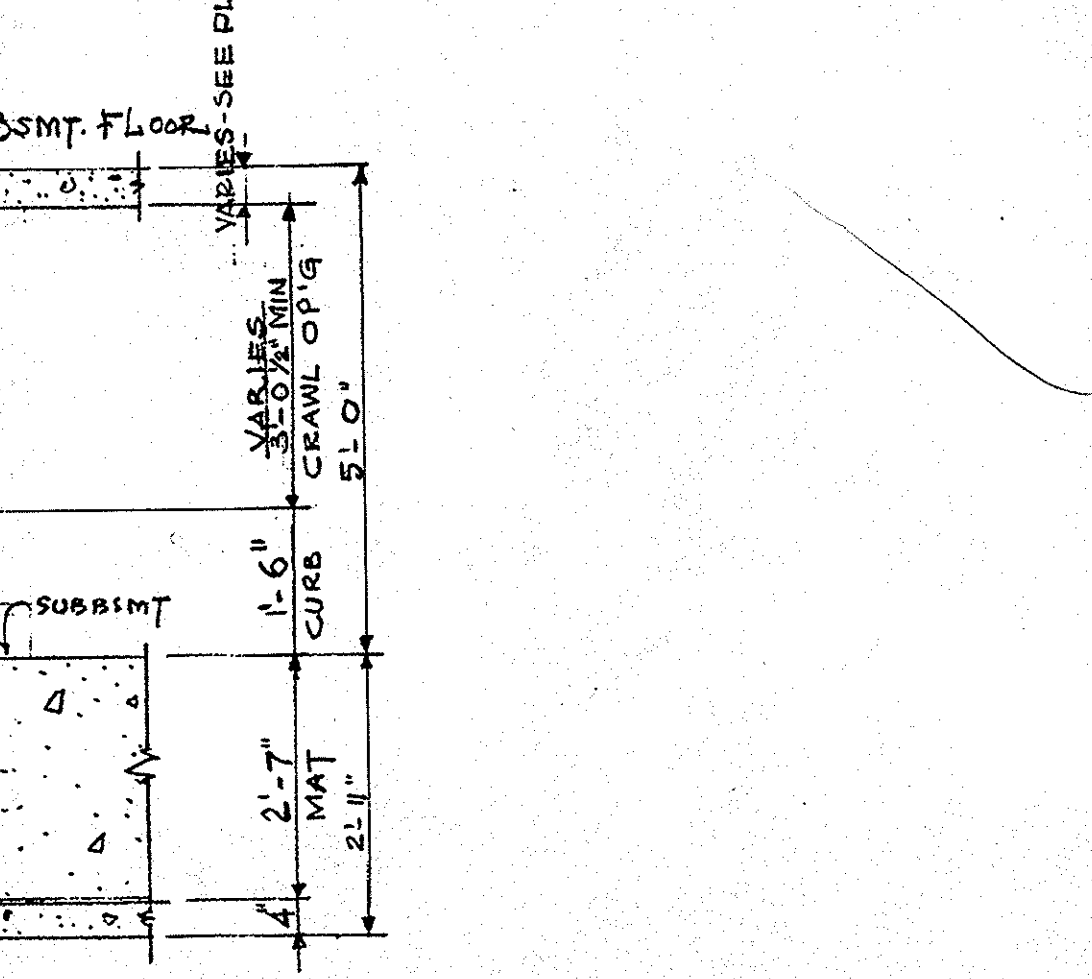
DETAIL 'F'
PLAN OF TYPICAL OP'G FOR SHIP LADDER FROM BSMT TO SUBBASEMENT
SCALE: 1/4" = 1'-0"



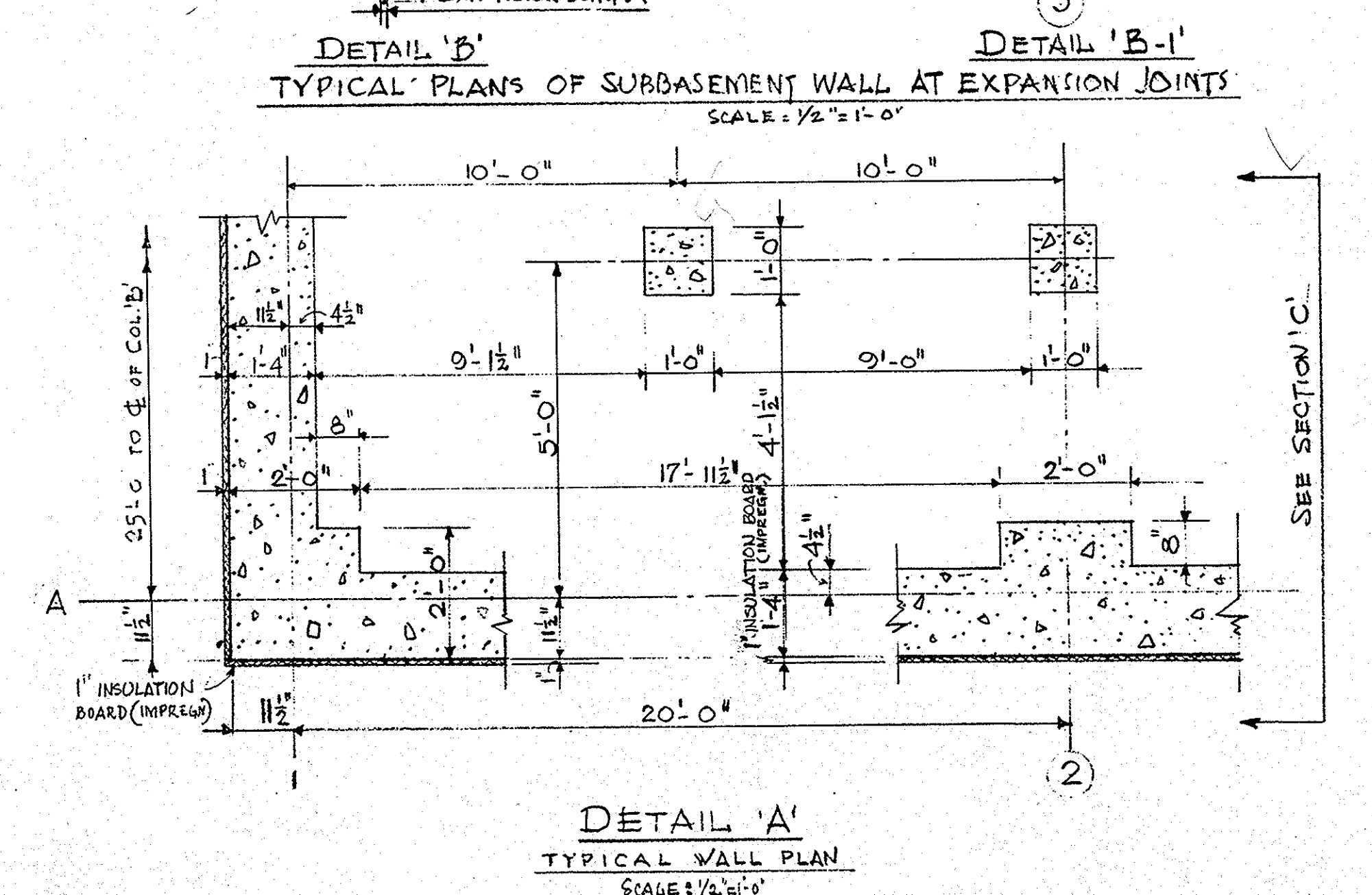
DETAIL 'G'
TYPICAL SECTION THRU SHIP LADDER
SCALE: 1/2" = 1'-0"



DETAIL 'F-1'
PLAN OF SHIP LADDER FROM BSMT TO SUBBASEMENT NEAR COLUMN B-14
SCALE: 1/2" = 1'-0"




DETAIL 'H'
TYPICAL SECTION AT EXPANSION JOINT THRU CRAWL SPACE
SCALE: 1/2" = 1'-0"

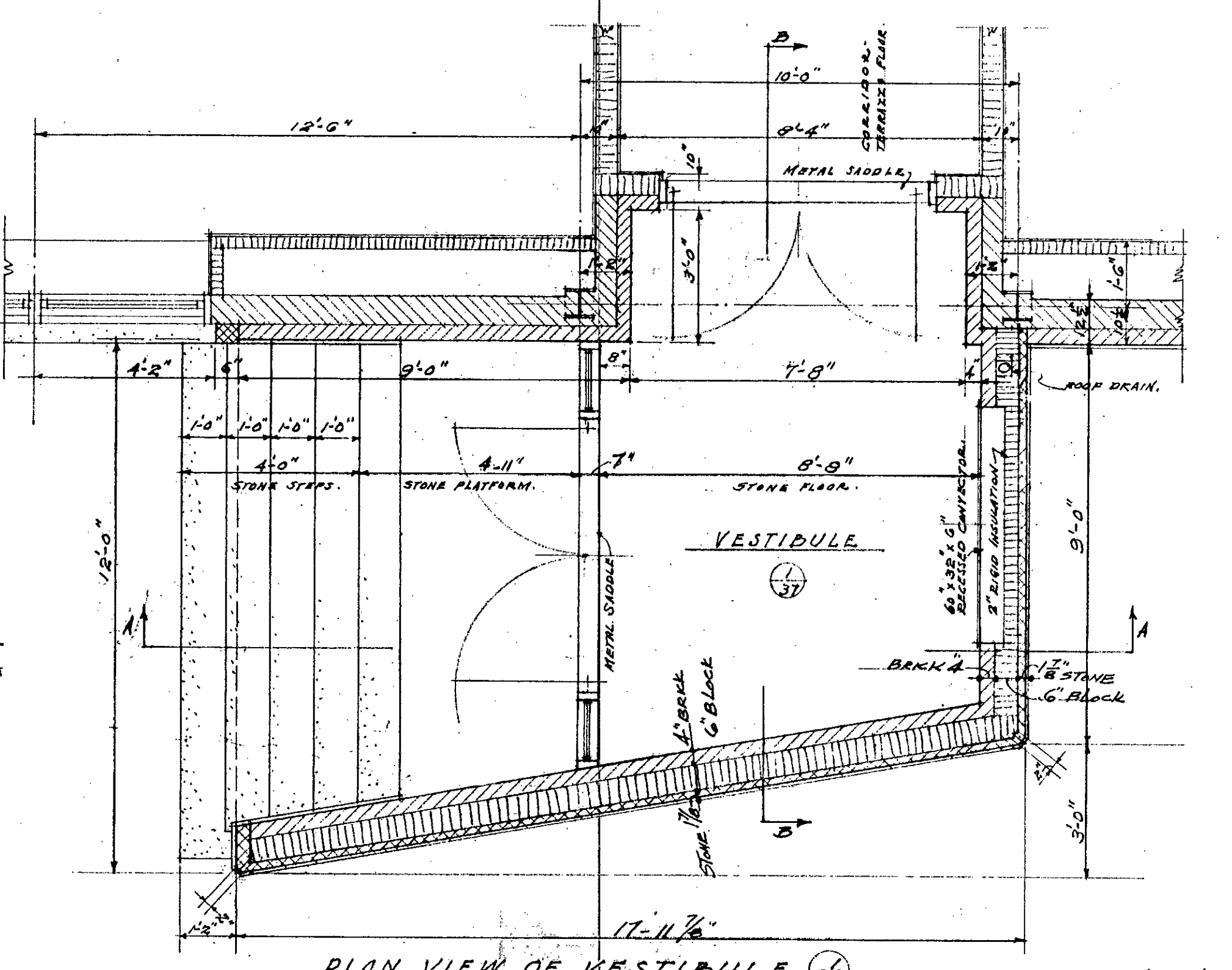
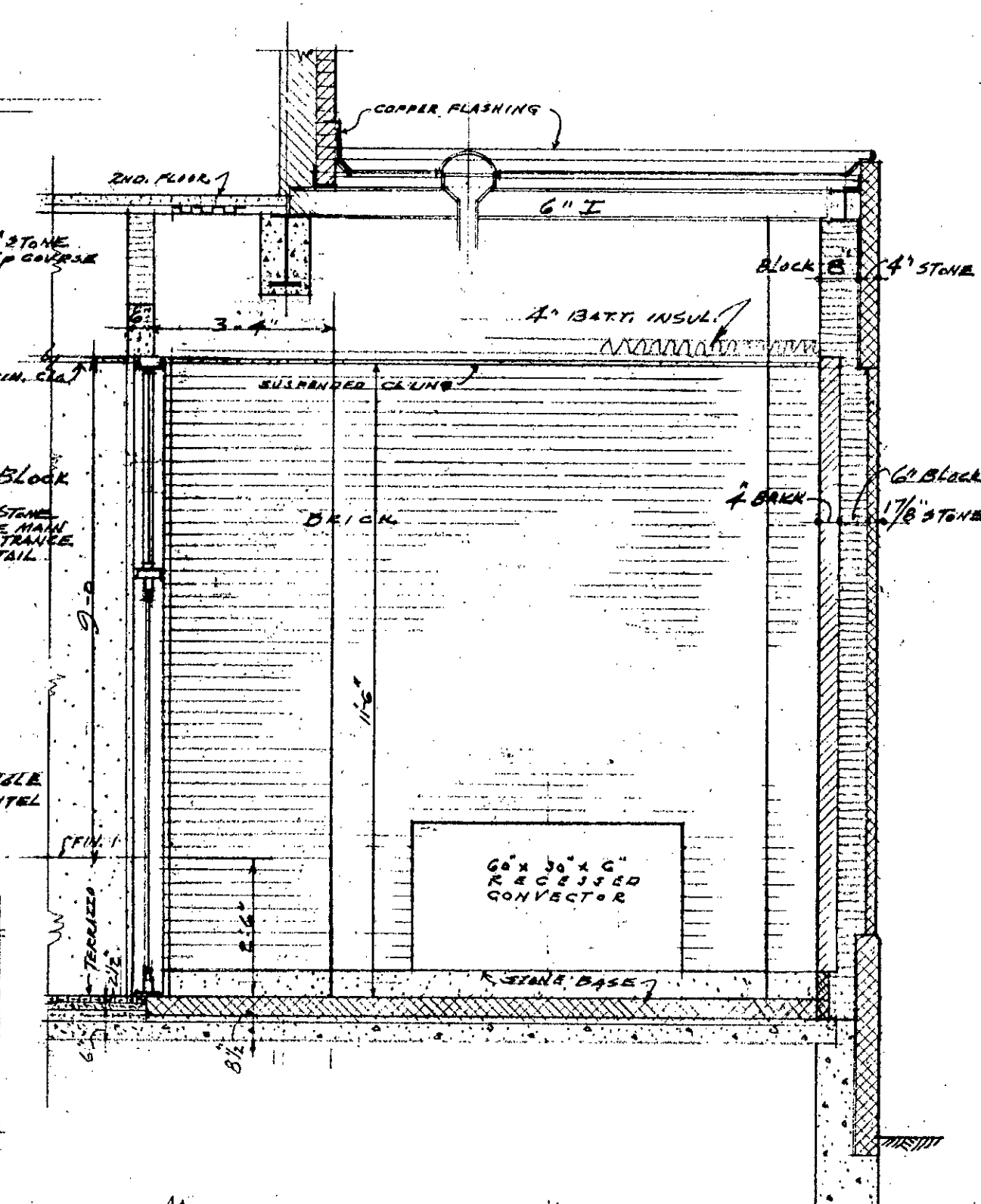
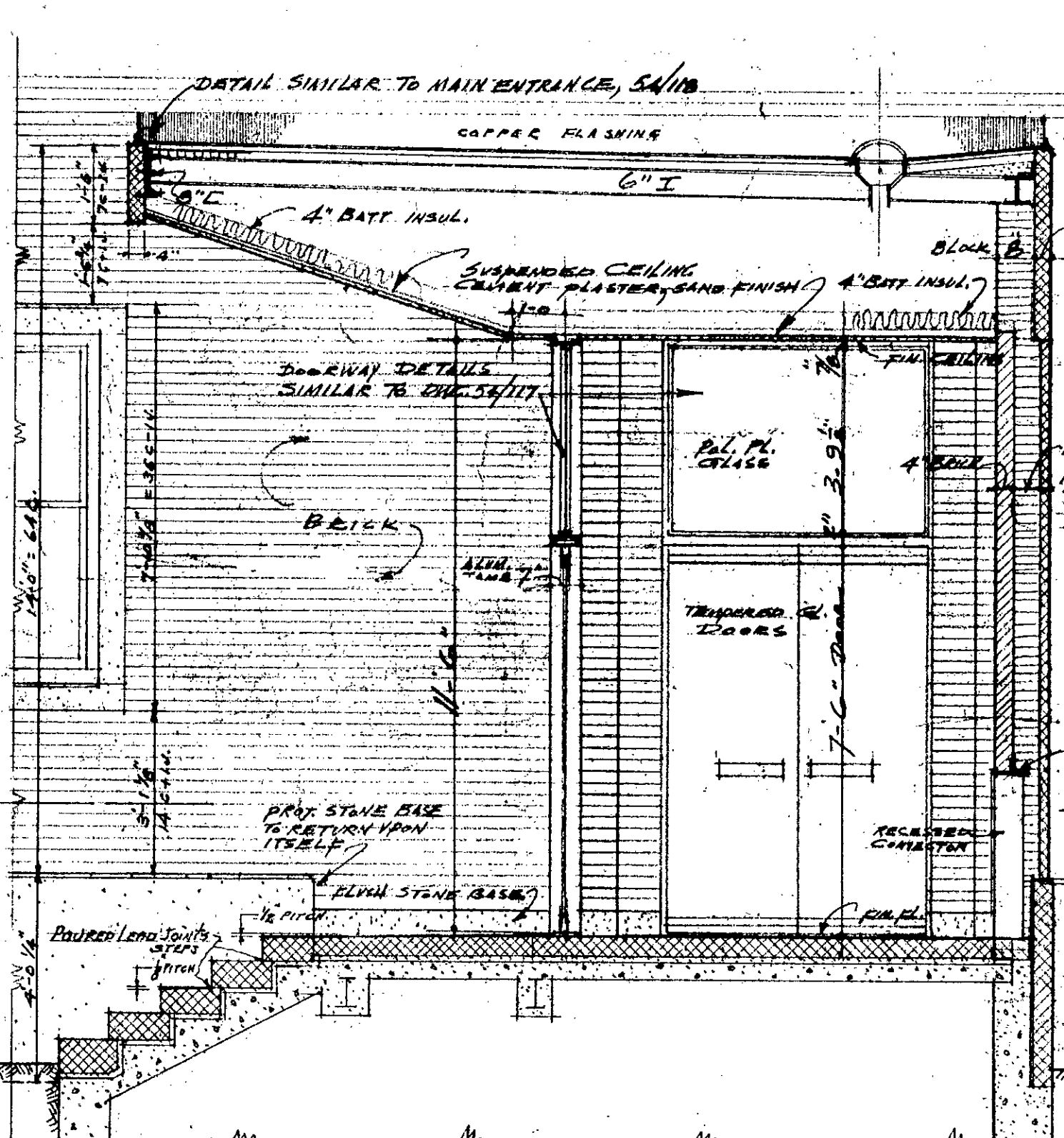

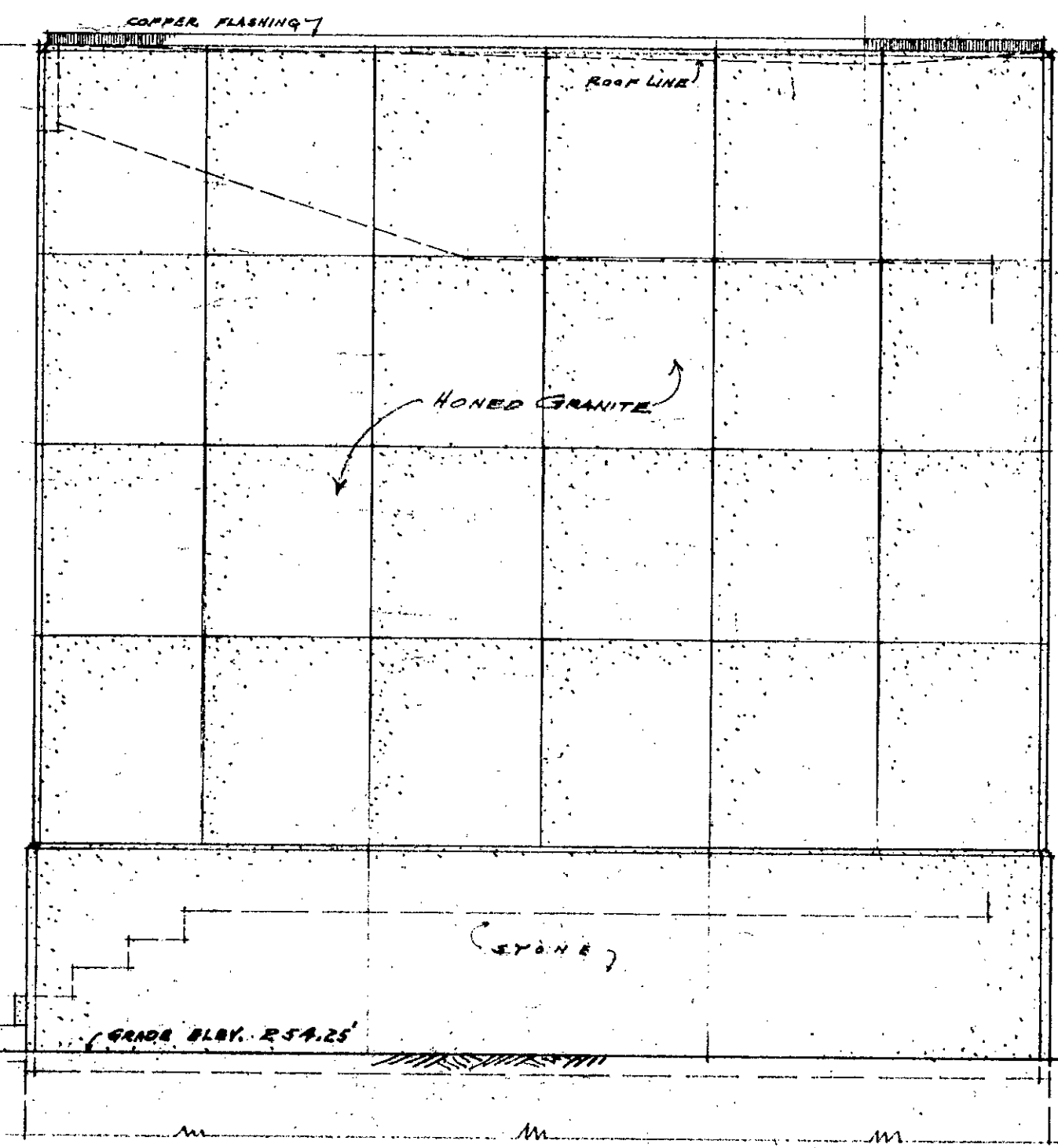
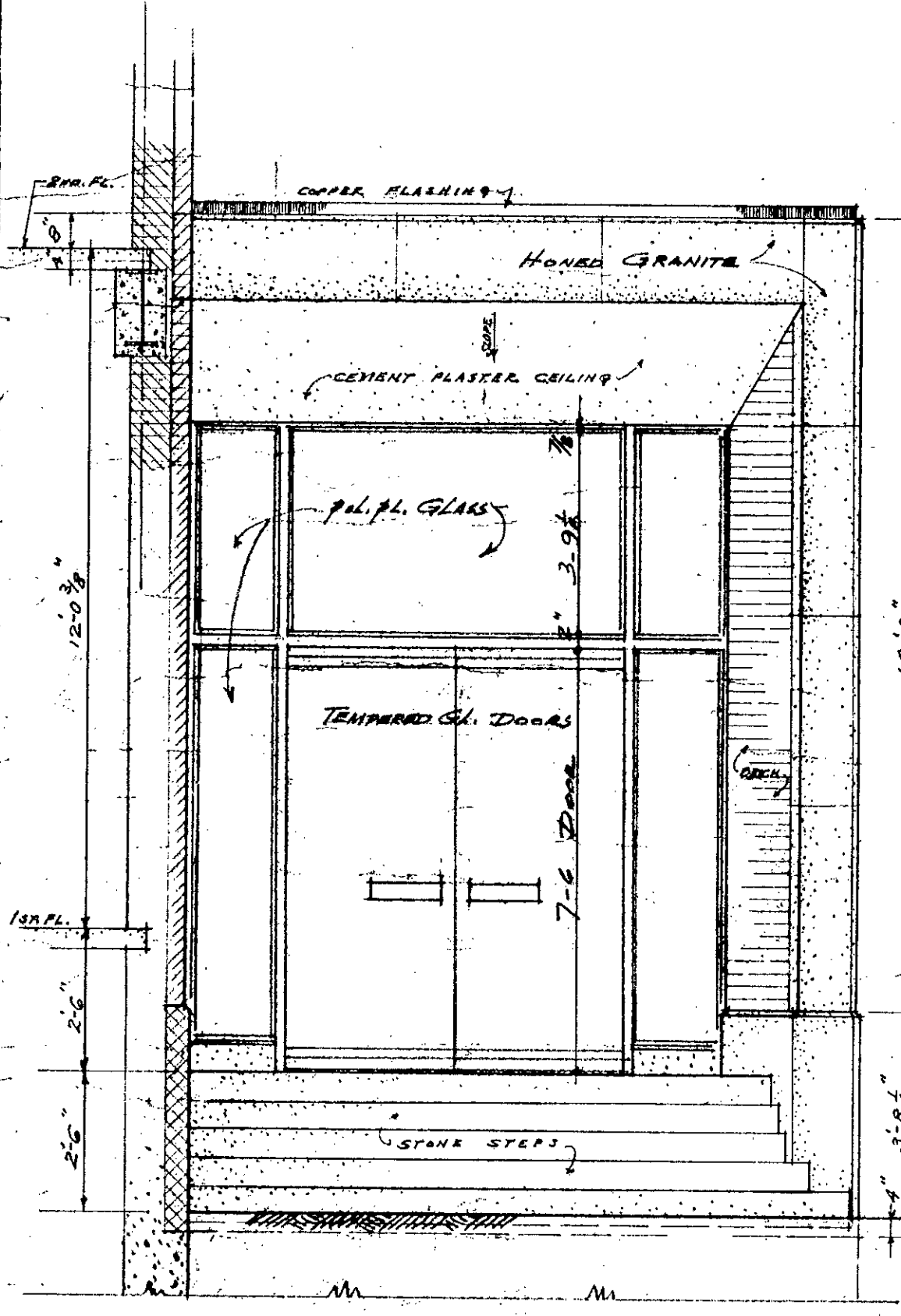
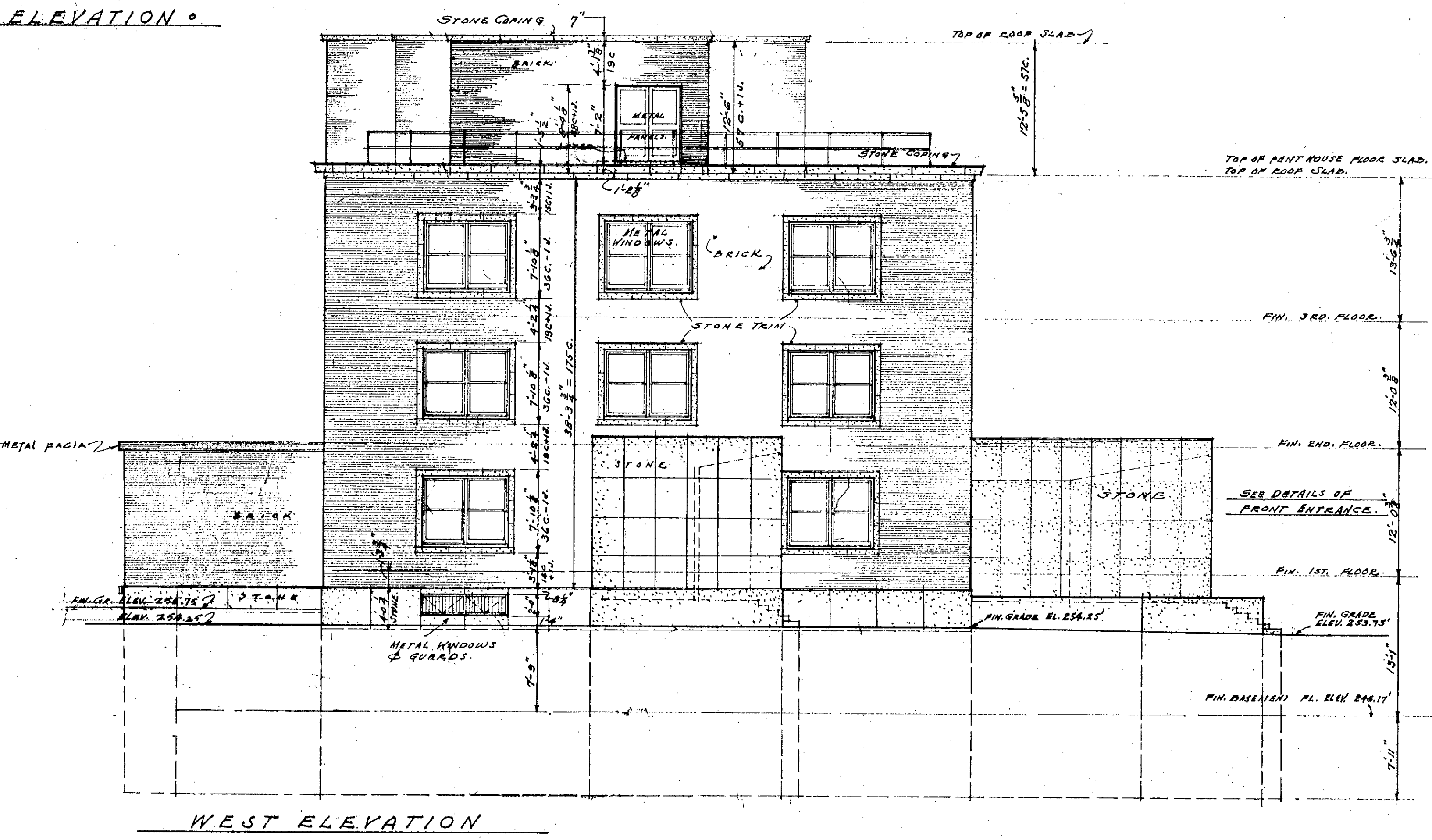
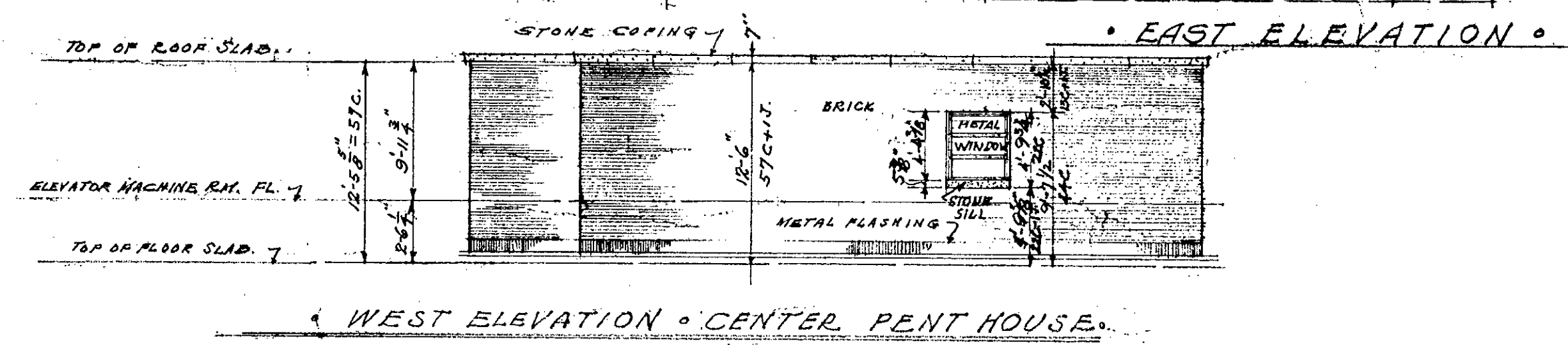
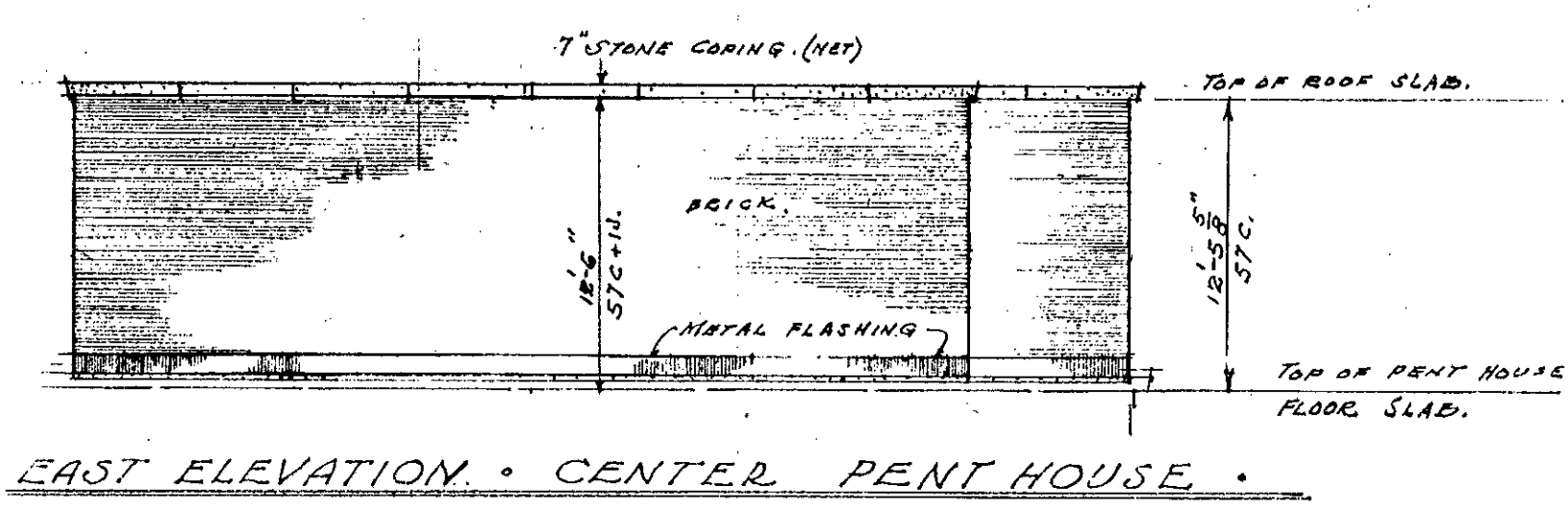
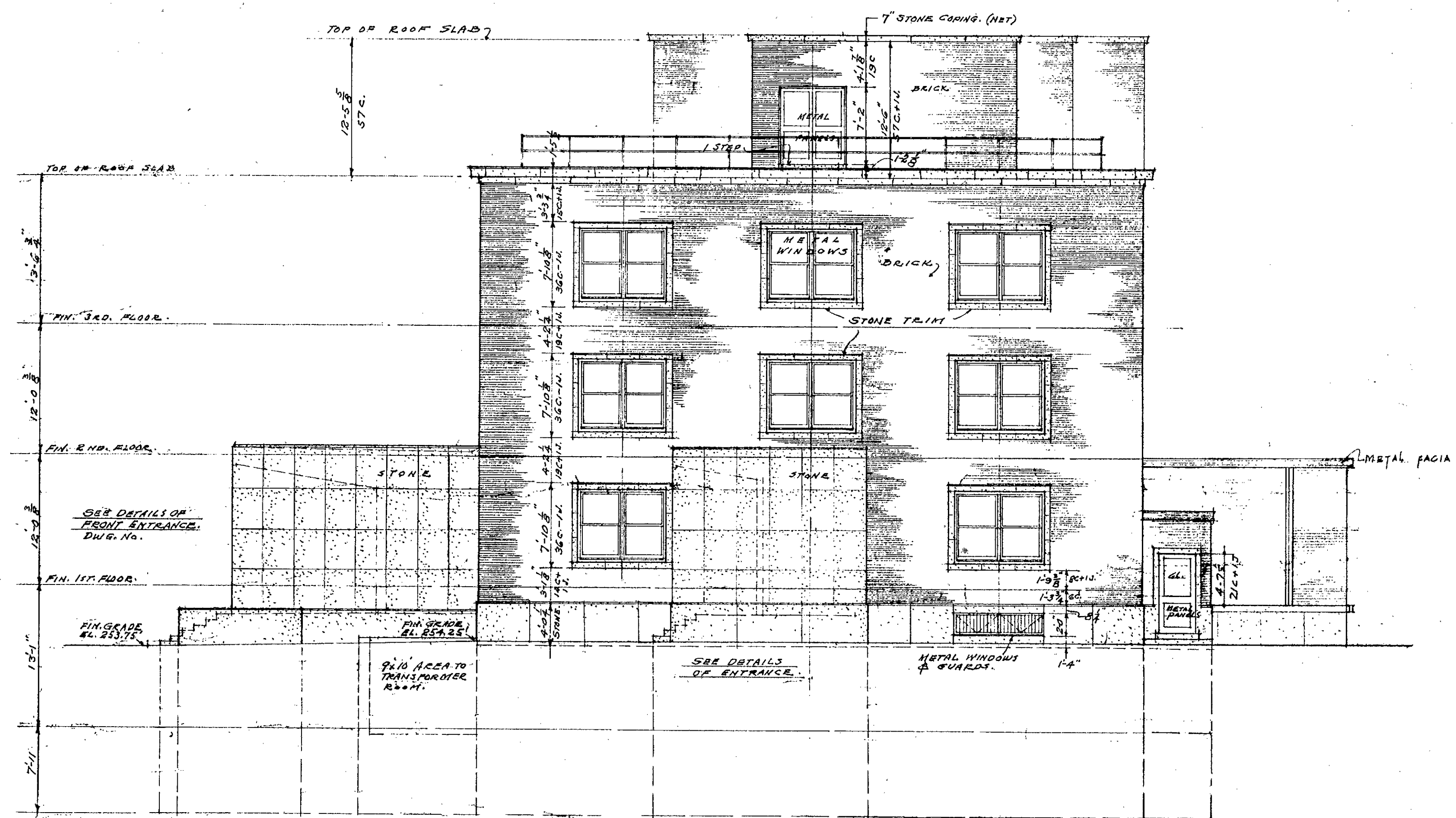


DETAIL 'A'
TYPICAL WALL PLAN
SCALE: 1/2" = 1'-0"

| DEPARTMENT OF CIVIL SERVICE STATE OFFICE BUILDING CAMPUS SITE ALBANY NEW YORK | | |
|---|---------------------------------|----------------------------|
| DRAWN BY R. R. | CONSTRUCTION | PROJECT NO. 12978 |
| TRACED BY R. R. | SUBBASEMENT PLAN AND DETAILS | SPECIFICATION NO. 18861 |
| ENGINEERS CHECKED BY KENNETH G. REYNOLDS & ASSOCIATES ARCHITECTS ALBANY, NEW YORK | | DATE AUG. 9, 1954 |
| STRUCTURAL CHECKED BY PRAEGER-KAVANAGH CONSULTING ENGINEERS NEW YORK, NEW YORK | | SCALE AS NOTED |
| FIELD CHECK BY JOHN A. MAC CORMACK | | DRAWING NO. 54/103 |
| ARCHT. COMMISSIONER OF STANDARDS & PURCHASE STATE OF NEW YORK | | |
| ENGR. DEPARTMENT OF PUBLIC WORKS DIVISION OF CONSTRUCTION BERTRAM D. TALLAM CORNELIUS J. WHITE SUPERINTENDENT STATE ARCHITECT | | |
| APPROVED DATE | AUG 26 1954 | |



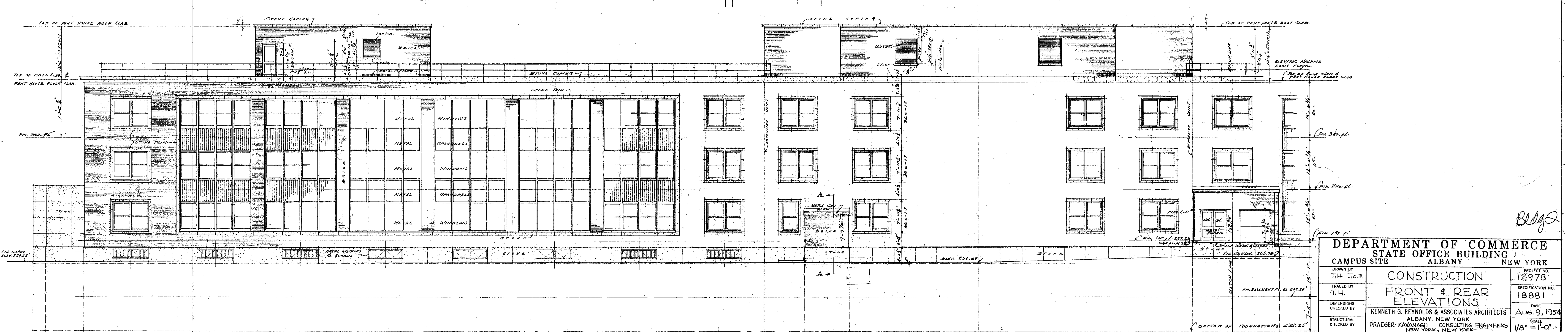
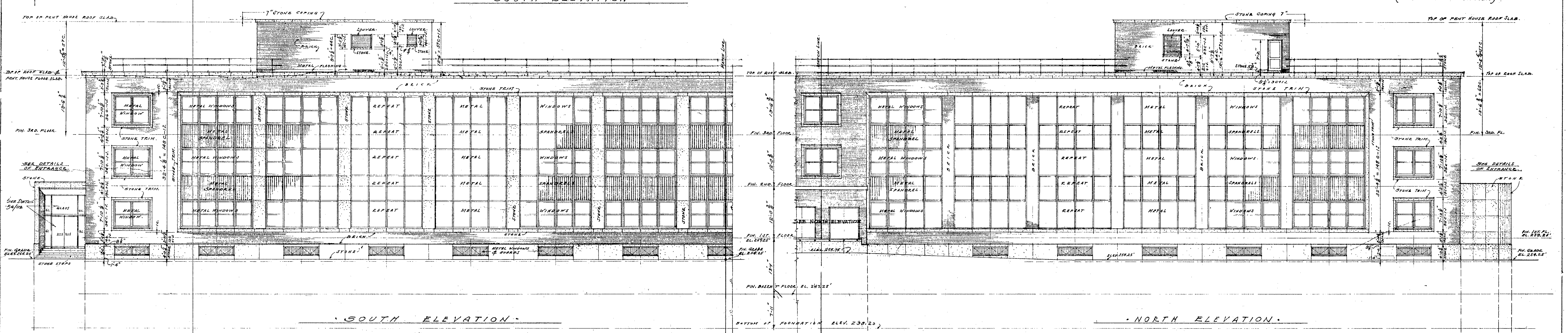
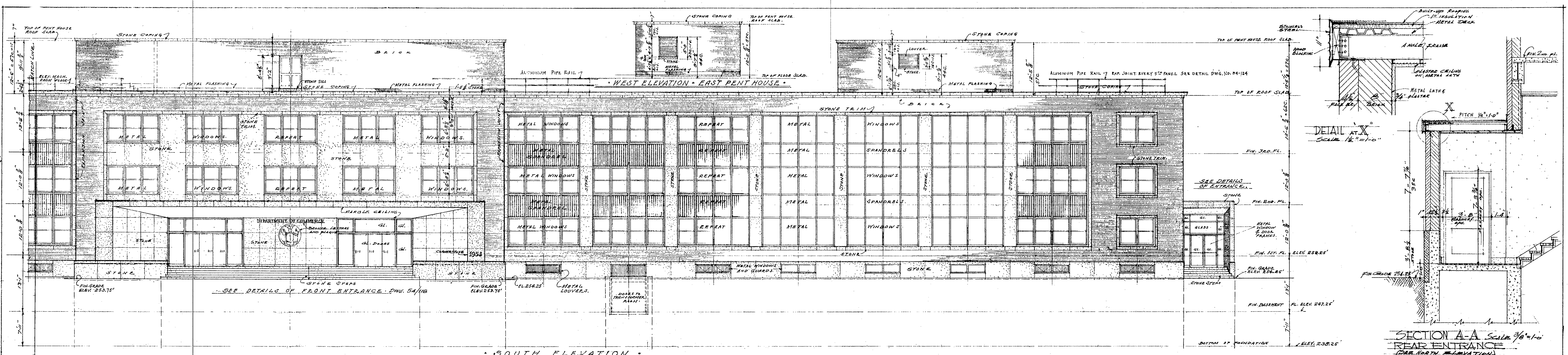
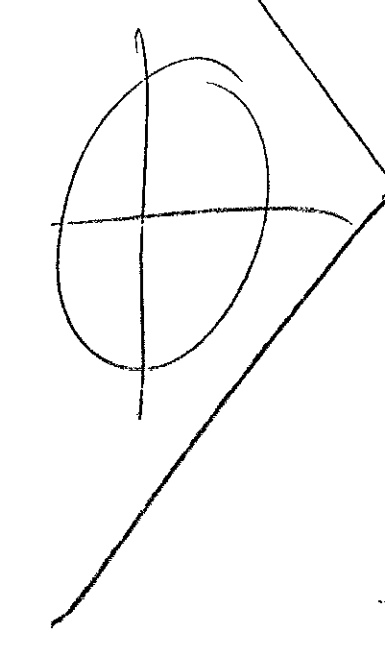
SCANNED
2005




DETAILS OF VESTIBULES AT EAST AND WEST ENDS OF BUILDING
SCALE 3/8" = 1'-0"

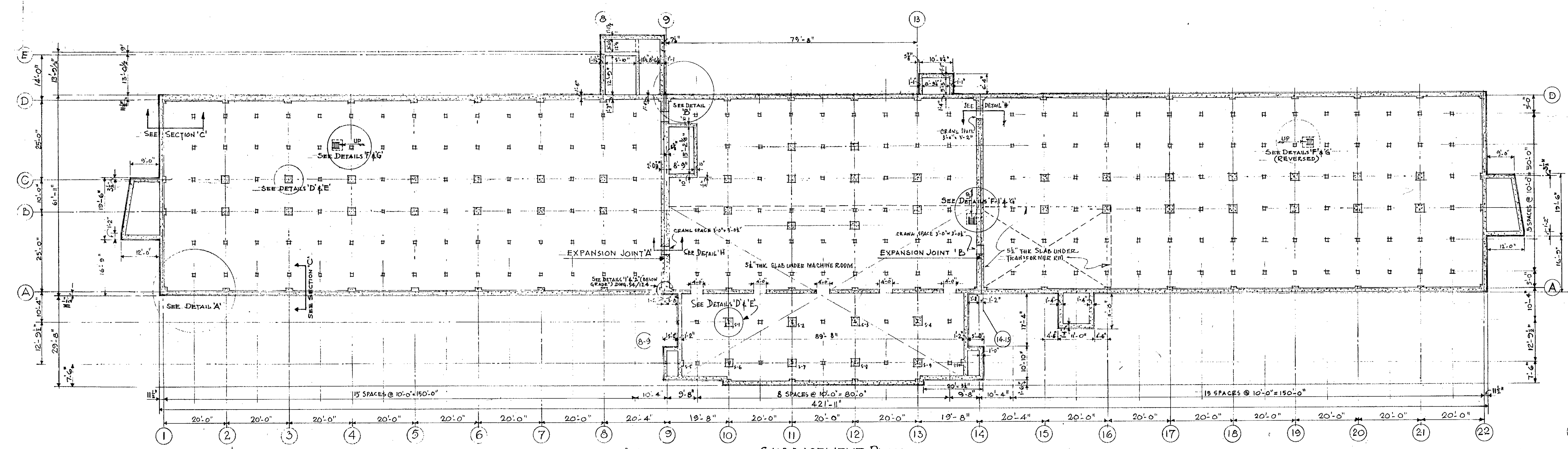
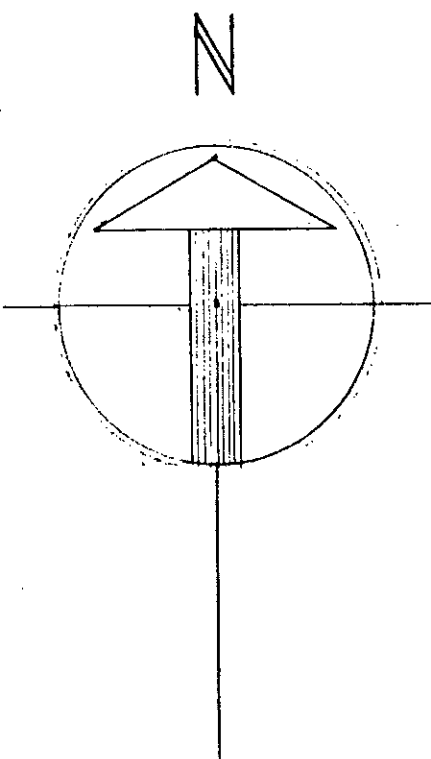
| | | |
|--|--|----------------------------|
| DEPARTMENT OF COMMERCE STATE OFFICE BUILDING CAMPUS SITE ALBANY NEW YORK | | |
| DRAWN BY T.H. 1/28 | CONSTRUCTION | PROJECT NO. 12978 |
| TRACED BY T.H. | END & SIDE ELEVATIONS | SPECIFICATION NO. 18881 |
| CHECKED BY KENNETH G. REYNOLDS & ASSOCIATES ARCHITECTS ALBANY, NEW YORK | | DATE AUGUST 2, 1954 |
| STRUCTURAL CHECKED BY FRANCIS KAVANAGH CONSULTING ENGINEERS NEW YORK, NEW YORK | | SCALE AS NOTED |
| FIELD CHECK BY JOHN A. MAC CORMACK COMMISSIONER OF STANDARDS & PURCHASE | | DRAWING NO. 54/112 |
| APPROVED BY W.H. | DEPARTMENT OF PUBLIC WORKS DIVISION OF CONSTRUCTION | |
| DATE DEC 1 1954 | BLDG.# 2 | 34789 |



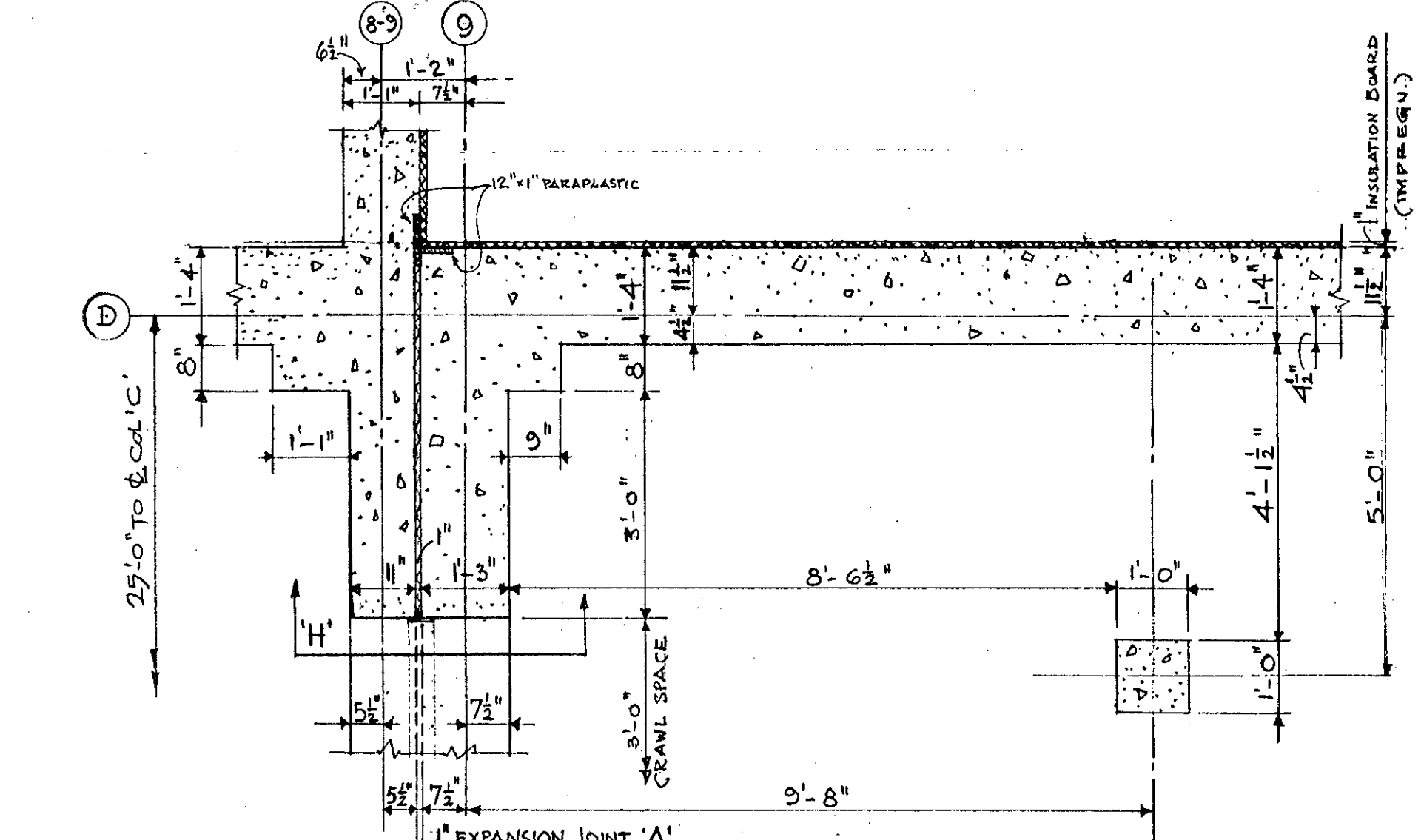


| | | |
|--|--|----------------------------|
| DEPARTMENT OF COMMERCE STATE OFFICE BUILDING CAMPUS SITE ALBANY - NEW YORK | | |
| DRAWN BY T.H. J.C.B. | CONSTRUCTION | PROJECT NO. 12978 |
| TRACED BY T.H. | FRONT & REAR ELEVATIONS | SPECIFICATION NO. 18881 |
| DIRECTIONS CHECKED BY KENNETH G. REYNOLDS & ASSOCIATES ARCHITECTS ALBANY, NEW YORK | | DATE Aug. 9, 1954 |
| STRUCTURAL CHECKED BY PRAEGER-KAVANAGH CONSULTING ENGINEERS NEW YORK, NEW YORK | | SCALE 1/8" = 1'-0" |
| FIELD CHECK BY JOHN A. MAC CORMACK COMMISSIONER OF STANDARDS & PURCHASE STATE OF NEW YORK | | DRAWING NO. 54/111 |
| APPROVED BY [Signature] | DEPARTMENT OF PUBLIC WORKS DIVISION OF CONSTRUCTION | |
| DATE DEC 1 1954 | APPROVED [Signature] | BLK# 2 34797 |

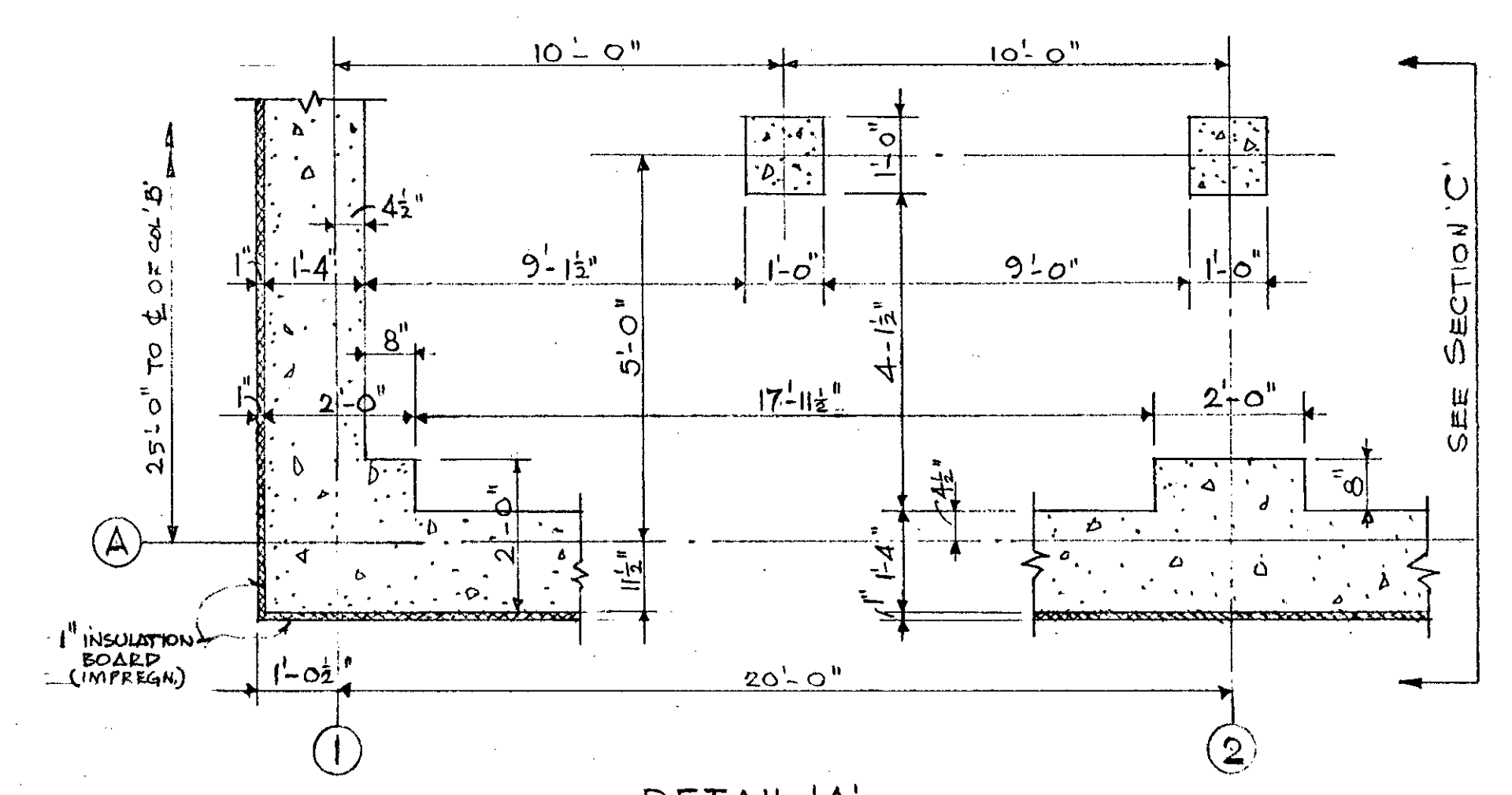




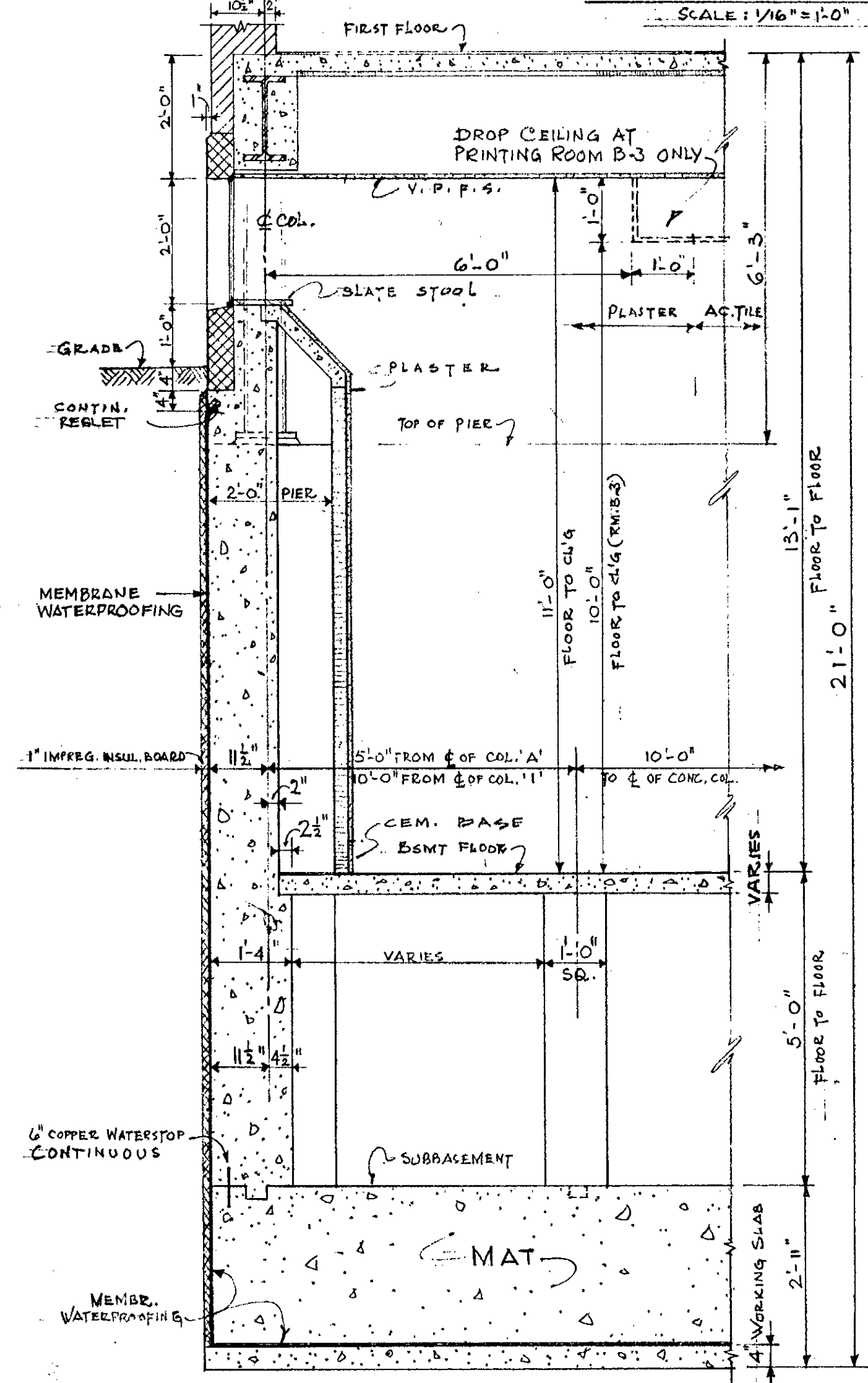
SUBBASEMENT PLAN
SCALE: 1/8" = 1'-0"



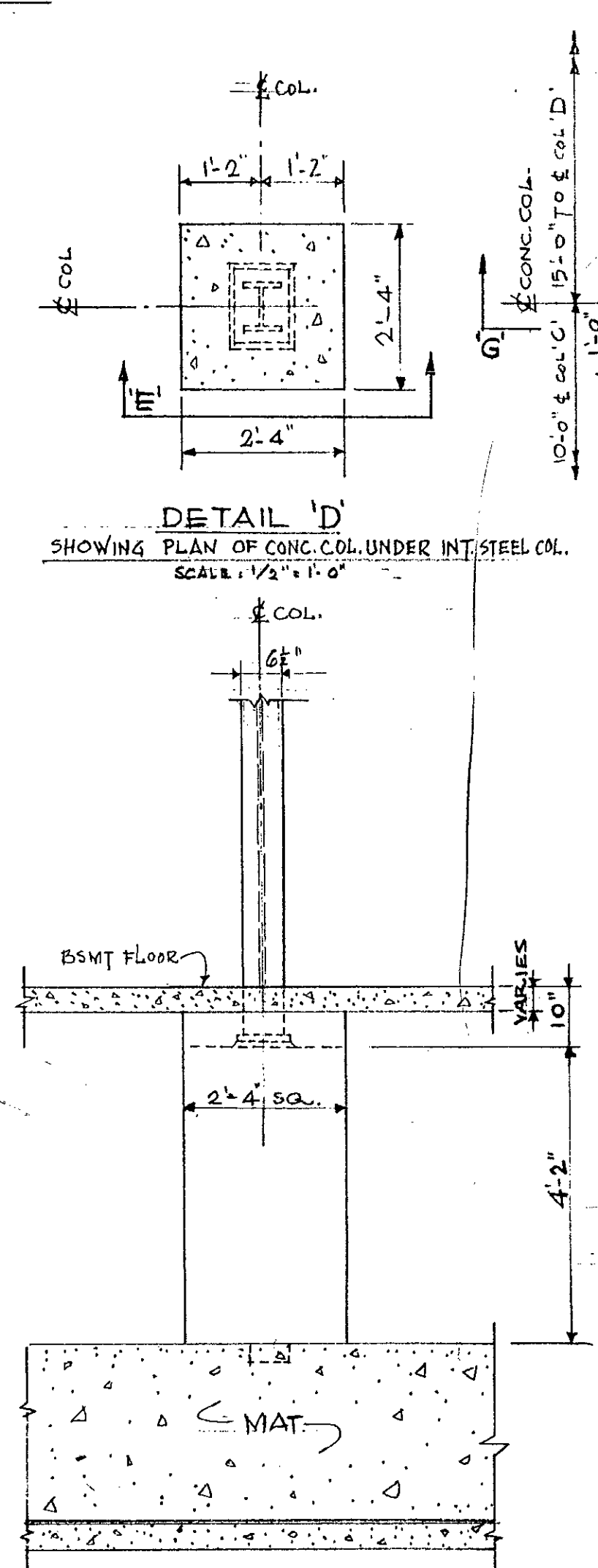
DETAIL 'A'
SHOWING TYPICAL WALL PLAN
SCALE: 1/2" = 1'-0"



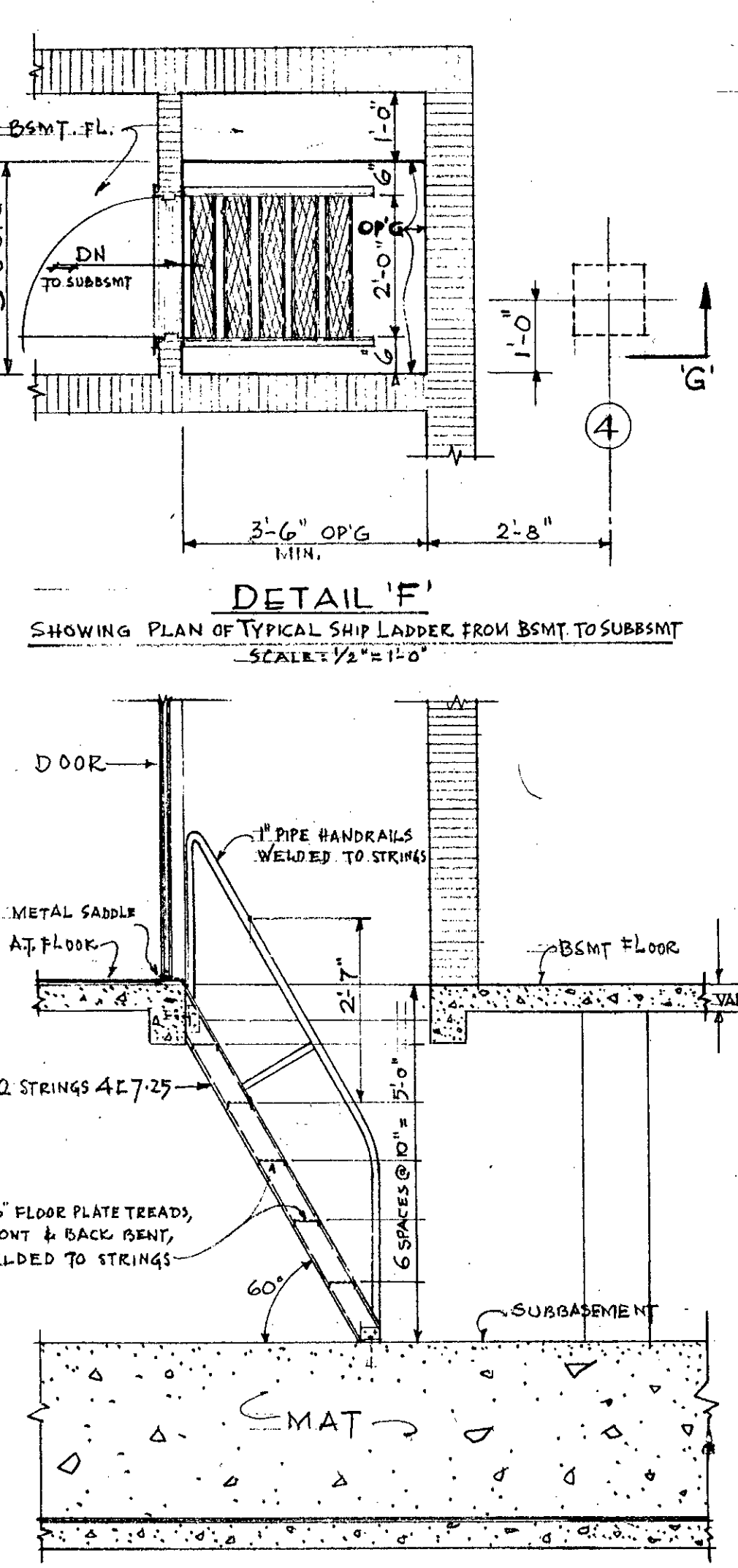
DETAIL 'B'
SHOWING PLAN OF SUBBASEMENT AT EXPANSION JOINT
SCALE: 1/2" = 1'-0"



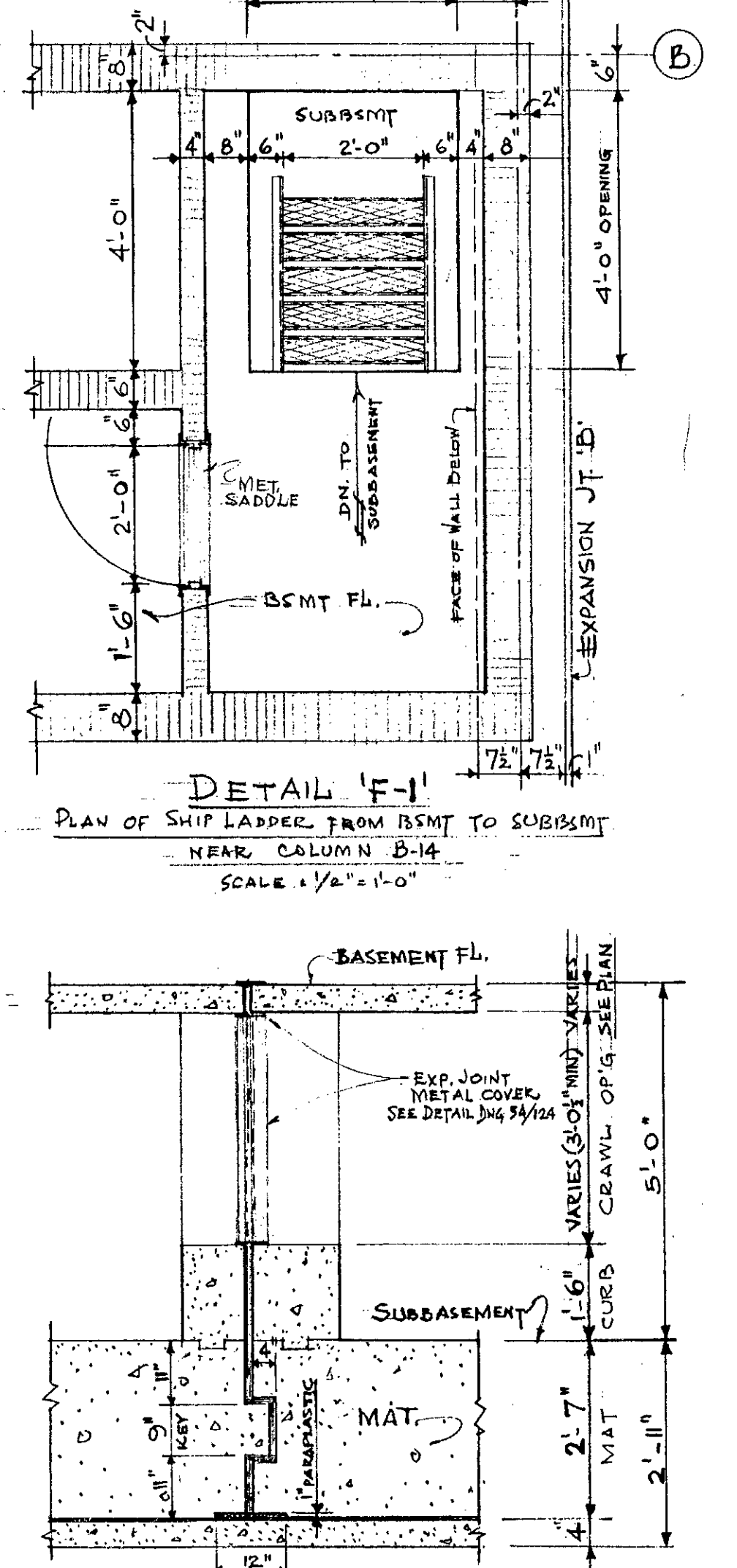
DETAIL 'C'
TYPICAL WALL SECTION
SCALE: 1/2" = 1'-0"



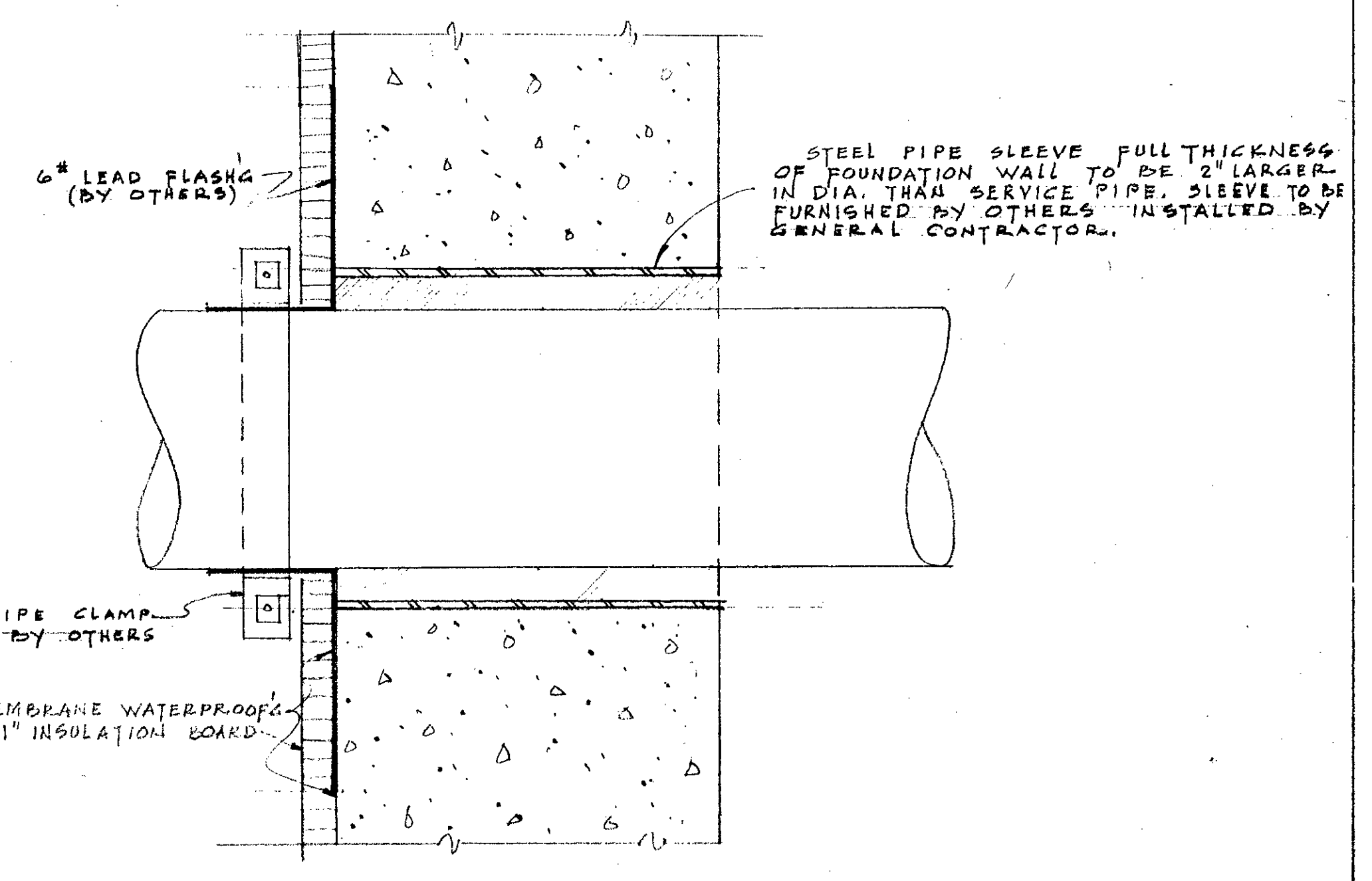
DETAIL 'D'
SHOWING PLAN OF CONC. COL. UNDER INT. STEEL COL.
SCALE: 1/2" = 1'-0"



DETAIL 'E'
TYPICAL SECTION THRU SHIP LADDER
SCALE: 1/2" = 1'-0"




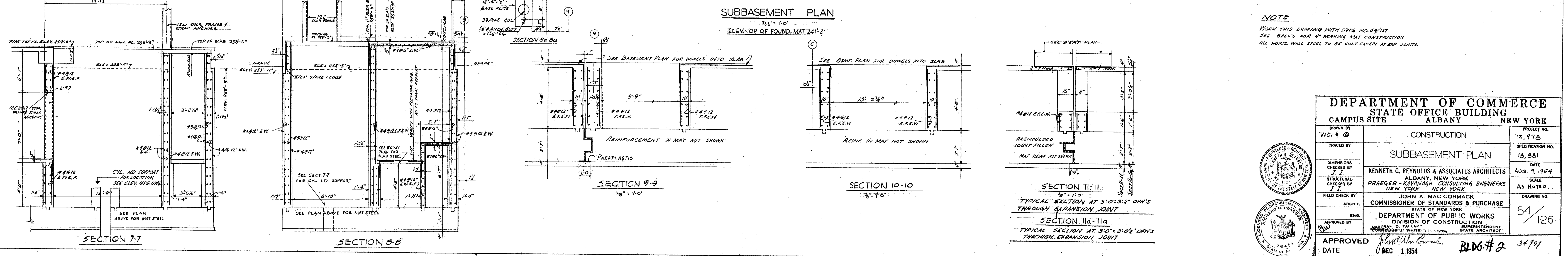
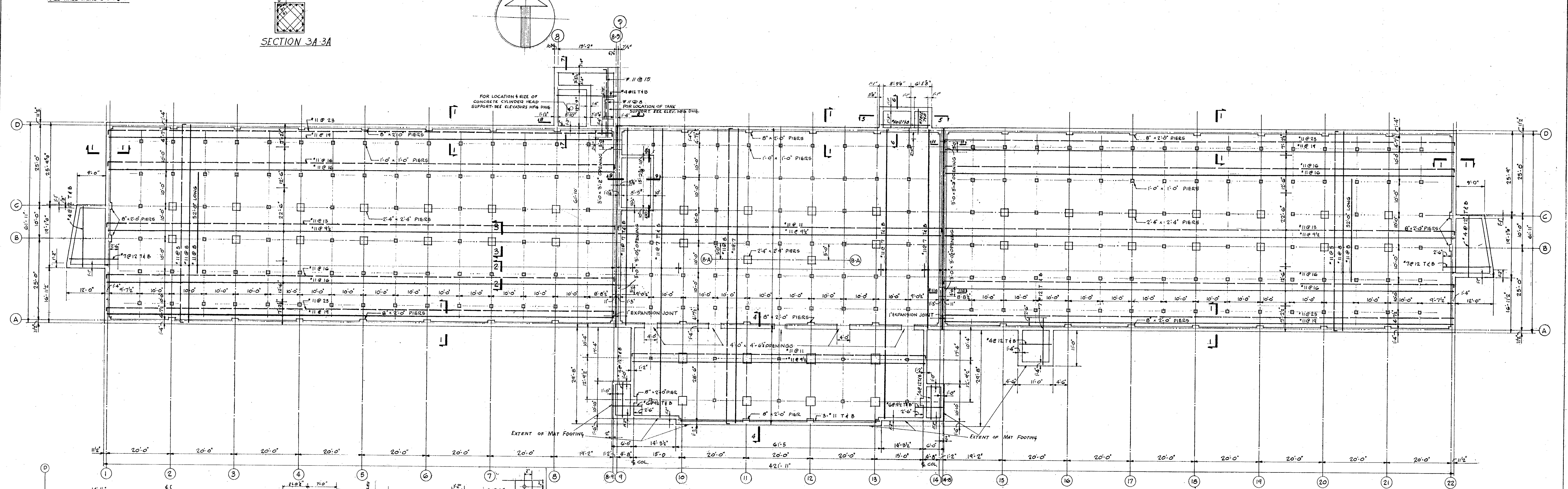
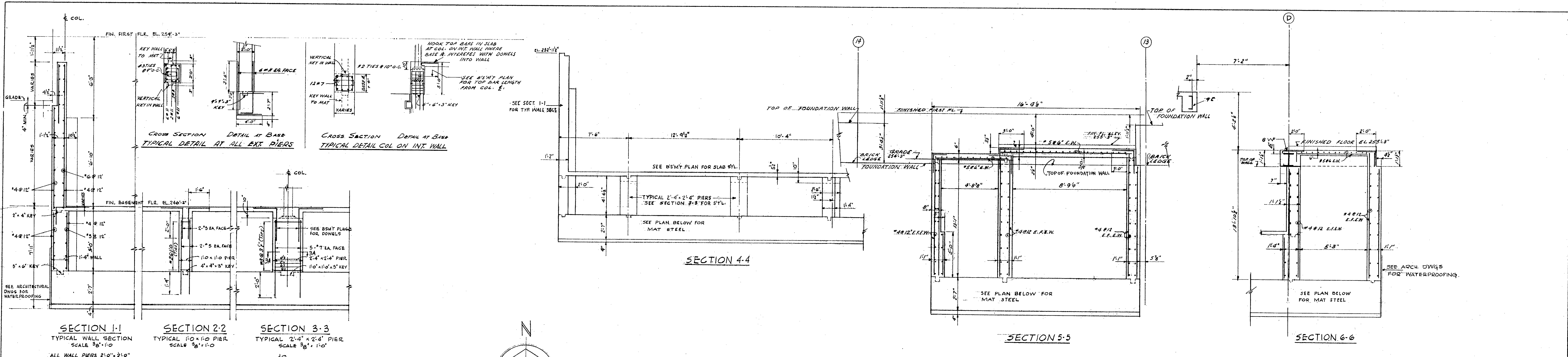
DETAIL 'F'
TYPICAL SECTION AT EXPANSION JOINT THRU CRAN. SPACE
SCALE: 1/2" = 1'-0"



DETAIL OF WATERPROOFING SEAL (NO SCALE)
TYPICAL FOR ALL PIPES PASSING THRU EXTERIOR WALL
APPROX. 33 SLEEVES EACH BLDG.

| | | |
|--|--|----------------------------|
| DEPARTMENT OF COMMERCE STATE OFFICE BUILDING CAMPUS SITE ALBANY NEW YORK | | |
| DRAWN BY R.R. | CONSTRUCTION | PROJECT NO. 12978 |
| TRACED BY R.R. | SUB-BASEMENT PLAN | REGISTRATION NO. 18881 |
| DR. COL. CHS. CHECKED BY | KENNETH G. REYNOLDS & ASSOCIATES ARCHITECTS ALBANY, NEW YORK | DATE AUGUST 9, 1954 |
| STRUCTURAL CHECKED BY | PRAECER-KAVANAGH CONSULTING ENGINEERS NEW YORK, NEW YORK | SCALE AS NOTED |
| FIELD CHECK BY ARCHT. | JOHN A. MAC CORMACK COMMISSIONER OF STANDARDS & PURCHASE STATE OF NEW YORK | DRAWING NO. 54/103 |
| APPROVED BY CWJ | DEPARTMENT OF PUBLIC WORKS DIVISION OF CONSTRUCTION | APPROVED BY [Signature] |
| APPROVED DATE DEC 1 1954 | | BLDG# 2 34439 |





NOTE
WORK THIS DRAWING WITH DWG. NO. 24/12
SEE SPEC'S FOR WORKING MAT CONSTRUCTION
ALL HOOR. WALL STEEL TO BE CONT. EXCEPT AT EXP. JOINTS.

| | | |
|---|--|-----------------------------|
| DEPARTMENT OF COMMERCE STATE OFFICE BUILDING CAMPUS SITE ALBANY NEW YORK | | |
| DRAWN BY W.C. & P. | CONSTRUCTION | PROJECT NO. 12,978 |
| TRACED BY J. J. | SUBBASEMENT PLAN | SPECIFICATION NO. 18,851 |
| DIMENSIONS CHECKED BY J. J. | KENNETH G. REYNOLDS & ASSOCIATES ARCHITECTS ALBANY, NEW YORK | DATE Aug. 7, 1954 |
| STRUCTURAL CHECKED BY J. J. | PRAEGER-KAVANAGH CONSULTING ENGINEERS NEW YORK, NEW YORK | SCALE AS NOTED |
| FIELD CHECK BY JOHN A. MAC CORMACK | COMMISSIONER OF STANDARDS & PURCHASE | DRAWING NO. 54/126 |
| APPROVED DATE | JOHN A. MAC CORMACK DIVISION OF CONSTRUCTION SUPERINTENDENT STATE ARCHITECT | BLDG. # 2 3/1/54 |