

PROJECT TITLE
 PROJECT SUBTITLE
 PROJECT STREET ADDRESS
 PROJECT CITY, STATE, ZIP

PROJECT NAME


PHASE SUBMISSION

INSERT CLIENT LOGO on LAYER "G-LOGO-CLNT" INTO CENTER OF SQUARE, ADJUST SIZE TO FIT TO THIS SHAPE, EITHER HORIZONTALLY, VERTICALLY OR BOTH.



CLIENT NAME-L1
 CLIENT NAME-L2
 CLIENT STREET ADDRESS
 CLIENT CITY, STATE, ZIP


PROVIDE STAMPS/SIGNATURES FOR ALL CONSULTANTS/SUB-CONSULTANTS ON 100% SUBMISSION AND BID DOCUMENTS. DELETE/CONDENSE AS NEEDED.



ARCHITECT:




CONSULTANT NAME
 STREET ADDRESS
 CITY, STATE, ZIP
 PHONE #



MECHANICAL ENGINEER:




CONSULTANT NAME
 STREET ADDRESS
 CITY, STATE, ZIP
 PHONE #



ELECTRICAL ENGINEER:




CONSULTANT NAME
 STREET ADDRESS
 CITY, STATE, ZIP
 PHONE #



PLUMBING ENGINEER:




CONSULTANT NAME
 STREET ADDRESS
 CITY, STATE, ZIP
 PHONE #




SUB-CONSULTANT:




CONSULTANT NAME
 STREET ADDRESS
 CITY, STATE, ZIP
 PHONE #



SUB-CONSULTANT:



CONSULTANT NAME
 STREET ADDRESS
 CITY, STATE, ZIP
 PHONE #



SUB-CONSULTANT:



CONSULTANT NAME
 STREET ADDRESS
 CITY, STATE, ZIP
 PHONE #

USE AS NECESSARY, CHANGE USED TO PROPER LAYER (TEXT and LOGO to G-TTLB-ANNO-CONS; CENTER USED TO CENTERLINE OF PROJECT TITLE FIELD.

LIST of DRAWINGS

T-1 TITLE SHEET

ARCHITECTURE:

- A-X DRAWING NAME
- A-X DRAWING NAME
- A-X DRAWING NAME
- A-X DRAWING NAME
- A-X DRAWING NAME
- A-X DRAWING NAME

MECHANICAL:

- M-X DRAWING NAME
- M-X DRAWING NAME

ELECTRICAL:

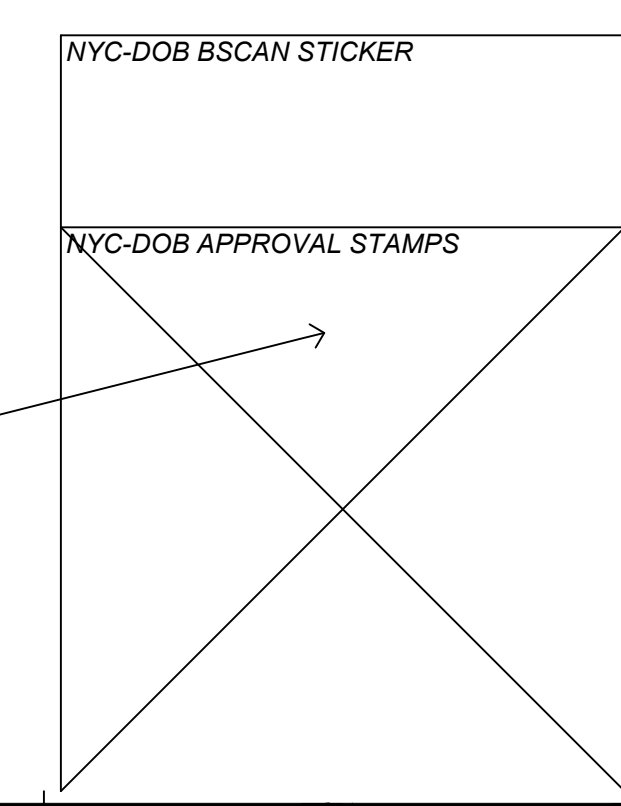
- E-X DRAWING NAME
- E-X DRAWING NAME

PLUMBING:

- P-X DRAWING NAME
- P-X DRAWING NAME

LOCATION PLAN

SITE PLAN



FOR NEW YORK CITY PROJECTS SUBMITTING TO NYC-DEPARTMENT OF BUILDINGS, TURN ON "G-TTLB-ANNO-NYC" LAYER AND USE. FOR ALL OTHER PROJECTS, TURN OFF LAYER.

PROJECT NAME
PROJECT TITLE
 PROJECT SUBTITLE
 PHASE SUBMISSION
 Date: ##/##/20##
 DASNY Project No: #####9999
 Drawing 1 of ###