



# Procurement Contract Annual Report

For the Period  
Commencing April 1, 2012 and Ending March 31, 2013

June 26, 2013



**Procurement Contract Annual Report**  
**For the Period Commencing**  
**April 1, 2012 and Ending March 31,2013**  
**Executive Summary**  
**Table of Contents**

	<b>Pages</b>
<b>Section I—Awards</b>	
<b>Construction Services Awards</b>	
Introduction.....	1
Highlights.....	2
Awards to New York State Vendors.....	3
<b>Section I—Awards—Construction Services.....</b>	<b>4</b>
<b>Professional Services.....</b>	<b>4</b>
Professional Services Contracts .....	4
Term Contracting Program.....	7
<b>Construction.....</b>	<b>8</b>
Construction Contracts .....	8
Job Order Contracts (JOC) .....	13
<b>Purchasing.....</b>	<b>14</b>
Purchase Orders.....	14
Term Purchase Orders .....	18
<b>Minority and Women Owned Business Enterprises.....</b>	<b>19</b>
Professional Services Contracts .....	20
Term Contracting Program.....	21
Construction Contracts .....	23
Job Order Contracts (JOC) .....	25
Purchase Orders.....	26
Term Purchase Orders .....	28
<b>Section II—Expenditures .....</b>	<b>29</b>
<b>Public Finance and Financial Services .....</b>	<b>29</b>
<b>Counsel’s Office.....</b>	<b>34</b>
<b>Administration and Operations Services .....</b>	<b>38</b>
<b>Compact Disc—Vendor Transaction Details/Vendor Addresses .....</b>	
<b>APPENDICES – CONSTRUCTION SERVICES 2013 AWARD DETAIL.....</b>	
APPENDIX A – PROFESSIONAL SERVICES CONTRACTS.....	A1
APPENDIX B – CONSTRUCTION CONTRACTS .....	B1
APPENDIX C – PURCHASE ORDERS .....	C1

**Procurement Contract Annual Report**  
**For the Period Commencing**  
**April 1, 2012 and Ending March 31,2013**  
**Executive Summary**  
**Index of Tables**

<b>Professional Services.....</b>	<b>4</b>
<b>Professional Services Contracts .....</b>	<b>4</b>
Table 1: Dollar Value & Number of Professional Service Contracts Awarded by Type of Service .....	4
Table 2: Dollar Value & Number of Professional Service Contracts Awarded by Program.....	5
Table 3: 2012 Professional Services Contractors Awarded Contracts Totaling Over \$1 Million.....	6
Table 4: 2013 Professional Services Contractors Awarded Contracts Totaling Over \$1 Million.....	6
<b>Professional Services—Term Contracts.....</b>	<b>7</b>
Table 5: Summary of Term Contact Program.....	7
<b>Construction .....</b>	<b>8</b>
<b>Construction Contracts.....</b>	<b>8</b>
Table 6: Dollar Value & Number of Construction Contacts Awarded by Type of Service .....	9
Table 7: Dollar Value & Number of Construction Contracts Awarded by Program .....	10
Table 8: 2012 Construction Contractors Awarded Contracts Totaling Over \$3 Million.....	11
Table 9: 2013 Construction Contractors Awarded Contracts Totaling Over \$3 Million.....	12
<b>Construction Contracts—Job Order Contracts (JOC).....</b>	<b>13</b>
Table 10: Summary of JOC Program .....	13
<b>Purchasing .....</b>	<b>14</b>
<b>Purchase Orders.....</b>	<b>14</b>
Table 11: Dollar Value & Number of Purchase Orders Awarded by Type of Service .....	14
Table 12: Dollar Value & Number of Purchase Orders Awarded by Program .....	15
Table 13: 2012 20 Vendors Awarded the Largest Total Dollar Value of Purchase Orders.....	16
Table 14: 2013 20 Vendors Awarded the Largest Total Dollar Value of Purchase Orders.....	17
<b>Purchase Orders—Term Purchase Orders .....</b>	<b>18</b>
Table 15: Summary of Term Purchase Order Program .....	18
<b>Minority And Women Owned Business Enterprises .....</b>	<b>19</b>
Table 16: Dollar Value & Number of Total MWBE Awards .....	19

**Procurement Contract Annual Report  
For the Period Commencing  
April 1, 2012 and Ending March 31,2013**

**Executive Summary**

**Index of Tables**

<b>MWBE—Professional Services Contracts.....</b>	<b>20</b>
Table 17: Dollar Value & Number of MWBE Professional Service Contracts Awarded .....	20
Table 18: 2012 MWBE Professional Service Contractors Awarded Contracts Totaling Over \$500 Thousand .....	20
Table 19: 2013 MWBE Professional Service Contractors Awarded Contracts Totaling Over \$500 Thousand .....	20
<b>MWBE—Professional Services—Term Contracts .....</b>	<b>21</b>
Table 20: 2012 MWBE Term Contractors with Total Outstanding Contracts in Excess of \$500 Thousand .....	21
Table 21: 2013 MWBE Term Contractors with Total Outstanding Contracts in Excess of \$500 Thousand .....	22
<b>MWBE—Construction Contracts .....</b>	<b>23</b>
Table 22: Dollar Value & Number of MWBE Construction Contracts Awarded .....	23
Table 23: 2012 MWBE Construction Contractors Awarded Contracts Totaling Over \$500 Thousand .....	23
Table 24: 2013 MWBE Construction Contractors Awarded Contracts Totaling Over \$500 Thousand .....	24
<b>MWBE—Construction Contracts—Job Order Contracts (JOC) .....</b>	<b>25</b>
Table 25: 2012 MWBE JOC Contractors with Total Outstanding Contracts in Excess of \$500 Thousand .....	25
Table 26: 2013 MWBE JOC Contractors with Total Outstanding Contracts in Excess of \$500 Thousand .....	25
<b>MWBE—Purchase Orders .....</b>	<b>26</b>
Table 27: Dollar Value & Number of MWBE Purchase Orders Awarded.....	26
Table 28: 2012 MWBE Vendors Awarded Purchase Orders Totaling Over \$250 Thousand .....	26
Table 29: 2013 MWBE Vendors Awarded Purchase Orders Totaling Over \$250 Thousand .....	26
<b>MWBE—Purchase Orders—Term Purchase Orders.....</b>	<b>27</b>
Table 30: 2012 MWBE Term Purchase Orders Vendors with Total Outstanding Purchase Orders in Excess of \$250 Thousand.....	27
Table 31: 2013 MWBE Term Purchase Order Vendors with Total Outstanding Purchase Orders in Excess of \$100 Thousand.....	27

**Procurement Contract Annual Report**  
**For the Period Commencing**  
**April 1, 2012 and Ending March 31,2013**  
**Executive Summary**  
**Index of Tables**

**Section II**

**Expenditures**

<b>Public Finance and Financial Services .....</b>	<b>28</b>
Table 32: Summary of 2012 Expenditures—Public Finance and Financial Services .....	28
Table 33: Summary of 2013 Expenditures—Public Finance and Financial Services .....	28
Table 34: Summary of Major Expenditures .....	29
Table 35: 2012 Underwriting/Remarketing and Mortgage Banking—Expenditures Over \$1 Million .....	30
Table 36: 2013 Underwriting/Remarketing and Mortgage Banking—Expenditures Over \$1 Million .....	30
Table 37: 2012 Credit Enhancement—Expenditures Over \$1 Million .....	31
Table 38: 2013 Credit Enhancement—Expenditures Over \$1 Million .....	31
Table 39: Summary of 2012 Underwriting Fees by Type of Client .....	32
Table 40: Summary of 2013 Underwriting Fees by Type of Client .....	32
<b>Counsel’s Office.....</b>	<b>33</b>
Table 41: Summary of 2012 Expenditures—Counsel’s Office .....	33
Table 42: Summary of 2013 Expenditures—Counsel’s Office .....	33
Table 43: Summary of Major Expenditures .....	34
Table 44: 2012 Ten Highest Paid Legal Firms .....	35
Table 45: 2013 Ten Highest Paid Legal Firms .....	35
Table 46: 2012 Title Expenditures .....	36
Table 47: 2013 Title Expenditures .....	36
<b>Administration and Operations Services .....</b>	<b>37</b>
Table 48: Summary of 2012 Expenditures by Category.....	37
Table 49: Summary of 2013 Expenditures by Category.....	38
Table 50: Summary of Major Expenditures .....	39
Table 51: 2012 Vendors Over \$100,000—Other .....	40
Table 52: 2013 Vendors Over \$100,000—Other .....	41

## INTRODUCTION

Section 2879 of the Public Authorities Law requires the Dormitory Authority to prepare and submit the Authority's Procurement Contract Annual Report (the "Report") for Board consideration annually.

The Report lists detailed information on all Authority contracts open on April 1, 2012 and those opened during the period commencing April 1, 2012 and ending March 31, 2013. The Report also includes the Authority's Procurement Policy and Procurement Contract Guidelines.

The Report includes all purchases made by the Dormitory Authority by contract, purchase order or other written agreement, with a value of \$5,000 or more. The Report also includes payments in excess of \$5,000 made by the Authority to vendors selected by customers, where the Authority does not directly hold a contract. Examples include closing costs associated with financings and paid directly to a vendor from bond proceeds, such as title insurance and institution counsel. The Report excludes certain non-contractual obligations of the Authority, including reimbursement of expenses paid to private institutions, grants, insurance settlements, fees paid to state regulatory agencies, land purchases, payroll and fringe benefits, and items under \$5,000.

This Executive Summary combines and analyzes the Report's data in four broad areas: Construction Services, Public Finance and Financial Services, Counsel's Office, and Administration and Operations Services. In addition, due to the large volume of data related to Construction Services, we have added an Appendix to this Executive Summary which details all awards made during the year for professional service contracts, construction contracts, and purchase orders.

This Executive Summary analyzes summary award and expenditure data and includes comparative information to the 2012 and 2013 fiscal years. The fiscal years ending March 31, 2012 and 2013 are referred to as 2012 and 2013, respectively, within the Executive Summary.

### SECTION I – CONSTRUCTION SERVICES AWARDS

#### ◆ PROFESSIONAL SERVICE

- PROFESSIONAL SERVICE CONTRACTS
- TERM CONTRACTS

#### ◆ CONSTRUCTION

- CONSTRUCTION CONTRACTS
- JOB ORDERING CONTRACTS (JOC)

#### ◆ PURCHASING

- PURCHASE ORDERS
- TERM PURCHASE ORDERS

#### ◆ MINORITY AND WOMEN OWNED BUSINESS ENTERPRISES

- PROFESSIONAL SERVICES CONTRACTS
- TERM CONTRACTS
- CONSTRUCTION CONTRACTS
- JOB ORDERING CONTRACTS (JOC)
- PURCHASE ORDERS
- TERM PURCHASE ORDERS

### SECTION II – EXPENDITURES

#### ◆ PUBLIC FINANCE AND FINANCIAL SERVICES

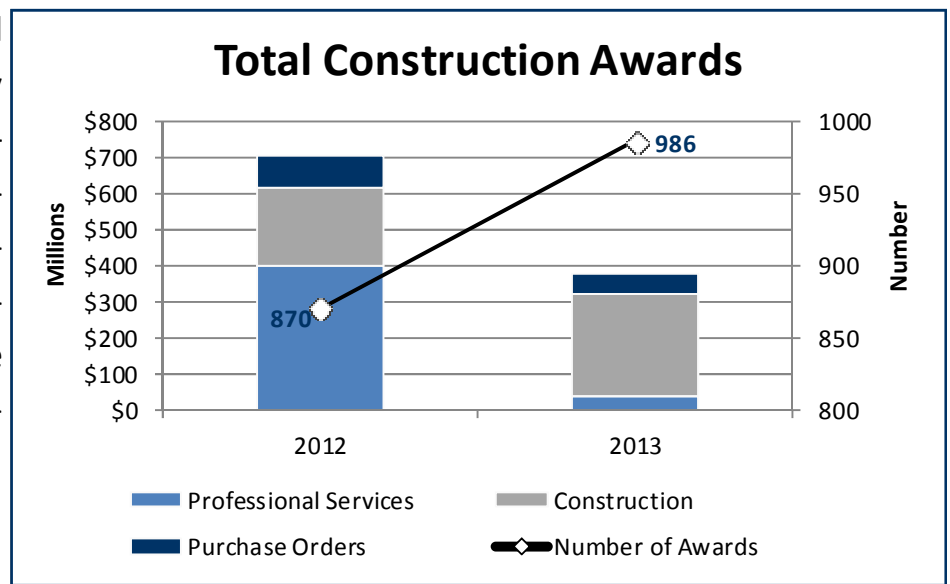
#### ◆ COUNSEL'S OFFICE

#### ◆ ADMINISTRATION & OPERATIONS SERVICES

**HIGHLIGHTS**  
**SECTION I – AWARDS**  
**CONSTRUCTION SERVICES**

Section I presents information on Construction Services awards. Professional Service Contracts, Construction Contracts, and Purchase Order awards are analyzed in total and by document type. Job Order Contracts, Term Contracts, and Term Purchase Orders are analyzed by the amount of outstanding contracts.

The following chart and three tables provide an analysis of construction services awards. From 2012 to 2013, the total dollar value of awards decreased by \$323.4 million, or 46 percent, while the overall number of awards increased by 13 percent. There was a significant decrease in the dollar value for both Professional Services and Purchase Orders Services. For 2013 the dollar value awarded to New York State Vendors was 87 percent.



**2012/2013 CONSTRUCTION SERVICES SUMMARY OF AWARDS**

	2012	%	2012	%	2013	%	2013	%
Professional Services	\$399,929,549*	57%	20	2%	\$38,004,743	11%	30	2%
Construction	214,731,616	31	102	12	284,584,675	75	119	12
Purchase Orders	85,776,244	12	748	86	54,391,727	14	837	86
<b>Total</b>	<b>\$700,437,409</b>	<b>100%</b>	<b>870</b>	<b>100%</b>	<b>\$376,981,145</b>	<b>100%</b>	<b>986</b>	<b>100%</b>

\*Includes CM@Risk contract for City College NY/ASRC project.



**SECTION I—AWARDS**  
**CONSTRUCTION SERVICES AWARDS**

**AWARDS TO NEW YORK STATE VENDORS**

The definition of “New York State Vendor” is different for services and goods, which results in the vast percentage differences between contracts (services) and purchase orders (primarily goods). Services are considered New York if the service is performed in New York. Goods are considered New York if the goods were manufactured in New York.

**2012 AWARDS TO NEW YORK STATE VENDORS**

	New York	Non-New York	Total	% New York
Professional Service	\$399,929,549	\$0	\$399,929,549	100%
Construction	\$214,731,616	\$0	\$214,731,616	100%
Purchase Orders	\$6,877,997	\$78,898,247	\$85,776,244	8%
<b>Total</b>	<b>\$621,539,162</b>	<b>\$78,898,247</b>	<b>\$700,437,409</b>	<b>89%</b>

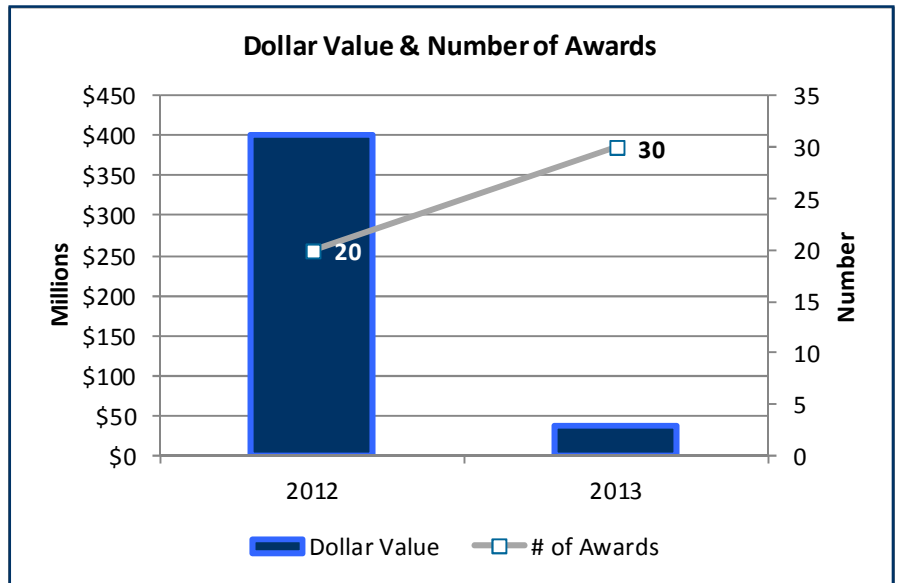
**2013 AWARDS TO NEW YORK STATE VENDORS**

	New York	Non-New York	Total	% New York
Professional Service	\$38,004,743	\$0	\$38,004,743	100%
Construction	\$284,584,675	\$0	\$284,584,675	100%
Purchase Orders	\$6,664,004	\$47,727,723	\$54,391,727	12%
<b>Total</b>	<b>\$329,253,422</b>	<b>\$47,727,723</b>	<b>\$376,981,145</b>	<b>87%</b>

**SECTION I—AWARDS**  
**CONSTRUCTION SERVICES AWARDS**  
**PROFESSIONAL SERVICES CONTRACTS**

Professional Service Contracts are contracts for services of a consulting, technical or professional nature and include such services as architecture, engineering, construction management, and construction manager (CM) at risk contracts, whereby the construction manager holds the construction contracts. Professional Service Contracts are generally awarded through a review of competitive proposals, often selected from a short list of consultants.

The dollar value of awards decreased by \$361.9 million, or 90 percent, from 2012 to 2013. The number of awards increased by 10, or 50 percent, from 2012 to 2013. (Table 1).



**AWARDS BY TYPE**

Table 1, summarizes by broad service category the dollar value and number of all professional service contracts awarded during the last two years.

**TABLE 1: DOLLAR VALUE & NUMBER OF PROFESSIONAL SERVICE CONTRACTS AWARDED BY TYPE OF SERVICE**

Type of Service	2012	%	2012	%	2013	%	2013	%
Architect	\$5,986,829	1%	7	35%	\$4,347,727	11%	8	28%
CM at Risk	375,430,770	94	4	20	5,238,858	14	4	13
Construction Management	18,167,729	5	6	30	22,104,473	58	7	23
Energy Performance	0	0	0	0	5,217,407	14	1	3
Engineering	272,521	0	1	5	277,129	1	4	13
Other	71,700	0	2	10	819,149	2	6	20
<b>Total</b>	<b>\$399,929,549</b>	<b>100%</b>	<b>20</b>	<b>100%</b>	<b>\$38,004,743</b>	<b>100%</b>	<b>30</b>	<b>100%</b>

**SECTION I—AWARDS**  
**CONSTRUCTION SERVICES AWARDS**  
**PROFESSIONAL SERVICES CONTRACTS**

**AWARDS BY PROGRAM**

Table 2, summarizes by program the dollar value and number of professional service contracts awarded during the last two years. As detailed in Table 1, professional service awards include many design phase expenses as well as construction management expenses.

**TABLE 2: DOLLAR VALUE & NUMBER OF PROFESSIONAL SERVICE CONTRACTS AWARDED**

<b>Program</b>	<b>2012</b>	<b>%</b>	<b>2012</b>	<b>%</b>	<b>2013</b>	<b>%</b>	<b>2013</b>	<b>%</b>
<b>CUNY</b>	\$376,446,418	94%	9	45%	\$10,393,584	27%	11	38%
<b>MH/DOH</b>	8,579,517	2	3	15	14,284,842	38	6	20
<b>HHC</b>	0	0	0	0	101,649	0	4	13
<b>OCA</b>	0	0	0	0	9,000	0	1	3
<b>SUNY</b>	14,903,614	4	8	40	11,818,677	31	7	23
<b>Other</b>	0	0	0	0	1,396,991	4	1	3
<b>Total</b>	\$399,929,549	100%	20	100%	\$38,004,743	100%	30	100%

**SECTION I—AWARDS**  
**CONSTRUCTION SERVICES AWARDS**  
**PROFESSIONAL SERVICES CONTRACTS**

**LARGEST CONTRACTORS AND VENDORS**

Tables 3 & 4, list information on all professional services contractors awarded more than \$1 million in contracts during the last two years. Such contractors represented 99 percent and 91 percent of the total dollar value of professional service contracts awarded in 2012 and 2013 respectively. The contracts amounted to 70 percent and 40 percent of the total number of contracts awarded in 2012 and 2013, respectively.

**TABLE 3: 2012 PROFESSIONAL SERVICES CONTRACTORS AWARDED CONTRACTS TOTALING OVER \$1 MILLION**

Contractor	Value	Number
Skanska USA Building Inc.	\$372,885,789	2
LeChase Construction Services, LLC	8,875,384	1
LIRO Program and Construction Management	7,953,348	2
Gilbane Building Company	2,544,981	2
Sasaki Architects Landscape Architects	1,821,238	2
LP Ciminelli Inc.	1,338,997	3
Architecture +	1,298,035	1
Cannon Design Architecture & Engineering	1,123,428	1
<b>Total</b>	<b>\$397,841,200</b>	<b>14</b>
<b>Percent of Total 2012 Awards</b>	<b>99%</b>	<b>70%</b>

**TABLE 4: 2013 PROFESSIONAL SERVICES CONTRACTORS AWARDED CONTRACTS TOTALING OVER \$1 MILLION**

Contractor	Value	Number
Jacobs Project Management Co.	\$13,572,643	2
Kirchhoff-Consigli Construction	6,884,057	5
Johnson Controls Inc.	5,217,407	1
LP Ciminelli Inc.	4,934,620	2
Mitchell/Giurgola Architects LLP	2,564,495	1
Gilbane Building Company	1,396,991	1
<b>Total</b>	<b>\$34,570,213</b>	<b>12</b>
<b>Percent of Total 2013 Awards</b>	<b>91%</b>	<b>40%</b>

**SECTION I—AWARDS**  
**CONSTRUCTION SERVICES AWARDS**  
**PROFESSIONAL SERVICES CONTRACTS**  
**TERM CONTRACTING PROGRAM**

Term contracts are used to competitively procure professional services for a specified period of time. These services include architectural design, engineering, testing, asbestos, and abatement. Typical term contracts are two years with two one-year renewal options. The specific scope of work and location where the services are to be provided is added to the contract through each work authorization issued. The contract amounts shown represent the value of work authorizations issued against all open contracts from inception to date. The dollar value of outstanding contracts decreased significantly by \$161.5 million, or 32 percent, from 2012 to 2013.

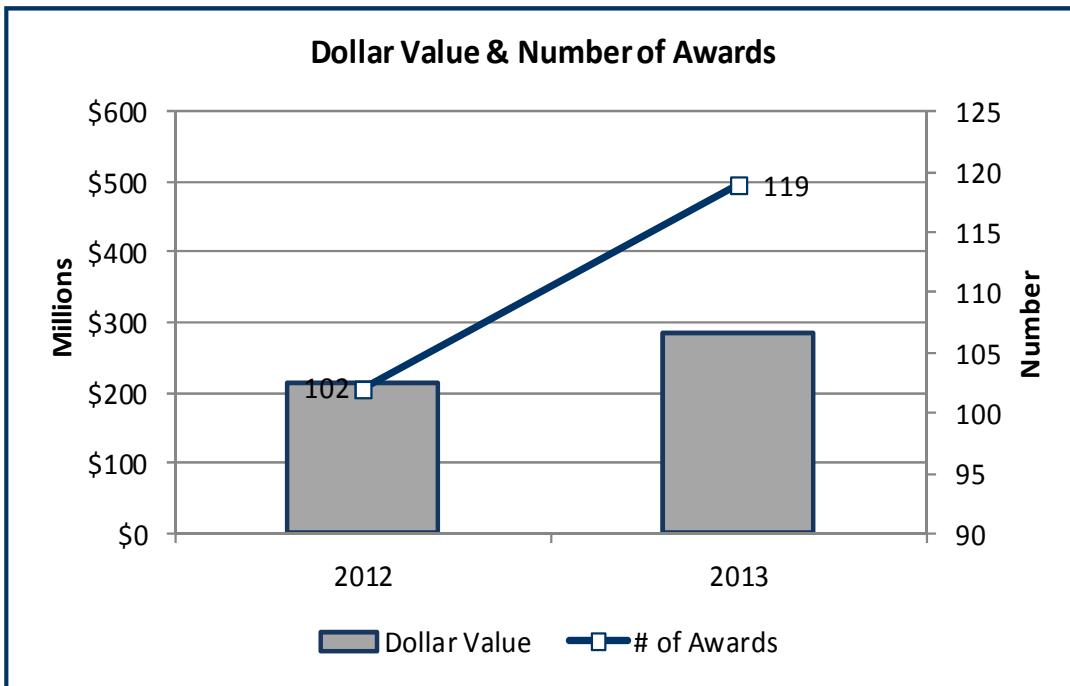
**TABLE 5: SUMMARY OF TERM CONTRACT PROGRAM**

	<b>2012</b>	<b>2013</b>
<b>Number of Contracts</b>	277	147
<b>Number of Contractors</b>	175	167
<b>Dollar Value Outstanding</b>	\$499,508,093	\$338,043,713
<b>Payments to Date</b>	\$410,844,789	\$279,787,726

**SECTION I—AWARDS**  
**CONSTRUCTION SERVICES AWARDS**  
**CONSTRUCTION CONTRACTS**

Construction Contracts are contracts for the phases of construction, such as site work, general construction and the building trades (structural, plumbing, electrical and mechanical, and heating, ventilating and cooling). These contracts are generally awarded through a public competitive bidding process.

From 2012 to 2013, the dollar value of awards increased by \$69.9 million, or 32 percent, while the number of awards increased by 17 or 17 percent.



**SECTION I—AWARDS**  
**CONSTRUCTION SERVICES AWARDS**  
**CONSTRUCTION CONTRACTS**

**AWARDS BY PROGRAM**

Table 7, summarizes by program the dollar value and number of construction contracts awarded during the last two years. There were increases in the overall dollar value of awards from 2012 to 2013 primarily a result of a significant increase in the CUNY, and MH/DOH programs.

**TABLE 7: DOLLAR VALUE & NUMBER OF CONSTRUCTION CONTRACTS AWARDED**

Program	2012	%	2012	%	2013	%	2013	%
CUNY	\$21,096,378	10%	18	18%	\$43,083,215	15%	17	14%
MH/DOH	123,025,131	57	52	51	172,684,068	61	68	57
HHC	17,245,543	8	5	5	11,153,652	4	3	3
OCA	0	0	0	0	2,995,000	1	1	1
SUNY	53,364,564	25	27	26	53,791,040	19	26	22
Other	0	0	0	0	877,700	0	4	3
<b>Total</b>	<b>\$214,731,616</b>	<b>100%</b>	<b>102</b>	<b>100%</b>	<b>\$284,584,675</b>	<b>100%</b>	<b>119</b>	<b>100%</b>

**SECTION I—AWARDS**  
**CONSTRUCTION SERVICES AWARDS**  
**CONSTRUCTION CONTRACTS**

**AWARDS BY TYPE**

Table 6, summarizes by broad service category the dollar value and number of all construction contracts awarded during the last two years. From 2012 to 2013 the dollar value of overall awards increased by \$69.9 million, including significant increases in General Construction, Heating and Plumbing, and decreases in Electrical/Communications, Fire Protection and Mechanical services.

**TABLE 6: DOLLAR VALUE & NUMBER OF CONSTRUCTION CONTRACTS AWARDED BY TYPE OF SERVICE**

Type of Service	2012	%	2012	%	2013	%	2013	%
Asbestos Abatement	\$483,366	0%	1	1%	\$253,793	0%	1	1%
Demolition	0	0	0	0	971,000	0	1	1
Electrical/Communications	18,410,332	9	18	18	3,481,221	1	14	12
Elevators	4,898,412	2	3	3	1,152,992	0	2	2
Fire Protection	16,268,903	8	6	6	94,500	0	1	1
General Construction	153,976,616	72	40	39	255,850,837	90	62	51
Heating	2,882,282	2	6	5	6,717,647	3	13	11
Masonry	540,000	0	2	2	0	0	0	0
Mechanical	5,295,552	2	7	7	706,478	0	3	3
Plumbing	2,941,820	1	8	8	7,185,183	3	12	10
Roofing	4,021,889	2	6	6	3,730,601	1	6	5
Site Work	4,486,944	2	3	3	4,440,423	2	4	3
Other	525,500	0	2	2	0	0	0	0
<b>Total</b>	<b>\$214,731,616</b>	<b>100%</b>	<b>102</b>	<b>100%</b>	<b>\$284,584,675</b>	<b>100%</b>	<b>119</b>	<b>100%</b>



**SECTION I—AWARDS**  
**CONSTRUCTION SERVICES AWARDS**  
**CONSTRUCTION CONTRACTS**

Tables 8 & 9, list information on all construction contractors awarded more than \$3 million in contracts during the last two years. Such contractors represented 77 percent and 81 percent of the total dollar value of construction contracts awarded in 2012 and 2013 respectively.

**TABLE 8: 2012 CONSTRUCTION CONTRACTORS AWARDED CONTRACTS TOTALING OVER \$3 MILLION**

Contractor	Value	Number
Arc Electrical & Mechanical Contr. Corp	\$77,222,000	1
Holdsworth Klimowski Construction LLC	11,533,000	1
Volmar Construction, Inc.	11,334,103	1
Eastern Building & Restoration , Inc.	10,354,952	1
Christa Construction, LLC	9,261,000	3
Concord Electric Corp	7,315,000	2
Soil Solutions, Inc.	6,248,000	1
Loren Construction, Inc.	5,624,000	1
HJ Brandeles Corporation	5,009,400	5
Adam Developers Enterprises, Inc.	4,655,572	2
Rok-Built Construction Inc.	3,879,697	1
Scott Lawn Yard, Inc.	3,545,000	1
Pac & Associates of Oswego, Inc.	3,250,000	1
Kircher Construction Inc.	3,180,968	2
Galvin Bros., Inc./Madhue Contracting, Inc..	3,112,876	1
Total	\$165,525,568	24
Percent of Total 2012 Awards	77%	24%

**SECTION I—AWARDS**  
**CONSTRUCTION SERVICES AWARDS**  
**CONSTRUCTION CONTRACTS**

**LARGEST CONTRACTORS AND VENDORS**

**TABLE 9: 2013 CONSTRUCTION CONTRACTORS AWARDED CONTRACTS TOTALING OVER \$3 MILLION**

Contractor	Value	Number
J. Kokolakis Contracting Inc.	\$75,972,507	1
Arc Electrical & Mechanical Contr. Corp.	52,199,000	1
Burgio & Campofelice Inc.	22,548,937	1
Manhattan Business Interiors Inc.	16,698,995	3
Admiral Construction, LLC	12,993,000	1
LeChase Construction Services, LLC	8,908,000	2
Whitestone Construction Corp.	8,680,000	2
Charles A. Gaetano Const. Corp.	7,355,325	1
Fresh Meadow Mechanical Corp.	6,413,000	1
Biltmore General Contracting Inc.	4,899,000	1
U.W. Marx, Inc.	3,498,606	1
Northland Associates, Inc.	3,273,000	1
HJ Brandeles Corporation	3,094,000	2
Murnane Building Contractors	3,018,100	1
<b>Total</b>	<b>\$229,551,470</b>	<b>19</b>
Percent of Total 2013 Awards	81%	16%

**SECTION I—AWARDS**  
**CONSTRUCTION SERVICES AWARDS**  
**CONSTRUCTION CONTRACTS**  
**JOB ORDER CONTRACTS (JOC)**

The Job Order Contracting Program (JOC) is intended for small to medium size capital construction projects and additional work on large capital projects. JOC contracts are term contracts set up regionally by trade. The initial term is one year with two one-year renewal options.

Contractors competitively bid two adjustment factors (normal work hours and other than normal work hours) that will be applied to the unit prices in the JOC construction price books.

The Gordian Group, which created the program, administers the bid process, provides consulting services, and receives an administrative fee on all work processed.

The dollar value of outstanding contracts decreased \$60.8 million, or 27 percent from 2012 to 2013.

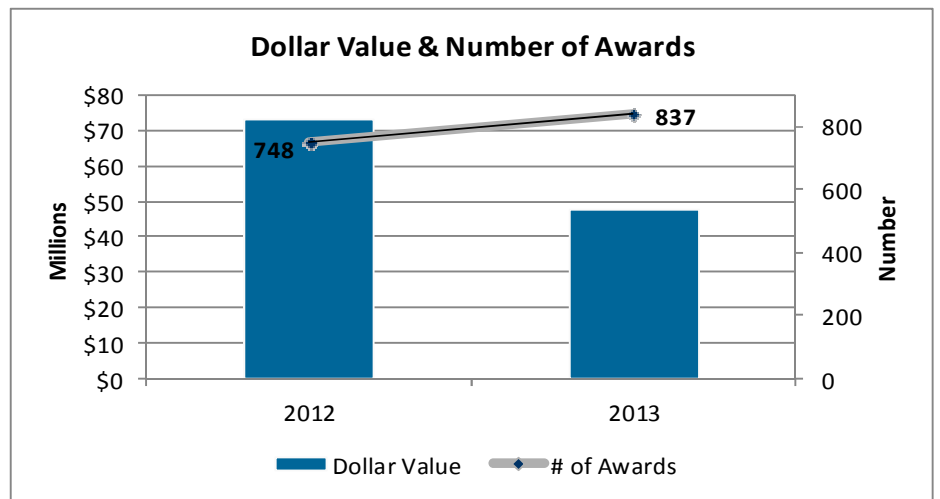
**TABLE 10: SUMMARY OF JOC PROGRAM**

	2012	2013
NUMBER OF CONTRACTS	61	66
NUMBER OF CONTRACTORS	42	45
DOLLAR VALUE OUTSTANDING	\$226,250,389	\$165,428,031
PAYMENTS TO DATE	\$216,589,958	\$157,218,443

**SECTION I—AWARDS**  
**CONSTRUCTION SERVICES AWARDS**  
**PURCHASE ORDERS**

Purchase Orders are generally issued for the commodities of furniture and fixtures for buildings, such as dormitory and office furniture, medical equipment, computer equipment and laboratory equipment. Purchase Orders are generally awarded through competitive quoting and bidding processes or through the use of centralized government contracts.

From 2012 to 2013, the dollar value of awards decreased by \$31.3 million, or 37 percent, while the number of awards increased slightly by 12 percent. The category of Furniture/Furnishing and Office, AV, & Computer decreased significantly. (Table 11).



**AWARDS BY TYPE**

Table 11, summarizes by broad service category the dollar value and number of all purchase orders awarded during the last two years.

**TABLE 11: DOLLAR VALUE & NUMBER OF PURCHASE ORDERS AWARDED BY TYPE OF SERVICE**

Type of Service	2012	%	2012	%	2013	%	2013	%
Construction Supplies & Services	\$3,074,566	4%	42	6%	\$5,909,924	12%	84	10%
Furniture/Furnishings	30,420,372	42	260	35	14,364,335	30	277	33
Medical, Scientific & Lab	8,468,717	12	95	13	12,834,239	27	261	31
Office, A/V, & Computer	19,192,668	26	202	27	12,429,588	26	176	21
Miscellaneous	11,524,436	16	149	19	2,032,288	4	39	5
<b>Total</b>	<b>\$72,680,759</b>	<b>100%</b>	<b>748</b>	<b>100%</b>	<b>\$47,570,374</b>	<b>100%</b>	<b>837</b>	<b>100%</b>

**SECTION I—AWARDS**  
**CONSTRUCTION SERVICES AWARDS**  
**PURCHASE ORDERS**

**AWARDS BY PROGRAM**

Table 12, summarizes by program the dollar value and number of purchase orders awarded during the last two years.

**TABLE 12: DOLLAR VALUE & NUMBER OF PURCHASE ORDERS AWARDED**

Program	2012	%	2012	%	2013	%	2013	%
CUNY	\$41,995,495	49%	447	60%	\$22,301,941	47%	461	55%
MH/DOH	7,369,918	9	33	4	4,229,802	9	52	6
HHC	24,522,731	28	81	11	8,637,734	18	111	13
OCA	239,933	0	8	1	2,977,355	6	29	3
SUNY	11,143,918	13	175	23	9,116,619	19	175	21
Other	504,249	1	4	1	306,923	1	9	1
Total	\$85,776,244	100%	748	100%	\$47,570,374	100%	837	100%

**SECTION I—AWARDS**  
**CONSTRUCTION SERVICES AWARDS**  
**PURCHASE ORDERS**

**LARGEST CONTRACTORS AND VENDORS**

Table 13 & 14, list information on the top twenty vendors awarded the largest total dollar value of purchase orders during the last two years. Such vendors represented 61 percent and 44 percent of the total dollar value of purchase orders issued in both 2012 and 2013 respectively.

**TABLE 13: 2012 20 VENDORS AWARDED THE LARGEST TOTAL DOLLAR VALUE OF PURCHASE ORDERS**

Vendor	Value
Philips Electronics Company North America	\$10,016,535
AFD Contract Furniture Inc.	4,768,170
John Savoy & Son, Inc.	4,330,364
Bluewater Communications Group LLC	4,263,419
Miami Wall Systems Inc.	3,777,266
Haworth Inc.	3,270,556
Dell Marketing L.P.	3,004,422
Siemens Industry Inc.	2,595,200
Waldners Business Environments Inc.	2,465,137
Excel Homes Group LLC	1,658,335
CORE BTS Inc.	1,506,763
Dyntek Services Inc.	1,368,392
Mobilier De Bureau Logiflex	1,349,176
Hill-Rom Co. Inc.	1,334,418
Krueger International Inc.	1,300,354
Gavin Cabling Systems Inc.	1,264,687
David Edward Company Ltd.	1,120,894
Jeol USA Inc.	1,100,000
Evenson Best LLC	921,003
Karl Storz Endoscopy-America Inc.	911,528
Total	\$52,326,619
Percent of Total 2012 Awards	61%

**SECTION I—AWARDS**  
**CONSTRUCTION SERVICES AWARDS**  
**PURCHASE ORDERS**

**LARGEST CONTRACTORS AND VENDORS**

**TABLE 14: 2013 20 VENDORS AWARDED THE LARGEST TOTAL DOLLAR VALUE OF PURCHASE ORDERS**

Vendor	Value
John Savoy & Son, Inc.	\$2,753,790
Dell Marketing L.P.	2,652,553
Sterling Modular Homes Inc.	1,789,944
Mythics Inc.	1,642,634
Johnson Controls Inc.	1,207,166
Bluewater Communications Group LLC	1,199,628
Apple Inc.	1,002,651
Knoll Inc.	926,756
The Gunlocke Company LLC	895,614
Carl Zeiss Microscopy LLC	879,476
Karl Storz Endoscopy—America Inc.	730,531
New England Woodcraft Inc.	728,880
Edart GTI Inc.	632,750
Hill-Rom Co., Inc.	598,496
Fisher Scientific Company	566,190
Adwar Video	547,476
Allsteel Inc.	536,023
Linde Gas North America LLC	526,667
RSI Equipment Inc.	495,556
New York State Technology Enterprises	449,673
<b>Total</b>	<b>\$20,762,454</b>
Percent of Total 2013 Awards	44%

**SECTION I—AWARDS**  
**CONSTRUCTION SERVICES AWARDS**  
**PURCHASE ORDERS**  
**TERM PURCHASE ORDERS**

Term purchase orders are used to competitively procure frequently purchased commodities for a specified period of time. These commodities include dormitory furniture, mattresses, bunk bed frames, window treatments and desk lamps to support the SUNY Equipment Replacement Program. Typical term purchase orders are three years with a two year renewal option. The specific amount, type, and location where the commodities are to be provided is added to each purchase order work authorized. The purchase order amounts shown represent the value issued against all purchase orders from inception to date.

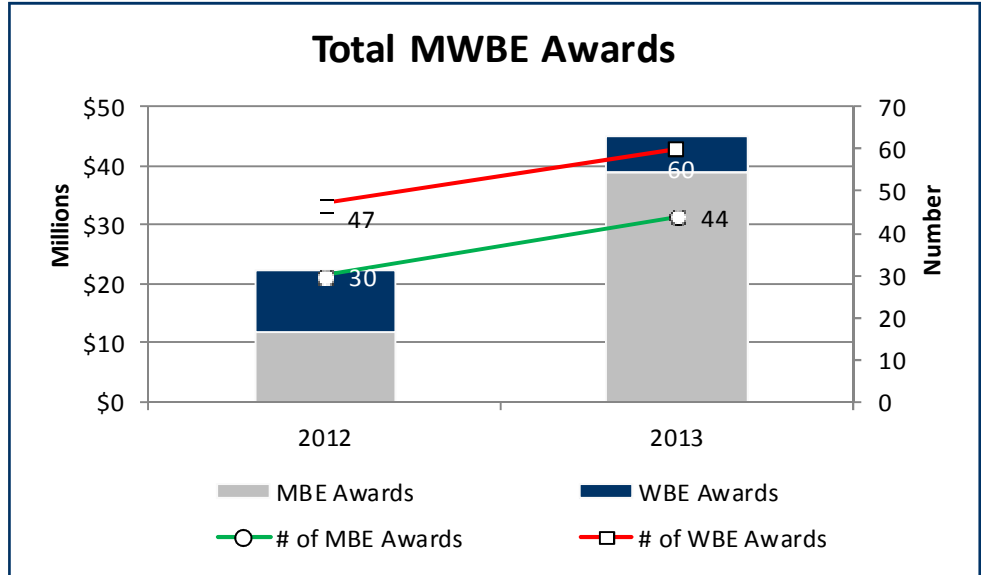
**TABLE 15: SUMMARY OF TERM PURCHASE ORDER PROGRAM**

	2012	2013
Number of Contracts	13	11
Number of Vendors	12	11
Dollar Value Outstanding	\$9,498,773	\$11,212,648
Payments to Date	\$8,399,100	\$10,629,455



**SECTION I—AWARDS**  
**MINORITY AND WOMEN OWNED BUSINESS ENTERPRISES**

Tables 16 through 31, provide information on total Professional Service, Construction and Purchase Orders awards to minority (MBE) and women (WBE) owned businesses enterprises during the last two years. From 2012 to 2013 there was an overall increase in dollar value and number of M/WBE awards.



**TABLE 16: DOLLAR VALUE & NUMBER OF TOTAL MWBE AWARDS**

Designation	2012	%	2012	%	2013	%	2013	%
MBE Awards	\$11,921,989	2%	30	3%	\$38,872,532	10%	44	4%
WBE Awards	\$10,471,586	1%	47	5%	\$6,071,646	2%	60	6%
Total Awards	\$700,437,409		870		\$376,981,145		986	

**SECTION I—AWARDS**  
**MINORITY AND WOMEN OWNED BUSINESS ENTERPRISES**  
**PROFESSIONAL SERVICE CONTRACTS**

Tables 17 through 21, provide information on MWBE professional service contract awards.

**TABLE 17: DOLLAR VALUE & NUMBER OF MWBE PROFESSIONAL SERVICE CONTRACTS AWARDED**

Designation	2012	%	2012	%	2013	%	2013	%
MBE Awards	\$0	0%	0	0%	\$10,856	.03%	1	3%
WBE Awards	\$0	0%	0	0%	\$0	0%	0	0%
Total Awards	\$399,929,549		20		\$38,004,743		30	

**TABLE 18: 2012 MWBE PROFESSIONAL SERVICE CONTRACTORS AWARDED CONTRACTS TOTALING OVER \$500**

Designation	Contractor	Dollar Value	Number
WBE	*	\$0	0
Total		\$0	0

\*There were no MWBE Professional Service Contracts Awarded Over \$500 Thousands

**TABLE 19: 2013 MWBE PROFESSIONAL SERVICE CONTRACTORS AWARDED CONTRACTS TOTALING OVER \$500**

Designation	Contractor	Dollar Value	Number
WBE	*	\$0	0
Total		\$0	0

\*There were no MWBE Professional Service Contracts Awarded Over \$500 Thousands

**SECTION I—AWARDS**  
**MINORITY AND WOMEN OWNED BUSINESS ENTERPRISES**  
**PROFESSIONAL SERVICE CONTRACTS**  
**TERM CONTRACTS**

**TABLE 20: 2012 MWBE TERM CONTRACTORS WITH TOTAL OUTSTANDING CONTRACTS IN EXCESS OF \$500**

Designation	Contractor	Dollar Value	Number
MBE	Ahuja Partnership Architects	\$12,180,388	3
WBE	John Martin Associates Inc.	4,550,189	2
WBE	Pathfinder Engineers And Architects LLP	3,658,256	2
WBE	Goshow Architects LLP	3,284,575	1
WBE	Environmental Planning & Management Inc.	2,642,021	3
WBE	Foit Albert	2,578,692	2
MBE	Watts Architecture & Engineering PC	2,486,896	4
WBE	Bradford Construction Corporation	1,892,054	2
WBE	Freeman Enterprises Inc.	1,247,170	1
MBE	Gandhi Engineering Inc.	1,242,823	2
MBE	SCI Engineering PC	1,107,529	2
MBE	HAKS Engineers Architects & Land Surveyors	1,022,797	1
MBE	WM Group Engineers PC	972,335	1
MBE/WBE	Ting & Li Architects PC	753,034	1
MBE	Alante Security Group Inc.	676,312	1
Total		\$40,295,071	28

**SECTION I—AWARDS**  
**MINORITY AND WOMEN OWNED BUSINESS ENTERPRISES**  
**PROFESSIONAL SERVICE CONTRACTS**  
**TERM CONTRACTS**

**TABLE 21: 2013 MWBE TERM CONTRACTORS WITH TOTAL OUTSTANDING CONTRACTS IN EXCESS OF \$500**

Designation	Contractor	Dollar Value	Number
MBE	Ahuja Partnership Architects	\$13,137,002	3
WBE	John Martin Associates Inc.	5,285,908	2
WBE	Pathfinder Engineers And Architects LLP	4,471,458	3
WBE	Goshow Architects LLP	3,399,455	1
WBE	Foit Albert	3,275,343	2
WBE	Environmental Planning & Management Inc.	3,146,381	3
MBE	Watts Architecture & Engineering PC	2,957,164	4
WBE	Freeman Enterprises Inc.	1,247,169	1
MBE	HAKS Engineers Architects & Land Surveyors	1,106,796	1
MBE	WM Group Engineers PC	1,003,960	1
MBE	Ting & Li Architects PC	763,266	1
MBE	Razak Associates Architecture Engineering Land Surveyors	680,207	1
MBE	Alante Security Group Inc.	676,311	1
WBE	Curtis+Ginsberg Architects LLP	507,250	1
<b>Total</b>		<b>\$41,657,670</b>	<b>25</b>

**SECTION I—AWARDS**  
**MINORITY AND WOMEN OWNED BUSINESS ENTERPRISES**  
**CONSTRUCTION CONTRACTS**

Tables 22 through 26, provide information on MWBE construction contract awards.

**TABLE 22: DOLLAR VALUE & NUMBER OF MWBE CONSTRUCTION CONTRACTS AWARDED**

Designation	2012	%	2012	%	2013	%	2013	%
MBE Awards	\$10,496,072	5%	8	8%	\$38,165,524	13%	17	14%
WBE Awards	\$5,056,366	2%	4	4%	\$3,619,157	1%	7	6%
Total Awards	\$214,731,616		102		\$284,584,675		119	

**TABLE 23: 2012 MWBE CONSTRUCTION CONTRACTORS AWARDED CONTRACTS TOTALING OVER \$500 THOUSAND**

Designation	Contractor	Dollar Value	Number
MBE	Adam Developers Enterprises Inc.	\$4,655,572	2
WBE	Scott Lawn Yard Inc.	3,545,000	1
MBE	Sajiun Electric Inc.	2,217,000	1
MBE	Cummings Construction LLC	1,521,000	1
MBE	The Urban Group Ltd	889,500	1
MBE	Plaza Construction Group Inc.	850,000	1
WBE	MSR Electrical Construction Corp	699,000	1
Total		\$14,377,072	8

**SECTION I—AWARDS**  
**MINORITY AND WOMEN OWNED BUSINESS ENTERPRISES**  
**CONSTRUCTION CONTRACTS**

**TABLE 24: 2013 MWBE CONSTRUCTION CONTRACTORS AWARDED CONTRACTS TOTALING OVER \$500 THOUSAND**

Designation	Contractor	Dollar Value	Number
MBE	Manhattan Business Interiors Inc.	\$16,698,995	3
MBE	Admiral Construction LLC	12,993,000	1
MBE	Dean Builders Group Inc.	2,177,297	1
WBE	BLM Construction Co., Inc.	2,045,900	3
MBE	AGA Environmental Inc.	1,651,000	1
WBE	AMG Environmental Restoration LLC	971,000	1
MBE	The Urban Group Ltd	871,355	1
MBE	The Cardenas Group Inc.	768,000	2
MBE	S & P Constr. Management Inc.	766,786	1
MBE	Sierra Mechanical Contracting Inc.	678,660	1
<b>Total</b>		<b>\$39,621,993</b>	<b>15</b>

**SECTION I—AWARDS**  
**MINORITY AND WOMEN OWNED BUSINESS ENTERPRISES**  
**CONSTRUCTION CONTRACTS**  
**JOB ORDERING CONTRACTS (JOC)**

**TABLE 25: 2012 MWBE JOC CONTRACTORS WITH TOTAL OUTSTANDING CONTRACTS IN EXCESS OF \$500**

Designation	Contractor	Dollar Value	Number
MBE	Sierra Mechanical Contracting Inc.	\$28,078,146	2
WBE	Corbex Inc.	10,522,157	1
MBE	Omega Service Maintenance Corporation	4,374,535	1
WBE	International Asbestos Removal Inc.	2,905,022	1
MBE	D&K Construction Co Inc.	2,794,075	2
MBE	AGA Environmental Inc.	2,035,047	1
MBE	Charan Electrical Enterprises Inc.	1,323,114	1
MBE	Geomatrix Services Inc.	1,123,402	1
WBE	Innovative Mechanical Systems Inc.	617,516	1
Total		\$53,773,014	11

**TABLE 26: 2013 MWBE JOC CONTRACTORS WITH TOTAL OUTSTANDING CONTRACTS IN EXCESS OF \$500**

Designation	Contractor	Dollar Value	Number
MBE	Sierra Mechanical Contracting Inc.	\$11,915,495	1
WBE	Corbex Inc.	11,190,819	2
MBE	AGA Environmental Inc.	3,234,839	1
MBE	Geomatrix Services Inc.	2,291,857	2
WBE	International Asbestos Removal Inc.	2,905,022	1
MBE	Charan Electrical Enterprises Inc.	2,467,293	1
MBE	D&K Construction Co Inc.	1,610,740	1
WBE	John R. Wilkins Construction, Inc.	1,265,843	2
WBE	Innovative Mechanical Systems Inc.	706,285	2
Total		\$38,218,193	13

**SECTION I—AWARDS**  
**MINORITY AND WOMEN OWNED BUSINESS ENTERPRISES**  
**PURCHASE ORDERS**

Tables 27 through 31, provide information on MWBE purchase order awards.

**TABLE 27: DOLLAR VALUE & NUMBER OF MWBE PURCHASE ORDERS AWARDED**

Designation	2012	%	2012	%	2013	%	2013	%
MBE Awards	\$1,425,917	2%	22	3%	\$696,152	1%	26	3%
WBE Awards	\$5,415,220	6%	43	6%	\$2,452,489	5%	53	6%
<b>Total Awards</b>	<b>\$85,776,244</b>		<b>748</b>		<b>\$54,391,727</b>		<b>837</b>	

**TABLE 28: 2012 MWBE VENDORS AWARDED PURCHASE ORDERS TOTALING OVER \$250 THOUSAND**

Designation	Contractor	Dollar Value	Number
WBE	Waldners Business Environments Inc.	\$2,465,137	3
WBE	Annese & Associates Inc.	800,525	4
MBE	Alianza Services LLC	759,777	6
WBE	Meadows Office Supply Co. Inc.	398,894	2
WBE	BN Systems Inc.	279,022	1
WBE	Workspace Technology Inc.	275,699	2
WBE	Flooring Environment Inc.	272,527	2
<b>Total</b>		<b>\$5,251,581</b>	<b>20</b>



**SECTION I—AWARDS**  
**MINORITY AND WOMEN OWNED BUSINESS ENTERPRISES**  
**PURCHASE ORDERS**

**\*TABLE 29: 2013 MWBE VENDORS AWARDED PURCHASE ORDERS TOTALING OVER \$100 THOUSAND**

Designation	Contractor	Dollar Value	Number
WBE	RSI Equipment Inc.	\$950,161	13
WBE	Culver Floor Covering Co., Inc.	199,354	1
WBE	Waldners Business Environments Inc.	183,545	5
MBE	Big Apple Sign Corp	179,817	1
WBE	Superior Windows LLC	157,510	2
WBE	Annese & Associates Inc.	142,459	2
MBE	Nexus Consortium Inc.	136,904	1
WBE	John W. Francisco Inc.	132,253	2
WBE	Debra Audette dba Ace Window Fashions	126,048	1
WBE	FM Office Express Inc.	113,763	11
Total		\$2,321,814	39

\*Table 29 this year includes Awarded Purchase Orders Totaling Over \$100 Thousand vs. \$250 Thousand last year.

**SECTION I—AWARDS**  
**MINORITY AND WOMEN OWNED BUSINESS ENTERPRISES**  
**CONSTRUCTION CONTRACTS**  
**TERM PURCHASE ORDERS**

**TABLE 30: 2012 MWBE TERM PURCHASE ORDER VENDORS WITH  
TOTAL OUTSTANDING PURCHASE ORDERS IN EXCESS OF \$250 THOUSAND**

Designation	Vendor	Dollar Value	Number
WBE	Superior Windows LLC	\$377,607	6
WBE	The Chambers Corp	\$887,110	4
Total		\$1,264,717	10

**TABLE 31: 2013 MWBE TERM PURCHASE ORDER VENDORS WITH  
TOTAL OUTSTANDING PURCHASE ORDERS IN EXCESS OF \$250 THOUSAND**

Designation	Vendor	Dollar Value	Number
WBE	The Chambers Corp	\$713,565	4
WBE	Superior Windows LLC	\$280,039	4
Total		\$993,604	8

## SECTION II—EXPENDITURES

### PUBLIC FINANCE AND FINANCIAL SERVICES

For purposes of this analysis, Public Finance and Financial Services have been combined because, in many instances, vendors and subject matter overlap. Expenditures primarily include underwriting/remarketing, mortgage banking and mortgage servicing fees, credit enhancement, and rating agency fees.

For Public Finance and Financial Services, most items relate to costs of issuance incurred in connection with the Authority’s financing process, a series of individual fixed price transactions rather than a multi-year contract, and, therefore, expenditures made during the period have been summarized. Certain expenditures, such as those paid for institution's counsel, title insurance, and insurer/swap counsel, were made to vendors selected by customers of the Authority from bond proceeds in connection with financings undertaken by the Authority for those customers.

**TABLE 32: SUMMARY OF 2012 EXPENDITURES — PUBLIC FINANCE AND FINANCIAL SERVICES**

Category	Amount	% of Total
Underwriting/Remarketing	\$29,032,407	69%
Credit Enhancement	6,834,099	16
Financial/Swap Advisors	2,331,788	6
Ratings	1,684,928	4
Trustee/Custody	596,129	1
Mortgage Servicing	89,539	0
Floor Ceiling/Rate Lock Fees	12,134	0
Other	1,207,073	4
Total	\$41,788,097	100%

**TABLE 33: SUMMARY OF 2013 EXPENDITURES — PUBLIC FINANCE AND FINANCIAL SERVICES**

Category	Amount	% of Total
Underwriting/Remarketing	\$30,729,770	69%
Credit Enhancement	6,755,030	15
Financial/Swap Advisors	2,889,557	6
Ratings	2,179,626	5
Trustee/Custody	760,146	2
Mortgage Servicing	167,074	0
Floor Ceiling/Rate Lock Fees	0	0
Other	1,156,430	3
Total	\$44,637,633	100%

**SECTION II—EXPENDITURES**  
**PUBLIC FINANCE AND FINANCIAL SERVICES**

Tables 34 through 38 highlight all firms paid more than \$1 million during the past two years. Such firms represented 75 & 73 percent of the total dollar value for 2012 and 2013 respectively.

**TABLE 34: SUMMARY OF MAJOR EXPENDITURES**

	2012	2013
Total Vendors – Over \$1 Million	\$31,529,585	\$32,366,705
Total Expenditures – Public Finance and Finance	\$41,788,097	\$44,637,633
Vendors Over \$1 Million as a Percentage of Total Payments	75%	73%

## SECTION II—EXPENDITURES

### PUBLIC FINANCE AND FINANCIAL SERVICES

**TABLE 35: 2012 UNDERWRITING/REMARKETING AND MORTGAGE BANKING - EXPENDITURES OVER \$1 MILLION**

Firms	Amount
Citigroup Global Markets Inc.	\$9,936,836
Wells Fargo & Company	7,525,491
Goldman Sachs	2,728,455
Jefferies & Company Inc.	2,548,867
Siebert Brandford Shank & Co., LLC	1,316,147
J.P. Morgan Securities, Inc.	1,242,699
Total	\$25,298,495
Percent Total Expenditures — Public Finance & Financial Services	61%

**TABLE 36: 2013 UNDERWRITING/REMARKETING AND MORTGAGE BANKING - EXPENDITURES OVER \$1 MILLION**

Firms	Amount
Goldman Sachs & Company	\$9,835,013
Merrill Lynch Pierce Fenner & Smith Inc.	7,343,723
J.P. Morgan Securities, Inc.	3,915,699
RBC Dain Rauscher Inc., D/B/A RBC Capital	2,803,131
Citigroup Global Markets Inc.	1,444,976
Roosevelt & Cross Incorporated	1,336,986
Ramirez & Company	1,208,212
Total	\$27,887,740
Percent Total Expenditures — Public Finance & Financial Services	62%

**SECTION II—EXPENDITURES**  
**PUBLIC FINANCE AND FINANCIAL SERVICES**

**TABLE 37: 2012 CREDIT ENHANCEMENT — EXPENDITURES OVER \$1 MILLION**

Providers	Amount
Bank of America	\$2,670,198
Royal Bank of Canada	1,224,349
TD Bank N.A.	1,017,637
Total	\$4,912,184
Percent Total Expenditures — Public Finance & Financial Services	12%

**TABLE 38: 2013 CREDIT ENHANCEMENT — EXPENDITURES OVER \$1 MILLION**

Providers	Amount
Bank of America	\$2,259,958
Royal Bank of Canada	1,194,824
TD Bank N.A.	1,024,183
Total	\$4,478,965
Percent Total Expenditures — Public Finance & Financial Services	10%

## SECTION II—EXPENDITURES

### PUBLIC FINANCE AND FINANCIAL SERVICES

Underwriters on transactions related to public clients are generally selected by the Authority from the list of underwriters determined through the Authority’s competitive RFP process. Private clients generally select underwriters on their transactions. Tables 39 and 40 detail underwriting fees by type of client.

The Fee per \$1,000 of bonds issued is higher, as expected, on private client transactions than on public client transactions due to generally increased complexity and relatively smaller size. The Fee per \$1,000 of bonds issued decreased from 2012 to 2013 for both private and public issues.

The overall average issue size and average fee per issue increased from 2012 to 2013.

**TABLE 39: SUMMARY OF 2012 UNDERWRITING FEES BY TYPE OF CLIENT**

	Fees	Percent of Total	Bonds Issued	Number of Issues	Average Size	Fee Per \$1,000	Average Fee Per Issue
Private	\$8,809,406	31%	\$1,233,540,000	15	\$82,236,000	\$7.14	\$587,294
Public	19,221,310	69	3,786,900,000	12	315,575,000	5.08	1,601,776
Total	\$28,030,716	100%	\$5,020,440,000	27	\$185,942,222	\$5.58	\$1,038,175

**TABLE 40: SUMMARY OF 2013 UNDERWRITING FEES BY TYPE OF CLIENT**

	Fees	Percent of Total	Bonds Issued	Number of Issues	Average Size	Fee Per \$1,000	Average Fee Per Issue
Private	\$7,764,052	27%	\$1,256,485,000	21	\$59,832,619	\$6.18	\$369,717
Public	21,333,681	73	4,652,350,000	6	775,391,667	4.59	3,555,614
Total	\$29,097,733	100%	\$5,908,835,000	27	\$218,845,741	\$4.92	\$1,077,694

## SECTION II—EXPENDITURES

### COUNSEL’S OFFICE

For Counsel’s Office, most items relate to costs of issuance incurred in connection with the Authority’s financing process, a series of individual fixed price transactions rather than a multi-year contract, and therefore, expenditures made during the period have been summarized.

As Noted in the Introduction of this Report, certain expenditures summarized below, such as those paid for institution’s counsel, title insurance, and insurer/swap counsel, were made to vendors selected by customers of the Authority and paid from bond proceeds in connection with financings undertaken by the Authority for those customers.

**TABLE 41: SUMMARY OF 2012 EXPENDITURES — COUNSEL’S OFFICE**

Category	Amount	Percent of Total
Bond Counsel	\$5,124,177	37%
Litigation Counsel	3,242,693	23
Title Insurance	2,740,358	19
Institutions Counsel	2,155,062	15
Real Estate Counsel	420,528	3
Insurer/Swap Counsel	203,000	1
Other	245,456	2
<b>Total</b>	<b>\$14,131,274</b>	<b>100%</b>

**TABLE 42: SUMMARY OF 2013 EXPENDITURES — COUNSEL’S OFFICE**

Category	Amount	Percent of Total
Bond Counsel	\$6,587,839	49%
Institutions Counsel	3,191,986	23
Real Estate Counsel	1,292,793	10
Title Insurance	1,130,437	8
Litigation Counsel	682,334	5
Insurer/Swap Counsel	381,424	3
Other	276,040	2
<b>Total</b>	<b>\$13,542,853</b>	<b>100%</b>



**SECTION II—EXPENDITURES**  
**COUNSEL’S OFFICE**

Tables 43 through 47 highlight the ten highest paid firms, which represented 81 percent, and 75 percent of all expenditures listed in the Report within the Counsel’s Office section for 2012 and 2013, respectively.

**TABLE 43: SUMMARY OF MAJOR EXPENDITURES**

	<b>2012</b>	<b>2013</b>
<b>Total — Ten Highest Paid Legal Firms and All Title Costs</b>	\$11,428,398	\$10,141,982
<b>Total Expenditures — Counsel's Office</b>	\$14,131,274	\$13,542,853
<b>Ten Highest Paid Legal Firms and All Title Costs as a Percentage of Total Expenditures</b>	81%	75%

## SECTION II—EXPENDITURES

### COUNSEL’S OFFICE

TABLE 44: 2012 TEN HIGHEST PAID LEGAL FIRMS

Firm	Amount
Holland & Knight LLP	\$2,229,290
Orrick, Herrington & Sutcliffe LLP	1,729,545
Hawkins, Delafield & Wood LLP	1,619,818
Sidley Austin LLP	870,010
Squire, Sanders & Dempsey, LLP	685,583
Nixon Peabody, LLP	566,000
Hiscock & Barclay, LLP	535,446
*Ropes & Gray, LLP	420,219
*Trespasz & Marquardt LLP	364,000
Winston & Strawn, LLP	253,425
Total	\$9,273,336
Percent Total Expenditures — Counsel's Office	66%

\*Selected by customers of the Authority and paid from bond proceeds in connection with financings undertaken by the Authority for those customers.

TABLE 45: 2013 TEN HIGHEST PAID LEGAL FIRMS

Firm	Amount
Orrick, Herrington & Sutcliffe LLP	\$1,983,164
Nixon Peabody LLP	1,579,428
Hawkins, Delafield & Wood LLP	1,257,026
Holland & Knight LLP	866,685
Hiscock & Barclay LLP	678,279
Sidley Austin LLP	624,836
Harris Beach LLP	620,500
Pillsbury Winthrop Shaw Pittman LLP	586,069
Squire, Sanders & Dempsey LLP	445,563
Berger & Webb LLP	369,995
Total	\$9,011,545
Percent Total Expenditures — Counsel's Office	67%

**SECTION II—EXPENDITURES**  
**COUNSEL’S OFFICE**

**TABLE 46: 2012 TITLE EXPENDITURES**

Provider	Amount
Fidelity National Title Insurance Comp	\$851,412
First American Title Insurance Company	587,329
Commonwealth Land Title Insurance Co.	348,348
Title Works Abstract, Inc.	185,922
GCA Abstract LLC D/B/A GCA Abstract Comp	75,165
Feldman Jacobson Abstract Corp	65,801
McCall Abstract Corp.	20,741
Chicago Title Insurance Company	20,344
All Title Costs	\$2,155,062
Percent Total Expenditures – Counsel’s Office	15%

**TABLE 47: 2013 TITLE EXPENDITURES**

Provider	Amount
Stewart Title Insurance Company	\$257,369
First American Title Insurance Company	250,848
Chicago Title Insurance Company	204,159
American Land Services Inc.	170,675
St. Francis College	66,455
Poughkeepsie Abstract Company Inc.	65,861
William R. Kenyon D/B/A Kenyon & Kenyon	48,216
Phillips Lytle LLP	31,596
Titlevest Services LLC	16,558
GCA Abstract LLC D/B/A GCA Abstract Comp	11,200
Fidelity National Title Insurance Comp	7,500
All Title Costs	\$1,130,437
Percent Total Expenditures – Counsel’s Office	8%

## SECTION II—EXPENDITURES

### ADMINISTRATION AND OPERATIONS SERVICES

Administration and Operations Services includes costs incurred for the ongoing administration and operations of the Authority, such as occupancy, information services and telecommunications, and risk management expenses. These items are included within the Operating Budget or are paid from other program operating funds and have also been summarized by expenditures made during the period.

Tables 48 and 49, summarizes 2012 and 2013 expenditures by major category. Expenditures relate to both program and DASNY operations.

**TABLE 48: SUMMARY OF 2012 EXPENDITURES BY CATEGORY**

Category	Amount	Percent of Total
Risk Management	\$9,985,734	52%
One Penn Plaza	2,636,301	14
I/S & Telecommunications	2,113,923	11
Executive Initiatives	1,165,037	6
Building/Utilities	559,178	3
Travel	547,775	2
Office Expense	519,149	2
Financial Management	448,300	2
Parking	340,968	2
Vehicle/Maintenance	144,439	1
Human Resources/Benefits	69,854	0
Other	894,821	5
<b>Total</b>	<b>\$19,425,479</b>	<b>100%</b>

**SECTION II—EXPENDITURES**  
**ADMINISTRATION AND OPERATIONS SERVICES**

**TABLE 49: SUMMARY OF 2013 EXPENDITURES BY CATEGORY**

Category	Amount	Percent of Total
Risk Management	\$10,055,445	53%
One Penn Plaza	2,874,737	15
I/S & Telecommunications	1,765,099	9
Executive Initiatives	729,977	4
Travel	522,228	3
Building/Utilities	501,066	3
Financial Management	434,836	2
Office Expense	409,297	2
Parking	290,019	2
Vehicle/Maintenance	150,258	1
Human Resources/Benefits	53,898	0
Other	1,216,980	6
<b>Total</b>	<b>\$19,003,840</b>	<b>100%</b>

**SECTION II—EXPENDITURES**  
**ADMINISTRATION AND OPERATIONS SERVICES**

Tables 50 through 52, highlight all vendors paid more than \$100,000, which represented 85 percent, and 85 percent of all expenditures listed in the Administration and Operations Services section for 2012 and 2013, respectively.

**TABLE 50: SUMMARY OF MAJOR EXPENDITURES**

Total Administration & Operations Services	2012	2013
Vendors Over \$100,000	\$16,374,758	\$16,201,183
Total Expenditures – Administration & Operations	\$19,425,479	\$19,003,840
Vendors Over \$100,000 as a Percentage of Total Administration & Operations Services	85%	85%

**SECTION II—EXPENDITURES**  
**ADMINISTRATION AND OPERATIONS SERVICES**

**TABLE 51: 2012 VENDORS OVER \$100,000**

Vendor	Amount
Marsh USA Inc.	\$8,292,621
One Penn Plaza LLC	2,636,301
Rose & Kiernan	939,631
Crawford & Company	526,667
Health Research Inc.	418,273
Jamaica Business Resource Center Inc.	417,155
KPMG LLP	367,000
National Grid	334,266
Albany Parking Authority	328,008
Citibank	285,474
NYS Industries for Disabled Inc.	251,213
The Cayemitte Group Inc.	222,896
Oracle America Inc.	184,370
Dell Marketing L.P.	154,844
Wright Express Financial Services Corp.	153,630
SHI International Corp	140,244
U.S. Bank, National Association	139,095
Sentry Insurance	127,697
Treasurer, City of Albany	125,000
United Parcel Service	113,871
Van Bortel Ford Inc.	112,477
Verizon Wireless (VAW) LLC	104,027
Total Vendors Over \$100,000	\$16,374,758
Percent Total Expenditures - Administration & Operations Services	85%

**SECTION II—EXPENDITURES**  
**ADMINISTRATION AND OPERATIONS SERVICES**

**TABLE 52: 2013 VENDORS OVER \$100,000**

Vendor	Amount
Marsh USA Inc.	\$8,228,788
One Penn Plaza LLC	2,874,737
Rose & Kiernan	894,702
Crawford & Company	419,565
Health Research Inc.	397,414
KPMG LLP	317,500
Sentry Insurance	308,636
Albany Parking Authority	278,139
Citibank	265,543
National Grid	253,987
40 West 20 th Street Condominium	226,182
Systems Management Planning, Inc.	192,261
Renee Sacks Associates, Inc.	156,988
Jamaica Business Resource Center Inc.	145,393
Verizon Wireless (VAW) LLC	140,858
U.S. Bank, National Association	140,495
Hartford Financial Services Group, Inc.	137,585
Hewlett Packard Company	131,318
Treasurer, City of Albany	125,000
RMBDC, Inc.	124,290
NYS Industries for Disabled Inc.	117,202
Hoselton Chevrolet, Inc.	115,820
Oracle America Inc.	105,326
NYS Department of Labor	103,454
Total Vendors Over \$100,000	\$16,201,183
Percent Total Expenditures - Administration & Operations Services	85%



**D A S N Y**  
 Procurement Contract Annual Report  
 for the Period Commencing  
 April 1, 2012 and Ending March 31, 2013

**CONSTRUCTION SERVICES**  
**SUMMARY OF AWARDS**

	Original Emcumbered Value	Current Emcumbered Value	Fiscal Period Payments	All Payments To-Date
30 Professional Service Contracts	38,004,743	53,279,154	15,381,104	15,381,104
119 Construction Contracts	284,584,675	284,172,376	48,325,484	48,325,484
837 Purchase Orders (Construction)	47,570,374	49,782,038	30,662,833	30,662,833
<b>986</b>	<b>370,159,792</b>	<b>387,233,568</b>	<b>94,369,421</b>	<b>94,369,421</b>

Executive Summary - APPENDIX A  
Awarded Professional Services

Procurement Report  
April 1, 2012 - March 31, 2013

Professional Service Contracts

Award Date	Complete Date	Contractor/Vendor	ContractID	Comm/ Service	Award Code	Original Encum. Value	Current Encum. Value	Fiscal Period Payments	Payments To-Date	NYS Prog.	MWBE Bids
02/13/13	12/30/13	BERGMANN ASSOCIATES INC.	00169625	400	E	52,115	52,115	0	0	Y	28
03/01/13	12/31/13	BERGMANN ASSOCIATES INC.	00172907	255	E	64,228	64,228	0	0	Y	28
10/19/12	03/31/13	DESIGN 2147 LTD	00170521	400	E	33,000	33,000	6,950	6,950	Y	33
01/08/13	08/16/13	DEZSO, ANDREA	00171255	401	A2	390,000	390,000	128,700	128,700	Y	41
05/16/12	12/31/12	GENESYS ENGINEERING P.C.	00167530	265	E	49,980	49,980	47,481	47,481	Y	40
12/07/12	04/23/13	GILBANE BUILDING COMPANY	00172401	302	A2	1,396,991	1,396,991	0	0	Y	29
06/11/12	12/01/12	HELMICK SCULPTURE LLC	00167009	401	C	250,000	250,000	50,000	50,000	Y	40
05/31/12	01/13/14	IKON 5 ARCHITECTS LLC	00168101	255	A2	115,895	696,094	220,235	220,235	Y	41
03/14/13	12/13/13	JACOBS CONSULTANCY INC	00173708	255	E	585,000	599,898	82,628	82,628	Y	21
01/14/13	08/30/15	JACOBS PROJECT MANAGEMENT CO.	00171607	306	A2	2,850,000	2,953,477	0	0	Y	28
01/14/13	08/30/15	JACOBS PROJECT MANAGEMENT CO.	00171611	900	A2	10,722,643	10,722,643	525,515	525,515	Y	28
07/16/12	12/31/13	JAM CONSULTANT INC.	00169336	400	E	9,000	9,000	3,026	3,026	Y	32
09/12/12	07/23/13	JOHNSON CONTROLS, INC.	00171661	266	A2	5,217,407	5,217,407	0	0	Y	40
03/16/13	07/20/14	KIRCHHOFF-CONSIGLI CONSTRUCTION	00173309	302	A2	4,447,837	4,447,837	0	0	Y	52
03/19/13	07/02/14	KIRCHHOFF-CONSIGLI CONSTRUCTION	00172488	302	A2	1,972,187	1,972,187	0	0	Y	52
03/19/13	08/10/13	KIRCHHOFF-CONSIGLI CONSTRUCTION	001774318	302	A2	159,795	159,795	0	0	Y	52
06/06/12	12/31/12	KIRCHHOFF-CONSIGLI CONSTRUCTION	00167996	307	A2	171,037	171,037	115,262	115,262	Y	52
10/31/12	12/31/13	KIRCHHOFF-CONSIGLI CONSTRUCTION	001771024	307	A2	133,201	133,201	114,180	114,180	Y	52
05/15/12	12/31/12	LEONARD J. STRANDBERG AND ASSOCIATES	00167427	265	E	17,400	17,400	11,250	11,250	Y	33
04/12/12	08/02/13	LPCMINELLI, INC.	00168204	307	A2	3,755,224	17,830,069	11,432,556	11,432,556	Y	52
04/12/12	08/02/13	LPCMINELLI, INC.	00168486	307	A2	1,179,396	1,590,875	626,500	626,500	Y	52
04/19/12	02/11/13	MITCHELL/GIURGOLA ARCHITECTS LLP	00166966	255	A2	2,564,495	2,564,495	1,198,194	1,198,194	Y	41
02/26/13	12/31/13	OUTSOURCE CONSULTANTS, INC.	00169116	255	E	10,000	10,000	0	0	Y	33
05/02/12	11/15/13	SBLM ARCHITECTS PC	00167196	255	E	844,981	844,981	351,753	351,753	Y	40
08/15/12	12/31/12	SIMPSON GUMPERTZ & HEGGER INC.	00168212	255	E	152,272	152,272	74,102	74,102	Y	40
08/15/12	04/21/14	SIMPSON GUMPERTZ & HEGGER INC.	00169643	265	E	168,500	258,013	63,943	63,943	Y	40
04/05/12	06/01/12	SLOAN ARCHITECTS PC	00167721	255	C	10,866	10,866	7,902	7,902	Y	28
06/19/12	06/30/13	STV INCORPORATED	00168126	260	E	85,034	85,034	57,768	57,768	Y	40
12/18/12	05/31/13	TDX CONSTRUCTION CORP.	00171232	302	A2	555,020	555,020	250,741	250,741	Y	41
05/30/12	01/01/15	VAN DEUSEN & ASSOCIATES, INC.	00167785	265	E	41,249	41,249	12,418	12,418	Y	33
<b>Total Awarded Professional Service Contracts</b>						<b>38,004,743</b>	<b>53,279,154</b>	<b>15,381,104</b>	<b>15,381,104</b>		

Executive Summary - APPENDIX B  
Awarded Construction Contracts

Procurement Report  
April 1, 2012 - March 31, 2013

Construction Contracts

Award Date	Complete Date	Contractor/Vendor	ContractID	Comm/ Service	Award Code	Original Encum. Value	Current Encum. Value	Fiscal Period Payments	Payments To-Date	NYS Prog.	MWBE Bids		
12/03/12	06/01/13	514 POTTER AVE CORP	00173199	805	A1	99,800	99,800	13,490	13,490	Y	28		4
07/06/12	11/30/12	ABTRON ASSOCIATES CORP	00170469	906	A1	253,793	253,793	55,260	55,260	Y	41	X	6
11/28/12	07/31/13	ACKERMAN PLUMBING, INC.	00173096	805	A1	119,439	119,439	16,091	16,091	Y	28		2
03/26/13	06/20/14	ACTION ELEVATOR INC./D/BA HUDSON ELEVAT	00175251	905	A1	776,000	776,000	0	0	Y	41		2
06/06/12	05/16/14	ADMIRAL CONSTRUCTION, LLC	00169833	600	A1	12,993,000	12,993,000	3,070,767	3,070,767	Y	40	X	13
05/21/12	09/12/12	AGA ENVIRONMENTAL INC.	00169542	600	A1	1,651,000	1,987,239	1,860,612	1,860,612	Y	28	X	
06/19/12	01/31/13	AMCON CONTRACTING CORP.	00170113	600	A1	1,318,774	1,318,774	765,120	765,120	Y	40		29
08/09/12	03/29/13	AMG-ENVIRONMENTAL RESTORATION LLC	00177072	501	A1	971,000	971,000	61,866	61,866	Y	41	X	
07/25/12	02/28/13	ANDERSON INNISS DBA HANDY ANDY HOME	00170834	600	A1	479,000	479,000	166,848	166,848	Y	28	X	10
03/11/13	08/19/14	ARC ELECTRICAL & MECHANICAL CONTR. COR	00174973	600	A2	52,199,000	52,199,000	0	0	Y	28		11
04/19/12	01/31/13	ATLAS ROLL OFF CORP	00168726	SIT	A1	2,995,000	3,003,071	1,138,916	1,138,916	Y	32		15
07/16/12	11/30/14	BILTMORE GENERAL CONTRACTING INC.	00170661	600	A1	4,899,000	2,999,000	292,919	292,919	Y	28		20
07/17/12	11/12/12	BIRCH GROVE LANDSCAPING & NURSERY, INC.	00170692	SIT	A1	61,850	61,850	58,667	58,667	Y	52	X	7
02/26/13	11/01/13	BLM CONSTRUCTION COMPANY INCORPORATE	00174739	600	A1	591,900	591,900	0	0	Y	28	X	5
03/29/13	10/31/13	BLM CONSTRUCTION COMPANY INCORPORATE	00175358	600	A1	343,000	343,000	0	0	Y	28	X	6
10/16/12	06/28/13	BLM CONSTRUCTION COMPANY INCORPORATE	00172296	600	A1	1,111,000	1,111,000	231,857	231,857	Y	28	X	6
06/07/12	08/17/12	BOLAND'S EXCAVATING & TOPSOIL INC.	00169886	600	A1	206,000	232,565	220,557	220,557	Y	52		5
01/11/13	06/30/14	BURGIO & CAMPOFELICE INC.	001774001	600	A1	22,548,937	22,548,937	0	0	Y	52		7
03/01/13	08/31/14	BURNS BROS. CONTRACTORS, INC.	001774846	805	A1E	1,400,615	1,400,615	0	0	Y	28		2
11/07/12	04/01/13	BURNS BROS. CONTRACTORS, INC.	00172713	800	A1	88,478	88,478	0	0	Y	28		4
12/17/12	04/01/13	BURNS BROS. CONTRACTORS, INC.	00173479	805	A1	100,810	100,810	0	0	Y	28		5
03/11/13	08/09/13	BURRELL'S EXCAVATING, INC.	001774970	600	A1	798,493	798,493	0	0	Y	52		18
11/26/12	07/31/13	CALADRI DEVELOPMENT CORP.	00173042	600	A1	332,700	332,700	62,477	62,477	Y	28		4
01/31/13	07/13/13	CHARAN ELECTRICAL ENTERPRISES INC	001774242	600	A1	246,855	246,855	0	0	Y	40	X	12
02/21/13	08/31/14	CHARLES A. GAETANO CONST. CORP	001774675	600	A1	7,355,325	7,355,325	0	0	Y	28		8
09/21/12	12/14/12	CNA ENTERPRISES, INC.	001771851	600	A1	343,840	343,840	306,625	306,625	Y	28		10
06/06/12	12/31/13	CONCORD ELECTRIC CORP.	00169883	700	A1	174,000	174,000	10,569	10,569	Y	28		3
09/14/12	12/31/13	CONDOR FIRE SPRINKLER CO, LLC	001771708	805	A1	1,829,000	1,829,000	202,323	202,323	Y	28		2
05/10/12	08/17/12	CON-TECH BUILDING SYSTEMS, INC	00169283	600	A1	1,694,000	1,718,090	1,632,186	1,632,186	Y	52		2
10/25/12	12/31/13	CON-TECH BUILDING SYSTEMS, INC	00172481	600	A1	580,000	580,000	0	0	Y	28		2
11/26/12	05/01/13	CONTINENTAL CONSTRUCTION, LLC	00173037	600	A1	66,900	66,900	636	636	Y	28		6
06/22/12	11/03/12	D. HILLMAN & SONS, LLC	00170250	600	A1	550,000	571,002	239,567	239,567	Y	28		6
12/03/12	06/01/13	DAUCHER ELECTRIC, INC.	00173200	700	A1	120,743	120,743	70,029	70,029	Y	28		2
07/11/12	12/29/14	DEAN BUILDERS GROUP, INC.	00170545	600	A1E	2,177,297	2,177,297	185,619	185,619	Y	52	X	7

Executive Summary - APPENDIX B  
Awarded Construction Contracts

Procurement Report  
April 1, 2012 - March 31, 2013

Award Date	Complete Date	Contractor/Vendor	ContractID	Comm/ Service	Award Code	Original Encum. Value	Current Encum. Value	Fiscal Period Payments	Payments To-Date	NYS Prog.	MWBE Bids	
06/20/12	12/31/12	DIMITRI ENTERPRISES, INC.	00170155	600	A1	390,000	390,000	277,765	277,765	Y	28	5
04/11/12	08/03/12	DOW ELECTRIC INC.	00168505	600	A1	506,000	513,942	480,700	480,700	Y	52	7
07/20/12	11/03/12	DOW ELECTRIC INC.	00170762	700	A1	112,000	112,374	57,551	57,551	Y	28	5
11/28/12	04/01/13	DOW ELECTRIC INC.	00173107	700	A1	5,200	5,200	0	0	Y	28	4
11/19/12	09/01/13	ECKERT MECHANICAL LLC	00172966	MEC	A1	45,000	45,000	2,612	2,612	Y	20	2
11/19/12	09/01/13	ECKERT MECHANICAL LLC	00173000	805	A1	19,000	19,000	1,311	1,311	Y	20	2
05/29/12	10/31/12	EMCOR/BETLEM SERVICE CORPORATION	00169664	804	A1	102,107	102,107	79,702	79,702	Y	28	5
06/22/12	11/03/12	EMCOR/BETLEM SERVICE CORPORATION	00170249	804	A1	55,000	55,000	4,867	4,867	Y	28	3
09/27/12	11/30/14	ETNA PRESTIGE TECHNOLOGY, INC.	00171933	804	A1	495,000	257,000	0	0	Y	28	9
02/28/13	08/09/13	EXCEL INSULATION CO., INC.	00174815	600	A1	128,500	128,500	0	0	Y	52	4
03/29/13	10/18/13	FAHS CONSTRUCTION GROUP, INC.	00175371	600	A1E	2,361,000	2,361,000	0	0	Y	52	3
09/06/12	02/28/13	FANSHAWE INC. DBA ROCKLAND ELECTRIC	00171580	700	A1	29,700	29,700	16,853	16,853	Y	28	1
01/16/13	06/28/13	FRANK J. MARIANACCI, INC.	001774031	804	A1	104,000	104,000	9,044	9,044	Y	28	3
01/25/13	06/28/13	FRANK J. MARIANACCI, INC.	00174165	700	A1	139,000	139,000	11,875	11,875	Y	28	3
02/25/13	11/01/13	FRANK J. MARIANACCI, INC.	00174679	804	A1	65,300	65,300	0	0	Y	28	2
09/27/12	04/15/14	FRESH MEADOW MECHANICAL CORP.	001771997	600	A1	6,413,000	6,413,000	0	0	Y	40	3
12/06/12	09/01/13	GALLO CONSTRUCTION CORP.	00173258	600	A1	747,000	747,000	14,660	14,660	Y	20	3
12/03/12	06/01/13	GIRUZZI PLUMBING & HEATING, INC.	00173203	804	A1	97,000	97,000	24,614	24,614	Y	28	1
06/06/12	07/15/12	GORSKI ENTERPRISE LLC D/B/A MIRACLE MET	00169884	600	A1	45,245	42,870	42,870	42,870	Y	52	2
11/19/12	09/01/13	HAROLD R. CLUNE, INC.	00173005	700	A1	66,700	66,700	2,850	2,850	Y	20	4
02/27/13	08/31/14	HJ BRANDELES CORPORATION	001774761	804	A1	2,781,000	2,781,000	0	0	Y	28	4
05/29/12	10/31/12	HJ BRANDELES CORPORATION	00169663	805	A1	313,000	315,811	216,795	216,795	Y	28	5
01/25/13	06/28/13	HMI MECHANICAL SYSTEMS, INC.	001774167	804	A1	249,600	249,600	3,990	3,990	Y	28	4
05/10/12	11/20/12	INDUSTRIAL POWER & LIGHTING	00168712	700	A1	167,700	183,520	174,344	174,344	Y	28	6
05/22/12	07/30/12	INDUSTRIAL POWER & LIGHTING	00169568	803	A1	94,500	105,835	105,835	105,835	Y	52	2
03/05/13	09/01/13	INTEGRATED RIGGING & CONTRACTING, INC.	001774892	600	A1	492,513	492,513	0	0	Y	28	9
05/17/12	08/03/12	J&A MECHANICAL CONTRACTORS, INC.	00169440	804	A1	437,000	459,263	398,264	398,264	Y	52	4
11/02/12	07/31/13	J&J SASS ELECTRIC, INC.	00172667	700	A1	82,533	82,533	0	0	Y	28	6
08/09/12	08/02/14	J. KOKOLAKIS CONTRACTING INC.	001770996	600	A1	75,972,507	75,972,507	8,602,732	8,602,732	Y	28	7
05/24/12	04/15/13	JOS. A. SANDERS & SONS, INC.	00169647	615	A1	482,107	501,261	457,455	457,455	Y	28	7
01/16/13	07/26/13	LANDRY MECHANICAL CONTRACTORS, INC.	001774040	804	A1	974,000	974,000	14,915	14,915	Y	52	3
04/30/12	07/12/13	LECHASE CONSTRUCTION SERVICES, LLC	00169040	600	A1E	7,564,000	7,809,879	4,071,330	4,071,330	Y	52	6
11/28/12	07/26/13	LECHASE CONSTRUCTION SERVICES, LLC	00173110	600	A1E	1,344,000	1,344,000	28,718	28,718	Y	52	3
05/29/12	08/15/12	LINDA HOLDING CORP.	00169667	SIT	A1E	1,059,085	1,101,290	1,047,867	1,047,867	Y	52	5
03/22/13	08/02/13	LORAN CONSTRUCTION INC.	00175220	600	A1	181,000	181,000	0	0	Y	52	6

Executive Summary - APPENDIX B  
Awarded Construction Contracts

Procurement Report  
April 1, 2012 - March 31, 2013

Award Date	Complete Date	Contractor/Vendor	ContractID	Comm/ Service	Award Code	Original Encum. Value	Current Encum. Value	Fiscal Period Payments	Payments To-Date	NYS Prog.	MWBE Bids
10/22/12	03/15/13	M & J ELECTRICAL CONTRACTORS CORP.	00172423	600	A1	947,000	947,000	225,112	225,112	Y	40
02/26/13	06/13/14	MANHATTAN BUSINESS INTERIORS INC	00174751	600	A1	13,277,000	13,277,000	0	0	Y	41
07/19/12	10/31/12	MANHATTAN BUSINESS INTERIORS INC	00170761	600	A1	799,995	983,872	867,986	867,986	Y	40
08/02/12	07/16/13	MANHATTAN BUSINESS INTERIORS INC	00170990	600	A1	2,622,000	2,622,000	945,918	945,918	Y	33
02/25/13	11/01/13	MARLOCK ELECTRIC, INC.	00174716	700	A1	72,995	72,995	0	0	Y	28
02/21/13	08/31/13	MATCO ELECTRIC CORPORATION	00174665	700	A1	1,659,500	1,659,500	0	0	Y	28
06/06/12	10/01/12	MCGINNIS NELSON CONSTRUCTION	00169840	600	A1	116,000	116,000	110,200	110,200	Y	28
11/13/12	12/03/14	MCGINNIS NELSON CONSTRUCTION	00172866	600	A1	0	1	0	0	Y	28
02/12/13	07/31/13	MID-STATE INDUSTRIES, LTD.	00174506	615	A1	771,611	771,611	0	0	Y	28
04/23/12	08/10/12	MID-STATE INDUSTRIES, LTD.	00168799	600	A1	129,811	153,628	153,628	153,628	Y	52
05/03/12	08/01/12	MID-STATE INDUSTRIES, LTD.	00169119	615	A1E	794,111	714,090	714,090	714,090	Y	52
09/17/12	12/31/13	MOUNTAIN LAKE ELECTRICAL, INC.	00171572	701	A1	238,250	238,250	74,965	74,965	Y	28
05/03/12	08/28/12	MURNANE BUILDING CONTRACTORS	00169123	600	A1	3,018,100	3,293,580	3,096,169	3,096,169	Y	52
05/30/12	10/31/12	NELCORP ELECTRICAL CONTRACTING CORP.	00169699	700	A1	169,900	174,172	151,347	151,347	Y	28
04/17/12	08/15/12	NORTHLAND ASSOCIATES, INC.	00168664	600	A1	3,273,000	3,627,806	3,219,608	3,219,608	Y	52
11/13/12	11/13/13	NURZIA CONSTRUCTION CORPORATION	00172865	600	A1	0	310,704	0	0	Y	28
06/22/12	11/03/12	PETCOSKY & SONS PLUMBING AND HEATING I	00170248	805	A1	168,000	168,000	4,712	4,712	Y	28
10/31/12	03/29/13	POSTLER & JAECKLE CORP.	00172589	804	A1	616,500	616,500	487,654	487,654	Y	28
09/27/12	11/30/14	PREMIER ELECTRICAL CONTRACTORS, INC.	00171934	700	A1	443,000	250,000	12,255	12,255	Y	28
10/04/12	11/21/12	PULVER ROOFING CO., INC.	00172164	600	A1	212,950	212,950	188,955	188,955	Y	28
10/12/12	11/21/12	PULVER ROOFING CO., INC.	00172262	600	A1	198,950	198,950	182,709	182,709	Y	28
12/06/12	07/31/13	REED & REED CONTRACTING, LLC	00173246	804	A1	62,480	62,480	7,600	7,600	Y	28
12/12/12	06/01/13	RICHARD E. ALEXANDER CO. INC.	00173372	600	A1	394,240	394,240	102,190	102,190	Y	28
05/09/12	10/30/12	RICHARD W. WAKEMAN, INC.	00169246	600	A1	1,161,000	1,192,374	633,195	633,195	Y	28
04/10/12	08/01/12	RSI ROOFING, INC.	00168458	615	A1	289,550	289,550	273,648	273,648	Y	52
09/02/12	04/30/13	S & P CONSTR. MANAGEMENT INC.	00171492	600	A1	766,786	766,786	282,451	282,451	Y	40
02/28/13	08/06/13	S & W CONTRACTING OF WESTERN NY INC.	00174823	600	A1	224,167	224,167	0	0	Y	52
05/07/12	07/27/12	S & W CONTRACTING OF WESTERN NY INC.	00169194	600	A1	78,916	78,916	26,527	26,527	Y	28
09/26/12	02/28/13	SIERRA MECHANICAL CONTRACTING INC.	001771924	804	A1	678,660	684,871	65,382	65,382	Y	28
05/11/12	12/31/13	SIMPLEXGRINNELL LP	00169330	805	A1	1,895,825	1,895,825	756,744	756,744	Y	28
09/12/12	11/30/14	SKOUNTZOS PLUMBING & HEATING CORP.	001771651	805	A1	934,000	934,000	0	0	Y	28
02/07/13	05/31/13	SLADE INDUSTRIES, INC.	00174403	905	A1	376,992	376,992	0	0	Y	40
03/07/13	10/20/13	SUNDEEP CONSTRUCTION COMPANY, INC.	00174941	600	A1	804,101	804,101	0	0	Y	40
06/20/12	11/01/12	T. LEMME MECHANICAL INC.	00170172	MEC	A1	573,000	573,000	16,098	16,098	Y	21
07/24/12	10/05/12	TELENTOS CONSTRUCTION CORP.	00170799	615	A1	394,222	394,222	394,222	394,222	Y	41

Executive Summary - APPENDIX B  
Awarded Construction Contracts

Procurement Report  
April 1, 2012 - March 31, 2013

Award Date	Complete Date	Contractor/Vendor	ContractID	Comm/ Service	Award Code	Original Encum. Value	Current Encum. Value	Fiscal Period Payments	Payments To-Date	NYS	Prog.	MWBE	Bids
04/03/12	12/31/12	THE CARDENAS GROUP INC	00168216	600	A1	499,000	579,100	436,567	436,567	Y	21	X	15
09/04/12	12/03/12	THE CARDENAS GROUP INC	00171550	600	A1	269,000	269,000	63,936	63,936	Y	28	X	6
05/03/12	11/14/12	THE PIKE COMPANY	00169150	600	A1	1,702,780	2,191,420	1,720,386	1,720,386	Y	28		9
05/01/12	09/21/12	THE URBAN GROUP, LTD.	00169085	600	A1	871,355	877,288	608,788	608,788	Y	40	X	30
06/13/12	05/01/13	U.W. MARX, INC.	00169965	600	A1E	3,498,606	3,600,907	2,438,589	2,438,589	Y	52		7
10/19/12	06/28/13	UNIFIED MECHANICAL CONTRACTORS, INC.	00172398	805	A1	277,700	277,700	113,616	113,616	Y	28	X	2
06/05/12	10/31/12	USA ROOFING CO. CORP	00169830	615	A1	999,000	999,000	896,102	896,102	Y	41		24
09/06/12	02/28/13	VARDON MECHANICAL CORP	001771579	805	A1	27,994	27,994	10,535	10,535	Y	28		1
06/22/12	06/24/14	VOLMAR CONSTRUCTION, INC.	00170269	600	A1	2,259,652	2,280,082	724,907	724,907	Y	33		25
04/05/12	12/15/12	WHITESTONE CONSTRUCTION CORP.	00168303	600	A1	2,408,000	1,708,125	0	0	Y	28		30
06/20/12	06/24/14	WHITESTONE CONSTRUCTION CORP.	001701714	600	A1	6,272,000	6,272,000	707,275	707,275	Y	33		9
02/11/13	08/09/13	WILKINS MECHANICAL INC.	001774461	600	A1	58,300	58,300	0	0	Y	52	X	5
07/10/12	12/17/12	WILSANDRA CONSTRUCTION CO INC	00170537	600	A1	483,000	512,276	474,410	474,410	Y	28		4
06/29/12	10/31/13	WOODSTONE EARTH CONSTRUCTION, INC.	00170350	SIT	A1	324,488	324,488	324,488	324,488	Y	52		4
03/29/13	03/31/14	WWC CORPORATION	00175389	600	A1	874,342	874,342	0	0	Y	40		
<b>Total Awarded Construction Contracts</b>						<b>284,584,675</b>	<b>284,172,376</b>	<b>48,325,484</b>	<b>48,325,484</b>				

Executive Summary - APPENDIX C  
Awarded Purchase Orders

Procurement Report  
April 1, 2012 - March 31, 2013

Purchase Orders (Construction)

Award Date	Complete Date	Contractor/Vendor	ContractID	Comm/ Service	Award Code	Original Encum. Value	Current Encum. Value	Fiscal Period Payments	Payments To-Date	NYS Prog.	MWBE Bids	
12/13/12	01/23/13	ACCENT COMMERCIAL FURNITURE INC.	00173414	20915	E	101,582	565,359	0	0	N	28	1
07/24/12	09/05/12	ACTIVE MOTIF INC.	00170823	12099	C	15,391	15,476	15,476	15,476	N	40	1
04/04/12	04/05/12	ADT SECURITY SERVICES INC.	00168276	85000	B	269,331	269,331	0	0	N	28	1
04/06/12	06/15/12	ADVANCE 2000 INC.	00168384	77517	B	177,509	179,909	179,909	179,909	N	41	1
03/28/13	03/28/13	ADVANCE GLASS INC	00175347	25101	A1	5,600	5,600	0	0	N	28	X
10/17/12	10/17/12	ADVANCED CLUSTERING TECHNOLOGIES INC	00171852	12099	C	36,934	36,934	36,934	36,934	N	40	1
09/20/12	10/20/12	ADVANCED MEASUREMENT TECHNOLOGY INC.	00177811	38701	C	50,412	50,412	50,412	50,412	N	40	1
02/03/13	02/04/13	ADVANCED THERAPY PRODUCTS, INC.	00174341	11600	A1	8,440	12,040	0	0	N	33	1
01/24/13	01/24/13	ADWAR VIDEO	00174143	38212	C	40,100	40,100	0	0	N	40	1
02/05/13	02/28/13	ADWAR VIDEO	00174364	38789	B	71,772	72,234	71,691	71,691	Y	33	1
02/11/13	02/12/13	ADWAR VIDEO	00174465	38205	C	14,000	14,000	0	0	N	40	1
02/11/13	02/12/13	ADWAR VIDEO	00174470	38205	B	8,472	8,472	0	0	N	40	1
02/11/13	02/12/13	ADWAR VIDEO	00174480	38205	A1	6,650	6,650	0	0	N	40	1
04/26/12	06/11/12	ADWAR VIDEO	00168917	21605	A1	12,636	12,636	12,636	12,636	N	40	2
05/15/12	09/04/12	ADWAR VIDEO	00169376	38200	B	5,000	6,250	6,250	6,250	N	40	1
05/25/12	06/25/12	ADWAR VIDEO	00169654	38205	B	53,100	53,100	53,100	53,100	N	41	1
05/25/12	06/25/12	ADWAR VIDEO	00169658	38205	B	136,741	136,741	136,741	136,741	N	41	1
05/25/12	06/25/12	ADWAR VIDEO	00169660	38205	B	65,980	65,980	65,980	65,980	N	41	1
09/26/12	09/26/12	ADWAR VIDEO	00171925	38205	B	5,025	5,025	5,025	5,025	N	52	1
10/12/12	10/12/12	ADWAR VIDEO	00172258	38200	B	44,460	44,460	44,460	44,460	N	40	1
10/30/12	10/30/12	ADWAR VIDEO	00172584	38212	A1	7,782	7,782	7,782	7,782	N	40	1
11/01/12	11/01/12	ADWAR VIDEO	00172627	38806	B	31,169	31,169	31,169	31,169	N	40	1
11/07/12	11/07/12	ADWAR VIDEO	00172622	38806	B	38,389	38,389	38,389	38,389	N	40	1
11/09/12	11/09/12	ADWAR VIDEO	00172775	38200	B	6,200	6,200	6,200	6,200	N	52	1
02/05/13	02/05/13	AFD CONTRACT FURNITURE INC.	00174363	85200	A1	8,308	8,308	8,308	8,308	N	40	1
08/17/12	08/17/12	AFD CONTRACT FURNITURE INC.	00171265	20915	A1	7,775	9,639	9,639	9,639	Y	40	1
02/25/13	03/28/13	AGILENT TECHNOLOGIES INC.	00174724	10610	C	19,571	19,571	0	0	N	40	1
03/21/13	05/21/13	AGILENT TECHNOLOGIES INC.	00175214	10610	C	25,958	25,958	0	0	N	40	1
05/21/12	05/31/12	AGILENT TECHNOLOGIES INC.	00169560	12099	E	76,924	24,848	24,848	24,848	N	40	1
06/27/12	08/14/12	AGILENT TECHNOLOGIES INC.	00170298	12013	C	180,814	180,814	180,814	180,814	N	40	1
07/25/12	07/25/12	AGILENT TECHNOLOGIES INC.	00170836	12099	C	18,377	18,377	18,377	18,377	N	40	1
08/14/12	08/14/12	AGILENT TECHNOLOGIES INC.	001771088	12099	A1	5,020	5,020	5,020	5,020	N	40	1
12/11/12	02/18/13	AGILENT TECHNOLOGIES INC.	00173348	10610	B	5,647	5,647	5,647	5,647	N	40	1
06/12/12	06/13/12	ALCON LABORATORIES, INC.	00169944	11600	B	13,050	13,050	13,050	13,050	N	33	1

Executive Summary - APPENDIX C  
Awarded Purchase Orders

Procurement Report  
April 1, 2012 - March 31, 2013

Award Date	Complete Date	Contractor/Vendor	ContractID	Comm/ Service	Award Code	Original Encum. Value	Current Encum. Value	Fiscal Period Payments	Payments To-Date	NYS Prog.	MWBE Bids	
10/03/12	10/15/12	ALICONA CORPORATION	00172132	10610	C	87,930	87,930	0	0	N	40	1
10/03/12	10/15/12	ALICONA CORPORATION	00172133	10610	C	12,260	12,260	0	0	N	40	1
10/03/12	10/15/12	ALICONA CORPORATION	00172134	10610	C	196,420	196,420	0	0	N	40	1
01/18/13	03/11/13	ALL A BOARD, INC.	00174070	21501	C	15,015	15,215	0	0	N	52	1
04/18/12	06/20/12	ALLSTEEL INC.	00168708	20915	B	26,823	26,823	26,823	26,823	N	40	1
10/11/12	04/01/13	ALLSTEEL INC.	00172238	20915	B	73,977	73,977	0	0	N	32	1
10/17/12	10/17/12	ALLSTEEL INC.	00172335	20915	B	435,223	435,890	0	0	N	55	1
04/20/12	07/16/12	ALPHA DATA CORPORATION	00168794	85200	B	7,052	7,052	7,052	7,052	N	41	1
05/17/12	05/21/12	ALTYCLE INC DBA LONG ISLAND CARPET	00169487	71002	C	14,192	14,192	14,192	14,192	Y	52	1
04/06/12	06/15/12	ALTURA COMMUNICATION SOLUTIONS, LLC	00168389	60000	B	25,000	25,000	25,000	25,000	N	41	1
04/26/12	05/16/12	AMERICAN HOUSEHOLD STORAGE COMPANY	00168930	79004	B	34,185	34,185	29,385	29,385	Y	52	1
11/28/12	12/05/12	ANASPEC, INC.	00173036	12099	A1	9,596	9,596	9,596	9,596	N	40	1
08/03/12	08/06/12	ANDREW VENDITTI DBA SYRACUSE FITNESS	00171003	30200	B	25,646	25,646	25,646	25,646	N	52	1
03/01/13	03/01/13	ANXTER, INC.	00174852	77001	B	15,356	15,356	0	0	N	40	1
05/09/12	06/01/12	ANXTER, INC.	00169276	22994	B	20,277	20,277	20,277	20,277	N	40	1
08/21/12	10/01/12	ANXTER, INC.	00171302	12029	B	110,832	110,832	110,832	110,832	N	40	1
09/17/12	09/17/12	ANXTER, INC.	00171763	85110	B	5,580	5,580	5,580	5,580	N	40	1
03/21/13	03/21/13	ANNESE & ASSOCIATES INC.	00175209	77015	B	25,404	25,404	0	0	N	52	X
09/10/12	10/15/12	ANNESE & ASSOCIATES INC.	00171640	77503	B	117,055	117,055	117,055	117,055	N	52	X
01/28/13	03/04/13	ANRITSU COMPANY	00174182	20915	C	29,160	29,250	29,250	29,250	N	40	1
01/17/13	01/17/13	APPLE INC.	00174053	75314	B	19,587	19,587	0	0	N	40	1
02/05/13	03/15/13	APPLE INC.	00174367	75314	C	44,884	39,747	39,747	39,747	N	40	1
02/21/13	03/21/13	APPLE INC.	00174595	22932	B	5,128	5,128	0	0	N	40	1
02/26/13	02/26/13	APPLE INC.	00174749	78265	B	33,475	33,475	0	0	N	41	1
04/05/12	04/06/12	APPLE INC.	00168315	38789	B	9,884	9,884	9,884	9,884	N	40	1
04/12/12	05/12/12	APPLE INC.	00168529	22932	B	30,226	30,226	30,226	30,226	N	40	1
04/12/12	05/12/12	APPLE INC.	00168539	22932	A1	5,376	5,376	5,376	5,376	N	40	1
05/09/12	07/23/12	APPLE INC.	00169281	22960	C	290,116	290,116	290,112	290,112	N	40	1
05/10/12	05/11/12	APPLE INC.	00169288	38789	B	14,138	11,866	11,335	11,335	N	40	1
05/10/12	06/25/12	APPLE INC.	00169294	22960	B	252,726	252,726	252,726	252,726	N	41	1
05/14/12	05/14/12	APPLE INC.	00169347	75314	B	20,215	20,215	20,215	20,215	N	40	1
06/04/12	06/30/12	APPLE INC.	00169765	22932	A1	5,555	5,555	5,555	5,555	N	40	1
06/08/12	07/23/12	APPLE INC.	00169927	78265	B	74,984	73,749	73,749	73,749	N	41	1
06/08/12	07/23/12	APPLE INC.	00169928	22940	C	26,614	26,614	26,614	26,614	N	41	1
06/28/12	07/28/12	APPLE INC.	00170313	22932	B	9,715	9,715	9,715	9,715	N	40	1



Executive Summary - APPENDIX C  
Awarded Purchase Orders

Procurement Report  
April 1, 2012 - March 31, 2013

Award Date	Complete Date	Contractor/Vendor	ContractID	Comm/ Service	Award Code	Original Encum. Value	Current Encum. Value	Fiscal Period Payments	Payments To-Date	NYS Prog.	MWBE Bids
07/09/12	09/21/12	APPLE INC.	00170497	22932	B	11,896	11,896	11,896	11,896	N	40
07/11/12	07/11/12	APPLE INC.	00170557	75314	B	5,376	5,061	5,061	5,061	N	40
07/16/12	07/16/12	APPLE INC.	00170660	75314	B	23,874	23,865	23,865	23,865	N	40
08/01/12	08/17/12	APPLE INC.	00170959	78265	B	23,874	23,874	23,874	23,874	N	41
08/16/12	08/16/12	APPLE INC.	00171235	78265	A1	8,247	8,247	8,247	8,247	N	40
08/22/12	08/24/12	APPLE INC.	00171324	38789	B	11,192	10,964	10,964	10,964	N	40
08/31/12	09/04/12	APPLE INC.	00171540	38789	B	8,172	8,172	8,172	8,172	N	40
11/09/12	12/09/12	APPLE INC.	00172788	22932	C	24,982	24,982	24,982	24,982	N	40
11/15/12	12/15/12	APPLE INC.	00172919	22932	A1	8,825	8,825	8,825	8,825	N	40
12/17/12	12/17/12	APPLE INC.	00173486	75314	C	33,590	33,590	33,590	33,590	N	40
02/13/13	02/13/13	APPLIANCES UNLIMITED INC	00174544	25200	A1	43,036	43,036	0	0	N	28
12/26/12	01/04/13	APPLIANCES UNLIMITED INC	00173591	25200	A1	42,032	41,804	41,804	41,804	N	52
05/24/12	05/31/12	APPLIED BIOSYSTEMS LLC	00169628	12099	E	14,327	14,327	14,327	14,327	N	40
04/10/12	04/11/12	APPLIED SCIENCE LABORATORIES	00168477	38789	C	24,956	24,956	24,956	24,956	N	40
07/31/12	10/01/12	ARBIN INSTRUMENTS	00170948	12099	C	22,865	22,865	22,865	22,865	N	40
02/12/13	02/12/13	ARC IRON WORKS INC.	00174536	85000	C	17,500	17,500	17,500	17,500	N	40
12/14/12	01/14/13	ARC.COM FABRICS INC.	00173437	20700A	A1	6,716	6,716	0	0	N	52
04/27/12	07/01/12	ARGENTO & SON, INC.	00169005	08207	A1	19,900	19,900	19,900	19,900	N	41
02/27/13	02/27/13	ARKANSAS LAMP MANUFACTURING COMPANY	00174760	35706	A1	6,624	6,624	0	0	N	52
02/27/13	05/06/13	ARKANSAS LAMP MANUFACTURING COMPANY	00174765	35706	A1	12,902	12,902	0	0	N	52
12/26/12	01/26/13	ASCENSION TECHNOLOGY CORPORATION	00173609	38736	A1	6,284	6,284	6,284	6,284	N	40
04/16/12	05/02/12	ASTRO-MED INC.	00168595	79031	A1	7,485	7,485	7,483	7,483	N	40
07/27/12	09/12/12	ASYLUM RESEARCH CORPORATION	00170903	12010	C	397,755	397,755	385,255	385,255	N	40
10/25/12	11/02/12	ATI INDUSTRIAL AUTOMATION	00172480	38736	C	40,126	40,126	40,052	40,052	N	40
07/02/12	07/02/12	AUDETTE, DEBRA R. DBA A.C.E. WINDOW	001770371	24400	C	32,946	32,946	32,946	32,946	N	52
10/16/12	12/03/12	AUDIO VIDEO CORP.	00172306	38205	B	9,803	9,703	9,703	9,703	N	52
06/27/12	06/27/12	AUTOQUE INC.	00170308	38212	C	13,660	13,660	13,660	13,660	N	40
01/04/13	01/04/13	B&H FOTO & ELECTRONICS CORP DBA B&H	00173735	77530	C	26,640	26,640	26,640	26,640	N	40
01/10/13	01/31/13	B&H FOTO & ELECTRONICS CORP DBA B&H	00173929	38215	A1	8,858	8,858	8,858	8,858	N	41
03/05/13	03/05/13	B&H FOTO & ELECTRONICS CORP DBA B&H	00174886	38212	C	8,940	8,940	0	0	N	40
04/04/12	04/04/12	B&H FOTO & ELECTRONICS CORP DBA B&H	00168290	38212	C	15,497	15,497	15,497	15,497	N	40
04/04/12	04/04/12	B&H FOTO & ELECTRONICS CORP DBA B&H	00168292	38212	C	17,372	17,372	17,372	17,372	N	40
07/05/12	07/30/12	B&H FOTO & ELECTRONICS CORP DBA B&H	00170463	22923	A1	10,080	10,080	10,080	10,080	N	41
07/10/12	07/10/12	B&H FOTO & ELECTRONICS CORP DBA B&H	00170540	38212	C	10,291	10,291	10,291	10,291	N	40
07/12/12	07/12/12	B&H FOTO & ELECTRONICS CORP DBA B&H	00170570	38212	A1	6,934	6,934	6,934	6,934	N	40

Executive Summary - APPENDIX C  
Awarded Purchase Orders

Procurement Report  
April 1, 2012 - March 31, 2013

Award Date	Complete Date	Contractor/Vendor	ContractID	Comm/ Service	Award Code	Original Encum. Value	Current Encum. Value	Fiscal Period Payments	Payments To-Date	NYS Prog.	MWBE Bids
03/21/13	03/22/13	B. BRAUN MEDICAL INC.	00175199	11600	B	33,810	33,810	0	0	N	33
07/10/12	07/10/12	BARBIZON ELECTRIC	00170541	38212	C	13,204	13,204	13,204	13,204	N	40
09/13/12	09/13/12	BARJAN MANUFACTURING LTD.	00171697	21200	A1	105,359	60,365	0	0	Y	40
10/09/12	10/10/12	BARRETT PAVING MATERIALS, INC.	00172201	85000	A1	39,975	39,975	39,975	39,975	Y	28
07/24/12	07/25/12	BECKMAN COULTER, INC.	00170818	38789	E	16,186	16,186	16,186	16,186	N	40
11/20/12	01/28/13	BECTION, DICKINSON & COMPANY DBA BD	00173044	12099	C	173,525	173,525	171,864	171,864	N	40
02/07/13	02/08/13	BERCHTOLD CORPORATION	00174414	11600	B	61,532	61,532	0	0	N	33
09/28/12	09/30/12	BERCHTOLD CORPORATION	00172019	11600	A1	6,919	6,919	0	0	N	33
12/13/12	12/13/12	BETTER POWER, INC. DBA BETTER LIGHT &	00173426	35900	B	47,294	47,294	0	0	N	28
10/23/12	11/20/12	BIG APPLE SIGN CORP	00172446	85000	A1	179,817	179,817	0	0	Y	32
04/06/12	04/09/12	BIOPAC SYSTEMS, INC.	00168385	38789	A1	9,620	9,620	9,620	9,620	N	40
03/07/13	03/07/13	BIO-RAD LABORATORIES INC.	00174959	12099	B	26,943	26,943	0	0	N	40
03/25/13	03/25/13	BIO-RAD LABORATORIES INC.	00175244	12099	C	36,612	36,612	0	0	N	40
10/25/12	12/03/12	BIO-RAD LABORATORIES INC.	00172478	12099	B	17,505	17,505	17,505	17,505	N	40
11/20/12	12/03/12	BIO-RAD LABORATORIES INC.	00173039	12099	B	9,361	9,361	9,361	9,361	N	40
12/28/12	01/28/13	BIO-RAD LABORATORIES INC.	00173697	10610	A1	9,835	9,835	0	0	N	40
07/31/12	09/06/12	BIOTAGE LLC	00170943	12099	C	17,601	17,922	17,922	17,922	N	40
11/26/12	11/26/12	BIO-TEK INSTRUMENTS, INC.	00173081	12099	C	20,124	20,224	20,224	20,224	N	40
05/11/12	03/19/13	BIZCO INC. D/B/A BIZCO TECHNOLOGIES	00169326	12099	A1	5,488	5,453	5,453	5,453	N	40
05/22/12	03/14/13	B-K MEDICAL SYSTEMS INC	00169589	38789	B	290,709	326,202	326,202	326,202	N	33
05/16/12	07/30/12	BLACKBOARD, INC.	00169398	22424	B	39,050	28,498	28,498	28,498	N	41
08/14/12	08/17/12	BLACKBOARD, INC.	00171083	22424	B	12,975	12,566	12,566	12,566	N	41
03/21/13	07/01/13	BLOCKHOUSE CO., INC.	00175218	21501	B	96,834	96,834	0	0	N	52
12/11/12	12/11/12	BLOCKHOUSE CO., INC.	00173369	21501	C	12,970	12,970	0	0	N	52
03/04/13	03/04/13	BLUEWATER COMMUNICATIONS GROUP LLC	001774864	77001	B	34,813	34,813	0	0	N	40
04/30/12	05/31/12	BLUEWATER COMMUNICATIONS GROUP LLC	00169038	77503	B	912,092	912,092	907,287	907,287	N	40
04/30/12	05/31/12	BLUEWATER COMMUNICATIONS GROUP LLC	00169039	77503	B	84,642	84,642	71,142	71,142	N	40
07/26/12	07/26/12	BLUEWATER COMMUNICATIONS GROUP LLC	001770810	76040	B	97,500	97,500	50,505	50,505	N	40
12/17/12	12/17/12	BLUEWATER COMMUNICATIONS GROUP LLC	001773485	77503	B	70,581	70,581	70,581	70,581	N	40
04/24/12	06/08/12	BORROUGHS CORPORATION	00168482	27500	B	65,490	65,490	65,490	65,490	N	41
10/25/12	10/26/12	BRAINLAB, INC.	00172492	11600	E	67,517	67,517	67,517	67,517	N	33
04/03/12	07/16/12	BRETTFORD MANUFACTURING INC.	00168215	20915	B	40,056	40,056	40,056	40,056	N	41
05/24/12	05/31/12	BRUKER OPTICS, INC.	00169629	12099	E	11,760	6,900	6,900	6,900	N	40
01/15/13	05/18/13	BUNKOFF GENERAL CONTRACTORS INC.	001774024	85000	B	28,000	32,979	0	0	Y	28
01/15/13	05/18/13	BUNKOFF GENERAL CONTRACTORS INC.	001774025	85000	A1	29,700	31,142	0	0	Y	28

Executive Summary - APPENDIX C  
Awarded Purchase Orders

Procurement Report  
April 1, 2012 - March 31, 2013

Award Date	Complete Date	Contractor/Vendor	ContractID	Comm/ Service	Award Code	Original Encum. Value	Current Encum. Value	Fiscal Period Payments	Payments To-Date	NYS	Prog.	MWBE Bids
02/22/13	08/01/13	BUNKOFF GENERAL CONTRACTORS INC.	00174681	85000	A1	28,000	28,000	0	0	Y	28	2
02/22/13	08/01/13	BUNKOFF GENERAL CONTRACTORS INC.	00174682	85000	A1	33,000	33,000	0	0	Y	28	2
03/11/13	03/11/13	BUSINESS FURNITURE, INC. DBA BFI	00174976	20915	A1	5,979	5,979	0	0	N	40	1
05/25/12	05/26/12	BUSINESS FURNITURE, INC. DBA BFI	00169659	85000	A1	14,000	14,000	7,700	7,700	N	33	1
03/01/13	03/01/13	BUTLER WOODCRAFTERS, INC.	00174850	21501	B	5,660	5,660	0	0	N	52	1
06/04/12	06/04/12	BUTLER WOODCRAFTERS, INC.	00169774	21501	B	79,809	79,809	79,809	79,809	N	52	1
06/11/12	06/11/12	BUTLER WOODCRAFTERS, INC.	00169933	21501	B	47,861	47,861	47,861	47,861	N	52	1
01/28/13	01/28/13	C.F. STINSON, INC.	00174184	21210	E	9,879	19,813	0	0	N	28	1
10/31/12	11/01/12	CALLANAN INDUSTRIES, INC.	00172599	85000	B	24,000	24,000	24,000	24,000	Y	28	1
10/31/12	11/01/12	CALLANAN INDUSTRIES, INC.	00172600	85000	B	26,000	26,000	26,000	26,000	Y	28	1
10/31/12	11/01/12	CALLANAN INDUSTRIES, INC.	00172601	85000	B	38,000	38,000	38,000	38,000	Y	28	1
05/10/12	09/25/12	CAMPBELL SCIENTIFIC, INC.	00169299	12099	A1	7,652	7,902	7,902	7,902	N	40	1
08/08/12	08/08/12	CAMPUS CONSTRUCTION MANAGEMENT GROU	00171061	84040	E	18,000	18,000	16,500	16,500	Y	52	1
05/13/12	05/25/12	CAPITAL MOVING & STORAGE CO., INC.	00169343	79004	A2	275,000	265,038	265,038	265,038	N	40	4
06/28/12	07/09/12	CAPITAL MOVING & STORAGE CO., INC.	00170347	79004	A1	12,960	84,613	84,613	84,613	N	41	2
02/08/13	02/08/13	CAPITAL UPHOLSTERY INC	00174447	21210	E	13,515	28,730	0	0	Y	28	1
12/28/12	12/31/12	CA-PRO ASSOCIATES INC	00173707	38789	B	68,314	198,314	68,314	68,314	Y	28	1
02/03/13	02/04/13	CARDINAL HEALTH 200 LLC	00174340	11600	B	38,001	38,001	0	0	N	33	1
06/25/12	06/26/12	CARDINAL HEALTH 200 LLC	00170284	11600	B	251,588	251,588	251,421	251,421	N	33	1
07/27/12	07/28/12	CAREFUSION 2200, INC.	00170898	11600	A1	6,988	6,988	0	0	N	33	2
07/27/12	12/18/12	CARL ZEISS MICROSCOPY LLC	00170867	12010	B	879,476	874,882	874,882	874,882	N	40	1
10/22/12	04/01/13	CAROLINA BUSINESS FURNITURE, INC. DBA	00172422	20915	B	65,871	65,871	0	0	N	32	1
06/22/12	07/05/12	CDW GOVERNMENT	00170257	22923	B	11,324	11,324	11,324	11,324	N	41	1
07/25/12	08/30/12	CDW GOVERNMENT	00170832	22932	B	39,934	39,934	39,934	39,934	N	41	1
09/07/12	09/10/12	CDW GOVERNMENT	00171605	38789	B	69,486	78,207	35,628	35,628	N	33	1
02/19/13	02/19/13	CERTIFIED MOVING & STORAGE	001774601	79004	A1	204,436	204,436	0	0	Y	40	4
06/22/12	06/23/12	CHEMINSTRUMENTS, INC.	00170262	38789	A1	8,290	8,290	8,290	8,290	N	40	1
04/16/12	05/16/12	CHEM INSTRUMENT DESIGN, INC. D/B/A BIO-S	00168588	38782	A1	6,815	6,815	6,815	6,815	N	40	1
05/29/12	05/29/12	CIF LAB SOLUTIONS LP	00169668	12014	EC	14,543	14,543	14,543	14,543	N	40	2
05/07/12	08/28/12	COBALT DIGITAL INC.	00169201	38212	C	15,909	15,868	15,868	15,868	N	40	1
01/11/13	01/11/13	COBLESKILL STONE PRODUCTS, INC.	00173963	91050	B	34,469	34,469	0	0	Y	52	1
10/19/12	10/22/12	CODMAN & SHURTLEFF, INC.	00172403	11600	E	27,756	27,756	0	0	N	33	1
05/15/12	06/04/12	COMMUNITY PRODUCTS LLC D/B/A COMMUNIT	00167507	20915	A1	4,015	8,166	8,166	8,166	Y	40	2
08/16/12	08/20/12	COMPULINK TECHNOLOGIES INC.	00171221	22990	A1	5,625	5,825	5,825	5,825	Y	41	1
10/24/12	12/03/12	CONCEPTS OFFICE FURNISHINGS, INC.	00172448	23103	A1	6,806	6,806	5,096	5,096	N	41	1

Executive Summary - APPENDIX C  
Awarded Purchase Orders

Procurement Report  
April 1, 2012 - March 31, 2013

Award Date	Complete Date	Contractor/Vendor	ContractID	Comm/ Service	Award Code	Original Encum. Value	Current Encum. Value	Fiscal Period Payments	Payments To-Date	NYS Prog.	MWBE Bids	
04/10/12	04/27/12	CONMED CORPORATION	00168487	38789	A	11,509	11,509	11,509	11,509	N	33	2
04/23/12	07/10/12	CONSOLIDATED STORAGE COMPANIES INC.	00168771	27505	A1	11,955	13,014	13,014	13,014	N	40	2
10/31/12	10/31/12	CORPORATE COMPUTER SOLUTIONS, INC.	00172585	75502	B	18,534	18,534	18,534	18,534	N	40	X
11/05/12	11/12/12	CORR DISTRIBUTORS, INC.	00172681	21400	C	43,583	43,583	43,583	43,583	N	52	X
12/05/12	12/05/12	CORTECH SOLUTIONS INC.	00173234	12099	C	24,989	24,989	24,989	24,989	N	40	1
02/05/13	02/05/13	CROWN LIFT TRUCKS	00174362	39007	A1	17,553	17,553	0	0	N	40	2
03/04/13	03/04/13	CRS-CORPORATE RELOCATION SYSTEMS INC.	00174858	79004	B	16,739	16,739	0	0	Y	28	1
05/24/12	05/31/12	CRYOSTAR INDUSTRIES INC.	00169631	12099	E	18,000	18,000	18,000	18,000	Y	40	1
05/18/12	06/30/12	CULVER FLOOR COVERING CO., INC	00169526	71002	C	199,354	199,354	199,354	199,354	Y	52	X
04/19/12	06/09/12	CUMMINS POWER SYSTEMS LLC	00168760	85000	A1	5,092	6,542	6,542	6,542	N	30	1
05/17/12	05/18/12	CUMMINS POWER SYSTEMS LLC	00169504	85000	E	13,401	13,401	13,401	13,401	N	30	1
04/26/12	06/25/12	CUSTOM COMPUTER SPECIALISTS INC.	00168941	22990	B	116,121	116,121	116,121	116,121	N	41	1
02/15/13	04/17/13	D G CONNECT LLC D/B/A PATTY VORKEIER MB	00174586	11600	A1	14,771	22,025	0	0	N	33	2
05/08/12	07/09/12	DALE ELECTRONICS CORP	00169227	38212	A1	5,024	5,020	5,020	5,020	N	40	1
01/29/13	03/14/13	DATUM FILING SYSTEMS INC	00174200	20915	B	21,333	21,333	0	0	N	41	1
04/02/12	05/28/12	DAVID EDWARD COMPANY LTD	00168206	85200	A1	5,776	6,571	6,571	6,571	N	41	1
06/28/12	08/13/12	DAWNEX INDUSTRIES INC	00170332	38611	A1	14,995	14,995	14,995	14,995	N	41	2
05/07/12	06/25/12	DEBRA AUDETTE DBA ACE WINDOW FASHIONS	00169216	24400	C	126,048	126,048	126,048	126,048	Y	52	X
07/25/12	07/25/12	DELIDAKS CONSTRUCTION CO. INC	00170835	84000	A1	7,428	7,428	7,428	7,428	Y	33	1
12/04/12	12/04/12	DELL MARKETING CORPORATION	001773207	75302	B	31,866	31,866	31,866	31,866	N	40	1
01/07/13	02/07/13	DELL MARKETING L.P.	001773851	22932	B	6,764	6,764	6,755	6,755	N	40	1
01/25/13	01/25/13	DELL MARKETING L.P.	001774169	79518	B	212,044	212,044	212,044	212,044	N	40	1
04/05/12	04/23/12	DELL MARKETING L.P.	00168314	75302	B	413,643	412,039	412,039	412,039	N	40	1
05/09/12	06/01/12	DELL MARKETING L.P.	00169274	22994	B	102,114	102,114	102,114	102,114	N	40	1
05/10/12	09/10/12	DELL MARKETING L.P.	00169300	75531	B	282,810	280,972	280,972	280,972	N	41	1
05/16/12	06/25/12	DELL MARKETING L.P.	00169384	75531	B	32,785	32,785	32,785	32,785	N	41	1
05/18/12	05/28/12	DELL MARKETING L.P.	00169523	79518	B	25,262	25,262	25,262	25,262	N	41	1
06/04/12	06/05/12	DELL MARKETING L.P.	00169794	38789	B	82,125	82,125	82,125	82,125	N	33	1
06/05/12	09/10/12	DELL MARKETING L.P.	00169823	22960	B	771,679	767,379	767,379	767,379	N	41	1
06/08/12	07/23/12	DELL MARKETING L.P.	00169929	22932	B	357,960	349,485	349,485	349,485	N	41	1
06/15/12	06/25/12	DELL MARKETING L.P.	00170054	22990	B	123,605	123,605	0	0	N	41	1
07/13/12	07/30/12	DELL MARKETING L.P.	00170613	22932	B	13,380	13,380	13,380	13,380	N	41	1
07/13/12	07/30/12	DELL MARKETING L.P.	00170618	22932	B	34,316	34,316	34,316	34,316	N	41	1
07/25/12	08/25/12	DELL MARKETING L.P.	00170825	20915	B	38,560	38,560	38,560	38,560	N	41	1
07/25/12	08/25/12	DELL MARKETING L.P.	00170826	20915	B	5,935	5,935	5,935	5,935	N	41	1

Executive Summary - APPENDIX C  
Awarded Purchase Orders

Procurement Report  
April 1, 2012 - March 31, 2013

Award Date	Complete Date	Contractor/Vendor	ContractID	Comm/ Service	Award Code	Original Encum. Value	Current Encum. Value	Fiscal Period Payments	Payments To-Date	NYS Prog.	MWBE Bids	
07/25/12	08/25/12	DELL MARKETING L.P.	00170827	20915	B	5,483	5,483	5,483	5,483	N	41	1
07/25/12	08/01/12	DELL MARKETING L.P.	00170849	22932	B	19,498	19,498	19,498	19,498	N	40	1
09/12/12	09/14/12	DELL MARKETING L.P.	00171659	38789	B	29,495	29,495	29,495	29,495	N	40	1
11/09/12	02/18/13	DELL MARKETING L.P.	00172789	22932	B	8,928	8,928	8,927	8,927	N	40	1
11/13/12	11/26/12	DELL MARKETING L.P.	00172856	22977	B	13,213	13,213	13,213	13,213	N	40	1
12/18/12	01/18/13	DELL MARKETING L.P.	00173510	22932	B	33,387	33,387	33,387	33,387	N	40	1
12/26/12	01/26/13	DELL MARKETING L.P.	00173619	22932	B	7,701	7,701	0	0	N	40	1
04/27/12	04/28/12	DESIGNS FOR VISION INC.	00168943	38789	A1	9,783	9,783	9,783	9,783	N	33	1
06/01/12	06/02/12	DEVICOR MEDICAL PRODUCTS INC.	00169752	38789	E	46,496	46,496	46,496	46,496	N	33	1
04/12/12	07/02/12	DICK BLICK COMPANY D/B/A BLICK ART	00168527	39103	A1	5,735	5,735	5,735	5,735	N	41	1
04/12/12	09/05/12	DICK BLICK COMPANY D/B/A BLICK ART	00168549	23100	A1	8,405	8,405	8,405	8,405	N	41	1
04/12/12	07/02/12	DICK BLICK COMPANY D/B/A BLICK ART	00168550	39103	B	31,293	31,293	31,293	31,293	N	41	1
03/20/13	03/20/13	DIGITAL SURVEILLANCE SOLUTIONS INC	00175187	38000	B	36,376	36,376	0	0	N	52	1
11/29/12	01/03/13	DIONEX CORP	00173126	12099	B	45,127	45,127	42,871	42,871	N	40	1
08/07/12	08/31/12	DIRECT ENVIRONMENTAL CORP.	00171030	35502	A1	5,259	5,259	5,259	5,259	Y	41	1
04/05/12	06/01/12	DITTO SALES INC DBA VERSTEEL	00168316	20915	B	87,756	87,756	87,756	87,756	N	40	1
05/24/12	08/06/12	DITTO SALES INC DBA VERSTEEL	00169652	20915	B	22,155	22,155	22,155	22,155	N	41	1
08/24/12	05/01/13	DITTO SALES INC DBA VERSTEEL	00171388	21501	B	5,873	5,873	0	0	N	52	1
08/27/12	08/27/12	DITTO SALES INC DBA VERSTEEL	00171424	21501	B	5,873	5,873	0	0	N	52	1
09/12/12	09/12/12	DITTO SALES INC DBA VERSTEEL	00171655	21501	B	5,873	5,873	0	0	N	52	1
09/14/12	09/14/12	DITTO SALES INC DBA VERSTEEL	00171703	21501	B	5,753	5,753	0	0	N	52	1
10/26/12	04/01/13	DITTO SALES INC DBA VERSTEEL	00172497	20915	B	20,980	20,980	0	0	N	32	1
09/20/12	09/20/12	DIVERSIFIED WOODCRAFTS INC.	00171845	20915	B	6,201	6,201	6,201	6,201	N	41	1
09/26/12	11/09/12	DOLOMITE PRODUCTS COMPANY INC DBA	00171922	85000	A1	38,100	42,631	42,631	42,631	N	28	2
08/14/12	08/14/12	DOWNEY-GOODLEIN ELEVATOR CORP.	00171084	71004	A1	7,400	7,400	7,400	7,400	Y	52	1
01/17/13	02/15/13	DRB BUSINESS INTERIORS INC.	00174060	21705	A1	5,300	5,300	0	0	Y	28	1
02/04/13	02/04/13	DRB BUSINESS INTERIORS INC.	00174352	21705	A1	10,200	10,200	0	0	Y	28	2
06/27/12	08/13/12	DYWER PRODUCTS CORP.	00170309	27507	A1	9,859	9,859	9,859	9,859	N	41	1
05/11/12	05/11/12	DYNAMAX INC.	00169327	12099	A1	7,315	7,315	7,254	7,254	N	40	1
01/16/13	01/21/13	E.NFRASTRUCTURE TECHNOLOGIES INC.	00174033	77509	B	5,220	5,220	0	0	Y	41	1
04/10/12	06/15/12	E.NFRASTRUCTURE TECHNOLOGIES INC.	00168443	77517	B	33,882	40,968	40,968	40,968	N	41	1
05/11/12	05/11/12	EAGLE TRANSFER CORP.	00169338	79004	A1	9,900	9,900	9,900	9,900	Y	40	1
10/18/12	10/19/12	EARTH ROAD. INC.	00172383	85000	A1	22,501	22,501	22,501	22,501	Y	28	2
10/23/12	10/24/12	EARTH ROAD. INC.	00172438	85000	A1	12,550	12,550	12,550	12,550	Y	28	2
05/11/12	05/12/12	EBSCO INDUSTRIES INC./ NSC INTERNATIONAL	00169341	38789	A1	5,254	5,254	5,254	5,254	N	40	1

Executive Summary - APPENDIX C  
Awarded Purchase Orders

Procurement Report  
April 1, 2012 - March 31, 2013

Award Date	Complete Date	Contractor/Vendor	ContractID	Comm/ Service	Award Code	Original Encum. Value	Current Encum. Value	Fiscal Period Payments	Payments To-Date	NYS Prog.	MWBE Bids
03/11/13	03/11/13	EDAQ, INCORPORATED	00174964	12099	A1	9,950	9,975	0	0	N	40
03/15/13	03/18/13	EDART GTI INC.	00174614	85000	A1	271,125	271,125	0	0	Y	32
05/24/12	05/24/12	EDART GTI INC.	00169641	38205	A1	361,625	352,421	347,095	347,095	N	41
11/20/12	11/20/12	EGAN VISUAL INTERNATIONAL INC.	00173023	21501	C	12,045	12,045	0	0	N	52
01/10/13	01/10/13	EIA DATACOM INC.	00173711	77201	B	8,093	8,093	0	0	N	40
01/14/13	01/14/13	EIA DATACOM INC.	00174013	77007	B	8,571	8,571	8,571	8,571	N	40
01/17/13	01/30/13	EIA DATACOM INC.	00174055	77201	B	124,993	124,993	13,272	13,272	N	40
02/11/13	02/12/13	EIA DATACOM INC.	00174483	77201	B	6,042	6,042	0	0	N	40
02/26/13	02/26/13	EIA DATACOM INC.	00174753	77201	B	7,241	7,241	7,241	7,241	N	40
02/27/13	02/27/13	EIA DATACOM INC.	00174757	77201	B	5,073	5,073	5,073	5,073	N	40
04/04/12	04/04/12	EIA DATACOM INC.	00168296	77001	B	14,286	14,286	14,286	14,286	N	40
07/11/12	07/11/12	EIA DATACOM INC.	00170501	77001	B	23,722	23,722	23,722	23,722	N	40
12/21/12	02/15/13	EIA DATACOM INC.	00173583	77201	B	44,253	44,186	44,186	44,186	N	40
06/06/12	07/20/12	EMPIRE OFFICE INC.	00169885	20915	A1	11,180	11,180	11,180	11,180	N	40
10/22/12	11/22/12	EMS ACQUISITION CORP DBA ELECTRON	00172418	12070	C	19,752	19,791	19,791	19,791	N	40
07/23/12	07/24/12	ERBE-USA INC.	00170773	11600	E	39,249	39,249	39,249	39,249	N	33
05/30/12	06/30/12	ERGONOM CORPORATION D/B/A ERG INTERNA	00169710	20915	B	90,961	90,961	90,961	90,961	N	52
10/17/12	01/02/13	ERGONOM CORPORATION D/B/A ERG INTERNA	00172199	20915	B	201,324	188,641	94,320	94,320	N	55
06/25/12	08/24/12	EVENSON BEST LLC	00170286	20915	A1	5,081	5,081	5,081	5,081	N	32
07/27/12	08/03/12	EVENSON BEST LLC	00170902	20915	A1	5,000	5,000	5,000	5,000	Y	40
03/27/13	03/27/13	EVERTZ MICROSYSTEMS LTD	00175278	38212	A1	6,262	6,262	0	0	N	40
04/04/12	04/04/12	EVERTZ MICROSYSTEMS LTD	00168299	38212	C	11,320	11,320	11,320	11,320	N	40
07/17/12	08/01/12	EWS ENTERPRISES LLC	00170698	91050	A1	42,900	42,900	42,900	42,900	Y	21
02/28/13	02/28/13	EXEMPLIS CORPORATION	00174776	21501	A1	7,671	8,941	0	0	N	52
07/26/12	07/26/12	EXEMPLIS CORPORATION	00170858	21501	B	81,428	81,428	81,428	81,428	N	52
08/24/12	05/01/13	EXEMPLIS CORPORATION	00171404	21501	B	8,450	8,450	0	0	N	52
08/27/12	08/27/12	EXEMPLIS CORPORATION	00171426	21501	B	9,221	9,221	0	0	N	52
09/12/12	09/12/12	EXEMPLIS CORPORATION	00171657	21501	B	7,978	7,978	0	0	N	52
09/14/12	09/14/12	EXEMPLIS CORPORATION	00171704	21501	B	7,978	7,978	0	0	N	52
10/19/12	11/12/12	EXEMPLIS CORPORATION	00172406	10610	B	9,758	9,758	9,758	9,758	N	40
11/30/12	11/30/12	EXEMPLIS CORPORATION	00173176	21501	C	11,080	11,080	11,080	11,080	N	52
10/26/12	04/01/13	F.E. HALE MFG. CO., INC.	00172493	20915	B	33,947	33,947	0	0	Y	32
01/09/13	01/09/13	F.W. WEBB COMPANY	00173890	37600	A1	10,857	10,857	0	0	N	28
05/09/12	05/09/12	FAUST HARRISON PIANOS	00168868	38300	A1	9,900	9,900	9,900	9,900	N	40
07/10/12	07/10/12	FIGUERAS SEATING USA INC	00170542	20910	A1	6,545	6,545	6,545	6,545	N	40

Executive Summary - APPENDIX C  
Awarded Purchase Orders

Procurement Report  
April 1, 2012 - March 31, 2013

Award Date	Complete Date	Contractor/Vendor	ContractID	Comm/ Service	Award Code	Original Encum. Value	Current Encum. Value	Fiscal Period Payments	Payments To-Date	NYS Prog.	MWBE Bids
01/25/13	01/25/13	FISHER SCIENTIFIC COMPANY LLC	00174173	12099	B	21,766	21,766	0	0	N	40
03/19/13	03/19/13	FISHER SCIENTIFIC COMPANY LLC	00175146	12099	B	9,400	9,400	0	0	N	40
03/28/13	03/28/13	FISHER SCIENTIFIC COMPANY LLC	00175326	12099	B	8,410	8,410	0	0	N	40
04/02/12	04/03/12	FISHER SCIENTIFIC COMPANY LLC	00168184	38789	B	10,118	10,118	10,118	10,118	N	40
04/27/12	04/28/12	FISHER SCIENTIFIC COMPANY LLC	00168950	38789	B	6,098	6,098	6,098	6,098	N	40
04/30/12	01/23/13	FISHER SCIENTIFIC COMPANY LLC	00169037	27500	A1	6,008	6,508	6,508	6,508	N	40
05/11/12	05/11/12	FISHER SCIENTIFIC COMPANY LLC	00169325	12099	B	11,633	11,633	11,334	11,334	N	40
06/04/12	06/30/12	FISHER SCIENTIFIC COMPANY LLC	00169768	12013	B	9,950	9,950	9,950	9,950	N	40
06/28/12	07/28/12	FISHER SCIENTIFIC COMPANY LLC	00170312	32500	B	7,944	7,944	7,944	7,944	N	40
07/02/12	07/20/12	FISHER SCIENTIFIC COMPANY LLC	00170399	10610	B	10,118	10,118	10,118	10,118	N	40
07/02/12	07/31/12	FISHER SCIENTIFIC COMPANY LLC	00170400	10610	B	14,176	14,176	14,176	14,176	N	40
07/26/12	08/30/12	FISHER SCIENTIFIC COMPANY LLC	00170860	12013	B	8,451	8,451	8,451	8,451	N	40
08/27/12	08/27/12	FISHER SCIENTIFIC COMPANY LLC	00171417	12099	B	29,267	29,267	29,267	29,267	N	40
09/20/12	10/22/12	FISHER SCIENTIFIC COMPANY LLC	00171849	12099	B	18,717	18,717	18,717	18,717	N	41
09/21/12	12/03/12	FISHER SCIENTIFIC COMPANY LLC	00171866	12023	B	8,150	8,150	7,800	7,800	N	40
09/21/12	12/03/12	FISHER SCIENTIFIC COMPANY LLC	00171886	24203	B	11,615	11,615	11,365	11,365	N	40
09/25/12	12/03/12	FISHER SCIENTIFIC COMPANY LLC	00171915	12099	B	18,737	18,737	17,515	17,515	N	40
10/01/12	12/03/12	FISHER SCIENTIFIC COMPANY LLC	00172034	12099	A1	9,709	9,709	9,709	9,709	N	40
10/24/12	12/03/12	FISHER SCIENTIFIC COMPANY LLC	00172470	12099	B	38,635	38,635	38,635	38,635	N	40
10/26/12	12/03/12	FISHER SCIENTIFIC COMPANY LLC	00172528	12099	B	14,756	14,756	14,756	14,756	N	40
10/26/12	12/03/12	FISHER SCIENTIFIC COMPANY LLC	00172530	12099	B	10,984	10,984	0	0	N	40
10/29/12	12/03/12	FISHER SCIENTIFIC COMPANY LLC	00172544	12099	B	26,289	26,289	26,289	26,289	N	40
11/15/12	12/15/12	FISHER SCIENTIFIC COMPANY LLC	00172917	12013	B	10,018	10,018	0	0	N	40
11/16/12	12/03/12	FISHER SCIENTIFIC COMPANY LLC	00172926	12099	B	74,166	74,166	72,766	72,766	N	40
11/20/12	12/03/12	FISHER SCIENTIFIC COMPANY LLC	00173048	12099	B	28,053	28,053	28,053	28,053	N	40
11/27/12	12/03/12	FISHER SCIENTIFIC COMPANY LLC	00173045	12099	B	14,380	14,380	14,380	14,380	N	40
11/27/12	12/03/12	FISHER SCIENTIFIC COMPANY LLC	00173051	12099	B	6,947	6,947	6,947	6,947	N	40
11/27/12	12/03/12	FISHER SCIENTIFIC COMPANY LLC	00173052	12099	B	10,984	10,984	10,984	10,984	N	40
12/03/12	12/12/12	FISHER SCIENTIFIC COMPANY LLC	00173191	12099	B	16,690	16,690	16,690	16,690	N	40
12/04/12	12/19/12	FISHER SCIENTIFIC COMPANY LLC	00173226	12099	B	41,741	41,741	0	0	N	40
12/11/12	01/11/13	FISHER SCIENTIFIC COMPANY LLC	00173346	10610	B	32,045	32,045	0	0	N	40
12/13/12	12/13/12	FISHER SCIENTIFIC COMPANY LLC	00173415	12099	B	20,235	20,235	20,235	20,235	N	40
01/11/13	01/15/13	FLATSCREEN ARMS OF NORTH AMERICA DBA	00174000	22990	A1	7,763	7,763	7,763	7,763	N	40
05/07/12	05/07/12	FLOORING ENVIRONMENT INC.	00169214	92070	A1	9,633	9,633	9,633	9,633	N	52
05/17/12	06/17/12	FLOORING ENVIRONMENT INC.	00169442	92070	A1	9,633	9,633	0	0	N	52

Executive Summary - APPENDIX C  
Awarded Purchase Orders

Procurement Report  
April 1, 2012 - March 31, 2013

Award Date	Complete Date	Contractor/Vendor	ContractID	Comm/ Service	Award Code	Original Encum. Value	Current Encum. Value	Fiscal Period Payments	Payments To-Date	NYS Prog.	MWBE Bids		
02/04/13	02/04/13	FM OFFICE EXPRESS INC D/B/A OFFICE PRODU	001774346	39000	A1	6,228	6,228	0	0	N	40	X	1
04/12/12	06/25/12	FM OFFICE EXPRESS INC D/B/A OFFICE PRODU	00168517	39000	A1	6,237	6,237	6,237	6,237	N	41	X	1
04/25/12	06/08/12	FM OFFICE EXPRESS INC D/B/A OFFICE PRODU	00168898	35505	B	26,557	26,557	26,557	26,557	N	41	X	1
04/26/12	06/08/12	FM OFFICE EXPRESS INC D/B/A OFFICE PRODU	00168903	35505	A1	7,714	7,714	7,714	7,714	Y	41	X	1
05/15/12	05/15/12	FM OFFICE EXPRESS INC D/B/A OFFICE PRODU	00169366	21402	A1	5,019	5,019	5,019	5,019	N	52	X	1
05/16/12	06/25/12	FM OFFICE EXPRESS INC D/B/A OFFICE PRODU	00169430	39000	B	23,922	23,922	23,922	23,922	N	41	X	1
05/16/12	06/25/12	FM OFFICE EXPRESS INC D/B/A OFFICE PRODU	00169431	39000	A1	5,877	5,969	5,969	5,969	N	41	X	1
05/23/12	08/01/12	FM OFFICE EXPRESS INC D/B/A OFFICE PRODU	00169594	39000	B	12,235	12,183	12,183	12,183	N	40	X	1
05/23/12	07/31/12	FM OFFICE EXPRESS INC D/B/A OFFICE PRODU	00169618	39000	A1	8,115	8,115	8,115	8,115	N	40	X	1
05/30/12	06/25/12	FM OFFICE EXPRESS INC D/B/A OFFICE PRODU	00169700	25204	A1	6,087	6,087	6,087	6,087	Y	41	X	1
07/30/12	08/06/12	FM OFFICE EXPRESS INC D/B/A OFFICE PRODU	00170936	35505	B	5,772	5,772	5,772	5,772	N	41	X	1
02/22/13	04/15/13	FM OFFICE EXPRESS INC DBA BUSINESS	00174708	35520	A1	8,041	8,041	0	0	N	28	X	1
03/19/13	04/15/13	FM OFFICE EXPRESS INC DBA BUSINESS ENVI	00175167	20915	B	51,332	51,332	0	0	N	28	X	1
03/25/13	04/26/13	FM OFFICE EXPRESS INC DBA BUSINESS ENVI	00175242	20915	B	20,173	20,173	0	0	N	28	X	1
07/26/12	07/26/12	FM OFFICE EXPRESS INC D/B/A FM OFFICE E	00170878	23103	A1	12,954	12,070	12,070	12,070	N	41	X	2
06/05/12	07/25/12	FOLIOT FURNITURE INC.	00169815	21501	B	157,776	159,315	159,315	159,315	N	52		1
09/19/12	10/19/12	FOLIOT FURNITURE INC.	00171804	21501	B	6,236	6,236	6,236	6,236	N	52		1
10/03/12	10/15/12	FOSTER & FREEMAN USA INC	00172135	10610	C	13,388	13,388	13,388	13,388	N	40		1
10/03/12	10/15/12	FOSTER & FREEMAN USA INC	00172136	10610	C	104,479	104,479	104,479	104,479	N	40		1
06/22/12	06/22/12	GE HEALTHCARE BIO-SCIENCES CORP	00170228	12099	C	43,057	43,057	43,057	43,057	N	40		1
12/28/12	01/28/13	GE HEALTHCARE BIO-SCIENCES CORP	00173693	10610	A1	8,203	8,203	0	0	N	40		1
12/28/12	05/28/13	GE HEALTHCARE BIO-SCIENCES CORP	00173696	10610	C	11,118	11,118	0	0	N	40		1
09/24/12	09/25/12	GE MEDICAL SYSTEMS INFORMATION	00171894	11600	B	27,155	27,155	0	0	N	33		1
02/04/13	02/04/13	GENERAL REPAIR SERVICE OF NY INC	001774344	39000	A1	32,700	32,700	0	0	N	40		1
01/22/13	01/22/13	GENERAL SUPPLY & SERVICE INC D/B/A GEX	001774041	34400	A1	9,301	9,301	0	0	N	28		1
04/09/12	04/10/12	GERMFREE LABORATORIES INC.	00168402	38789	A1	36,100	36,100	36,100	36,100	N	21		2
04/17/12	06/08/12	GIANT INDUSTRIAL INSTALLATIONS INC.	00168667	35111	A1	5,550	5,550	5,550	5,550	N	41		1
07/02/12	07/30/12	GLOBAL EQUIPMENT CO.	001770372	35505	A1	14,753	14,805	14,805	14,805	Y	52		2
07/18/12	08/02/12	GLOBAL EQUIPMENT CO.	001770702	35505	A1	9,115	9,115	9,115	9,115	Y	52		1
07/18/12	08/02/12	GLOBAL EQUIPMENT CO.	001770703	35505	A1	6,160	6,160	6,160	6,160	Y	52		1
12/11/12	01/11/13	GLOBAL MEDICAL INSTRUMENTATION INC.	001773358	10610	A1	9,995	9,995	9,995	9,995	N	40		1
01/16/13	01/16/13	GRAFTON DATA SYSTEMS INC. D/B/A GDS INC.	001774044	38600	B	5,998	5,998	5,998	5,998	N	33		1
01/16/13	01/16/13	GRAFTON DATA SYSTEMS INC. D/B/A GDS INC.	001774045	38600	B	15,961	15,961	15,961	15,961	N	33		1
07/10/12	07/10/12	GRAFTON DATA SYSTEMS INC. D/B/A GDS INC.	00170535	38600	A1	143,163	198,295	144,725	144,725	N	41		9
07/16/12	04/02/13	GRAFTON DATA SYSTEMS INC. D/B/A GDS INC.	00170658	85000	A1	256,723	266,973	58,360	58,360	N	33		6



Executive Summary - APPENDIX C  
Awarded Purchase Orders

Procurement Report  
April 1, 2012 - March 31, 2013

Award Date	Complete Date	Contractor/Vendor	ContractID	Comm/Service	Award Code	Original Encum. Value	Current Encum. Value	Fiscal Period Payments	Payments To-Date	NYS Prog.	MWBE Bids
02/25/13	02/25/13	GRAYBAR ELECTRIC CO., INC.	00174727	93040	A1	5,986	5,986	0	0	N	52
03/27/13	03/27/13	GRAYBAR ELECTRIC CO., INC.	00175270	34401	B	29,208	29,208	0	0	N	52
08/20/12	08/20/12	GRAYBAR ELECTRIC CO., INC.	00171273	34401	B	33,014	33,014	33,014	33,014	N	52
09/06/12	09/06/12	GRAYBAR ELECTRIC CO., INC.	00171571	77007	B	6,525	6,525	6,525	6,525	N	52
11/01/12	11/01/12	GRAYBAR ELECTRIC COMPANY INC.	00172626	77007	B	8,923	8,923	8,923	8,923	N	52
10/25/12	12/10/12	GROUPE LACASSE LLC	00172491	20915	B	13,586	13,586	13,476	13,476	N	33
07/13/12	07/14/12	GSI KITCHEN SALES INC.	00170598	38789	A1	10,745	10,745	10,745	10,745	N	33
02/21/13	03/21/13	HACH COMPANY	00174593	38206	B	22,126	22,126	0	0	N	40
11/26/12	11/26/12	HAMAMATSU PHOTONIC SYSTEMS A DIVISION	00173080	12099	C	18,750	18,764	18,764	18,764	N	40
10/12/12	10/15/12	HANEL STORAGE SYSTEMS LP	00172260	38789	A1	6,337	6,687	0	0	N	33
12/03/12	12/03/12	HARDEN FURNITURE INC.	00173192	31607	C	39,967	38,069	0	0	N	52
12/07/12	12/07/12	HARDEN FURNITURE INC.	00173311	31607	C	19,978	19,978	0	0	Y	52
03/25/13	03/26/13	HAWORTH INC	00175243	20915	B	50,026	50,026	0	0	N	33
03/25/13	04/26/13	HAWORTH INC	00175245	20915	B	50,590	50,590	0	0	N	33
04/03/12	01/07/13	HAWORTH INC	00168250	20915	B	211,570	218,236	207,657	207,657	N	40
10/25/12	12/10/12	HAWORTH INC	00172490	20915	B	77,369	77,369	0	0	N	33
12/28/12	12/28/12	HB COMMUNICATIONS, INC.	00173681	38202	C	40,908	40,908	0	0	N	40
04/27/12	10/17/12	HEALTHCARE SURGICAL PRODUCTS INC.	00168956	38789	B	294,946	434,708	0	0	N	33
08/06/12	08/31/12	HENRY BROS. ELECTRONICS, INC.	00171022	38000	B	16,287	16,287	0	0	N	41
06/04/12	06/04/12	HERITAGE CONTRACT FLOORING LLC	00169773	20600	B	29,462	29,462	29,462	29,462	N	52
12/20/12	12/20/12	HERITAGE CONTRACT FLOORING LLC	00173560	20600	B	27,880	27,880	0	0	N	52
02/07/13	02/07/13	HERMAN MILLER FOR HEALTHCARE	00174441	11602	B	53,508	53,508	0	0	N	33
05/22/12	05/23/12	HERMAN MILLER FOR HEALTHCARE	00169591	20915	B	11,324	11,324	11,324	11,324	N	33
07/19/12	07/20/12	HERMAN MILLER FOR HEALTHCARE	00170757	20915	B	8,772	8,772	8,772	8,772	N	33
12/19/12	01/21/13	HERMAN MILLER FOR HEALTHCARE	00173552	11602	E	53,508	53,508	0	0	N	33
01/07/13	01/07/13	HERMAN MILLER INC.	00173855	21501	A1	5,274	5,135	5,135	5,135	N	52
02/26/13	02/26/13	HERMAN MILLER INC.	00174747	20915	B	50,621	50,621	0	0	N	40
03/08/13	03/08/13	HERMAN MILLER INC.	00174962	20915	B	57,396	57,396	0	0	N	40
03/11/13	03/11/13	HERMAN MILLER INC.	00174971	20915	B	11,312	11,312	0	0	N	40
03/25/13	03/25/13	HERMAN MILLER INC.	00175237	20915	B	21,670	21,670	0	0	N	40
04/27/12	06/25/12	HERMAN MILLER INC.	00168952	20915	B	86,433	86,433	86,433	86,433	N	40
08/24/12	05/01/13	HERMAN MILLER INC.	00171405	21501	B	10,245	10,245	0	0	N	52
08/27/12	08/27/12	HERMAN MILLER INC.	00171427	21501	B	10,245	10,245	0	0	N	52
09/12/12	09/12/12	HERMAN MILLER INC.	00171658	21501	B	10,245	10,245	0	0	N	52
09/14/12	09/14/12	HERMAN MILLER INC.	00171702	21501	B	10,583	10,583	0	0	N	52

Executive Summary - APPENDIX C  
Awarded Purchase Orders

Procurement Report  
April 1, 2012 - March 31, 2013

Award Date	Complete Date	Contractor/Vendor	ContractID	Comm/ Service	Award Code	Original Encum. Value	Current Encum. Value	Fiscal Period Payments	Payments To-Date	NYS Prog.	MWBE Bids
10/22/12	01/31/13	HERMAN MILLER INC.	00172420	20915	B	72,753	70,954	70,954	70,954	N	40
11/30/12	11/30/12	HERMAN MILLER INC.	00173155	21501	C	16,928	16,928	16,928	16,928	N	52
10/19/12	04/01/13	HERMAN MILLER INC. D/B/A HERMAN MILLER	00172410	20915	B	89,757	89,757	0	0	N	32
01/18/13	01/18/13	HEWLETT PACKARD COMPANY	00174071	77001	B	34,619	34,619	34,619	34,619	N	40
01/18/13	01/18/13	HEWLETT PACKARD COMPANY	00174073	77001	B	16,082	16,082	16,082	16,082	N	40
02/05/13	02/05/13	HEWLETT PACKARD COMPANY	00174366	76060	B	21,814	21,814	0	0	N	40
02/11/13	02/19/13	HEWLETT PACKARD COMPANY	00174482	38206	B	7,723	6,787	0	0	N	40
07/11/12	07/11/12	HEWLETT PACKARD COMPANY	00170564	75006	B	19,670	19,670	19,670	19,670	N	40
03/25/13	05/01/13	HILL & MARKES INC.	00175238	21400	A1	13,264	13,264	0	0	N	52
03/01/13	03/01/13	HILL-ROM CO. INC.	00174849	38789	B	43,883	43,883	0	0	N	33
03/27/13	03/28/13	HILL-ROM CO. INC.	00175299	20915	B	42,824	42,824	0	0	N	33
04/02/12	04/03/12	HILL-ROM CO. INC.	00168195	38789	B	460,210	491,078	491,078	491,078	N	33
04/25/12	04/26/12	HILL-ROM CO. INC.	00168866	20915	B	51,579	53,064	53,064	53,064	N	33
05/21/12	06/29/12	HJ BRANDELES CORPORATION	00169546	32501	A1	6,000	6,000	6,000	6,000	N	52
05/07/12	05/08/12	HOLOGIC INC.	00169220	38789	B	13,200	13,200	4,400	4,400	N	33
05/08/12	05/09/12	HOLOGIC INC.	00169243	38789	B	75,000	75,000	0	0	N	33
06/05/12	06/06/12	HOLOGIC INC.	00169829	11600	B	35,000	35,000	35,000	35,000	N	33
06/20/12	06/21/12	HOLOGIC INC.	00170178	11600	B	10,000	10,000	10,000	10,000	N	33
10/25/12	10/25/12	HOLSAG CANADA	00172487	20915	A1	9,956	9,956	0	0	N	52
12/12/12	12/12/12	HOOSICK VALLEY CONTRACTORS INC	00173321	31823	A1	14,230	15,105	1,830	1,830	Y	28
04/25/12	04/26/12	HUMANSSCALE CORPORATION	00168888	20915	B	100,885	100,885	100,885	100,885	N	33
05/16/12	05/17/12	HUMANSSCALE CORPORATION	00169414	20915	B	78,876	78,876	78,876	78,876	N	33
10/23/12	11/09/12	HUMANSSCALE CORPORATION	00172440	20915	B	7,500	7,500	7,500	7,500	N	40
10/24/12	11/30/12	HUMANSSCALE CORPORATION	00172476	20915	B	5,141	11,841	11,841	11,841	N	41
01/14/13	02/18/13	HUNTER ASSOCIATES LABORATORY INC.	001774021	10610	A1	10,806	10,806	0	0	N	40
12/03/12	12/19/12	I. MILLER PRECISION OPTICAL INSTRUMENTS	00173100	12010	B	44,045	44,045	44,045	44,045	N	40
09/18/12	09/18/12	ICEKOOL LTD	00171784	12099	A1	9,999	9,999	9,999	9,999	N	40
03/12/13	03/12/13	IDESCO CORP.	001774991	77201	C	17,380	17,380	0	0	N	40
12/28/12	03/13/13	IDESCO CORP.	00173664	77201	B	101,546	142,213	0	0	N	40
07/24/12	07/24/12	IMMIXTECHNOLOGY, INC.	001770807	77060	B	176,510	176,510	174,910	174,910	N	40
06/25/12	06/26/12	IMPLEN USA INC D/B/A IMPLEN INC.	001770277	38789	A1	9,620	9,620	9,620	9,620	N	40
10/03/12	10/15/12	INNOVATIVE TECHNOLOGY INC.	00172140	10610	C	20,360	20,360	20,360	20,360	N	40
03/28/13	04/15/13	INSCAPE INC DBA INSCAPE/OFFICE SPECIALTY	00175330	20915	B	5,670	5,670	0	0	Y	28
06/21/12	08/24/12	INSCAPE INC DBA INSCAPE/OFFICE SPECIALTY	00170226	20915	B	15,264	15,260	15,260	15,260	N	32
10/22/12	04/01/13	INSCAPE INC DBA INSCAPE/OFFICE SPECIALTY	00172431	20915	B	11,920	11,920	0	0	N	32

Executive Summary - APPENDIX C  
Awarded Purchase Orders

Procurement Report  
April 1, 2012 - March 31, 2013

Award Date	Complete Date	Contractor/Vendor	ContractID	Comm/ Service	Award Code	Original Encum. Value	Current Encum. Value	Fiscal Period Payments	Payments To-Date	NYS Prog.	MWBE Bids	
07/09/12	07/20/12	INSTRUMENT SERVICE & EQUIPMENT, INC. DB	00170511	10610	A1	5,529	5,529	5,529	5,529	N	40	1
05/21/12	10/05/12	INTEGRA LIFE SCIENCE CORPORATION	00169557	38789	B	28,909	37,878	37,878	37,878	N	33	1
07/31/12	08/03/12	INTEGRATED SYSTEMS & POWER INC.	00170945	34710	A1	7,000	7,000	3,325	3,325	Y	40	1
07/05/12	08/20/12	INTERIOR RESOURCES, INC.	00170449	21501	B	231,193	231,193	231,193	231,193	N	52	1
11/14/12	11/14/12	IP LOGIC INC.	00172901	77050	B	115,080	115,080	115,080	115,080	N	40	1
10/11/12	12/17/12	IRWIN SEATING CO. DBA IRWIN TELESCOPIC	00172243	30203	B	160,623	160,623	160,623	160,623	N	40	1
06/21/12	06/22/12	ISENSIX INC	00170227	11600	A1	15,315	15,315	0	0	N	33	1
11/13/12	11/26/12	JAMF SOFTWARE LLC	00172869	22977	A1	6,532	6,532	0	0	N	40	1
02/25/13	03/28/13	JASCO INC.	00174725	10610	C	23,810	23,810	0	0	N	40	1
07/05/12	08/02/12	JASCO INC.	00170458	12099	A1	8,225	8,225	8,225	8,225	Y	40	1
10/03/12	10/15/12	JASCO INC.	00172139	10610	C	67,671	67,671	67,671	67,671	Y	40	1
10/01/12	10/01/12	JEMCO ELECTRICAL CONTRACTORS, INC.	00172063	34700	A1	5,662	5,662	5,662	5,662	Y	33	1
07/05/12	07/05/12	JEOL USA, INC.	00170455	12099	E	38,600	38,534	38,534	38,534	Y	40	1
07/05/12	08/02/12	JEOL USA, INC.	00170456	85200	A1	9,000	9,150	9,150	9,150	Y	40	1
01/08/13	06/10/13	JES LIGHTING INC.	00173878	35706	C	35,721	35,721	0	0	N	52	1
10/26/12	11/30/12	JFD SALES CONSULTING SERVICES CORP D/B/	00172534	20915	B	40,548	40,548	0	0	N	41	1
11/01/12	12/03/12	JFD SALES CONSULTING SERVICES CORP D/B/	00172632	20915	A1	8,529	8,529	0	0	Y	41	1
05/22/12	06/22/12	JOHN D. MARCELLA APPLIANCES & SON INC.	00169590	25200	A1	11,888	11,888	11,888	11,888	N	52	2
07/09/12	07/30/12	JOHN D. MARCELLA APPLIANCES & SON INC.	00170494	25200	A1	8,976	8,976	8,976	8,976	N	52	1
11/14/12	12/14/12	JOHN D. MARCELLA APPLIANCES & SON INC.	00172895	25200	A1	14,995	14,995	14,995	14,995	N	52	2
11/29/12	12/29/12	JOHN P. STOPEN ENGINEERING PARTNERSHIP	00173130	85000	A1	8,648	8,618	8,618	8,618	Y	28	1
01/30/13	01/30/13	JOHN SAVOY & SON INC.	00174232	21501	B	258,634	258,634	0	0	N	52	1
03/04/13	06/03/13	JOHN SAVOY & SON INC.	00174871	21501	B	383,680	383,680	0	0	N	52	1
05/14/12	05/14/12	JOHN SAVOY & SON INC.	00169350	22700	B	5,325	5,325	0	0	N	52	1
05/14/12	07/09/12	JOHN SAVOY & SON INC.	00169353	21501	B	239,151	239,151	0	0	N	52	1
05/16/12	04/01/13	JOHN SAVOY & SON INC.	00169386	21501	B	780,770	780,770	0	0	N	52	1
06/01/12	06/01/12	JOHN SAVOY & SON INC.	00169760	21501	B	29,721	44,480	44,480	44,480	N	52	1
07/05/12	07/30/12	JOHN SAVOY & SON INC.	00170451	21506	B	86,655	86,655	86,655	86,655	N	52	1
07/10/12	07/10/12	JOHN SAVOY & SON INC.	00170525	21501	B	7,395	9,450	9,450	9,450	N	52	1
07/11/12	07/11/12	JOHN SAVOY & SON INC.	00170554	22700	B	5,325	5,325	5,325	5,325	N	52	1
08/14/12	08/14/12	JOHN SAVOY & SON INC.	00171082	21501	B	23,892	23,892	0	0	N	52	1
09/04/12	05/01/13	JOHN SAVOY & SON INC.	00171549	21501	B	379,821	400,697	0	0	N	52	1
09/28/12	09/28/12	JOHN SAVOY & SON INC.	00172009	21501	B	41,600	41,600	41,600	41,600	N	52	1
10/26/12	06/01/13	JOHN SAVOY & SON INC.	00172494	21510	B	511,821	511,821	0	0	N	52	1
04/11/12	04/11/12	JOHN W. FRANCISCO INC. D/B/A FRANCISO	00168507	35900	A1	33,823	33,823	33,823	33,823	N	52	2

Executive Summary - APPENDIX C  
Awarded Purchase Orders

Procurement Report  
April 1, 2012 - March 31, 2013

Award Date	Complete Date	Contractor/Vendor	ContractID	Comm/ Service	Award Code	Original Encum. Value	Current Encum. Value	Fiscal Period Payments	Payments To-Date	NYS Prog.	MWBE Bids		
06/14/12	06/14/12	JOHN W. FRANCISCO INC. D/B/A FRANCISO	00170011	35700	A1	98,430	98,430	77,818	77,818	N	1	X	7
04/25/12	04/26/12	JOHNSON & JOHNSON HEALTH CARE SYSTEM	00168874	38789	B	59,210	59,210	59,210	59,210	N	33		1
06/11/12	06/12/12	JOHNSON & JOHNSON HEALTH CARE SYSTEM	00169934	11600	B	82,160	82,160	82,160	82,160	N	33		1
03/01/13	03/01/13	JOHNSON CONTROLS INC.	00174851	85000	B	10,666	10,666	0	0	N	33		1
04/20/12	04/21/12	JOHNSON CONTROLS, INC.	00168773	85000	B	519,354	639,315	460,950	460,950	N	33		1
05/29/12	05/29/12	JOHNSON CONTROLS, INC.	00169692	34710	B	419,057	453,371	171,615	171,615	N	41		1
08/23/12	08/31/12	JOHNSON CONTROLS, INC.	00171373	38230	B	85,432	85,432	39,654	39,654	N	40		1
09/18/12	09/18/12	JOHNSON CONTROLS, INC.	00171774	38000	B	183,323	183,323	0	0	N	33		1
05/24/12	08/06/12	JSJ FURNITURE CORPORATION D/B/A FIXTURE	00169651	20915	B	21,562	21,178	21,178	21,178	N	41		1
10/22/12	04/01/13	JSJ FURNITURE CORPORATION D/B/A IZZY	00172415	20915	B	7,771	7,771	0	0	N	32		1
10/24/12	12/17/12	JSJ FURNITURE CORPORATION D/B/A ZOOM	00172475	20915	B	5,891	6,285	6,285	6,285	N	41		1
06/04/12	06/22/12	KARCHER NORTH AMERICA	00169788	21400	C	12,579	12,579	12,579	12,579	N	40		1
05/10/12	05/11/12	KARL STORZ ENDOSCOPY-AMERICA, INC.	00169304	38789	B	370,529	370,529	332,549	332,549	N	33		1
05/17/12	05/18/12	KARL STORZ ENDOSCOPY-AMERICA, INC.	00169443	38789	B	300,602	300,602	300,602	300,602	N	33		1
08/15/12	08/20/12	KARL STORZ ENDOSCOPY-AMERICA, INC.	00171154	11600	B	7,288	7,288	0	0	N	33		1
08/15/12	08/17/12	KARL STORZ ENDOSCOPY-AMERICA, INC.	00171160	11600	B	52,112	52,112	0	0	N	33		1
02/04/13	02/05/13	KARL'S SALES AND SERVICE CO. LLC	00174350	11600	A1	11,618	11,618	11,618	11,618	Y	33		2
03/05/13	03/06/13	KARL'S SALES AND SERVICE CO. LLC	00174898	38789	A1	11,966	11,966	0	0	N	33		2
11/01/12	04/01/13	KARL'S SALES AND SERVICE CO. LLC	00172619	38789	A1	5,104	5,104	0	0	Y	32		1
11/01/12	04/01/13	KARL'S SALES AND SERVICE CO. LLC	00172625	25200	A1	7,992	7,992	0	0	Y	32		1
10/19/12	04/01/13	KARP ASSOCIATES, INC.	00172405	20915	A1	5,570	5,570	0	0	N	32		1
03/20/13	03/20/13	KATHLEEN BYRNE DBA CIC	00175192	12099	A1	5,343	5,343	0	0	N	40		1
07/13/12	09/10/12	KEYSTONE RIDGE DESIGNS INC.	00170620	20803	B	34,730	34,730	0	0	N	41		1
04/25/12	06/15/12	KIMBALL OFFICE A DIVISION OF KIMBALL INT	00168886	20915	B	10,465	10,465	10,465	10,465	N	41		1
10/26/12	12/03/12	KIMBALL OFFICE A DIVISION OF KIMBALL INT	00172538	20915	B	27,425	27,886	27,886	27,886	N	41		1
07/09/12	08/15/12	KINETIC SYSTEMS INC.	00170509	10610	A1	7,610	8,170	8,170	8,170	N	40		1
01/16/13	02/15/13	KNOLL, INC.	00173874	20915	E	42,179	42,179	0	0	N	28		1
02/04/13	02/04/13	KNOLL, INC.	001774351	20915	B	108,918	108,918	0	0	N	28		1
04/19/12	07/06/12	KNOLL, INC.	00168734	21602	B	28,088	28,088	23,622	23,622	N	41		1
05/16/12	06/29/12	KNOLL, INC.	00169424	20915	B	139,220	139,220	139,220	139,220	N	40		1
06/21/12	08/24/12	KNOLL, INC.	00170224	20915	B	117,734	118,319	118,319	118,319	N	32		1
08/01/12	09/01/12	KNOLL, INC.	00170985	20915	B	11,149	11,149	3,962	3,962	N	52		1
10/22/12	04/01/13	KNOLL, INC.	00172413	20915	B	208,068	208,068	0	0	N	32		1
10/26/12	04/01/13	KNOLL, INC.	00172502	20915	B	271,400	271,400	0	0	N	32		1
09/06/12	09/06/12	KOHLER AWNING INC	00171578	31817	A1	9,927	9,927	9,927	9,927	Y	21		1

Executive Summary - APPENDIX C  
Awarded Purchase Orders

Procurement Report  
April 1, 2012 - March 31, 2013

Award Date	Complete Date	Contractor/Vendor	ContractID	Comm/ Service	Award Code	Original Encum. Value	Current Encum. Value	Fiscal Period Payments	Payments To-Date	NYS	Prog.	MWBE Bids
05/14/12	06/25/12	KONICA MINOLTA BUSINESS SOLUTIONS USA	00169352	22424	B	93,977	107,021	107,021	107,021	N	41	1
05/16/12	06/25/12	KONICA MINOLTA BUSINESS SOLUTIONS USA	00169396	22924	B	234,758	231,574	231,574	231,574	N	41	1
06/05/12	07/09/12	KRONOS INC.	00169807	22915	B	7,812	7,812	7,812	7,812	N	41	1
03/07/13	06/24/13	KRUEGER INTERNATIONAL INC DBA KI	00174948	21501	B	31,863	31,863	0	0	N	52	1
05/14/12	08/06/12	KRUEGER INTERNATIONAL INC DBA KI	00169358	21501	B	59,787	59,787	59,787	59,787	N	52	1
09/10/12	12/01/12	KRUEGER INTERNATIONAL INC DBA KI	00171634	20915	B	107,966	107,966	107,966	107,966	N	52	1
10/22/12	04/01/13	KRUEGER INTERNATIONAL INC DBA KI	00172428	20915	B	5,698	5,698	0	0	N	32	1
10/26/12	04/01/13	KRUG, INC.	00172505	20915	B	139,895	139,895	0	0	N	32	1
12/26/12	01/26/13	KURT J. LESKER COMPANY	00173616	10610	A1	5,130	5,195	0	0	N	40	1
03/12/13	03/12/13	LABREPCO INC.	00174969	24201	A1	13,131	13,131	0	0	N	40	2
06/22/12	07/23/12	LAERDAL MEDICAL CORPORATION	00170266	12100	B	243,988	243,988	243,988	243,988	Y	41	1
08/31/12	09/04/12	LAERDAL MEDICAL CORPORATION	00171530	10132	B	11,000	11,000	11,000	11,000	Y	33	1
10/18/12	10/19/12	LAERDAL MEDICAL CORPORATION	00172394	11600	B	15,660	15,660	15,660	15,660	Y	33	1
01/04/13	01/04/13	LANDMARK FLOORING CONCEPTS INC	00173751	20600	B	92,108	92,108	87,715	87,715	N	28	1
01/04/13	01/04/13	LANDMARK FLOORING CONCEPTS INC	00173820	71002	E	42,382	54,464	14,487	14,487	N	28	1
04/10/12	06/01/12	LANDSCAPE FORMS INC	00168450	20915	B	14,980	14,980	14,980	14,980	N	41	1
05/11/12	06/25/12	LANDSCAPE FORMS INC	00169337	20803	B	18,250	18,250	18,250	18,250	N	41	1
05/21/12	08/02/12	LANDSCAPE FORMS INC	00169549	20915	B	12,784	12,784	12,784	12,784	N	40	1
07/19/12	08/31/12	LANDSCAPE FORMS INC	00170754	20915	B	74,096	74,096	74,096	74,096	N	40	1
05/22/12	05/22/12	LARRY B. STEVENS DBA STEVENS EXCAVATION	00169562	84000	A1	8,200	8,200	8,200	8,200	Y	52	1
12/06/12	12/06/12	LATEST PRODUCTS CORPORATION	00173265	39103	A1	9,216	9,216	0	0	N	52	1
09/19/12	12/01/12	LEICA MICROSYSTEMS, INC.	00171802	12010	B	38,275	38,385	38,385	38,385	N	40	1
12/11/12	01/11/13	LEICA MICROSYSTEMS, INC.	00173357	38800	A1	7,559	7,559	7,544	7,544	N	40	1
12/19/12	01/19/13	LEICA MICROSYSTEMS, INC.	00173547	38800	C	34,102	34,102	0	0	N	40	1
10/19/12	12/15/12	LIAT LLC DBA JASPER LIBRARY FURNITURE	00172404	20915	B	58,651	58,535	58,535	58,535	N	40	1
06/06/12	06/07/12	LIFE TECHNOLOGIES CORPORATION	00169871	38789	B	19,900	19,990	19,990	19,990	N	40	1
07/02/12	07/20/12	LIFE TECHNOLOGIES CORPORATION	00170401	10610	B	131,207	131,207	130,040	130,040	N	40	1
10/18/12	01/17/13	LIFE TECHNOLOGIES CORPORATION	00171931	12099	C	27,347	27,456	27,456	27,456	N	40	1
12/11/12	01/11/13	LIFE TECHNOLOGIES CORPORATION	00173364	22932	A1	9,995	9,995	9,995	9,995	N	40	1
12/11/12	01/11/13	LIFE TECHNOLOGIES CORPORATION	00173365	10610	A1	7,995	7,995	7,995	7,995	N	40	1
05/14/12	08/13/12	LINCOLN SERVICE & EQUIPMENT COMPANY	00169363	21402	C	43,510	43,510	43,510	43,510	N	40	1
03/07/13	03/07/13	LINDE GAS NORTH AMERICA LLC D/B/A LIFE	001774940	85000	E	526,667	526,667	0	0	N	33	1
05/17/12	05/18/12	LINVATEC CORPORATION D/B/A CONMED LINV	00169441	38789	B	86,163	86,163	86,163	86,163	N	33	1
01/11/13	02/04/13	LIQUID SOLIDS SEPARATION CORP DBA LEEM	00173965	95021	A1	10,950	10,950	0	0	N	40	2
02/20/13	02/20/13	LONG ISLAND SCIENTIFIC SERVICE CORP	00174631	39102	A1	9,840	9,840	0	0	Y	40	1

Executive Summary - APPENDIX C  
Awarded Purchase Orders

Procurement Report  
April 1, 2012 - March 31, 2013

Award Date	Complete Date	Contractor/Vendor	ContractID	Comm/ Service	Award Code	Original Encum. Value	Current Encum. Value	Fiscal Period Payments	Payments To-Date	NYS Prog.	MWBE Bids
01/17/13	01/17/13	LONZA WALKERSVILLE INC.	001774048	85200	C	19,224	19,400	19,400	19,400	N	41
01/23/13	01/23/13	L-SOFT INTERNATIONAL, INC.	00174106	22942	C	30,027	30,027	0	0	N	40
11/19/12	12/21/12	LVC INTERIORS INC	00173017	24401	A1	13,775	13,775	13,775	13,775	N	41
06/15/12	06/15/12	MARIC PLUMBING & HEATING, INC.	00170053	85000	A1	6,425	6,425	6,425	6,425	N	28
11/30/12	11/30/12	MARJAM SUPPLY COMPANY	00173159	31823	E	17,220	17,460	17,460	17,460	N	28
12/20/12	12/24/12	MASTER TECH INC DBA MASTER TECH PHONE	00173579	85110	B	45,275	45,275	45,275	45,275	N	40
05/17/12	06/17/12	MATCO ELECTRIC CORPORATION	00169444	34404	E	250,000	216,377	216,377	216,377	Y	52
03/01/13	04/19/13	MAYLINE COMPANY LLC	00174854	22816	B	54,843	54,176	0	0	N	28
03/20/13	04/15/13	MAYLINE COMPANY LLC	00175189	20915	B	7,729	7,729	0	0	N	28
04/17/12	06/25/12	MAYLINE COMPANY LLC	00168679	22913	B	25,443	23,871	23,871	23,871	N	41
10/18/12	01/02/13	MAYLINE COMPANY LLC	00172380	20915	B	9,488	9,488	9,488	9,488	N	55
10/22/12	04/01/13	MAYLINE COMPANY LLC	00172429	20915	B	19,348	19,348	0	0	N	32
07/24/12	08/24/12	MCQUEEN LABORATORY SUPPLY COMPANY	00170822	25202	A1	9,940	9,940	9,940	9,940	N	40
08/15/12	08/15/12	MCT BILLARDS INC. D/B/A REGAL BILLARDS	00171117	30208	A1	9,996	9,996	9,996	9,996	N	52
07/17/12	07/17/12	MEADOWS OFFICE SUPPLY CO. INC. D/B/A	00170696	20915	A1	10,070	10,070	10,070	10,070	N	41
11/28/12	04/01/13	MEADOWS OFFICE SUPPLY CO. INC. D/B/A	00173108	20915	A1	7,649	7,649	0	0	Y	32
12/11/12	12/11/12	MEADOWS OFFICE SUPPLY CO. INC. D/B/A	00173370	20915	A1	15,000	15,000	15,000	15,000	N	40
12/19/12	12/19/12	METAL TEK INC	00173538	95000	A1	9,750	9,750	9,750	9,750	N	40
02/05/13	02/05/13	METRO MAINTENANCE & MANAGEMENT INC	00174368	85000	A1	9,500	9,500	0	0	Y	40
11/05/12	11/06/12	METRO MAINTENANCE & MANAGEMENT INC	00172597	85000	A1	8,200	8,200	8,200	8,200	Y	40
12/11/12	01/11/13	METROHM USA INC.	00173362	10610	A1	9,995	9,995	0	0	N	40
02/27/13	02/27/13	MICHELE A. PALMER DBA TEMPLETON	00174762	85075	E	6,440	6,440	0	0	Y	52
12/11/12	12/11/12	MICROBRIGHTFIELD INC. DBA MBF BIOSCIENC	00173368	12099	C	44,851	44,851	44,851	44,851	N	40
12/26/12	01/26/13	MICRO-EPSILON AMERICA LP	00173614	10610	A1	9,155	9,155	0	0	N	40
05/24/12	05/31/12	MICRO-OPTICS PRECISION INSTRUMENTS INC.	00169636	12099	A1	8,000	8,000	0	0	Y	40
08/17/12	10/16/12	MICROWAY INC.	00171245	77530	C	18,424	18,490	18,490	18,490	N	40
10/17/12	10/17/12	MID-CITY OFFICE EQUIPMENT, INC.	00172376	21501	A1	6,743	6,743	6,743	6,743	N	52
09/19/12	01/09/13	MID-ISLAND ELECTRICAL SALES CORP.	00171801	38789	A1	7,800	7,813	7,813	7,813	N	33
11/09/12	12/15/12	MID-STATE INDUSTRIES, LTD.	00172776	85000	B	24,811	24,811	24,811	24,811	Y	28
08/21/12	01/09/13	MIZUHO OSI	00171299	38789	A1	6,788	6,977	6,971	6,971	N	33
05/10/12	07/05/12	MMR ENTERPRISES INC DBA STANDARD	00169312	20915	A1	976	9,673	9,673	9,673	Y	52
07/30/12	07/30/12	MOBILIER DE BUREAU LOGIFLEX	00170932	21501	B	8,165	8,091	8,091	8,091	N	52
05/07/12	05/16/12	MODERN OFFICE SYSTEMS LLC	00169196	27504	A1	6,368	6,368	6,368	6,368	Y	40
05/08/12	05/24/12	MODERN OFFICE SYSTEMS LLC	00169245	27504	A1	126,269	142,999	142,999	142,999	Y	40
06/11/12	08/15/12	MODUFORM LIBRARY BUREAU INC	00169930	21501	B	64,042	64,042	64,042	64,042	N	52

Executive Summary - APPENDIX C  
Awarded Purchase Orders

Procurement Report  
April 1, 2012 - March 31, 2013

Award Date	Complete Date	Contractor/Vendor	ContractID	Comm/ Service	Award Code	Original Encum. Value	Current Encum. Value	Fiscal Period Payments	Payments To-Date	NYS Prog.	MWBE Bids
06/15/12	06/15/12	MODUFORM LIBRARY BUREAU INC	00170062	21501	B	32,041	24,206	24,206	24,206	N	52
08/01/12	08/01/12	MODUFORM LIBRARY BUREAU INC	00170963	21501	B	8,576	8,576	8,576	8,576	N	52
08/03/12	08/03/12	MODUFORM LIBRARY BUREAU INC	00171005	21501	B	9,845	9,845	9,845	9,845	N	52
08/23/12	08/23/12	MODUFORM LIBRARY BUREAU INC	00171367	21501	B	47,546	47,546	47,546	47,546	N	52
10/25/12	10/25/12	MODUFORM LIBRARY BUREAU INC	00172486	20915	B	34,430	34,430	0	0	N	52
10/26/12	01/19/13	MODUFORM LIBRARY BUREAU INC	00172496	21501	B	28,884	28,884	0	0	N	52
04/25/12	04/26/12	MORRELL INSTRUMENT CO., INC	00168885	38789	B	10,963	10,963	10,963	10,963	N	33
07/25/12	07/25/12	MORRELL INSTRUMENT CO., INC	00170838	12010	B	173,109	173,109	173,109	173,109	N	40
08/24/12	08/27/12	MORRIS & LEE INC DBA WILDLIFE SUPPLY	00171415	38789	A1	5,210	5,210	5,210	5,210	N	40
01/17/13	05/01/13	MSC INDUSTRIAL SUPPLY CO.	00174049	39000	B	43,568	43,568	0	0	N	52
09/14/12	12/15/12	MUSIC MELODY MANOR INC DBA PIANO & ORG	00171710	38300	A1	5,266	5,266	5,266	5,266	N	52
05/31/12	06/14/12	MYTHICS INC.	00169712	76050	B	1,558,634	1,558,634	1,341,607	1,341,607	N	40
05/31/12	06/14/12	MYTHICS INC.	00169715	76050	B	84,000	84,000	77,250	77,250	N	40
05/31/12	06/08/12	NAGLEE MOVING & STORAGE INC	00169713	79004	A1	6,900	14,292	14,292	14,292	Y	52
05/15/12	05/15/12	NASSAU MOVING & STORAGE CO.	00169379	79004	C	120,000	246,944	244,752	244,752	Y	52
10/22/12	11/22/12	NATIONAL INSTRUMENTS CORP.	00172417	78255	A1	6,411	6,411	6,411	6,411	N	40
09/14/12	09/14/12	NATIONAL OFFICE FURNITURE, INC.	00171735	21501	B	28,402	28,402	28,402	28,402	N	52
11/02/12	12/03/12	NATIONAL OFFICE FURNITURE, INC.	00172658	20915	A1	5,400	5,400	5,400	5,400	N	41
06/13/12	06/13/12	NATIONAL FOAM INC D/B/A NATIONWIDE MA	00169976	22700	C	10,886	10,886	10,886	10,886	N	52
07/19/12	07/20/12	NEC CORPORATION OF AMERICA	00170745	85000	B	82,853	82,853	55,853	55,853	N	33
05/31/12	05/31/12	NELCOR ELECTRICAL CONTRACTING CORP.	00169716	93000	A1	5,600	5,600	5,600	5,600	Y	52
04/16/12	04/17/12	NEMSCHOFF CHAIRS, INC.	00168607	20915	B	59,802	59,802	59,802	59,802	N	33
03/12/13	05/20/13	NETLINK TECHNOLOGIES INC DBA TECHNICAL	00174983	12099	C	13,425	13,425	0	0	N	40
07/25/12	08/25/12	NETWORK VOICE & DATA COMMUNICATIONS I	00170829	78101	B	86,924	86,924	86,924	86,924	N	41
03/15/13	03/15/13	NEW COMPUTECH INC.	00175074	22932	B	5,956	5,956	0	0	N	41
05/17/12	06/25/12	NEW COMPUTECH INC.	00169513	22932	B	69,244	69,244	69,244	69,244	N	41
01/24/13	01/24/13	NEW ENGLAND SYSTEMS & SOFTWARE INC	00174147	76050	B	56,505	56,505	0	0	N	40
04/10/12	04/10/12	NEW ENGLAND WOODCRAFT INC.	00168444	21501	B	728,880	728,880	725,280	725,280	N	52
05/10/12	05/10/12	NEW STAR ENVIRONMENTAL INC.	00169296	12099	A1	6,075	6,075	6,075	6,075	N	40
08/07/12	08/31/12	NEW YORK STATE INDUSTRIAL FOR THE	00171029	35502	B	8,979	8,979	8,979	8,979	Y	41
02/27/13	02/27/13	NEW YORK STATE TECHNOLOGY ENTERPRISE	00174737	73012	B	108,003	108,003	0	0	N	40
10/26/12	10/26/12	NEW YORK STATE TECHNOLOGY ENTERPRISE	00172501	73012	B	341,670	341,670	30,468	30,468	Y	40
09/20/12	09/20/12	NEXUS CONSORTIUM INC.	00171816	77050	B	136,904	136,904	136,904	136,904	N	40
04/09/12	06/21/12	NICKERSON CORPORATION	00168394	20915	B	12,799	12,799	12,799	12,799	N	41
03/25/13	03/25/13	NOLDUS INFORMATION TECHNOLOGY INC.	00175241	12099	C	24,493	24,493	0	0	N	40

Executive Summary - APPENDIX C  
Awarded Purchase Orders

Procurement Report  
April 1, 2012 - March 31, 2013

Award Date	Complete Date	Contractor/Vendor	ContractID	Comm/ Service	Award Code	Original Encum. Value	Current Encum. Value	Fiscal Period Payments	Payments To-Date	NYS Prog.	MWBE Bids	
09/25/12	09/25/12	NOLDUS INFORMATION TECHNOLOGY INC.	00171913	12099	C	34,185	34,185	34,185	34,185	N	40	1
03/25/13	03/25/13	NORTHEASTERN TECHNOLOGIES GROUP INC	00175232	12099	A1	13,557	13,557	0	0	N	40	2
05/11/12	05/12/12	NORTHEASTERN TECHNOLOGIES GROUP INC	00169331	38789	A1	12,540	12,630	0	0	N	40	2
11/09/12	01/02/13	NORTHERN INDUSTRIAL SUPPLY LLC	00172779	27500	A1	13,489	13,489	0	0	N	55	2
10/03/12	10/04/12	NU-VISION TECHNOLOGIES LLC DBA BLACK BO	00172146	38789	B	8,640	8,640	0	0	N	30	1
12/21/12	01/25/13	OCS OUTPUT CONTROL SOFTWARE INC.	00173588	85200	C	17,590	18,590	18,090	18,090	N	41	1
11/15/12	11/19/12	OEC MEDICAL SYSTEMS, INC.	00172915	11600	B	201,693	201,693	201,693	201,693	N	33	1
05/21/12	07/16/12	OFFICE DEPOT INC.	00169556	22925	B	5,950	5,950	3,719	3,719	N	41	1
04/05/12	07/05/12	OFS BRANDS INC.	00168357	20915	B	17,508	17,153	17,153	17,153	N	52	1
08/27/12	08/27/12	OFS BRANDS INC.	00171423	21501	B	5,331	5,331	0	0	N	52	1
09/12/12	09/12/12	OFS BRANDS INC.	00171654	21501	B	5,331	5,331	0	0	N	52	1
10/17/12	01/02/13	OFS BRANDS INC.	00172247	20915	B	26,249	26,249	0	0	N	55	1
10/17/12	10/17/12	OFS BRANDS INC.	00172354	21501	B	5,699	5,699	5,699	5,699	N	52	1
09/20/12	10/19/12	OHIO MEDICAL CORP	00171836	38789	B	47,546	53,080	53,080	53,080	N	33	1
07/26/12	07/27/12	OLYMPUS AMERICA INC.	00170883	11600	B	13,238	13,238	13,238	13,238	N	33	1
06/01/12	06/02/12	OMNIGUIDE INC.	00169753	38789	E	90,000	90,000	90,000	90,000	N	33	1
04/11/12	05/12/12	ONE SOURCE EQUIPMENT	00168493	40605	A1	9,981	9,981	9,981	9,981	N	40	1
04/11/12	05/12/12	ONE SOURCE EQUIPMENT	00168494	40605	C	14,523	14,523	14,523	14,523	N	40	1
04/11/12	05/12/12	ONE SOURCE EQUIPMENT	00168495	40605	C	23,277	23,277	23,277	23,277	N	40	1
05/24/12	05/24/12	ORACLE AMERICA INC.	00169627	76050	B	250,000	250,000	0	0	N	40	1
03/29/13	03/29/13	PANASONIC CORPORATION OF NORTH AMERIC	00175368	12099	B	18,056	18,056	0	0	N	40	1
09/20/12	09/20/12	PARK PLACE INSTALLATIONS INC.	00171817	38205	A1	9,998	9,998	9,998	9,998	N	52	1
03/18/13	03/19/13	PATTERSON DENTAL SUPPLY INC.	00175113	11600	B	224,524	224,524	0	0	N	33	1
02/01/13	02/01/13	PATTERSON MEDICAL SUPPLY INC	00174332	11600	B	69,447	69,447	0	0	N	33	1
05/04/12	05/25/12	PC RICHARD & SON LONG ISLAND CORP	00169185	25200	A1	214,286	211,271	211,271	211,271	N	52	1
01/02/13	01/02/13	PERCIVAL SCIENTIFIC, INC.	00173715	10610	A1	6,790	6,790	0	0	N	40	1
08/31/12	09/04/12	PERKINELMER HEALTH SCIENCES INC.	00171539	38789	B	22,092	22,092	22,092	22,092	N	40	1
10/26/12	12/03/12	PERKINELMER HEALTH SCIENCES INC.	00172535	12099	B	13,550	13,550	0	0	N	40	1
12/26/12	01/26/13	PHASE MATRIX INC	00173611	38753	C	11,665	11,665	11,665	11,665	N	40	1
06/05/12	06/06/12	PHILIPS ELECTRONICS NORTH AMERICA CORP	00169812	11600	B	110,380	110,380	110,380	110,380	N	33	1
06/18/12	06/19/12	PHILIPS ELECTRONICS NORTH AMERICA CORP	00170110	11600	B	154,000	154,000	154,000	154,000	N	33	1
11/09/12	11/12/12	PHILIPS ELECTRONICS NORTH AMERICA CORP	00172780	11600	B	126,364	126,364	126,364	126,364	N	33	1
12/11/12	01/26/13	PI (PHYSIK INSTRUMENTE) L.P.	00173356	38736	C	5,914	5,914	0	0	N	40	1
01/24/13	02/08/13	PLURA BROADCAST INC.	00174144	38212	C	11,815	11,907	11,907	11,907	N	40	1
09/13/12	09/13/12	POSTCRAFT CO.	00171681	21202	A1	5,753	5,753	5,753	5,753	N	52	1



Executive Summary - APPENDIX C  
Awarded Purchase Orders

Procurement Report  
April 1, 2012 - March 31, 2013

Award Date	Complete Date	Contractor/Vendor	ContractID	Comm/ Service	Award Code	Original Encum. Value	Current Encum. Value	Fiscal Period Payments	Payments To-Date	NYS Prog.	MWBE Bids	
09/24/12	12/04/12	PRESENTATION PRODUCTS INC.	00171899	38205	C	197,702	221,045	1,461	1,461	N	40	1
02/22/13	02/22/13	PRESIDIO NETWORKED SOLUTIONS INC.	00174663	77503	B	87,097	87,097	0	0	N	41	1
04/24/12	04/24/12	PRESIDIO NETWORKED SOLUTIONS INC.	00168847	77050	B	172,857	172,857	172,857	172,857	N	40	1
12/04/12	12/10/12	PRESIDIO NETWORKED SOLUTIONS INC.	00173227	77503	B	16,267	16,267	0	0	N	40	1
04/27/12	07/02/12	PRIDE EQUIPMENT CORP.	00169004	40533	A1	12,362	12,362	12,362	12,362	N	41	2
05/04/12	07/02/12	PRIDE EQUIPMENT CORP.	00169193	40533	A1	8,480	8,480	8,480	8,480	N	41	1
04/03/12	05/14/12	PRO CARPET	00168207	20600	B	19,130	19,130	19,130	19,130	N	52	1
05/01/12	05/01/12	PRO CARPET INC.	00169063	20600	B	9,817	10,018	10,018	10,018	N	52	1
03/19/13	03/19/13	PROTEINSIMPLE	00175173	12099	C	12,636	12,636	0	0	N	40	1
03/26/13	03/26/13	PROVANTAGE CORPORATION	00175258	12099	A1	6,108	6,108	0	0	N	40	1
05/03/12	05/03/12	PUCCI CARPET & FURNITURE INC. D/B/A PUCC	00169115	20600	B	74,917	74,917	74,917	74,917	N	52	1
05/23/12	05/23/12	PUCCI CARPET & FURNITURE INC. D/B/A PUCC	00169613	71002	A1	47,730	47,730	47,730	47,730	Y	52	3
03/22/13	03/22/13	QIAGEN, INC.	00175226	12099	B	79,092	79,092	0	0	N	40	1
03/22/13	03/25/13	QIAGEN, INC.	00175229	12099	B	11,755	11,755	0	0	N	40	1
06/22/12	07/06/12	RANDOM ACCESS TECHNOLOGIES INC. D/B/A	00170264	39004	A1	5,660	5,660	5,660	5,660	N	52	1
02/26/13	02/26/13	RAPID ACCESS COMMUNICATION ENTERPRISE	00174745	79528	B	98,232	98,232	0	0	N	41	1
03/08/13	06/24/13	REDHAWK EQUIPMENT	00174961	24400	A1	13,740	13,740	0	0	N	52	2
02/14/13	05/06/13	RICH INTERIORS	00174568	24400	A1	7,387	7,387	0	0	N	52	1
01/24/13	02/24/13	RICKY J FINSTER DBA MIDSTATE UPHOLSTERY	00174149	27000	C	19,100	19,100	0	0	N	52	1
08/17/12	10/29/12	RIGAKU AMERICAS CORPORATION	00171256	12099	C	327,760	327,760	327,760	327,760	N	40	1
09/21/12	09/21/12	RJM SALES, INC.	00171807	12099	C	10,346	10,346	10,346	10,346	N	40	1
02/20/13	02/20/13	ROBOTECH CAD SOLUTIONS, INC.	00174602	22944	A1	10,500	10,500	10,500	10,500	N	40	2
05/07/12	05/07/12	ROBOTECH CAD SOLUTIONS, INC.	00169219	22944	A1	17,425	17,425	16,901	16,901	N	21	1
06/28/12	06/28/12	ROGERS TRUCKING CO., INC.	00170319	79004	A1	7,680	7,680	7,582	7,582	Y	52	1
01/22/13	01/31/13	RONCO SPECIALIZED SYSTEMS, INC	001774087	85110	B	309,472	309,472	0	0	N	21	1
06/13/12	07/15/12	RPS CORPORATION INC	00169971	21400	C	30,383	30,383	30,383	30,383	N	40	1
01/30/13	03/27/13	RSI EQUIPMENT INC.	001774236	11600	A1	10,043	10,528	7,511	7,511	Y	33	2
01/31/13	01/31/13	RSI EQUIPMENT INC.	001774252	11600	A1	8,435	8,435	0	0	Y	33	1
02/08/13	02/11/13	RSI EQUIPMENT INC.	001774448	11600	B	12,992	12,992	0	0	Y	33	1
02/08/13	02/11/13	RSI EQUIPMENT INC.	001774451	11600	A1	6,425	6,425	0	0	Y	33	2
05/09/12	05/10/12	RSI EQUIPMENT INC.	00169258	38789	B	39,330	39,330	39,330	39,330	N	33	1
06/04/12	06/04/12	RSI EQUIPMENT INC.	00169787	11600	B	64,479	64,479	64,479	64,479	N	33	1
06/04/12	06/05/12	RSI EQUIPMENT INC.	00169790	11600	A1	6,456	6,456	6,456	6,456	N	33	2
06/04/12	11/01/12	RSI EQUIPMENT INC.	00169795	11600	B	282,983	475,238	285,687	285,687	N	33	1
07/05/12	08/17/12	RSI EQUIPMENT INC.	00170454	10100	A1	8,970	8,970	8,970	8,970	N	41	1

Executive Summary - APPENDIX C  
Awarded Purchase Orders

Procurement Report  
April 1, 2012 - March 31, 2013

Award Date	Complete Date	Contractor/Vendor	ContractID	Comm/ Service	Award Code	Original Encum. Value	Current Encum. Value	Fiscal Period Payments	Payments To-Date	NYS Prog.	MWBE Bids		
07/11/12	08/17/12	RSI EQUIPMENT INC.	00170553	10100	A1	13,504	13,504	13,504	13,504	N	41	X	2
09/28/12	09/30/12	RSI EQUIPMENT INC.	00172014	11600	A1	12,740	12,740	12,740	12,740	N	33	X	1
09/28/12	09/30/12	RSI EQUIPMENT INC.	00172020	11600	A1	6,723	6,723	6,723	6,723	N	33	X	2
10/29/12	10/31/12	RSI EQUIPMENT INC.	00172563	11600	B	22,476	22,476	0	0	Y	33	X	1
05/18/12	05/18/12	RUG FAIR COMM. & INDUSTRY, INC.	00169521	20600	C	69,556	72,283	72,283	72,283	N	52		1
10/10/12	10/11/12	RUSTON PAVING COMPANY, INC.	00172223	85000	A1	109,000	109,000	55,195	55,195	Y	28		3
11/21/12	11/22/12	RUSTON PAVING COMPANY, INC.	00173054	85000	A1	6,662	6,662	6,662	6,662	Y	28		1
12/18/12	12/18/12	SANICO, INC.	00173496	21400	A1	6,300	6,300	6,300	6,300	N	52		1
01/14/13	01/14/13	SAUDER MANUFACTURING CO.	00174023	38789	A1	227,017	227,017	0	0	N	32		3
10/17/12	01/02/13	SAUDER MANUFACTURING CO.	00172290	20915	B	82,857	82,857	82,857	82,857	N	55		1
12/21/12	06/07/13	SAUDER MANUFACTURING CO.	00173585	21501	C	47,559	47,559	0	0	N	52		1
01/11/13	02/18/13	SCALE-TRONIX INC.	00174003	38789	B	17,415	17,782	17,782	17,782	N	33		1
02/01/13	02/18/13	SCALE-TRONIX INC.	00174312	38789	B	18,212	18,579	18,579	18,579	Y	33		1
07/23/12	02/19/13	SCANLAN INTERNATIONAL INC	00170771	38789	E	35,380	35,393	34,813	34,813	N	33		1
03/22/13	05/15/13	SCHAAP MOVING SYSTEM, INC.	00175221	79004	B	13,870	13,870	0	0	Y	52		1
05/14/12	05/21/12	SCHAAP MOVING SYSTEM, INC.	00169345	79004	B	35,607	49,477	49,477	49,477	Y	52		1
10/23/12	11/30/12	SCHOEFFEL INTERNATIONAL CORP DBA	00172443	38782	C	29,390	29,390	0	0	N	40		1
04/23/12	04/30/12	SEARS COMMERCIAL ONE	00168795	25200	A1	8,796	8,796	8,796	8,796	N	52		1
06/12/12	06/12/12	SEARS COMMERCIAL ONE	00169939	25200	A1	9,359	9,359	9,359	9,359	N	52		1
11/26/12	11/26/12	SEMTECH SOLUTIONS INC.	00173066	12099	A1	16,200	16,200	0	0	N	40		1
05/16/12	06/16/12	SHAPE TOOLS LLC	00169391	79507	A1	5,016	5,016	5,016	5,016	N	40		1
11/05/12	11/05/12	SHERLAND & FARRINGTON, INC.	00172675	71002	A1	69,599	69,599	69,599	69,599	Y	1	X	2
05/24/12	05/31/12	SHIMADZU SCIENTIFIC INSTRUMENTS, INC.	00169632	12099	A1	6,740	5,880	5,880	5,880	Y	40		1
07/02/12	07/20/12	SHIMADZU SCIENTIFIC INSTRUMENTS, INC.	00170402	10610	B	98,690	98,690	98,690	98,690	N	40		1
07/26/12	07/26/12	SHIMADZU SCIENTIFIC INSTRUMENTS, INC.	00170855	12099	C	10,555	10,555	10,555	10,555	N	40		1
08/02/12	08/02/12	SHOREMONT INCORPORATED	00170989	21202	A1	9,515	9,515	9,515	9,515	N	52		1
07/31/12	07/31/12	SIEMENS HEALTHCARE DIAGNOSTICS INC.	00170941	12099	B	32,615	32,615	32,615	32,615	N	40		1
04/23/12	04/23/12	SIEMENS INDUSTRY INC.	00168801	38000	E	14,999	14,999	14,999	14,999	N	33		1
04/03/12	05/31/12	SIGNAL PERFECTION LTD DBA SPL INTEGRATE	00166778	38205	EC	81,350	87,385	87,385	87,385	Y	32		1
12/26/12	01/26/13	SILICON MECHANICS INC	00173613	22964	C	29,887	29,887	29,887	29,887	N	40		1
08/31/12	09/04/12	SIMBIONIX USA CORP	00171541	85000	C	45,000	45,000	45,000	45,000	N	33		1
04/10/12	04/11/12	SIMPLEXGRINELL LP	00168447	85000	B	376,763	376,763	0	0	N	28		1
10/01/12	10/02/12	SIMULAB CORPORATION	00172035	11600	C	20,082	20,082	20,082	20,082	N	33		1
04/30/12	05/01/12	SKYTTRON LLC	00169024	38789	B	423,497	425,778	425,778	425,778	N	33		1
05/14/12	09/05/12	SMITH SYSTEMS MFG. CO.	00169088	20915	B	29,471	29,471	29,471	29,471	N	41		1

Executive Summary - APPENDIX C  
Awarded Purchase Orders

Procurement Report  
April 1, 2012 - March 31, 2013

Award Date	Complete Date	Contractor/Vendor	ContractID	Comm/ Service	Award Code	Original Encum. Value	Current Encum. Value	Fiscal Period Payments	Payments To-Date	NYS Prog.	MWBE Bids
10/03/12	10/15/12	SMITHS DETECTION INC.	00172141	10610	C	85,900	85,900	0	0	N	40
12/19/12	12/21/12	SONOSITE INC.	00173539	11600	B	390,085	390,085	0	0	N	33
01/24/13	01/24/13	SONY ELECTRONICS INC.	00174161	38200	B	44,681	44,681	0	0	N	40
11/26/12	11/26/12	SONY ELECTRONICS INC.	00173075	38205	B	96,096	96,096	96,096	96,096	N	40
11/26/12	11/26/12	SONY ELECTRONICS INC.	00173078	38205	B	41,600	41,600	41,600	41,600	N	40
12/11/12	01/11/13	SOTERIX MEDICAL INC. D/B/A SOTERIX	00173345	10610	A1	6,030	6,030	0	0	N	40
08/24/12	08/24/12	SOURCE INTERNATIONAL CORP.	00171390	21501	B	10,239	10,239	0	0	N	52
08/27/12	08/27/12	SOURCE INTERNATIONAL CORP.	00171425	21501	B	10,239	10,239	0	0	N	52
09/12/12	09/12/12	SOURCE INTERNATIONAL CORP.	00171656	21501	B	10,239	10,239	0	0	N	52
09/14/12	09/14/12	SOURCE INTERNATIONAL CORP.	00171705	21501	B	9,584	9,584	0	0	N	52
10/18/12	10/18/12	SOURCE INTERNATIONAL CORP.	00172392	20915	B	13,118	13,118	13,118	13,118	N	55
10/26/12	04/01/13	SOURCE INTERNATIONAL CORP.	00172514	20915	B	162,633	162,633	0	0	N	32
06/25/12	08/24/12	SPACESAVER STORAGE SYSTEMS INC.	00170289	20915	B	5,780	5,780	5,780	5,780	N	32
10/24/12	12/17/12	SPACESAVER STORAGE SYSTEMS INC.	00172474	20915	B	25,874	88,486	88,486	88,486	N	41
09/20/12	10/22/12	SPEC-CLEAN LLC	00171847	71008	A1	2,250	10,700	10,700	10,700	N	40
12/06/12	12/10/12	SPEED WIRE INC	00173279	85110	B	52,751	52,751	0	0	Y	40
07/19/12	07/20/12	STANFORD RESEARCH SYSTEMS INC	00170733	38789	A1	7,618	7,618	7,618	7,618	N	40
04/27/12	04/28/12	STANLEY BLACK & DECKER INC. DBA INNER	00168945	38789	A1	8,361	8,361	8,361	8,361	N	33
08/20/12	08/20/12	STANLEY SECURITY SOLUTIONS INC.	00171274	38000	B	215,622	215,622	215,622	215,622	N	52
07/05/12	07/05/12	STARDEK CONCRETE PRODUCTS LLC D/B/A	00170447	84000	A1	500	10,495	10,495	10,495	Y	52
03/27/13	03/27/13	STATEWIDE MACHINERY, INC.	00175267	36501	C	17,213	17,213	0	0	N	52
03/14/13	05/15/13	STEEL STITCH CORPORATION DBA	00175060	85000	A1	5,112	5,442	0	0	N	28
03/05/13	03/05/13	STEELCASE INC.	00174883	21501	B	8,314	8,314	0	0	N	52
04/26/12	02/19/13	STEELCASE INC.	00168818	20915	B	121,247	115,444	115,444	115,444	N	40
05/15/12	05/16/12	STEELCASE INC.	00169380	20915	B	146,534	146,534	145,302	145,302	N	33
10/04/12	10/31/12	STEELCASE INC.	00172157	20915	B	5,913	5,913	5,897	5,897	N	41
04/10/12	04/11/12	STERIS CORPORATION	00168442	38789	B	29,782	43,682	43,682	43,682	N	33
04/04/12	04/04/12	STERLING GLASS INC.	00168270	92220	E	14,550	14,550	14,550	14,550	Y	52
05/14/12	05/14/12	STERLING MODULAR HOMES, INC.	00169346	84000	A1	1,789,944	2,386,592	1,374,080	1,374,080	Y	28
05/10/12	05/10/12	STEVENS WATER MONITORING SYSTEMS INC.	00169303	12099	A1	6,681	6,681	6,681	6,681	N	40
01/29/13	01/29/13	STILSING ELECTRIC, INC.	00174199	34404	E	48,180	48,180	0	0	Y	28
02/11/13	02/11/13	STORAGE ENGINE INC.	00174472	38205	B	5,488	5,488	5,488	5,488	N	40
04/04/12	04/04/12	STORAGE ENGINE INC.	00168298	38212	B	7,740	7,740	7,740	7,740	N	40
09/05/12	09/05/12	STORAGE ENGINE INC.	00171557	38212	B	21,600	21,600	21,600	21,600	N	40
10/16/12	10/16/12	STORAGE ENGINE INC.	00172261	38212	B	23,461	23,461	23,461	23,461	N	40

Executive Summary - APPENDIX C  
Awarded Purchase Orders

Procurement Report  
April 1, 2012 - March 31, 2013

Award Date	Complete Date	Contractor/Vendor	ContractID	Comm/ Service	Award Code	Original Encum. Value	Current Encum. Value	Fiscal Period Payments	Payments To-Date	NYS Prog.	MWBE Bids
12/31/12	12/31/12	STORAGE ENGINE INC.	00173709	76050	B	16,875	16,875	0	0	N	40
12/31/12	12/31/12	STORAGE ENGINE INC.	00173710	76050	B	23,461	23,461	0	0	N	40
11/02/12	11/05/12	STORAGE SYSTEMS USA, INC.	00172649	38789	B	9,900	9,900	9,900	9,900	N	33
02/25/13	02/25/13	STRAUSS PAPER CO INC	00174729	21400	A1	8,432	8,432	0	0	N	41
01/11/13	01/14/13	STRYKER SALES CORPORATION	00174008	38789	B	37,464	39,337	0	0	N	33
05/17/12	05/18/12	STRYKER SALES CORPORATION	00169515	38789	B	109,746	109,746	109,746	109,746	N	33
04/13/12	10/08/12	STYLEX, INC.	00168561	20906	B	95,279	95,279	95,279	95,279	N	41
02/05/13	02/05/13	SUPERIOR WINDOWS LLC	00174358	24401	A1	53,358	53,358	0	0	N	52
02/11/13	05/06/13	SUPERIOR WINDOWS LLC	00174477	24401	A1	104,152	106,683	0	0	N	52
10/01/12	10/30/12	SWING STAGING INC.	00172038	39006	A1	9,067	9,067	9,067	9,067	Y	40
02/01/13	02/01/13	SYNOPTICS, INC.	00174321	12099	E	47,605	47,605	0	0	N	40
10/23/12	11/23/12	SYNOPTICS, INC.	00172441	38800	C	12,838	12,838	0	0	N	40
11/02/12	04/01/13	TAB PRODUCTS CO. LLC	00172654	20915	A1	9,882	9,882	0	0	N	32
11/14/12	12/17/12	TECAN U.S., INC.	00172896	12099	A1	9,200	9,200	9,200	9,200	N	40
04/27/12	04/28/12	TED PELLA, INC.	00168948	38789	C	35,529	35,529	35,529	35,529	N	40
10/03/12	10/15/12	TED PELLA, INC.	00172138	10610	C	32,456	32,456	25,531	25,531	N	40
05/14/12	08/06/12	TEKNIUM LLC	00169359	21501	B	13,623	13,623	13,623	13,623	N	52
07/19/12	07/20/12	TEKTRONIX, INC.	00170730	38789	A1	5,046	5,125	5,125	5,125	N	40
04/19/12	07/16/12	TELVEE CORPORATION	00168729	38215	B	25,716	29,216	20,111	20,111	N	41
10/03/12	10/15/12	TESCAN USA INC.	00172137	10610	C	396,639	396,639	0	0	N	40
12/12/12	01/29/13	TESTEQUITY LLC	00173400	12099	C	17,411	17,637	17,637	17,637	N	40
04/02/12	05/01/12	THE BAKER COMPANY	00168198	35111	B	30,290	30,475	30,025	30,025	N	40
03/14/13	03/14/13	THE CHAMBERS CORP.	00175059	21200	A1	10,608	10,608	0	0	Y	52
07/09/12	07/09/12	THE CHAMBERS CORP.	00170486	33810	A1	8,130	8,130	8,130	8,130	N	52
05/10/12	05/11/12	THE GUNLOCKE COMPANY LLC	00169298	20915	B	14,600	14,600	14,600	14,600	Y	33
10/23/12	04/01/13	THE GUNLOCKE COMPANY LLC	00172444	20915	B	881,014	881,014	0	0	Y	32
10/17/12	10/17/12	THE HON COMPANY	00172214	20801	B	62,356	62,356	62,356	62,356	N	55
09/13/12	12/03/12	THE TURBOCHILL COMPANY	00171694	95010	C	16,330	13,820	13,820	13,820	N	40
05/24/12	05/31/12	THERMO ELECTRON NORTH AMERICA LLC	00169633	12099	E	29,391	35,496	14,394	14,394	N	40
07/02/12	08/15/12	THERMO ELECTRON NORTH AMERICA LLC	00170403	10610	B	14,778	14,778	14,658	14,658	N	40
07/02/12	08/15/12	THERMO ELECTRON NORTH AMERICA LLC	00170404	10610	B	7,810	7,810	7,810	7,810	N	40
07/02/12	08/15/12	THERMO ELECTRON NORTH AMERICA LLC	00170405	10610	B	26,289	26,289	26,289	26,289	N	40
07/09/12	07/30/12	THERMO ELECTRON NORTH AMERICA LLC	00170506	10610	A1	8,884	8,884	8,420	8,420	N	40
11/29/12	01/02/13	THERMO ELECTRON NORTH AMERICA LLC	00173118	12099	B	63,034	63,034	60,534	60,534	N	40
04/06/12	04/09/12	THOMAS SCIENTIFIC INC.	00168388	38789	B	12,276	12,276	12,276	12,276	N	40

Executive Summary - APPENDIX C  
Awarded Purchase Orders

Procurement Report  
April 1, 2012 - March 31, 2013

Award Date	Complete Date	Contractor/Vendor	ContractID	Comm/ Service	Award Code	Original Encum. Value	Current Encum. Value	Fiscal Period Payments	Payments To-Date	NYS Prog.	MWBE Bids
10/26/12	12/03/12	THOMAS SCIENTIFIC INC.	00172506	12099	B	22,404	22,404	22,404	22,404	N	40
11/16/12	12/03/12	THOMAS SCIENTIFIC INC.	00172929	12099	B	35,962	35,242	11,991	11,991	N	40
12/11/12	01/11/13	THOMAS SCIENTIFIC INC.	00173350	10610	B	5,685	5,685	0	0	N	40
04/24/12	04/25/12	THOMPSON CONTRACT INC	00168845	20915	B	170,042	184,038	110,182	110,182	N	33
05/31/12	09/10/12	THOMPSON CONTRACT INC	00169720	20915	B	12,749	12,749	12,749	12,749	N	32
11/05/12	11/05/12	THORLABS INC.	00172665	12099	A1	7,471	7,471	7,471	7,471	N	40
03/04/13	03/04/13	TONER CABLE EQUIPMENT INC.	00174855	38212	C	15,815	15,815	0	0	N	40
05/03/12	05/03/12	TRANSFORMATIONS BY WIELAND, INC. DBA TR	00169114	21501	C	12,843	11,965	11,965	11,965	N	52
05/14/12	07/23/12	TRANSFORMATIONS BY WIELAND, INC. DBA TR	00169357	21501	A1	5,478	5,478	5,478	5,478	N	52
06/15/12	06/15/12	TRANSFORMATIONS BY WIELAND, INC. DBA TR	00170067	21501	A1	6,797	6,797	6,797	6,797	N	52
07/24/12	09/03/12	TRANSFORMATIONS BY WIELAND, INC. DBA TR	00170797	21501	C	11,480	11,480	11,239	11,239	N	52
05/21/12	05/21/12	TRIUMVIRATE ENVIRONMENTAL INC.	00169559	79004	A1	9,500	18,189	9,500	9,500	Y	40
05/24/12	05/31/12	TRIUMVIRATE ENVIRONMENTAL INC.	00169634	12099	E	48,450	64,890	48,450	48,450	Y	40
04/19/12	04/20/12	ULSTER EXCAVATING & TRUCKING, INC.	00168761	85000	A1	9,960	9,960	9,960	9,960	N	30
10/22/12	11/22/12	UNISENSE A/S	00172421	12010	C	22,866	22,866	22,866	22,866	N	40
07/26/12	09/21/12	UNITED HOSPITAL SUPPLY CORP	00170861	21703	A1	9,945	9,945	9,945	9,945	N	40
12/18/12	01/18/13	UNITED HOSPITAL SUPPLY CORP	00173520	12006	A1	5,230	5,230	0	0	N	40
07/02/12	07/10/12	UNITED RENTALS (NORTH AMERICA) INC.	00170406	30000	A1	9,700	8,877	8,877	8,877	Y	28
07/16/12	07/16/12	USHERWOOD BUSINESS EQUIPMENT INC D/B/A	00170641	22424	B	12,608	12,608	12,608	12,608	N	52
03/07/13	03/07/13	VANDIS INC.	00174957	77050	B	29,495	29,495	0	0	N	40
09/26/12	09/26/12	VANDIS INC.	00171923	85110	B	14,564	14,564	14,564	14,564	N	40
12/12/12	12/12/12	VANDIS INC.	00173397	85110	B	167,271	167,271	167,271	167,271	N	40
06/01/12	06/02/12	VERATHON INC.	00169751	38789	E	27,925	27,925	27,805	27,805	N	33
12/11/12	02/11/13	VERMONT OPTECHS, INC.	00173351	12010	A1	5,814	5,814	0	0	N	40
11/28/12	12/21/12	VIA, INC.	00173117	35520	A1	11,779	11,779	11,779	11,779	N	41
01/24/13	01/24/13	VIDEOTAPE PRODUCTS, INC.	00174163	38212	C	9,892	9,892	9,892	9,892	N	40
04/10/12	07/02/12	VIRCO, INC.	00168441	20915	B	19,069	19,069	19,069	19,069	N	52
05/04/12	06/18/12	VIRCO, INC.	00169188	21501	B	5,000	5,000	5,000	5,000	N	52
01/03/13	03/19/13	VIVONOPTICS INC.	00173728	10610	A1	9,150	9,150	0	0	N	40
03/20/13	03/28/13	VWR INTERNATIONAL LLC	00175182	12099	B	31,549	32,287	0	0	N	40
03/20/13	03/20/13	VWR INTERNATIONAL LLC	00175188	12099	B	14,767	14,767	0	0	N	40
07/27/12	07/27/12	VWR INTERNATIONAL LLC	00170906	12099	B	24,995	24,995	24,995	24,995	N	40
09/27/12	10/08/12	VWR INTERNATIONAL LLC	00171935	24203	B	13,065	13,065	0	0	N	40
11/16/12	12/03/12	VWR INTERNATIONAL LLC	00172941	12099	B	7,497	7,497	7,497	7,497	N	40
12/03/12	12/12/12	VWR INTERNATIONAL LLC	00173197	12099	B	8,288	8,288	8,288	8,288	N	40

Executive Summary - APPENDIX C  
Awarded Purchase Orders

Procurement Report  
April 1, 2012 - March 31, 2013

Award Date	Complete Date	Contractor/Vendor	ContractID	Comm/ Service	Award Code	Original Encum. Value	Current Encum. Value	Fiscal Period Payments	Payments To-Date	NYS Prog.	MWBE Bids
12/28/12	01/28/13	VWR INTERNATIONAL LLC	00173698	10610	C	19,671	19,671	0	0	N	40
03/25/13	05/01/13	W.W. GRAINGER INC. D/B/A GRAINGER	00175240	21400	B	142,946	142,946	0	0	N	52
07/26/12	07/26/12	W.W. GRAINGER INC. D/B/A GRAINGER	00170866	26500	A1	12,555	12,555	12,555	12,555	N	52
09/28/12	09/30/12	W.W. GRAINGER INC. D/B/A GRAINGER	00171999	38789	A1	32,962	32,962	0	0	N	32
11/05/12	11/12/12	W.W. GRAINGER INC. D/B/A GRAINGER	00172679	39000	A1	7,845	7,845	7,845	7,845	N	52
03/21/13	05/20/13	WALDNER'S BUSINESS ENVIRONMENTS, INC.	00175205	20915	B	12,150	12,150	0	0	N	41
05/21/12	05/22/12	WALDNER'S BUSINESS ENVIRONMENTS, INC.	00169541	20915	A1	9,421	9,421	9,421	9,421	N	33
05/25/12	05/26/12	WALDNER'S BUSINESS ENVIRONMENTS, INC.	00169661	38789	A1	12,969	12,969	12,969	12,969	N	33
06/14/12	06/15/12	WALDNER'S BUSINESS ENVIRONMENTS, INC.	00170013	85000	A1	12,387	13,087	13,087	13,087	N	33
10/17/12	10/17/12	WALDNER'S BUSINESS ENVIRONMENTS, INC.	00172297	20915	B	101,842	101,842	101,842	101,842	N	55
05/16/12	05/21/12	WASTE CONNECTIONS, INC. DBA COUNTY WAS	00169436	79013	B	10,000	10,000	5,273	5,273	Y	52
03/18/13	03/18/13	WATERS TECHNOLOGIES CORPORATION	00175123	12099	B	24,225	24,225	0	0	N	40
09/24/12	12/03/12	WATERS TECHNOLOGIES CORPORATION	00171897	12099	B	66,269	66,269	62,956	62,956	N	40
04/27/12	07/01/12	WATS INTERNATIONAL, INC.	00168944	22803	A1	9,423	9,423	9,423	9,423	N	41
03/04/13	03/04/13	WCA ROOFING & SHEET METAL CO., INC.	00174861	92150	A1	5,000	5,000	0	0	Y	52
05/09/12	06/01/12	WEB HOUSE INC.	00169279	22994	B	49,381	49,381	49,381	49,381	N	40
05/24/12	06/25/12	WENGER CORPORATION	00169648	38324	A1	14,059	14,059	14,059	14,059	N	41
08/21/12	08/21/12	WESCO DISTRIBUTION INC.	00171297	79504	B	85,727	85,727	85,727	85,727	N	52
07/09/12	07/09/12	WESTERN CONTRACTORS LLC	00170484	20600	B	76,578	76,578	76,578	76,578	N	1
07/17/12	07/17/12	WESTERN CONTRACTORS LLC	00170699	20600	A1	10,500	10,500	10,500	10,500	N	1
09/19/12	09/19/12	WESWOOD SPECIALTIES, INC.	00171792	21501	A1	5,680	5,680	0	0	Y	52
02/11/13	05/06/13	WILCOX BLDG. SPECIALTIES, INC.	00174469	24400	A1	38,812	38,812	0	0	N	52
05/24/12	05/24/12	WILLIAMS SCOTSMAN INC.	00169646	96000	A1	14,275	14,275	13,523	13,523	N	52
07/11/12	07/11/12	WILLIAMS SCOTSMAN INC.	00170555	96000	A1	8,504	8,504	5,344	5,344	N	52
08/09/12	08/09/12	WILLIAMS SCOTSMAN INC.	001771073	42301	A1	14,703	14,703	12,115	12,115	N	29
05/24/12	05/31/12	WITTEC INSTRUMENTS CORPORATION	00169635	12099	A1	7,350	7,350	7,350	7,350	N	40
11/30/12	11/30/12	WOLBERG ELECTRICAL SUPPLY CO. INC.	00173153	93040	E	33,134	33,134	14,469	14,469	N	28
04/13/12	05/24/12	WOODWIND & BRASSWIND INC.	00168585	38324	A1	5,102	5,102	5,102	5,102	N	41
05/07/12	06/04/12	WORKSTREAM INC. D/B/A HAMILTON SORTER	00167508	20915	B	20,224	20,224	20,224	20,224	N	40
07/11/12	09/01/12	WORKSTREAM INC. D/B/A HAMILTON SORTER	00170552	20915	B	41,977	41,387	41,387	41,387	N	40
10/01/12	10/30/12	YORK LADDER, INC.	00172037	39006	A1	10,075	10,075	10,075	10,075	Y	40
04/23/12	04/24/12	ZIMMER US INC.	00168797	38789	A1	9,829	9,829	9,829	9,829	N	33
09/19/12	09/20/12	ZOLL MEDICAL CORP.	001771803	38789	B	76,496	77,186	77,186	77,186	N	33
<b>Total Awarded Purchase Orders (Construction)</b>						<b>47,570,374</b>	<b>49,782,038</b>	<b>30,662,833</b>	<b>30,662,833</b>		

DASNY

Executive Summary - APPENDIX C  
Awarded Purchase Orders

Procurement Report  
April 1, 2012 - March 31, 2013

TOTAL 2011/2012 PROCUREMENT AWARDS

370,159,792	387,233,568	94,369,421	94,369,421
-------------	-------------	------------	------------

**LEGEND - AWARD CODES**

<b>A</b>	<b>Competitive Bids or Proposals prior to 4-12-94 - No Distinction Made Prior to 4/12/94 on Bids vs. Proposals</b>
<b>A1</b>	<b>Competitive Bids (Post 4-12-94):</b> Primarily used for construction contracts, and frequently for the purchase of furnishings, equipment and supplies. Awards are made to the lowest responsible and responsive bidder as prescribed by statute.
<b>A1E</b>	<b>Competitive bids received; exemption from placement of a notice in the New York State Contract Reporter approved by the Executive Director:</b> Exemptions from placing a notice in the New York State Contract Reporter are granted in situations where it is determined that there is an emergency or critical need, or on the basis that it is not feasible to place notice in the New York State Contract Reporter.
<b>A2</b>	<b>Competitive Proposals (Post 4-12-94):</b> Primarily used for architect, engineer, survey, data processing, printing and minority business enterprise consultants; testing, controlled inspections, construction management, management of parking facilities, audit and accounting, training, investment banking contracts, and for goods or services for the Authority's own accounts. Awards are made to the best qualified personal services contractor at costs determined by the Authority to be fair and reasonable.
<b>A2E</b>	<b>Competitive proposals received; exemption from placement of a notice in the New York State Contract Reporter approved by the Executive Director:</b> Exemptions from placing a notice in the New York State Contract Reporter are granted in situations where it is determined that there is an emergency or critical need, or on the basis that it is not feasible to place notice in the New York State Contract Reporter.
<b>B</b>	<b>Government Contracts:</b> Primarily used for purchase of goods from contract lists established by NYS Office of General Services, Federal General Services Administration, from City Government; from Preferred Source contracts such as prison industry, the disabled and the blind; Dormitory Authority; City of New York; County Government for Community Colleges, City University of New York; and the State University of New York.
<b>C</b>	<b>B1-State Contract, B2-GSA Contract, B3-City Contract, B4-Preferred Source, B5-DASNY Contract, B6-Board of Education Contract, B7-County Contract, B8-CUNY Contract, B9-SUNY Contract</b> <b>Selection Controlled by Client:</b> Primarily used for architect, engineer, or artwork contracts where the selection process is controlled by the Client, and the Authority negotiates and holds the contract for personal services. Occasionally used to identify assigned contracts.
<b>D</b>	<b>Competition Waived</b> Waived from competition by Procurement Guidelines. Includes tuition and other expenses incurred for employee training; services provided by monopolies, utilities and hotels; transportation services; contracts for computer or telephone hardware, software or services where current Authority license or use restrictions render competition impractical.
<b>E</b>	<b>Exemption from competition and placement of a notice in the New York State Contract Reporter approved by the Executive Director:</b> Primarily used in emergency or unique situations which cannot await the usual competitive procedure, or where the services require a uniquely qualified personal service or sole source provider.
<b>EC</b>	<b>Completion Contract:</b> Primarily used for contracts with sub-consultants or sub-contractors when a prime consultant or contractor defaults their contract, or when the Surety on a Performance Bond steps in to complete the work following termination of a contract. Occasionally used when the Authority invokes the "Owner's Right to do Work" provision of the construction contract General Conditions, when a contractor is near completion of work but not progressing the work satisfactorily.



PROGRAM NUMBERS - by Client

APPENDIX B

	Client Type	New Program Numbers	Related Operating Funds	Annual Report Column
<b>PUBLIC</b>				
<b>New York Agencies</b>				
	State Education Department	20	SED	NYS Agen
	Department of Health	21	D90, DOH, DVH, RPPG	NYS Agen
	CEFFAP	22	CEF	NYS Agen
	Child Care Facilities Dev Prg	23	CCF	NYS Agen
	Mental Health - MCFFA	27	MLH	NYS Agen
	Mental Health - DASNY	28	OMR, OAS, OMH, MLH	NYS Agen
	New York State (Pension)	29	PRI	NYS Agen
	Library Facilities	29	LFB	NYS Agen
	Office of General Services (Parking Garage)	29	OGS	NYS Agen
	Office of State Comptroller	29	OSC	NYS Agen
	Albany County (Airport)	29	ACA	NYS Agen
	Pace Judicial	29	PJI	NYS Agen
	Rescue	29	RES	NYS Agen
	PIT	29	NYA	NYS Agen
	Hudson Valley Stadium	29	HVS	NYS Agen
	HHAC	29	HHA	NYS Agen
	CBVH	29	CBV	NYS Agen
<b>Municipal Programs</b>				
	Municipal Health Facilities (PCDC)	30	MUN	Municipal
	Special Act School Districts	31	SAS	Municipal
	Court Facilities	32	SUF, NYC, WES, MUN, UCS	Municipal
	NYC Health and Hospital Corp	33	HHC, HHO, OCM, MUN	Municipal
	Boces	34	MUN	Municipal
	Public School Districts	35	PSD	Municipal
<b>City University</b>				
	CUNY - Senior	40	CSC	CUNY
	CUNY - Community	41	CCC, CSC	CUNY
<b>State University</b>				
	SUNY Ed	50	SYE	SUNY
	SUNY Dorms	52	SYD, UMG, SBK	SUNY
	SUNY Athletic Facilities	54	SYA	SUNY
	Upstates	55	ERI, FIT, UPS	SUNY
<b>Educational and Nonprofit Organizations</b>				
	Educational & Nonprofit Organizations	60	PRI, PCP, PST, SHF	Indep
	853 Schools	61	PRI	Indep
	4201 Schools	62	PRI	Indep
<b>Healthcare</b>				
	Hospitals - DASNY	80	HGR	Healthcare
	Hospitals - MCFFA	81	HGR, MLO	Healthcare
	Nursing Homes - DASNY	82	HGR	Healthcare
	Nursing Homes - MCFFA	83	HGR	Healthcare



## Commodity Codes

## APPENDIX C

<u>Commodity</u>		<u>Commodity</u>		<u>Commodity</u>	
<u>Code</u>	<u>Commodity Description</u>	<u>Code</u>	<u>Commodity Description</u>	<u>Code</u>	<u>Commodity Description</u>
5400	Lamps, Electric	12003	Aquarium, Terror & Acces.	12400	Blood Clean/Recovery Equi
5500	Fuel, Heating	12004	Lab & Teach Supplies	12402	Oxygenates & Related Item
5600	Fuel, Gasoline	12005	Sewing Equipment	12500	Instruments, Operate, Gen.
5700	Oil, Motor, High Detergen	12006	Lab & Pharm Furn, Install	12502	Instruments & Acces, Diagn
5702	Transmission Fluid, Autom	12007	Lab Apparatus, Bal & Weig	12600	Electronic Monitor. Equip
5800	Propane (Liquid Petroleum	12008	Furniture, Pharmacy	12601	Electronic Heart Resus. A
5900	Natural Gas	12009	Furniture, Lab, Free Stan	12602	Gas Detectors
8300	Food Serv. - Milk Coolers	12010	Microscopes, Related Item	12604	Physiological Test & Resea
10100	Medical Supplies & Equip	12011	Binoculars	12605	Defibrillator/Electrocard
10120	First Aid Kits, All Types	12012	Microscopes, Surg & Acces	12606	Electroencephalographs
10132	Meical Supplies & Equipme	12013	Microscopes, Electron, Ac	12700	Oxygenates & Related Item
10133	Basins, Bowls, Buckets-Me	12014	Laboratory Casework	20000	Publications (Not Books)
10136	Catheters (Surgical)	12015	Stereotaxic Inst. & Acces	20001	Maps & Globes
10500	Sterilizers, Hosp & Lab	12016	Centrifuges & Access	20020	Periodicals, Serials
10502	Stills, Hosp & Lab	12018	Specimen Cabinets & Acces	20060	Books
10610	Medical Research Equipmen	12023	Lab Apparatus (Ovens & In	20100	Site Work
10611	Ultrasound System	12024	Furnace, Laboratory	20301	Safety Side Rails
10612	Radiology Equipment	12026	Environmental Rooms/Chamb	20302	Furniture, Patient Room,
10800	Dental Equipment	12029	Air Compressors	20304	Furniture, Flotation Ther
11000	X-Ray Equipment	12029A	Laboratory Equip., Vacuum	20600	Carpets & Rugs
11001	X-Ray Equipment Dental	12034	Laboratory Equip, Notions	20700	Carpets & Rugs
11002	X-Ray, Diffraction	12040	Cages, Animal, Metal	20700A	Fabric, Upholstery
11070	Carillon	12041	Cages, Animal, Non-Metal	20701	CPR Mankins & Equipment
11501	X-Ray Accessories	12049	Lab Equip, Filters/fitra	20702	Wall Covering, Vinyl
11600	Hospital Equip, Ward & OR,	12050	Blood Cell Counters & Acc	20800	Furniture, Lounge
11601	Hosp. Equip, Ward&OR Stai	12055	Clean Rooms	20801	Chairs, Stacking
11602	Furniture, Healthcare	12060	Tissue Processors/Analyze	20802	Furniture, Reception Room
11603	Cabinets, Medical & Surgi	12061	Cryostats, Microtomes, T	20803	Furniture, Indoor-Outdoor
11604	Tables, Necropsy	12066	Controlled Temp, Chamber	20807	Office Accessories
11605	Scrub, Sinks	12070	Vacuum Pumping System	20900	Chairs, Folding
11613	Hospital Equip, Wheeled	12070A	Laboratory Glassware Wash	20901	Seating, Lecture Hall
11614	Chairs, Wheels	12071	Lab Cleaners, Ultrasonic	20902	Chairs, Folding
11625	Hydrotherapy Bathing Unit	12072	Lab Equip, Cage Washers	20903	Tables, Folding
11800	Lights, Major Surgery	12080	Containers-Lab, Hospital	20904	Chairs, Conference
11801	Tables, Operating	12099	Laboratory Equip. & Appar	20905	Chairs, Stacking, Wood
11802	Autopsy Equip & Tables	12100	Resuscitation Equipment	20906	Chairs, Stacking, Metal
11900	Orthopedic Equipment, Bed	12201	Anesthesia Equip, Hospita	20910	Seating, Auditorium & The
11901	Orthopedic Equip, Bed/Fra	12300	Oxygen Tents & Accessorie	20911	Benches
12001	Lab & Pharm Ware, Glass/P	12301	Infant Care Equipment	20915	Furniture, Industrial & I

## Commodity Codes

## APPENDIX C

<u>Commodity</u>		<u>Commodity</u>		<u>Commodity</u>	
<u>Code</u>	<u>Commodity Description</u>	<u>Code</u>	<u>Commodity Description</u>	<u>Code</u>	<u>Commodity Description</u>
20920	Furniture, Courtroom	21715	Chairs, Stools, Metal Off	22826	Word Processors
20921	Court Stenographer Serv	21716	Files, Vertical, Metal	22827	Offset Presses
21101	Food Serv Equip - Install	21720	Furniture, Computer	22830	Accounting/Payroll Machin
21111	Towel Bar	21800	Furn, Office, Wood/Acous S	22833	Facsimile Equipment
21200	Draperies	21801	Furniture, Library-Wood	22902	Plants, Artificial
21201	Cubicle Curtains	21802	Carrels, card Catalogues	22904	Film Rec, Polaroid Digita
21202	Curtains, Shower	21803	Furniture, Library-Stacks/	22912	Mailing Machines, Postage
21210	Fabric, Upholstre	21804	Chairs, Wood, Upholstered	22913	Mailing Stations
21300	Fans, Electric, Free Air	21805	Desks - Office Wood	22914	Typewriters, Electronic
21400	Floor Machines, Scrub & P	21806	Tables, Fancy (Lounge & C	22915	Time Clocks/Systems
21401	Floor Maint. Equip, Mop O	21807	Furniture, Lounge	22916	Clocks
21402	Vacuum Cleaners	21808	Computer Work Stations	22917	Mailboxes
21403	Carpet Cleaning Equipment	21809	Health Care Furniture	22921	Cash Registers
21410	Flooring, Gymnasium	22000	Area Rugs	22922	Video Expander
21500	Furniture, Institutional	22001	Window Washing Equipment	22923	Computer Color Printers
21501	Furniture, Dormitory	22002	Window Film	22924	Copiers
21506	Beds, Dormitory/Metal	22200	Upholstery, Fabric	22925	Office Equipment
21507	Panthers, Smokers, Urns	22201	Linens	22931	Computer, Equip/Maint Rep
21508	Furniture, Dormitory	22202	Upholstre - Cushions	22932	Computers
21509	Furn, Dorm, Wardrobe/Divi	22220	Window Repair	22933	Facsimile Machines
21510	Tables, Picnic	22221	Window Screens	22934	Computer Programs
21512	Furn, Dorm, Chest Beds	22414	Typewriters, Electronic	22936	Computers, Handicapped
21600	Furniture, Household, Woo	22424	Copiers	22937	Office Equipment
21601	Furn, Household, Birch&Map	22433	Facsimile Equipment	22938	Office Equipment
21602	Chairs, Dining	22500	Floor Covering	22940	Software Desktop Computer
21603	Furniture, Household Wood	22501	Wall Covering, Vinyl	22941	Software Maintenance
21604	Furn, Household, Wood, Colo	22700	Mattresses & Springs	22942	Software, Network & Telec
21605	Lecturns	22701	Mattress Pads	22944	Software, Multi User Comp
21648	Furn, Household, Wood, OMIH	22801	Labeling Machines	22950	Consulting-Desktop Comput
21670	Furn, Household, OMRDD	22802	Check Signing Mach, Perf.	22951	Consulting & Design - Lab
21701	Furniture, Landscape Offi	22803	Office Equip. -Paper Shrea	22952	Consulting-Network/Teleco
21702	Coat Hooks	22804	Folding/Inserting Machine	22954	Consulting-Multi User Com
21703	Cases, Storage	22805	Packaging	22960	Computers, Desktop
21704	Electric Check Rm Equip	22806	Calculators	22962	Equip, Network & Telecom
21705	Chairs, Stools, Metal, Of	22809	Ticket Dispensing Systems	22964	Computers, Multi User
21706	Tab Accessory Equipment	22811	Collators & Sorters	22970	Computer Maint, Desktop
21707	Furniture, Stools - All T	22812	Mailing Machines, Postage	22972	Equip Maint, Network&Tele
21708	Visible Index Equipment	22816	Files, Mechanized	22974	Computer Maint, Multi Use
21710	Safes	22818	Dictating/Transc Equip, S	22977	Software, Maint., Desktop

## Commodity Codes

## APPENDIX C

<u>Commodity Code</u>	<u>Commodity Description</u>	<u>Commodity Code</u>	<u>Commodity Description</u>	<u>Commodity Code</u>	<u>Commodity Description</u>
22978	Software Maint., Multi Us	25101	Glass, Plexiglass	30212	Gymnasium Floor Covers
22979	Software Maint, Multi Use	25200	Appliances, Kitchen, Dome	30213	Bowling Equipment & Acces
22980	Computer Parts, Desktop	25201	Dishwasher, Commercial	30214	Football Equipment
22982	Parts, Network & Telecom	25202	Freezers, Domestic	30215	Tennis Courts
22984	Computer Parts, Multi Use	25203	Washers & Dryers, Domestic	30216	Sauna Equipment
22990	Computer, Peripherals Des	26002	Microfilm Equip & Supplie	30217	Golf Equipment
22992	Computer, Peripherals Mul	26500	Water Coolers, Electric	30218	Goals, Hockey, Soccer Etc
22994	Computer, Periph Network&	27000	Furniture, School	30219	Gymnasium Equipment
23000	Misc. Office Supplies	27200	Cabinets, Kitchen	30220	Bike Rack
23023	Time Stamps, Auto, Electr	27500	Shelving & Lockers,Instit	30221	Tennis Equipment
23026	Floppy Magnetic Disks	27501	Shelving, Library, Wood	30222	Ski Equipment
23033	Masking Tape	27502	Shelving, Bookshelves - W	30224	Baseball Equipment
23045	Card Catalogs	27502A	Lockers Coin Operated	30225	Mats-All (Gym, Office etc
23100	Art Crafts School Supplie	27503	Shelving, Cafeteria & Ref	30226	Table Tennis Equipment
23101	Looms, Weaving	27504	Shelving, Library, Steel	30227	Cases, Exhibit & Trophy
23103	Bulletin Boards	27505	Shelving,Cab.-Chemical St	30229	Volleyball Equipment
23104	Kilns	27506	Shelving, Open Filing	30233	Soccer Equipment
23106	Tables, Drawing Fancy	27507	Kitchen Units	30300	Batteries, Automotive
23203	Chalkboards Bulletin Boar	28000	Physical Therapy & Rehab.	30305	Filters, Auto, Oil,Air,Fu
23500	Dispensers, Toilet Tissue	28001	Ophthalmic Equip & Acces	30306	Lamps, Automotive
24100	Appliances, Stoves Commer	28002	Hydrotherapy Units, Whirl	30600	Tires & Tubes
24103	Appliances, Microwave Ove	28003	Handicapped, Disabled Equ	30700	Barber Shop Equipment
24104	Fryers, Electric Comm.	30000	Air Conditioners	30900	Airfreezer/Coolant, Engin
24200	Refrigerator, Reach-in	30001	Dehumidifiers	30901	Gas Line Antifreeze
24201	Ice Makers	30002	Humidifier	31600	Furniture, Drafting
24202	Refrigeration (Blood Bank	30003	Air Filter Equipment	31601	Engineering Instruments
24203	Refrigeration - Vac/Lab	30004	Boilers & Heating Equipme	31605	Millwork, Custom
24204	Refrigerators, Freezers,W	30200	Athletic Equipment	31606	Acoustical; Panels, Scree
24208	Refrigeration Equip, Low	30201	Pool Ladders & Railings	31607	Furniture Refubishing-Woo
24209	Refrig Equip, Compressors	30202	Risers, Band	31608	Furniture Refubishing-Met
24213	Refrigeration - Ice Cream	30203	Bleachers	31609	Rentals Furniture & Equip
24300	Sewing Machines	30204	Exercise Machines, Mats&W	31610	Wardrobes
24400	Shades & Shade Cloth	30205	Athletic Equipment, Nets	31616	Beds, Bunk-Metal
24401	Blinds, Venetian	30206	Athletic Equip, Track & F	31618	Bed Accessories, Linens
24402	Blinds, Wood	30207	Tables, Games, i.e. Pirba	31800	Building Materials, Gen.
24600	Flatware, Table (Silverwa	30208	Pool Tables	31804	Mirrors & Mirror Light Un
24603	Children's Furniture/Toys	30209	Track & Field Equipment	31807	Wood Laminate Products
24800	Tables, Cafeteria	30210	Scoreboards	31817	Shades, Screens Solar
25100	Glassware, Table Use Only	30211	Playground Equipment	31823	Ceiling & Acoustical Tile

## Commodity Codes

## APPENDIX C

<u>Commodity</u>		<u>Commodity</u>		<u>Commodity</u>	
<u>Code</u>	<u>Commodity Description</u>	<u>Code</u>	<u>Commodity Description</u>	<u>Code</u>	<u>Commodity Description</u>
31824	Tile, Ceramic & Quarry	35503	Hardware, General	37607	Pipe & Fittings
31825	Slate	35504	Waste Disposal	37610	Hot Water Heater (Electric)
32201	Canning & Food Proc. Equip	35505	Wastebaskets, Metal/Indoo	37802	Signage - Mech. ID
32500	Water Treatment	35508	Doors & Frames, Metal	37807	Bars, Gymnastic, Dance
32501	Filtration System, Water	35510	Doors, Wood	37900	Security Gates
33300	Flags	35511	Door Scopes	38000	Security Systems
33500	Dishwashers, Commercial	35520	Coat Hooks	38000A	Building Materials Genera
33508	Doors, Metal	35536	Handrails, Grab Bars	38002	Paint, Swimming Pool
33509	Doors, Metal	35700	Lighting Equipment, Gener	38010	Paint, Latex Base
33713	Concrete Ready Mix	35706	Lamps, Table & Floor	38012	Universal Colorants for A
33800	Passenger Waiting Shelter	35720	Lamps	38100	Photo, Cine, & Theater Eq
33810	Security Screens/Gates	35721	Lighting, Exit-Emergency	38101	Lighting, Theater
33811	Partitions, Relocatable	35845	Parking Gate Systems	38102	Posts & Ropes, Crowd Cont
33813	Stanchions, Ropes-Traffic	35846	Parking Booth	38103	Curtains, Stage
33819	Floors, Elevated, Free Ac	35847	Parking Garage Repair	38200	Audio & Video Electronics
33828	Toilet Partions & Compart.	35900	Generators	38201	Security Alarm Systems
34400	Electric Supplies, Genera	36000	Hose, Fire Fighting	38201A	Audio Equip., General
34401	Electrical Supplies Gener	36001	Roof Accessory	38202	Interroom System
34402	Elec Equipment Transducers	36100	Food Serv. Equip	38203	Sound System
34403	Cardboard Boxes	36104	Dispensers, Beverage	38205	Audio Video Equipment Gen
34404	Electrical Service	36106	Food Transport Units	38206	Cables, Coaxial
34406	Panelboards/Switchboards	36111	Utensils, Kitchen	38207	Elec Cords/Surge Suppresso
34408	Transformers	36112	Drying & Storage Racks	38209	Language Lab Equipment
34700	Fire Extinguishers	36113	Urns & Stand (Coffee)	38210	Television Sets
34710	Fire Alarm/Equip Main/Rep	36114	Carts, Mobile Kitchen	38211	Radios, Portable, Hand-He
34711	Fire Smoke Alarm System	36125	Trans Compactors (Comm&Do	38212	Television Studio, Sys.&
35000	Garage Equipment, General	36200	Cafeteria Line Equipment	38212A	Radios 2-Way (AM/FM)
35004	Car Washing Equip.	36500	Flatworm Ironed Pads & Co	38213	Testing Instruments & Equ
35099	Shop Cabinets	36501	Washers & Dryers, Commerc	38214	Data Processing Equipment
35100	Work Benches	36502	Laundry Extractors	38215	Video Electronic Equip
35101	Terrazo Benches	37000	Mowing Equip, Walk-Behind,	38217	Video Recorders, Audio
35101A	Cabinets, Safety & Storage	37002	Snowblowers	38218	Tape Recorders, Audio
35111	Storage/Safety Cabinets	37010	Brush Cutters, Tractor-dr	38219	Radios (Am/Fm)
35203	Finger Print Equipment	37500	Lumber	38220	Video Cassette Tapes
35208	Breathing Apparatus, Air	37501	Doors, Accordion Fold	38221	Tape Recorders, Video
35210	Metal Detectors, Walk-Thr	37502	Folding Grills, Metal	38224	CCTV Systems
35500	Hardware, Builders	37503	Doors, Bi-Fold	38230	Training Equip, Major Tra
35501	Locks, Door, Institutional	37600	Plumbing Supplies, Genera	38300	Fire/Smoke Alarm Sys & Ac
35502	Waste Receptacles, Wire/M	37601	Boilers & Heating Equipme	38310	Musical Instruments
					Organs

## Commodity Codes

## APPENDIX C

<u>Commodity</u>		<u>Commodity</u>		<u>Commodity</u>	
<u>Code</u>	<u>Commodity Description</u>	<u>Code</u>	<u>Commodity Description</u>	<u>Code</u>	<u>Commodity Description</u>
38320	Musical Instruments	38758	Monochrometers	39013	Smoke Detectors
38321	Music, Records, Tapes & C	38760	Nuclear Instrumentation	39014	Cabinets, Wall/Conference
38322	Music, Sheet	38761	Oceanographic	39023	Hand Tools, Carpenters'
38323	Music, Storage Cabinets	38762	Simulated Coral reed	39032	Screwdrivers
38324	Furniture, Music	38763	Optical Instruments	39033	Mechanics Tools(Pliers/So
38600	Signage	38764	Oscillographs/Scopes	39034	Wrenches, Nut Drivers, Et
38611	Signage	38767	Ovens, Scientific Equip.	39036	Tools, Garden & Lawn
38612	Signage - Outdoor	38768	Photometers	39043	Shovels & Snow Shovels
38700	Air Analysis	38773	Potentiometers	39100	Hand, Platform, & Pallet
38701	Analyzers (Except Blood)	38775	Probeye Infrared Viewer	39101	Trucks, Pallet
38702	Acoustic Interferometer	38776	Physiological Testing Equi	39102	Moving/trucking Services
38703	Air/Water Monitoring	38777	Recorders	39103	Carts, Utility
38708	Breathalyzers	38782	Spectrometers & Spectroph	39104	Tenant Relocation/Removal
38709	Cabinets & Chambers	38787	Test Equipment	39104A	Carts & Laundry
38710	Calorimeters	38788	Testing Instruments & Equ	39105	Pallet Racks
38713	Chromatography	38789	Miscellaneous	39108	Conveyors
38714	Cryogenic Equipment	38790	Temp. Equipment	39109	Wheel Casters
38715	Colorimeters	38800	Cameras	39600	Fencing, General
38717	Counters	38802	Darkroom Supplies (Photog	39604	Fencing, General
38719	Cryogenic Equipment	38803	Blue Print Machines	39999	Insulation, Pipes & Valve
38722	Densitometers, Gas/Liquid	38804	Cameras, Identification	40400	Automobiles
38724	Detectors	38806	Projectors	40490	Lease Vehicles
38725	Anaerobic Chamber	38807	Lighting, Studio Access	40520	School Bus,Lt Duty Types
38728	Electronic Test/Measure I	38808	Book Detection System	40521	School Bus,Med Duty Type
38730	Environmental Control	38809	Books	40522	Van Conversions & Bus Bod
38731	Health Consulting	38812	Film Editing & Insp Equip	40523	Transit Buses
38734	Freeze Drying Equipment	38813	Cabinets, Film	40531	Trailgate/Ligtgate
38735	Furnaces (Special)	38815	Projection Systems Equipm	40533	Aerial Trucks
38736	Gauges	38900	Scales	40535	Truck Bodies
38738	Heaters, Infrared	38998	Safety Equipment, Face, H	40540	Vans, Passenger & Cargo
38746	Lasers & Accessories	38999	Maint.Equip.(Brooms,Mops	40550	Sport Utility Vehicles
38748	Liquid Scintillates	39000	Tools, Small, General	40553	Ski Lifts
38750	Magnets & Accessories	39001	Anvils/Accessories	40560	Trucks, Pick-Up
38751	Manometers	39004	Locks/Padlocks, Comb. & K	40570	Trucks, Cab Chassis, Lt D
38752	Metallurgical Apparatus	39006	Scaffold Equipment	40580	Trucks, Medium Duty
38753	Meteorological Apparatus	39007	Fork Lifts Rough Terrain	40590	Trucks, Heavy Duty Dump
38754	Ph Meters & Related Acces	39010	Ladders (Metal, Fiberglass	40600	Tractors, Crawler
38755	Meteorological Apparatus	39011	Cabinets, Tool	40601	Tractors, Load/Backhoes/S
38756	Meters, Oil	39012	Safety Equip, Face/Head/E	40602	Bulldozer

## Commodity Codes

## APPENDIX C

<u>Commodity</u>		<u>Commodity</u>		<u>Commodity</u>	
<u>Code</u>	<u>Description</u>	<u>Code</u>	<u>Description</u>	<u>Code</u>	<u>Description</u>
40603	Wheel Loaders	45001	Turf Utility Vehicles	73003	Temporary Personal Service
40604	Skid Steer Loaders	46000	Pumps	73004	Consulting, Computer Trail
40605	Fork Lifts (Rough Terrain	47100	Sand Blasting Equipment	73007	Building Commissioning
40606	Farm Tractors	49600	Boats	73011	Occupational Safety & Hea
40700	Power Plant Equipment	49606	Marine Supplies	73012	Consulting, Systems Integr
40710	Incinerators	49608	Life Preservers	73013	Environmental Consulting
40900	Snowremoval Equipment	50041	Engraving System	73014	Consultant, Energy
41100	Cranes, Pedestal Mounted	50042	Maps & Globes	73100	Printing Forms Etc.
41101	Rigging & Hauling	50050	Printing Equipment	75000	Svs.-Spec.(secur.Maint.PI
41101A	Buckets, Clam Shell Etc.	53333	Aluminum Grille Covers	75002	Sys/Periph,Hdwr - Ncr
41102	Trench Diggers	55511	Batteries, Automotive	75003	Sys/Periph, Hdwr - Bull H
41103	Hydraulic Excavators	55551	Salary Reimbursement	75005	Sys/Periph, Hdwr-Digital
41104	Trench Filling Machines	55555	Expansion Joints	75006	Sys/Periph, Hdwr-Hewlett
41105	Cranes, Pedestal Mounted	55666	Let Layup for Waste Heat	75008	Sys/Periph, Hdwr - IBM
41200	Drilling Equipment	60000	Telephone Systems	75011	Sys/Periph, Hdwr - Micro
41400	Air Compressors	60001	Telecommunications, Consu	75016	Sys/Periph, Hdwr - Sun
41600	Sweeper, Rotary	60002	Consultant - Audio Visual	75020	Sys/Periph, Hdwr - Xerox
42200	Snow Vehicles	60003	Cable & Fiber Optics	75031	Micro Computer Hdwr - Dell
42201	All-Terrain Vehicles	60004	Video Educational TV Syst	75300	Micro Computer Hdwr - Ast
42300	Trailers, Heavy Hauling	60005	Planetariums	75301	Micro Computer Hdwr - Comp
42301	Trailers, Home-Field Offi	60006	Electrical Substations	75302	Micro Computer Hdwr - Dell
42302	Modular Buildings - Trail	63636	Fuses	75303	Micro Computer Hdwr-Digit.
42800	Furnace, Heat Treating	65000	Law Enforcement Equip.	75304	Micro Computer Hdwr - Gate
42900	Brush & Wood Chippers	66666	Bus Duck Riser	75305	Micro Computer Hdwr-Hewlet
43000	Ice Resurfacing Machines	70000	Artwork	75306	Micro Computer Hdwr - IBM
43100	Hoists	71002	Carpet Installation	75307	Micro Computer Hdwr - Nec
43101	Hydraulic Jacks	71004	Elevator Maint. & Repairs	75308	Micro Computer Hdwr - Tosh
43200	Tools, Power	71006	Fire Extinguisher (Portab	75309	Micro Computer Hdwr - Zeni
43201	Tools, Machine	71007	HVAC Equip. Maint/Repair	75310	Micro Computer Hdwr - Hert
43202	Tools, Machine, Metal For	71008	Janitorial Services	75311	Micro Computer Hdwr - Cube
43203	Tools, Pneumatic	71009	Landscaping	75312	Micro Computer Hdwr - Css
43204	Tools - Electric Drills	71010	Pest Control Thru Integ.M	75313	Micro Computer Hdwr -Evere
43205	Jointers, Wood (Motorized	71011	Security Services	75314	Micro Computer Hdwr - Appl
43206	Lathes	71012	Snow Plowing/Removal	75315	Micro Computer Hdwr - Sire
43221	Paint Spraying Equipment	72001	Automobile/Truck Rental	75316	Micro Computer Hdwr - Aeer
43222	Paint Spraying Equipment	72002	Automobile/Truck Repair	75317	Micro Computer Hdwr-Packar
43223	Welding Equipment	73000	Office Supplies, Clients	75318	Micro Computer Hdwr-Misc H
43229	Saws, Chain (Gasoline)	73001	Consultant, Computer	75320	Micro Computer Hdwr-Bernou
44500	Post Hole Diggers	73002	Office Supplies, DASNY	75321	Micro Computer Hdwr-Texas



## Commodity Codes

## APPENDIX C

<u>Commodity</u>		<u>Commodity</u>		<u>Commodity</u>	
<u>Code</u>	<u>Commodity Description</u>	<u>Code</u>	<u>Commodity Description</u>	<u>Code</u>	<u>Commodity Description</u>
75323	Micro Computer Hdw-Bitwis	77003	Interactive Tele Voice Re	75322	Micro Computer Hdw-Upst W
75324	Micro Computer Hdw-Comput	77004	Electronic Tele Key&Stati	77777	Special Agencies
75325	Micro Computer Hdw- Sidu	77006	Video Teleconference	78013	Sys/Peri -Hdwr Maint-Xero
75326	Micro Computer Hdw- Data	77007	Cable & Fiber Optics	78018	Sys/Peri -Hdwr Maint- Nor
75327	Micro Computer Hdw- Unis	77008	Cellular Telephone Servic	78020	Sys/Peri -Hdwr Maint- Sun
75500	Printers, Hdw- Genicom	77009	Pbx (100-1000 Ports)	78100	Client Serv Maint - Nor
75501	Printers, Hdw- Epson	77010	Long Distance Carrier Ser	78101	Client Serv Maint - Data
75502	Printers, Hdw-Hewlett Pa	77011	Local Exchange Carrier (L	78102	Client Serv Maint -Digita
75503	Printers, Hdw- Nec	77012	Isdn Termination Equipmen	78103	Client Serv Maint -Hewlet
75506	Printers, Hdw- Parassoni	77013	Paging Equipment Rental	78104	Client Serv Maint - IBM
75507	Printers, Hdw- Qms	77015	Internet Access Services	78105	Client Serv Maint -Silico
75508	Printers, Hdw- Tektroni	77020	Data Communications - Mot	78106	Client Serv Maint - Sun
75509	Printers, Hdw- Canon	77022	Data Communications - Par	78107	Client Serv Maint - Tektr
75511	Printers, Hdw- Xerox	77023	Data Communications - Rac	78108	Client Serv Maint - Seque
75512	Printers, Hdw- Pennant	77024	Data Communications - Tel	78109	Client Serv Maint - Bull
75513	Printers, Hdw- Brother	77025	Data Communications -Newb	78110	Client Serv Maint - Unisy
75517	Printers, Hdw-Advan. Mat	77026	Data Communications - Lar	78250	Micro Computer - Ast
75518	Printers, Hdw- Data Pro	77050	Telemangement Software	78251	Micro Computer - NCR
75521	Printers, Hdw- Printron	77500	Network, Hdw&Softwr - Ba	78252	Micro Computer - Compaq
75522	Printers, Hdw- Texas In	77501	Network, Hdw&Softwr-Cabl	78253	Micro Computer - Data Gen
75700	Adaptive Aids for Disabil	77503	Cisco, Networking	78254	Micro Computer - Dell
76003	Software Sys - Oracle	77504	Network, Hdw&Softwr - Ma	78255	Micro Computer - Digital
76019	Software Sys - Financial	77505	Network, Hdw&Softwr - Pr	78256	Micro Computer - Gateway
76021	Software Sys - Helpdesk S	77506	Network, Hdw&Softwr-Bay N	78257	Micro Computer - Hertz
76030	Software Sys - Gloval Sof	77507	Network, Hdw&Softwr -3-C	78258	Micro Computer - Hewlett
76040	Consulting & Train, Softw	77508	Network, Hdw&Softwr - Xyp	78259	Micro Computer - IBM
76050	Software Sys - Miscellane	77509	Network, Hdw&Softwr-Netwk	78261	Micro Computer - Nec
76060	Network,Hdwr&Softwr - Veritas	77510	Network, Hdw&Softwr - Int	78262	Micro Computer - Toshiba
76301	Software, Micro - Borland	77511	Network, Hdw&Softwr-Ub Ne	78263	Micro Computer - Unisys
76303	Software, Micro - Map Inf	77513	Network, Hdw&Softwr -Lano	78264	Micro Computer - Zenith
76304	Software, Micro - Microso	77515	Network, Hdw&Softwr-Sid.	78265	Micro Computer - Apple/Ma
76306	Software, Micro - Symante	77517	Network, Hdw&Softwr-Comp	78280	Maint for Pc's & Peri/Brea
76309	Software, Micro - Filenet	77518	Network, Hdw&Softwr - Net	78400	Printer (Hdwr-Maini) Geni
76310	Software, Micro - Mcafee	77520	Network, Hdw&Softwr - Oli	78401	Printer (Hdwr-Maini) Epso
76311	Software, Micro - Autodes	77521	Network, Hdw&Softwr - Xyl	78402	Printer (Hdwr-Maini)Hewle
76313	Software, Micro - Discove	77522	Network, Hdw&Softwr -Wall	78403	Printer (Hdwr-Maini) Nec
76400	Software, Micro-Secur/Ant	77523	Network, Hdw&Softwr - For	78407	Printer (Hdwr-Maini) Qms
76401	Software, Micro-Secur/Fir	77524	Network, Hdw&Softwr-Secur	78408	Printer (Hdwr-Maini) Tekt
77001	Data Communications	77530	Network, Hdw&Softwr - Mis	78409	Printer (Hdwr-Maini) Cano

## Commodity Codes

## APPENDIX C

<u>Commodity</u>		<u>Commodity</u>		<u>Commodity</u>	
<u>Code</u>	<u>Description</u>	<u>Code</u>	<u>Description</u>	<u>Code</u>	<u>Description</u>
77002	Digital Centrex Equipment	79520	X-Terminals	78411	Printer (Hdwr-Main) Xero
78412	Printer (Hdwr-Main) IBM	79521	Electronics Switch	81080	Rating Agencies Commmerc P
78414	Printer (Hdwr-Main) Unis	79522	PC Sharing Devices/Tech -	81090	Claims Handling
78416	Printer (Hdwr-Main) Brot	79523	Optical Mark Readers	81100	Remarketing Fees
78550	Comm Equip/Maint/Repair	79524	Maint Tracking Stwr Tech-	81110	Mortgage Servicing
78551	Telecomm Equip Refurbish	79525	Time Mgmt/Acc Control Hdw	81120	Bond Insurance Fees
78552	Comm Equip/Maint-Racal-Da	79526	Project Mgmt Stwr/Tech-Mi	81130	Floor Ceiling Fees
79001	Energy Conserv./Management	79527	Edi Value Added Network/T	81140	Fees, Final Endorsement
79004	Moving/Trucking Services	79528	Hardware & Software - Mis	81150	Administrative Fees
79006	Travel Services	79529	Telecomm On-Site Train -	81160	SHELF Rebates
79007	Lodging	79530	Comp Point of Sale Equip-	81300	Background Check for Empl
79008	Bank Card Services	79531	Intel Char Recog Stfw Tec	82000	Pre-Design Phase Contract
79009	Transcriptions	79532	Forms Process Stfw Tech -	82010	Soil/Boring Testing
79010	Info Subscrip Svs&On-Line	79533	Edi Stfw Tech - Misc	82020	Environmental Studies
79011	Overnight Mail	79534	Tech Misc - Tr Consultin	82030	Surveying
79012	Mail Presort	79535	Tech Misc - Bus Records C	82040	Real Estate
79013	Waste Collection & Dispos	80000	Building Maintenance, DAS	82050	Programming Planners
79014	Contract Hearing Report&T	80010	Building Supplies, DASNY	82060	Appraiser
79015	Telecommunications Audit	80020	Office Supplies, DASNY	82070	Abstract Company
79016	Internet/Web Services	80030	Ergonomics, DASNY	82080	Land Survey Company
79018	Mail Presorting/Bar Codin	80040	Projection Systems/Equip	82090	Real Estate Acquisition
79020	Recycling (paper)	80060	Equip Ribbons/Printer DAS	82100	Lease Renovations
79021	Towing	80070	Equip Repairs, DASNY	83000	Design Phase Contracts
79022	Cost Recovery Services	80100	Artwork, Framing	83010	Architect
79027	Payroll Services	80101	Artwork, Installation	83020	Design/Build
79031	Record Ctr Storage & Retr	80102	Artwork, Fabrication	83030	Engineering
79034	Telephone Debit Card	80103	Artwork, Storage	83040	Interior Design
79501	Microfilming	80104	Artwork, Appraisal	83050	Landscape Design
79503	Security Sys Maint/Repair	80105	Artwork, Transportation	84000	Construction Contracts
79504	Power Supply (Uninterrupt	80106	Artwork, Honorarium	84001	Honorarium
79505	Educational Prod (Hdwr&St	80107	Artwork, Consultant	84010	Clerk-of-the-Works
79507	Scanning Products	81000	Finance Contracts	84020	Construction Management
79508	Tape Drives	81010	Audit/Accounting	84030	Controlled Inspections
79509	Imaging	81020	Investment Banking	84040	Estimator - Estimating
79512	Ticket Dispensing System	81030	Trustee Custody Fees	84050	Field Representative
79513	Plotters	81040	Lodging - Hotels & Motels	85000	Miscellaneous Contracts
79514	Digitizers	81050	Insurance Premiums & Fees	85010	Artists
79515	Memory (Technology) Misc	81060	Letter of Credit Fees	85020	Asbestos
79518	Software (Microcomp) - Mi	81070	Rating Agencies Bond Clos	85030	Custody & Safekeeping
79519	Disk Drives	92000	General Construction Cont	85035	Bridge/Street Franchises

## Commodity Codes

## APPENDIX C

<u>Commodity</u>		<u>Commodity</u>		<u>Commodity</u>	
<u>Code</u>	<u>Description</u>	<u>Code</u>	<u>Description</u>	<u>Code</u>	<u>Description</u>
85040	Data Processing	92010	Acoustical Ceilings	95010	Fire Suppression System
85050	Equipment Maintenance	92020	Carpentry	95020	Pools
85060	Garage Maintenance	92030	Concrete	95021	Pool Tiles/Repairs
85070	Management Consultant	92040	Decks, Metal	95030	Storage Tanks
85075	Consultant Services	92050	Drywall	95040	Utility Control Systems
85080	MBE Consultant	92060	Fabrications	95041	Automated Watering System
85090	Printing	92070	Flooring	95050	Elevators
85100	Security	92080	Glazing	95051	Elev. Car Position Indica
85110	Telecommunications	92090	Insulation	95060	Asbestos Abatement
85120	Photography	92100	Masonry	96000	Trailer Rental, DASNYP
85130	Training Consultant	92110	Ornamental Metal	96010	Office Equipment, DASNYP
85131	Seminars	92120	Painting	96020	Computer Equipment DASNYP
85132	Training Coordinator	92130	Partitions	96030	Heat Light & Power DASNYP
85135	Caterer	92140	Plaster	96040	Telephone, DASNYP Field
85140	Building & Office Rent	92150	Roofing	96050	Water, DASNYP Field
85150	Licensing & Fees - Govern	92160	Sealants & Caulking	96060	Postage/Messenger, DASNYP
85160	Garage Operations	92170	Sheetmetal	96070	Office Supplies, DASNYP FI
85170	Memberships	92180	Siding	96080	Progress Photos, DASNYP FI
85180	Building Operating Expens	92190	Signs	96090	Parking Expenses, DASNYP F
85190	Real Estate Tax Escalatio	92200	Wall Covering	96100	Misc. Expenses, DASNYP Fie
85200	Freight	92210	Waterproofing	97000	Telecommunications Expens
85210	Courier Service	92220	Windows	98000	Parking Rental
85220	Misc. Building Expenses	93000	Electrical Contracts	98010	Cable Television
85230	Site Safety Inspections	93010	Communications	98020	Gasoline Expense
86000	Legal Contracts	93020	Controls	98030	Express Mail
86010	Litigation Counsel	93030	Instrumentation	98040	Utilities
86020	Real Estate Counsel	93040	Lighting	98050	Postage
86030	Special Counsel	93041	Reflectors	99000	Accountant Fees, COIS
86040	Bond Counsel	93050	Power Distribution	99100	Advertising Fees, COIS
86050	UCC Filings	94000	Mechanical Contracts	99110	DASNYP Construction Fee, C
86060	Contract Claim Settlement	94010	Air Conditioning	99120	DASNYP Financing Fee
90000	Equip Replacemet Direct P	94020	Drainage	99130	DOH Con Fee, COIS
91000	Site Work Contracts	94030	Fire Protection	99140	FHA Counsel Fee, COIS
91010	Demolition	94040	Heating	99150	Financial Consultant, COI
91020	Excavation	94050	Plumbing	99160	Floor Ceiling Fees, COIS
91030	Piped Utilities	94060	Temperature Controls	99170	Institution Attorney, COI
91040	Landscaping	94070	Ventilating	99180	LOC Attorney Fees, COIS
91050	Paving	95000	Misc. Construction Contra	99190	LOC Fees, COIS
91060	Surfacing			99200	Miscellaneous 2%, COIS

## Commodity Codes

## APPENDIX C

<u>Commodity Code</u>	<u>Commodity Description</u>
99210	Mortgage Banking Fee, COI
99220	Municipal Bond, COIS
99230	Printing/Documents/Bonds, Surety Bond Fees, COIS
99240	Title Insurance, COIS
99250	Trustee Acceptance Cou, C
99260	Trustee Administrative, C
99270	Underwriter Discount, COI
99280	Verification Refunding, C
99290	Bond Issuance Fees, COIS
99300	

<u>Commodity Code</u>	<u>Commodity Description</u>
-----------------------	------------------------------

<u>Commodity Code</u>	<u>Commodity Description</u>
-----------------------	------------------------------

## Trade/Service Codes

## APPENDIX D

<u>Trade/Service Category Code</u>	<u>Category Code Description</u>	<u>Trade/Service Category Code</u>	<u>Category Code Description</u>	<u>Trade/Service Category Code</u>	<u>Category Code Description</u>
100	Finance Contracts	411	Telecommunications	621	Waterproofing
101	Auditing/Accounting	412	Training Consultant	622	Windows
102	Investment Banking	413	Photography	700	Electrical
103	Letter of Credit Banking	415	Training Coordinator	701	Communications
104	Trustee Banking	416	Building & Office Rent	702	Controls
105	Lodging-Hotels/Motels	417	Licensing & Fees-Gov't	703	Instrumentation
106	Insurance Premiums	450	Legal	704	Lighting
200	Pre-Design Phase Contracts	451	Litigation Counsel	705	Power Distribution
201	Soil/Boring Tests	452	Real Estate Counsel	800	Mechanical
202	Environmental Studies	453	Special Counsel	801	Air Conditioning
203	Surveying	454	Bond Counsel	802	Drainage
204	Real Estate	500	Site Work	803	Fire Protection
205	Programming/Planners	501	Demolition	804	Heating
250	Design Phase Contracts	502	Excavation	805	Plumbing
255	Architect	503	Piped Utilities	806	Temperature Controls
260	Design Build	504	Landscaping	807	Ventilating
265	Engineer	505	Paving	900	Misc. Construction
266	Energy Performance Contracting	506	Surfacing	901	Fire Suppression Systems
270	Interior Design	600	General Construction	902	Pools
275	Landscape	601	Acoustical	903	Storage Tanks
300	Construction Phase Contracts	602	Carpentry	904	Utility Control Systems
301	Clerk of the Works	603	Concrete	905	Elevators
302	Construction Management	604	Decks	906	Asbestos Abatement
303	Controlled Inspections	605	Drywall	907	Building Management System
304	Estimator	606	Fabrications		
305	Field Representative	607	Flooring		
306	General Conditions	608	Glazing		
307	Construction Manager at Risk	609	Insulation		
400	Misc. Professional Svcs	610	Masonry		
401	Artist	611	Ornamental Metal		
402	Asbestos Consultant	612	Painting		
403	Printing	613	Partitions		
404	MBE Consultant	614	Plaster		
405	Security	615	Roofing		
406	Data Processing	616	Sealants		
407	Management Consultant	617	Sheet Metal		
408	Custody and Safekeeping	618	Siding		
409	Equipment Maintenance	619	Signs		
410	Garage Maintenance	620	Wall Coverings		

## Trade/Service Codes

## APPENDIX D

<u>Trade/Service Category Code</u>	<u>Category Code Description</u>	<u>Trade/Service Category Code</u>	<u>Category Code Description</u>	<u>Trade/Service Category Code</u>	<u>Category Code Description</u>
AIR	Air Conditioners	DIR	Direct Pay Invoice	LCD	Video Electronic Equip
ALA	Fire/Smoke Alarm Systems	DOF	Dormitory Furniture	LEG	Legal Contracts
APP	Appliances	DRA	Draperies	LIG	Lighting Equipment, General
ART	Artwork	ELC	Electrical Contracts	LOC	Lockers & Shelving
ATH	Athletic Equipment	ELE	Electrical Supplies, General	LOO	looms, Weaving
AUD	Audio & Video Electronics	ENE	Energy Conserv/Management Sys	LUM	Lumber
AUT	Batteries, Automotive	ENG	Engineering Instruments	MAI	Maint. & Repairs
BAR	Barber Shop Equip	ERE	Equipment Repairs, DASNY	MAP	Maps & Globes
BAR	Bed	ERG	Ergonomics, DASNY	MAR	Marine Supplies
BLI	Blinds	ERI	Equip Ribbons/Printer DASNY	MAT	Mattress
BMA	Building Maintenance, DASNY	EXT	Fire Extinguishers	MCN	Misc. Construction Contracts
BOI	Boilers & Heating Equipment	FAB	Fabric, Upholstery	MCO	Miscellaneous Contracts
BOO	Books	FAN	Fans	MEC	Mechanical Contracts
BRU	Brush Cutters, Tractor-drawn	FAX	Facsimile	MED	Medical Supplies
BSU	Building Supplies, DASNY	FEN	Fencing	MIS	Miscellaneous
BUI	Building Materials, General	FIE	DASNY Field	MOW	Mowing Equipment
BUL	Bulletin Boards	FIL	Files	MUS	Musical Instruments
CAB	Cabinets	FIN	Finance Contracts	NET	Networking Hardware & Software
CAF	Catereria Line Equipment	FLA	Flags	OFF	Office Equipment
CAR	Carts	FLM	Film	OSU	Office Supplies, DASNY
CAS	Casework	FLO	Carpet Cleaning Equipment	PAR	Parking Gate Systems
CHA	Chairs	FLU	Fluid, Transmission	PER	Periodicals
CLO	Clocks	FOO	Food	PHO	Photographic Equipment
COI	Fees	FUE	Fuel, Heating	PLU	Plumbing Supplies, General
COM	Air Compressors	FUR	Furniture	POO	Pool Ladders & Railings
CON	Consultant Services	FRT	Freight	POW	Power Plant Equip
COO	Water Coolers	GAR	Garage Equipment, General	PRD	Pre-Design Phase Contracts
COP	Copiers	GEN	General Construction Contracts	PRE	Offset Presses
COS	Construction Contracts	HAN	Handicap	PRI	Printing Equipment
COV	Floor Covering	HDW	Systems/Peripherals-Hardware	PRO	Projection Systems/Equip DASNY
CUR	Cubical Curtains	HMR	Background Check	PUB	Publications
DEG	Design Phase Contracts	HOO	Coat Hooks	RAD	Radios, Portable, Hand-Held
DEN	Dental Equipment	HOS	Hospital Supplies	REC	Waste Receptacles
DES	Desks	ICE	Ice Makers	REF	Refrigerator
DET	Metal Detectors, Walk-Through	INS	Carpet Installation	RUG	Rugs and Carpets
REN	Parking Rental	IRO	Flatworm Ironed Pads & Covers	RSK	Ins.Prem. & Fees/Claims Handling
RIS	Risers, Band	LAB	Laboratory Equipment	SAF	Safes
RLP	Appraisals/Survey/Real Estate/Lease	LAD	Ladders	SCH	School
SAL	Salary	LAM	Lamps, Table & Floor	SCQ	Scientific Equipment

## Trade/Service Codes

## APPENDIX D

<u>Trade/Service Category Code</u>	<u>Category Code Description</u>	<u>Trade/Service Category Code</u>	<u>Category Code Description</u>	<u>Trade/Service Category Code</u>	<u>Category Code Description</u>
SEC	Security				
SEM	Seminars				
SEW	Sewing Machines				
SHA	Shades				
SHE	Shelving, Cafeteria & Refrig				
SIG	Signage				
SIT	Site Work Contracts				
SNO	Snowblowers				
SOF	Software Sys, Purchase & Maint				
SVS	Services				
TAB	Tables, Picnic				
TEC	Memory Technology				
TEL	Telephone Systems				
THE	Photo, Cine, & Theater Equip				
TIC	Ticket Dispensing Systems				
TOO	Tools				
TRA	Transformers				
TVS	Television Sets				
TYP	Typewriters				
UPS	Power Supply (Uninterruptable)				
VAC	Vacuums				
VEH	Automobiles				
VID	Tape Recorders, Video				
XRA	X-Ray Equipment				
XTA	X-Ray				

PROCUREMENT POLICY OF THE DORMITORY AUTHORITY  
OF THE STATE OF NEW YORK

1. Purpose

It is the policy of the Dormitory Authority of the State of New York (“DASNY”) to procure goods and services in a manner which ensures: (i) compliance with all provisions of law governing procurements by DASNY; (ii) the acquisition of quality goods and services at the lowest possible cost in a timely and efficient manner; (iii) the wise and prudent use of the resources of DASNY, its clients and the taxpayers of the State of New York; (iv) the promotion of the use of qualified Certified Minority and Women-Owned Enterprises in Procurement Contracts in accordance with law; and (v) guards against favoritism, extravagance, fraud and corruption.

2. Competitive Procurement Methods

(a) All procurements of goods and services shall be made by DASNY on a competitive basis except as otherwise provided in this Policy. The competitive methods used to make procurements shall include: (i) sealed competitive bids; (ii) requests for proposals; (iii) written quotations; (iv) verbal quotations; (v) purchases made pursuant to centralized contracts let by other public and private entities pursuant to a competitive process; or (vi) any other competitive method of procurement that is consistent with the purposes of this Policy.

(b) For every contract awarded pursuant to sealed competitive bids, DASNY shall maintain procedures designed to ensure that the contract is awarded to the lowest responsible bidder submitting a bid that meets the specifications. In determining responsibility, staff shall consider factors such as financial responsibility, reliability, skill, past performance by the contractor on DASNY projects, judgment and integrity. The written procedures shall further require, among other things, that: (i) to the extent required by law, there be separate specifications for major categories for work; (ii) all advertisements for sealed bids be published in the manner required by law and in such other publications as are appropriate to ensure reasonable competition; and (iii) the rationale for awarding the contract to other than the apparent low bidder be documented and retained in the procurement file.



(c) For every contract awarded pursuant to a request for proposal process, DASNY shall maintain procedures governing the solicitation, evaluation and selection of consultants and contractors designed to ensure that the contract is awarded to a responsible contractor evidencing proven experience with projects of the scope, magnitude and complexity of the type that are the subject of the contract and that the contractor has the ability to perform all work required in a professional and timely manner. The written procedures shall require, among other things, that: (i) there be a written request for proposals setting forth the criteria and standards upon which the award is to be based; (ii) the notice for request for proposals be published in the manner required by law and in such other publications as are appropriate to ensure reasonable competition; (iii) the rationale for awarding the contract be documented and retained in the procurement file; and (iv) any competitive negotiations with a proposer be in the best interests of the procurement and documented in the procurement file.

(d) DASNY shall not let a construction contract under which the contractor is to provide both design and construction services ("design/build contract") unless: (i) this method of procurement is permitted under applicable law; and (ii) DASNY and its client concur in writing prior to the commencement of the procurement process that the use of a design/build contract is in the best interests of the project and in support of that determination, identify the specific benefits, such as schedule, financial, or project feasibility, expected to be gained from a design/build method of procurement. All design/build contracts shall be awarded pursuant to a documented request for proposal process.

(e) DASNY shall, in addition to the procedures required above, maintain written procedures for any other method of competitive procurement to be used by DASNY. These procedures shall, among other things: (i) identify the category of procurement to which the procedure relates; (ii) ensure reasonable competition given the cost and type of procurement; and (iii) require written documentation of the rationale for awarding the procurement.

(f) DASNY shall implement and maintain a process for reviewing inquiries from unsuccessful bidders and proposers. Such process shall ensure that unsuccessful bidders and proposers are treated in a fair and equitable manner.

### 3. Non-Competitive Procurement Methods

(a) DASNY, subject to the provisions of paragraph b of this Section, shall not be required to use a competitive method of procurement in the following instances:

(i) Selection By Client. DASNY may enter into contracts with contractors selected by clients of DASNY in appropriate instances where the client has provided adequate written rationale justifying the selection.

(ii) Emergency Contract. In the case of an emergency arising out of an accident or other unforeseen occurrence or condition whereby circumstances affecting property or other interests of DASNY or life, health or safety require immediate action, the President or his or her designee may authorize the award of a contract on other than a competitive basis. For each such procurement, there shall be a written record setting forth the basis for concluding that there was an emergency and the methods used to identify the selected contractor.

(iii) Discretionary Purchases. The Authority may purchase commodities or services from small business concerns or Minority or Women-Owned Business Enterprises, or commodities or technology that are recycled or remanufactured, in an amount not exceeding two hundred thousand dollars without a formal competitive process.

(iv) Preferred Sources. Goods or materials may be obtained from any provider, such as the Department of Correctional Services Industries Program and qualified charitable agencies for the blind, which, by law, are exempt from competitive bidding or similar requirements.

(v) Single Source. The President or his or her designee may authorize the award of a contract on other than a competitive basis, even though two or more firms can supply the required service, good, or material, provided that DASNY determines that either: (a) one particular firm has unique knowledge or expertise with respect to the required service, good or material rendering the use of competitive procedures impractical; or (b) other material or substantial reasons exist for awarding the contract on other than a competitive basis. For each such procurement, there shall be a written record setting forth

the basis for concluding that a single source procurement was in the best interests of the project and the methods used to identify the selected contractor.

(vi) Sole Source. When there is only one source for a required service, good or material, the President or his or her designee may the authorize the award of a contract for that service, good or material on other than a competitive basis.

(vii) Miscellaneous Exempt Contracts. Other types of goods or services for which a competitive procurement process is impractical may be awarded on other than a competitive basis. Such exempt contacts may include: tuition and other expenses incurred for employee training; services provided by monopolies, utilities and hotels; transportation services; contracts for computer or telephone hardware, software or services where current DASNY license or use restrictions render competition impractical; and contracts for the completion of existing contracts that have been the subject of contractor default, termination or the exercise of owner's right to do work. Miscellaneous Exempt Contracts may be awarded without the approval of the President

(b) All procurements made pursuant to this Section 3 shall be done in accordance with law and in furtherance of the purposes enumerated in Section 1 of this Policy. In addition, even if procurements need not be made on a competitive basis under this Policy, it is still the policy of DASNY to seek competition to the maximum extent practicable under the circumstances.

#### 4. Procurement Guidelines.

In furtherance of this Policy and section 2879 of the Public Authorities Law, the Board of DASNY hereby adopts the attached Procurement Guidelines. The Members of DASNY shall annually review this Policy and the attached Guidelines, together with the procurement report required by section 2879.

June 26, 2013

**DASNY**

DORMITORY AUTHORITY STATE OF NEW YORK

WE FINANCE, BUILD AND DELIVER.

**DORMITORY AUTHORITY  
STATE OF NEW YORK**

**PROCUREMENT CONTRACT GUIDELINES**

AMENDED 6/27/01  
9/22/04  
9/27/06  
9/22/10  
6/22/11  
6/26/13

**DORMITORY AUTHORITY OF THE STATE NEW YORK  
PROCUREMENT CONTRACT GUIDELINES**

**Table of Contents**

<u>Section 1.</u>	<u>STATEMENT OF PURPOSE</u> .....	3
<u>Section 2.</u>	<u>DEFINITION OF TERMS</u> .....	3
<u>Section 3.</u>	<u>SOURCE SELECTION METHODS</u> .....	9
<u>Section 4.</u>	<u>PUBLICATION REQUIREMENTS FOR SOURCE SELECTION METHODS</u> .....	12
<u>Section 5.</u>	<u>REQUIREMENTS REGARDING THE SELECTION OF PROCUREMENT CONTRACTORS</u> .....	14
<u>Section 6.</u>	<u>STANDARD PROVISIONS FOR PROCUREMENT CONTRACTS</u> .....	22
<u>Section 7.</u>	<u>REPORT ON PROCUREMENT CONTRACTS</u> .....	24
<u>Section 8.</u>	<u>MISCELLANEOUS PROVISIONS</u> .....	25

## **Section 1. STATEMENT OF PURPOSE**

These Guidelines are adopted pursuant to the provisions of the Act (as defined below), Section 2879 of the Public Authorities Law, as amended, and the Procurement Policy of the Dormitory Authority of the State of New York (“DASNY”). These Guidelines are designed to ensure the wise and prudent use of the resources of DASNY, its Clients and taxpayers; to guard against favoritism, extravagance, fraud and corruption; and, to facilitate the efficient and timely acquisition of goods and services for DASNY and its Clients. To help ensure that the purposes of these Guidelines are met and that there is compliance with applicable law and procedures governing procurements by DASNY, each operating division within DASNY shall involve the Procurement Unit within the Division of Construction in all purchases of goods and services by DASNY.

## **Section 2. DEFINITION OF TERMS**

Definitions. The following terms shall, for purposes of these Guidelines, have the following meanings unless the context shall clearly indicate otherwise:

- (1) “Act” shall mean the Dormitory Authority Act.
- (2) “Alternative Project Delivery System” shall mean any project delivery system, including (but not limited to) Construction Manager at Risk and Design/ Build, pursuant to which one or more contracts for the provision of design or construction services are awarded pursuant to an open, objective and competitive method of procurement.
- (3) “Authority” shall mean the Dormitory Authority of the State New York.
- (4) “Client” shall mean those entities for which DASNY is authorized to perform work under the Act or by other statute.
- (5) “Goods” shall mean tangible goods, materials, supplies, products or other standard articles of commerce other than technology and printing. For purposes of these Procurement Guidelines, the term “goods” shall also include “commodities” as defined elsewhere in applicable law and/or DASNY policies and procedures.
- (6) “Construction Manager At Risk” shall mean a method of procurement whereby: (i) a construction manager serves as part of a team in conjunction with the owner in the design phase of the project; (ii) during the construction phase, acts as general contractor for agreed upon compensation as set forth in the construction manager at risk agreement; and (iii) assumes the risk of construction costs exceeding an amount specified in the Construction Manager at Risk agreement.
- (7) “Counsel” shall mean an attorney in the regular employment of DASNY.
- (8) “Competitive Basis” shall mean any of the Source Selection Methods enumerated in Paragraph B of Section 3 of these Guidelines.

- (9) “Completion Contract” shall mean contracts for the completion of existing contracts that have been the subject of contractor default, termination or the exercise of owner’s right to do work.
- (10) “Critical Contracts” shall mean Procurement Contracts which must be awarded within a specific time period because delay of award would have a serious adverse effect on DASNY that outweighs the benefits of advertising or reporting in the Contract Reporter as determined by the President or his or her designee.
- (11) “Design/Build” shall mean a Procurement Contract under which the contractor is to provide both design and construction services under a single contract but further requires that any professional services regulated by articles one hundred forty-five, one hundred forty-seven and one-hundred forty eight of the education law be performed by a professional licensed in accordance with such articles.
- (12) “Diversity Practices” shall mean the contractor’s practices and policies with respect to:
- a. utilizing certified Minority and Women-Owned Business Enterprises as subcontractors and suppliers on contracts awarded by DASNY to the contractor; and
  - b. entering into partnerships, joint ventures or other similar arrangements with certified Minority and Women-Owned Business Enterprises.
- (13) “Exempt Contracts” shall mean: (i) any written agreement for goods or services for which a procurement process is impractical, including but not limited to, tuition and other expenses incurred for employee training; services provided by monopolies, utilities and hotels; transportation services; contracts for computer or telephone hardware, software or services where current Authority license or use restrictions render competition impractical; and (ii) Completion Contracts-.
- (14) “Foreign Business Enterprise” shall mean a business enterprise, including a sole proprietorship, partnership or corporation, which offers for sale, lease or other form of exchange, goods sought by DASNY and which are substantially produced outside New York State, or services sought by DASNY and which are substantially performed outside New York State. For purposes of construction services, a Foreign Business Enterprise shall mean a business enterprise, including a sole proprietorship, partnership or corporation, which has its principal place of business outside New York State.

- (15) “Minority-Owned Business Enterprise” shall have the same meaning ascribed thereto by Article 15-A of the Executive Law and shall include any business enterprise, including a sole proprietorship, partnership or corporation that is:
- a. at least fifty-one percent owned by one or more of the following minority groups: Blacks, Hispanics, Asians, Pacific Islanders or Native Americans, or, in the case of a publicly-owned business, at least fifty-one percent of the common stock or other voting interests of which is owned by Blacks, Hispanics, Asians, Pacific Islanders or Native Americans;
  - b. an enterprise in which the minority ownership is real, substantial and continuing;
  - c. an enterprise in which the minority ownership has, and exercises, the Authority to control independently the day-to-day business decisions;
  - d. an enterprise authorized to do business in New York State, independently owned and operated, and not dominant in its field;
  - e. an enterprise owned by an individual or individuals, whose ownership, control and operation are relied upon for certification, with a personal net worth that does not exceed three million five hundred thousand dollars, as adjusted annually on the first of January for inflation according to the consumer price index of the previous year; and
  - f. an enterprise that is a Small Business.
- (16) “New York State Business Enterprise” shall mean a business enterprise, including a sole proprietorship, partnership, or corporation, which offers for sale or lease or other form of exchange, goods which are sought by DASNY and which are substantially manufactured, produced or assembled in New York State, or services which are sought by DASNY and which are substantially performed within New York State. For purposes of construction services, a New York State Business Enterprise shall mean a business enterprise, including a sole proprietorship, partnership or corporation that has its principal place of business in New York State.
- (17) “New York Resident” shall mean a natural person who maintains a fixed, permanent and principal home located within New York State and to which such person, whenever temporarily located, always intends to return.
- (18) “Officer” shall mean any person so defined in the By-Laws of DASNY.
- (19) “Procurement Contract” shall mean any written agreement to which DASNY is a party for the acquisition of goods or services of any kind in the actual or estimated amount of five thousand dollars (\$5,000) or more.



- (20) “Procurement Contractor” shall mean any contractor, consultant or vendor who enters into a Procurement Contract with DASNY.
- (21) “Procurement Contracts for Goods” shall mean any written agreement entered into by DASNY primarily for the acquisition of goods in the actual or estimated amount of five thousand dollars (\$5,000) or more unless the goods are procured as part of a Procurement Contract for Non-Professional Services.
- (22) “Procurement Contracts for Non-Professional Services” shall mean any written agreement entered into by DASNY for the acquisition of services (other than Professional Services) and related goods, including construction contracts and Alternative Project Delivery System contracts, in the actual or estimated amount of five thousand dollars (\$5,000) or more.
- (23) “Procurement Contract for Professional Services” shall mean any written agreement for services involving the exercise of discretion, knowledge or expertise that are performed for fee, commission or other compensation by persons or organizations not providing such services in their capacities as officers or employees of DASNY or of any state agency or public corporation in the actual or estimated amount of five thousand dollars (\$5,000) or more. Professional Services include, but are not limited to, management consulting, investment banking, financial services, insurance, planning, training, statistical, research, public relations, architectural, engineering, surveying or any other services of a consulting, technical or professional nature. Professional Services shall not include any contract for the retention of outside counsel or independent auditors, which are procured separately and shall remain subject to independent approval of the DASNY Board of Directors in accordance with the DASNY By-Laws. Professional Services that may be required by DASNY include without limitation:
- a. Intentionally deleted.
  - b. Appraisal - independent appraisals of properties or art work.
  - c. Art Work - provide selected art objects for display to enhance the aesthetic appearance of Authority projects.
  - d. Construction and Design Consulting.
    - i. Architectural - professional architectural services related to the design and construction of Authority and Client-owned facilities.
    - ii. Construction Management - management services on certain designated Authority projects including on-site inspections and overall coordination of all prime construction contracts.
    - iii. Controlled Inspection - professional engineering services to assure

conformance to certain requirements of New York State and City Building Code.

- iv. Engineering - professional engineering services related to the design and construction of Authority and Client-owned facilities.
- v. Scheduling - construction Critical Path Method (CPM) scheduling services or other scheduling services as may be required.
- vi. Surveying - surveys of Authority and Client-owned, or to be acquired, properties to establish boundaries, utility locations, etc.
- vii. Test Boring - test borings services for the purpose of analyzing sub-surface soil conditions on Authority construction sites.
- viii. Testing - technical testing services on various construction projects to assure adherence to quality of materials and design intent.
- e. Credit Facility - municipal bond insurance, letters of credit, surety bonds or other contracts that secure the repayment of obligations issued by DASNY, constitute part of a debt service reserve fund or provide liquidity for obligations rendered for purchase or redemption.
- f. Custody and Safekeeping Services - custody and safekeeping services to secure Authority investments and receive and evaluate underlying collateral.
- g. Data Processing Services - including report generating and printing services for DASNY which are not programmed to be run on site, programming services as may be required and systems maintenance and support.
- h. Equipment Maintenance - maintenance for the routine service and repair of office, data processing or other equipment.
- i. Financial Advice - independent advice with regard to Authority investments and the structure of Authority debt instruments.
- j. Legal - bond and other outside counsel retained by DASNY.
- k. Investment Banking - purchase of Authority bonds, including assistance in the preparation, marketing, distribution and sale of Authority debt issues.
- l. Management Consulting - analysis and recommendations concerning DASNY's structure and operation, including but not limited to, data processing and telecommunications services and training.
- m. Minority Business Enterprise Consultants - technical assistance services to Minority Owned Business Enterprises to facilitate their participation in

DASNY's construction program

- n. Mortgage Servicing - services involving the collection of monthly mortgage payments on insured mortgages, maintaining escrow accounts, transmittal of mortgage insurance premiums to the insurer, submission of advances for insurance, filing of notices, and in the event of default, processing claims for benefits to the insurer.
  - o. Trustee Banking Services - banking services to monitor the timely receipt of debt service payments, compliance with reserve requirements, retirement of debt, collateral evaluations, and other services as required by the various bond resolutions.
  - p. Training - supervisory and special skills training to Authority employees.
  - q. Typographical/Printing – financial printing services based upon specifications and detail developed by DASNY; technical printing services relative to the reproduction of construction documents for the purpose of securing completion; graphic, layout, and printing services in connection with production of DASNY's annual report and any special reports that may be required.
  - r. Such other Professional Services DASNY determines to be necessary pursuant to paragraph A of Section 5 hereunder.
- (24) "Procurement Policy" shall mean the Procurement Policy of DASNY that was developed by the Board of DASNY pursuant to which these Guidelines were adopted.
- (25) "Procurement Record" shall mean: (i) the documentation of the deliberative process by which a Procurement Contractor is selected and the approach taken in the procurement process; and (ii) the documentation pertaining to each contract amendment to any Procurement Contract.
- (26) "Re-bid Contracts" means contract opportunities being re-bid or re-solicited within forty-five business days after bids or proposals were originally due pursuant to publication in the Contract Reporter.
- (27) "Small Business" shall have the same meaning ascribed thereto by Article 15-A of the Executive Law and shall include a business which has a significant business presence in the State of New York, is independently owned and operated, not dominant in its field and employs, based on its industry, a certain number of persons as determined by the Director of the Division of Minority and Women's Business Development, but not to exceed three hundred, taking into consideration factors which include, but are not limited to, Federal small business administration standards pursuant to 13 CFR part 121 and any amendments thereto.
- (28) "Source Selection Method" shall mean any method of procurement set forth in

Paragraphs B and C of Section 3 of these Guidelines.

- (29) “The 2010 Disparity Study” shall refer to the disparity study conducted by the Director of the Division of Minority and Women-Owned Business Development regarding the participation of Minority and Women-Owned Business Enterprises in the state contracting marketplace.
- (30) “Women-Owned Business Enterprise” shall have the same meaning ascribed thereto by Article 15-A of the Executive Law and shall include any business enterprise, including a sole proprietorship, partnership or corporation that is:
- a. at least fifty-one percent owned by one or more United States citizens or permanent resident aliens who are women, or, in the case of a publicly-owned business, at least fifty-one percent of the common stock or other voting interests of which is owned by United States citizens or permanent resident aliens who are women;
  - b. an enterprise in which the women ownership is real, substantial and continuing;
  - c. an enterprise in which the women ownership has, and exercises, the authority to control independently day-to-day business decisions;
  - d. an enterprise authorized to do business in New York State, independently owned and operated, and not dominant in its field;
  - e. an enterprise owned by an individual or individuals, whose ownership, control and operation are relied upon for certification, with a personal net worth that does not exceed three million five hundred thousand dollars, as adjusted annually on the first of January for inflation according to the consumer price index of the previous year; and
  - f. an enterprise that is a Small Business.

### **Section 3. SOURCE SELECTION METHODS**

- A.
1. All Procurement Contracts shall be awarded using a Competitive Basis unless these Guidelines, the Procurement Policy and any applicable provisions of law permit the use of another Source Selection Method. Such contracts shall be awarded: (i) in accordance with the Act, other applicable provisions of law, the Procurement Policy, these Guidelines and other applicable DASNY procedures, including without limitation any procedure relating to the solicitation of quotes from qualified vendors; (ii) on terms most favorable to DASNY and its Clients; and (iii) be supported by a written Procurement Record.
  2. Prior to using any other Source Selection Method, DASNY must, in accordance with the requirements of section 162 of the State Finance Law

insofar as it applies to public authorities, first ascertain whether the goods or services are required to be obtained from a Preferred Source as provided in Section 3.C.6 of these Guidelines.

**B. SOURCE SELECTION METHODS (COMPETITIVE BASIS):** Subject to the requirements of these Guidelines, Procurement Contractors may be selected using one of the following competitive Source Selection Methods:

1. Centralized Contracts. Services, goods or materials may be obtained through contracts or other arrangements of the State of New York (e.g., New York State Office of General Services) or the United States General Services Administration or contracts or other arrangements of any health care, educational institution or local governmental Clients provided that the procurement complies with applicable procurement laws, regulations and guidelines for the use of such contracts.
2. Comparative Pricing. Solicitation of qualified potential contractors and analysis of the cost of each good, material or service required.
3. Competitive Bid. Solicitation of price bids by advertising for specified services (other than Professional Services), goods, materials, to be awarded to the lowest responsible bidder after the submission of a responsive bid.
4. Competitive Negotiations. Solicitation of qualified potential contractors who have submitted materials for a Procurement Contract not subject to Competitive Bid, which permits further negotiation of their proposals, including prices for contract award, on the basis of a formal evaluation of the characteristics, quality and cost of such proposals.
5. Mental Hygiene Projects Under \$40,000. DASNY may award Procurement Contracts valued below forty thousand dollars (\$40,000) utilizing Comparative Pricing for authorized Mental Hygiene projects.
6. Job Order Contracts. DASNY may award Procurement Contracts or work orders to Procurement Contractors who have been selected, pursuant to a Competitive Basis, to participate in the Job Order Contract program. A Job Order Contract consultant shall be selected to develop contract documents necessary to procure Job Order Contractors, and to implement execution procedures and training.
7. Requests for Proposals. Solicitation of specific proposals to determine the proposer's understanding of identified financial, organizational, logistical and technical requirements and/or problems and detailing elements of performance including techniques and procedures as well as prices. Award of a Procurement Contract using this method is made on the basis of a formal evaluation of the qualifications of the proposers and the

characteristics, quality and cost of such proposals.

8. Requests for Qualifications. A solicitation used in connection with any Procurement Contract to be awarded on a Competitive Basis for which DASNY is authorized by law to establish a pre-qualified list of Procurement Contractors in order to retain a qualified pool of Procurement Contractors.
9. Term Contracts. Procurement Contracts entered into by DASNY on a Competitive Basis for a specific period of time for either (i) Professional Services or (ii) other than Professional Services.

**C. SOURCE SELECTION METHODS (NON-COMPETITIVE BASIS):**

Subject to the requirements of these Guidelines, Procurement Contractors may be selected using one of the following non-competitive Source Selection Methods:

1. Assignment. DASNY may acquire contracts through assignment from Clients or their legal subsidiaries. The assignor shall certify that such contracts were awarded pursuant to applicable procurement laws, regulations and guidelines and, if required, that a competitive process was employed.
2. Completion Contract. DASNY may enter into contracts for the completion of existing contracts that have been the subject of contractor default, termination or the exercise of owner's right to do work. Except as otherwise required by any law or regulation, DASNY shall seek competition to the extent required by procedures adopted by DASNY.
3. Designation. DASNY may enter into Procurement Contracts with Procurement Contractors that are designated by Clients or their legal subsidiaries, provided that such designation is not inconsistent with any legal requirement applicable to DASNY. The designator, in the case of public clients, shall certify that such Procurement Contractors were selected pursuant to applicable procurement laws, regulations and guidelines and, if required, that a competitive process was employed.
4. Emergency Contract. In the case of an emergency arising out of an accident or other unforeseen occurrence or condition whereby circumstances affecting property or other interests of DASNY or life, health or safety require immediate action, the President or an Officer designee may award a Procurement Contract without the use of a Competitive Basis. A record setting forth the circumstances under which such contract was let shall be maintained with the contract.
5. Certain Discretionary Purchases: Public Authorities Law §2879[3][b][i] authorizes the Board of Directors to define the circumstances under which DASNY may facilitate (a) the purchase of goods or services from Small

Businesses or certified Minority or Women-Owned Business Enterprises, and (b) goods or technology that are recycled or remanufactured, in an amount not exceeding two hundred thousand dollars without a formal competitive process. In accordance with this authority, DASNY shall establish a Discretionary Purchase Procedure setting forth the parameters under which procurements for such goods or services may be made. Such procedure shall at a minimum contain provisions relating to: the development and maintenance of a list of qualified Small Business and certified Minority of Women-Owned Business Enterprises; the provision of notice and compliance with State publication requirements; and the duty to maintain a written Procurement Record in accordance with these Guidelines. Such Discretionary Purchases shall not exceed two hundred thousand dollars and shall comply with applicable law (including section 162 of the State Finance Law insofar as it applies to public authorities).

6. Preferred Sources. Goods or services may be available from any provider who has been afforded Preferred Source status in accordance with section 162 of the State Finance Law, including the Department of Correctional Services Industries Program and qualified charitable agencies for the blind. If a Preferred Source has goods or services available in the form, function and utility consistent with the needs of DASNY, such goods or services shall be procured in accordance with the requirements of State Finance Law section 162. If a good or service is not available in form, function and utility consistent with the needs of DASNY from a Preferred Source, DASNY may then exercise its authority to utilize any of the Source Selection Methods set forth in these Guidelines.
7. Single Source. When DASNY determines, and the President approves in writing, that a Procurement Contract may be awarded on other than a Competitive Basis because, even though two or more firms can supply the required goods or services, one particular firm has unique knowledge or expertise with respect to the required goods or services rendering the use of a Competitive Basis method of selection impractical or other material or substantial reasons exist for awarding the Procurement Contract on other than a Competitive Basis.
8. Sole Source. When DASNY determines, and the President approves in writing, that there is only one source for required goods or services, a Procurement Contract for that good or service may be awarded on other than a Competitive Basis. In addition, Exempt Contracts, other than Completion Contracts, may also be procured on a Sole Source basis without the approval of the President.

#### **Section 4. PUBLICATION REQUIREMENTS FOR SOURCE SELECTION METHODS**

The following publication requirements shall apply to Procurement Contracts:

- A. Methods of obtaining Bids and Proposals. The solicitation of bids, proposals or submissions of qualification data or offers for Procurement Contracts shall be made by DASNY in a manner determined by DASNY to be the most cost effective method of providing reasonable competition. For Procurement Contracts that must be awarded on a Competitive Basis, the requirements may include advertisement in appropriate newspapers or trade journals and may also include direct mailings to firms considered qualified and such other outreach mechanisms as are consistent with the policy of these Guidelines, including the Minority and Women-Owned Business Enterprise provisions herein.
- B. Procurement Opportunities Newsletter – Contracts Under \$50,000. In the case of Procurement Contracts having a value greater than five thousand dollars (\$5,000) but less than fifty thousand dollars (\$50,000), DASNY will provide a quarterly listing of such Procurement Contracts for publication in the Procurement Opportunities Newsletter (“Contract Reporter”) published by the New York State Department of Economic Development to the extent permitted or required by law.
- C. Procurement Opportunities Newsletter – Contracts \$50,000 or More. In the case of Procurement Contracts in the actual or estimated amount of fifty thousand dollars (\$50,000) or more, the Authority will place a notice of all such opportunities in the Contract Reporter.
- D. Publication on Authority’s Website - All competitive Procurement Contracts should be made available on DASNY’s website concurrent with or after publication in the NYS Contract Reporter.
- E. Exemptions from Publication Requirement - The requirements in Paragraphs B, C and D above relative to publications in the Contract Reporter and on DASNY’s website shall not apply to Procurement Contracts awarded pursuant to the following method
1. Assignment;
  2. Centralized Contracts;
  3. Critical Contracts;
  4. Designation;
  5. Emergency Contracts;
  6. Exempt Contracts;
  7. Preferred Sources;
  8. Re-bid Contracts;
  9. Single Source; or,
  10. Sole Source.
- F. Post-Award Publication Requirements- Whenever a Procurement Contract is let or awarded as a Critical Contract, Emergency Contract, Single Source or Sole Source and a notice has not been published in the Contract Reporter prior to the award or letting of the contract as permitted by Paragraph E above, DASNY shall,



after the award or letting of the Procurement Contract, publish a notice of such award or letting stating the basis for not publishing advance notice of the procurement.

**Section 5. REQUIREMENTS REGARDING THE SELECTION OF CERTAIN PROCUREMENT CONTRACTORS**

- A. Procurement Contracts for Professional Services. DASNY shall award Procurement Contracts for Professional Services on a Competitive Basis unless the Procurement Contract is an Exempt Contract or is awarded using any of the non-competitive Source Selection Methods. Before entering into a Procurement Contract for Professional Services, DASNY should consider whether the contemplated services are best provided by Authority staff or external consultants. Capacity, expertise and cost shall be considered in making the determination. In addition, DASNY shall assure that the award of such contract is made to a Procurement Contractor evidencing proven experience with projects of the scope, magnitude and complexity that are the subject of the contract and that such contractor has the ability to perform all work required in a professional and timely manner. DASNY shall also consider factors such as financial responsibility, reliability, skill, past performance on Authority projects, judgment and integrity. As part of the competitive process, DASNY shall:
1. solicit proposals from several firms known to be qualified in the area of the service to be provided;
  2. evaluate those proposals received on the basis of the proposers' qualifications and other appropriate factors recited in the Request for Proposals. Contract price and fee may be the subject of Competitive Negotiation;
  3. establish a Procurement Record;
  4. in the procurement of architectural, engineering, construction management and surveying services with respect to Authority projects, DASNY may request such professional firms to submit statements of their qualifications (RFQ's) and performance data and rank each professional firm submitting such statements and performance data on the basis of its demonstrated competence and qualifications for the type of professional services rendered. DASNY may utilize Competitive Negotiations for architectural, engineering construction management and surveying services with the highest qualified professional firm at a fee determined by DASNY to be fair and reasonable;
  5. DASNY shall not refuse to negotiate with an architecture, engineering or surveying firm solely because the ratio of the "allowable indirect costs" to direct labor costs of such professional firm or the hourly labor rate in any labor category of such professional firm exceeds a limitation generally set

by DASNY in the determination of the reasonableness of the estimated cost of services to be rendered by such professional firm, but rather DASNY should also consider the reasonableness of cost based on the total estimated cost of the service of such professional firm which should include, among other things, all the direct labor costs of such professional firm for such services plus all “allowable indirect costs,” other direct costs, and negotiated profit of such professional firm. “Allowable indirect costs” of such a professional firm are defined as those costs generally associated with overhead which cannot be specifically identified with a single project or contract and are considered reasonable and allowable under specific State contract or allowable limits;

6. maintain written procedures to be used in connection with Requests for Proposals and Competitive Negotiations that are consistent with these Guidelines and that contain provisions relating to the solicitation, evaluation and selection of service contractors to which Procurement Contracts for Professional Services are to be awarded. These procedures shall also provide for, among other things, the promotion of Minority and Women-Owned Business Enterprises, New York State Business Enterprises, New York State Residents and Small Businesses and an assessment of the Diversity Practices of Procurement Contractors in accordance with the provisions of Article 15-A of the Executive Law and any regulations promulgated thereunder; and
7. request contractors to submit completed New York State Vendor Responsibility Questionnaires which shall be processed according to the procedures adopted by the Council of Contracting Agencies pursuant to Executive Order No. 125 in accordance with the procedures adopted by DASNY pursuant to these Guidelines. In addition, DASNY may request additional information from contractors deemed necessary to assist in making determinations to award Procurement Contracts.

B. Procurement Contracts for Non- Professional Services- Construction. The award of construction contracts by DASNY is authorized by legislation that may or may not require contracts to be awarded pursuant to Competitive Bids and the drawing of separate specifications for the major categories of work, i.e., plumbing, electrical and heating, ventilating, and air conditioning work. In those program areas where Competitive Bids are not required by statute, DASNY shall select its construction contractors using a Competitive Basis (including Competitive Bids) unless the Procurement Contract is an Exempt Contract or is made using any of the following Source Selection Methods: Assignment, Designation, Emergency Contract, Single Source or Sole Source. In addition, all Authority-held construction contracts must require compliance by contractors and subcontractors with the provisions of the Labor Law requiring the payment of prevailing wage rates.

Any method of procurement employed for any construction contract shall assure

that the work is done by qualified and experienced contractors at the lowest price to DASNY. If a contract is awarded on a Competitive Basis, DASNY shall assure that the award of such contract is made to a contractor evidencing proven experience with projects of the scope, magnitude and complexity of the facilities that are the subject of the contract and that such contractor has the ability to perform all work required in a professional and timely manner. In addition, DASNY shall consider factors such as financial and other responsibility, reliability, skill, past performance on Authority projects, judgment and integrity. Determinations of the responsibility of bidders shall be made consistent with the guidelines established by Executive Order No. 170.1.

For construction contracts of ten thousand dollars (\$10,000) or more, Procurement Contractors shall submit completed New York State Vendor Responsibility Questionnaires which shall be processed according to the procedures adopted by the Council of Contracting Agencies pursuant to Executive Order No. 125. In addition, DASNY may request additional information from Procurement Contractors deemed necessary to assist in making determinations to award Procurement Contracts.

DASNY shall maintain written procedures consistent with these Guidelines concerning the solicitation, evaluation and selection of Procurement Contractors to which Procurement Contracts for construction services are to be awarded. These procedures shall also provide for, among other things, the promotion of Minority and Women-Owned Business Enterprise, New York State Business Enterprises, New York State Residents and Small Businesses and an assessment of the Diversity Practices of Procurement Contractors in accordance with the provisions of Article 15-A of the Executive Law and any regulations promulgated thereunder.

All Alternative Project Delivery System contracts shall be awarded pursuant to a Request for Proposals Source Selection Method. Alternative Project Delivery System contracts shall not be utilized unless: (i) this method of procurement is permitted under applicable law; and (ii) DASNY and its client concur in writing prior to the commencement of the procurement process that the use of an Alternative Project Delivery System contract is in the best interests of the project and in support of that determination, identify the specific benefits, such as schedule, financial, or project feasibility, expected to be gained from an Alternative Project Delivery System method of procurement.

C. Procurement Contracts for Goods and Other Non-Professional Services. DASNY shall award Procurement Contracts for goods (including but not limited to, materials, fixtures, furnishings and equipment) and services (other than Professional Services and construction services) in the following manner:

1. Consult with the Client to establish a realistic furnishings and equipment budget based upon that Client's program.

2. Prepare, when required, Competitive Bid documents and comply with advertisement requirements or, if Competitive Bidding is not required by statute, utilize a Competitive Basis (including Competitive Bids) unless the Procurement Contract is an Exempt Contract or is made using one of the following Source Selection Methods: Assignment, Centralized Contracts, Designation, Emergency Contract, Preferred Source, Discretionary Purchases, Single Source or Sole Source.
  3. Evaluate Competitive Bids received or analyze Comparative Pricing costs and make recommendations to the client.
  4. Prepare contracts and/or purchase orders.
  5. Monitor vendors for quality control and timely deliveries.
  6. Assist the Client in the receipt and placing of furnishings and equipment.
  7. Verify the quantities received and the quality of the products in light of the specifications, and monitor the vendor invoices for timely payments.
  8. DASNY shall maintain written procedures that are consistent with these Guidelines concerning the solicitation, evaluation and selection of vendors and suppliers to which Procurement Contracts for goods and materials shall be awarded. These procedures shall provide for, among other things, the promotion of Minority and Women-Owned Business Enterprises, New York State Business Enterprises, New York State Residents and Small Businesses and an assessment of the Diversity Practices of Procurement Contractors in accordance with the requirements of Article 15-A of the Executive Law and any regulations promulgated thereunder.
- D. Review of Unsuccessful Bids (Debriefing Requirements). In the event that an unsuccessful bidder or proposer requests DASNY to review the award of a Procurement Contract to a bidder or proposer other than itself, DASNY shall afford the unsuccessful bidder or proposer the opportunity to review its bid or proposal with DASNY. In addition, DASNY shall provide the reasons to the unsuccessful bidder or proposer for not receiving the award of the Procurement Contract. DASNY shall ensure that in the process of reviewing the bid or proposal of an unsuccessful bidder or proposer that such bidder or proposer is treated in a fair and equitable manner.
- E. Promotion of Minority and Women-Owned Business Enterprises. It is the goal of DASNY to (a) promote and assist participation by Certified Minority and Women-Owned Business Enterprises in competition for Procurement Contracts and to (b) award a fair share of Procurement Contracts to Certified Minority and Women-Owned Business Enterprises. It is also DASNY's goal to award contracts to those contractors who have evidenced compliance with the laws of the State of New York prohibiting discrimination in employment. DASNY recognizes that

this goal may be achieved by awarding Procurement Contracts to those firms who have demonstrated that they do not discriminate in employment. Furthermore, if the performance of any contract permits or requires the use of a subcontractor, said contract shall require the contractor to act affirmatively to secure participation by Certified Minority and Women-Owned Business Enterprises in such subcontract and to report the nature and extent of such efforts to DASNY. All Procurement Contracts, where required, shall be in compliance with Article 15-A of the Executive Law.

1. In furtherance of the above, and to promote the use of Certified Minority and Women-Owned Enterprises in Procurement Contracts, DASNY shall:
  - i. establish appropriate goals for participation of Minority and Women-Owned Business Enterprises in Procurement Contracts and for the utilization of Minority and Women-Owned Business Enterprises as subcontractors and suppliers by entities having Procurement Contracts with DASNY in accordance with Article 15-A of the Executive Law and any regulations promulgated thereunder.
  - ii. solicit offers from Minority and Women-Owned Business Enterprises known to have experience in the area of the goods or service to be provided, regardless of the type of contract.
  - iii. provide notice of any procurement to appropriate professional organizations that serve Minority and Women-Owned Business Enterprises so that members of these organizations are apprised of potential opportunities to contract with DASNY.
  - iv. maintain a database of Minority and Women-owned Business Enterprises that have expressed interest in doing business with DASNY and ensure that such entities receive direct notice of any impending procurements.
  - v. consult any list maintained by any State agency or department known to DASNY, including the Department of Economic Development, which identifies Minority and Women-Owned Business Enterprises by area of expertise and shall contact appropriate Certified Minority and Women-Owned Business Enterprises listed therein to solicit their offers.
  - vi. designate appropriate staff to oversee DASNY's programs established to promote and assist: (i) participation by certified Minority or Women-owned Business Enterprises in DASNY's procurement opportunities and facilitation of the award of procurement contracts to such enterprises; (ii) the utilization of certified Minority and Women-Owned Business Enterprises as subcontractors and suppliers by entities having procurement contracts with DASNY; and (iii) the utilization of

partnerships, joint ventures or other similar arrangements between certified Minority and Women-Owned Business Enterprises and other entities having procurement contracts with DASNY. Such staff shall be familiar with the procurement of the types of construction, financial, legal or professional services utilized by DASNY, report directly to DASNY's President and either directly or through their designees participate in the procurement process.

- vii. Establish requirements to conduct procurements in a manner that will enable DASNY to achieve the maximum feasible portion of the goals established pursuant to subparagraph (i) of this subsection and that eliminates barriers to participation by Minority and Women-Owned Business Enterprises on Procurement Contracts. Such procedures shall, in accordance with the requirements of section 2879 of the Public Authorities Law, include, without limitation:
  - a. a requirement that each contract solicitation document accompanying each solicitation provide the expected degree of Minority and Women-Owned Business Enterprise participation;
  - b. provisions relating to joint ventures, under which a bidder may count toward meeting its Minority Business Enterprise Participation goal, the Minority and Women-Owned Business Enterprise portion of the joint venture;
  - c. provisions under which DASNY may waive obligations of the contractor relating to Minority and Women-Owned Business Enterprise participation after a showing of good faith efforts to comply with the requirements of these Guidelines and all applicable laws pursuant to the waiver provisions contained in Article 15-A of the Executive Law; and
  - d. verification that Minority and Women-Owned Business Enterprises listed in a successful bid are participating to the extent listed on the project for which the bid was submitted

2. In implementing the provisions of this Section E, DASNY shall:
  - a. Consider, where practicable, the severability of construction projects and other bundled contracts;
  - b. Implement a program that will enable it to evaluate each contract to determine the appropriateness of the established goal;
  - c. Consider compliance with the requirements of any federal law concerning opportunities for Minority and Women-Owned Business Enterprises which effectuates the purpose of this section; and

- d. Consult the most recent disparity study pursuant to Article 15-A of the Executive Law.

F. Promotion of New York State Business Enterprises and New York State Residents. It is the goal of DASNY to promote the participation of New York State Business Enterprises and New York State Residents in Procurement Contracts. Accordingly, the following procedures shall apply:

1. DASNY shall collect and consult the specifications of New York State Business Enterprises in developing specifications for any Procurement Contract for the purchase of goods where possible, practicable, feasible and consistent with open bidding. DASNY shall, where feasible, make use of the stock item specification forms prepared by the New York State Commissioner of General Services, and where necessary, consult with said Commissioner in developing such specifications and making such determinations.
2. DASNY shall, with the cooperation of the Department of Economic Development and through cooperative efforts with contractors, provide for the notification of New York State Business Enterprises of opportunities to participate as subcontractors and suppliers on Procurement Contracts let by DASNY in an amount estimated to be equal to or greater than one million dollars and promulgating procedures which will assure compliance by contractors with such notification as a condition of awarding bids. Such contractors shall, as supplementary materials to their bids, document their efforts to encourage the participation of New York State Business Enterprises as suppliers and subcontractors on Procurement Contracts equal to or greater than one million dollars; attest to compliance with the federal Equal Employment Opportunity Act of 1972 (P.L. 92-261) as amended; and document their efforts to provide notification to New York State Residents of employment opportunities through listing any such positions with the community service division of the New York State Department of Labor or providing for such notification in such manner as is consistent with existing collective bargaining contracts or agreements.
3. DASNY shall include in all bid documents provided to potential bidders a statement that information concerning the availability of New York State subcontractors and suppliers is available from the New York State Department of Economic Development; a statement notifying potential bidders located in foreign countries that DASNY may assign or otherwise transfer offset credits created by such Procurement Contracts to third parties located in New York State, and it is the policy of New York State to encourage the use of New York State subcontractors and suppliers, and to promote the participation of Certified Minority and Women Owned Business Enterprises where possible, in the procurement of goods and services.

4. DASNY, with the cooperation of the community service division of the New York State Department of Labor and through cooperative effort with contractors, shall provide for the notification of New York State Residents of employment opportunities arising in New York State out of Procurement Contracts let by DASNY in an amount estimated to be equal to or greater than one million dollars, and shall require contractors to submit post-award compliance reports documenting their efforts to provide such notification through listing any such positions with the community service division, or providing for such notification in such manner as is consistent with existing collective bargaining contracts or agreements.
  5. DASNY shall notify the New York State Commissioner of Economic Development of the award of a Procurement Contract for the purchase of goods from a Foreign Business Enterprise in an amount equal to or greater than one million dollars simultaneously with notifying the successful bidder therefore. DASNY shall not thereafter enter into a Procurement Contract for said goods until at least fifteen days has elapsed, except for Procurement Contracts awarded on an emergency or critical basis. The notification to the Commissioner of Economic Development shall include the name, address and telephone and facsimile number of the Foreign Business Enterprise, the amount of the proposed Procurement Contract and the name of the individual at the Foreign Business Enterprise or acting on behalf of the same who is principally responsible for the proposed Procurement Contract.
  6. DASNY shall comply with the provision of paragraphs (b), (c) and (d) of subdivision five of section 2879 of the Public Authorities Law in relation to dealing with discriminatory jurisdictions as such term is defined therein.
- G. Approval and Annual Review of Certain Contracts. DASNY may enter into Procurement Contracts for Professional Services for periods of longer than one year in accordance with these Guidelines provided such contracts are presented to the Board of DASNY for approval and review annually as part of the approval of the Annual Report on Procurement Contracts. Such Procurement Contracts may also be terminated by the Board of DASNY.
- H. Contracts Requiring Approval of the Board of DASNY. All Procurement Contracts for the general corporate purposes of DASNY, other than Exempt Contracts, that are in excess of three hundred thousand dollars (\$300,000.00), or are for the retention of outside legal counsel or independent auditors must be approved by the Board of DASNY.
- I. Requirement that Procurement Contracts be in Writing. All Procurement Contracts shall be in writing, and except as provided in the DASNY By-Laws or separate Board resolution, approved and executed by an authorized officer of DASNY.



- J. Limitations on Contracts with Former Officers and Employees. DASNY shall not enter into a Procurement Contract with a former officer or employee of DASNY or any entity in which such officer or employee has an interest (including a position of employment with such entity) unless there has been compliance with these Guidelines and the applicable provisions of the Public Officers Law.

**Section 6. STANDARD PROVISIONS FOR PROCUREMENT CONTRACTS**

- A. Procurement Contracts for Professional Services. Procurement Contracts for Professional Services shall detail the scope of services to be performed and the time frame for performance, the monitoring or reviewing of that performance by Authority personnel and, where appropriate, any permitted use of Authority supplies, facilities or personnel. Such contracts shall also state the compensation for the services, the schedule of payment, the pre-conditions for receiving payment from DASNY, procedures for termination of the contract and any other provisions deemed necessary or appropriate for each particular Contract. In addition, if performance of a particular Procurement Contract for Professional Services will require the use of subcontractors, the contract shall require the contractor to act affirmatively to secure such participation by Certified Minority and Women-Owned Business Enterprises and to report such efforts to DASNY.
- B. Requirements for All Procurement Contracts: All Procurement Contracts shall generally include, without limitation, the following provisions:
1. Scope of Services;
  2. Contract Price or Fee Structure;
  3. Method of Monitoring Work Performed;
  4. Use of Authority Supplies and Facilities;
  5. Use of Authority Personnel;
  6. Method or Basis of Payment;
  7. Compliance with Laws, Rules and Regulations;
  8. Contract Deemed Executory;
  9. Termination of Agreement for Cause and for Convenience;
  10. Suspension or Alteration of Agreement;
  11. Death of Consultant, if such consultant is an individual or partnership;
  12. Laws of New York State Apply;
  13. Creation of Independent Contractor Relationship;
  14. Provisions Required by Law Deemed Inserted;
  15. Certification of Non-Segregated Facilities and Non-Discrimination in Employment in Northern Ireland, compliance with Federal Equal Employment Opportunity Act, Commitment to New York State Business Enterprises and Non Collusive Bidding Requirement;
  16. Indemnity and Insurance;
  17. Severability;
  18. Promotion of Certified Minority and Women-Owned Business Enterprises; and

19. Promotion of New York State Business Enterprises, New York State Residents and Small Businesses.
  20. Integrity Certification.
- C. Compliance with Procedures of the Procurement Unit. All Procurement Contracts shall be awarded in compliance with procedures adopted by the Procurement Unit within the Division of Construction for the applicable type of Procurement Contract.
- D. Compliance with Title 4 of Article 9 of Public Authorities Law. DASNY shall comply with all provisions of Title 4 of Article 9 of the Public Authorities Law as they relate to Procurement Contracts of DASNY; provided however, that DASNY shall not be required to comply with the provisions of subdivision one of section 2603-a of that statute (relating to the use of domestic steel) if the Managing Director of Construction has advised the Board of DASNY that the criteria contained in subdivision two of that section is satisfied. Under Public Authorities Law §2879-a and the regulations promulgated thereunder, Procurement Contracts in excess of one million dollars that either: (i) are to be paid for in whole or in part from moneys appropriated by the State to DASNY for the purpose of paying such contractual expenditure; or (ii) are not to be awarded after a competitive process (regardless of funding source) are subject to approval by the Office of the State Comptroller (“OSC”) if OSC has notified DASNY in writing that any such contract or category of contracts requires the OSC’s approval. Upon the receipt of any such notice from OSC, DASNY shall include appropriate language in the affected Procurement Contract stating that the OSC’s approval is required for the Procurement Contract to be effective and valid and enforceable against the parties thereto.
- E. Compliance with State Finance Law §§ 139-j and 139-k (the Procurement Lobbying Law). In order to comply with the Procurement Lobbying Law, DASNY has established Policy and Procedures pertaining to contacts regarding Procurement Contracts. Consistent with the Procurement Lobbying Law and DASNY’s Policies and Procedures, DASNY shall designate one or more persons who may be contacted by Procurement Contractors regarding a given procurement and shall require disclosure from Procurement Contractors of persons or organizations designated, retained or employed to attempt to influence the procurement process. DASNY shall incorporate a summary of the Policy and Procedures in all solicitation of proposals, bid documents or specifications. Procurement Contracts must contain a certification by the Procurement Contractor that all information provided to DASNY with respect to the Procurement Lobbying Law is complete, true and accurate, and a provision authorizing termination of the Procurement Contract where it is found that the Procurement Contractor intentionally violated the Procurement Lobbying Law. DASNY shall consider as part of its determination of responsibility of a Procurement Contractor whether there has been past or present non-compliance with the Procurement Lobbying Law.

## **Section 7. REPORT ON PROCUREMENT CONTRACTS**

- A. Annual Report. Following each fiscal year, the Board of DASNY shall approve an annual report on Procurement Contracts as required by subdivision 7 of section 2879 of the Public Authorities Law. Such annual report will include: (i) these Guidelines and any amendments hereto; (ii) an explanation of these Guidelines and any amendments hereof; (iii) a list of the year's Procurement Contracts; (iv) a list of the aforesaid contracts entered into with New York State Business Enterprises (as defined in Public Authorities Law, §2879(3)(i)), and the subject matter and value thereof; (v) a list of the aforesaid contracts entered into with Foreign Business Enterprises and the subject matter and value thereof; (vi) a list of contracts exempted from reporting in the Contract Reporter and the basis for each exemption; and, (vii) the total fees, commissions or other compensations, by payee, paid for Professional Services. The percent of contracts awarded, and total compensation paid, to Minority and Women-Owned Business Enterprises as well as all referrals made and penalties imposed pursuant to Executive Law § 316 shall be reported in accordance with the provisions of Article 15-A of the Executive Law and need not be included in the Annual Report required by these Guidelines.
- B. Submission of Annual Report. The annual report on Procurement Contracts, after being approved by the Board of DASNY, shall be submitted to the Division of the Budget with copies to the Department of Audit and Control, the Department of Economic Development, the Senate Finance Committee and the Assembly Ways and Means Committee.
- C. Availability to Public. Copies of the annual report on Procurement Contracts shall also be available to the public upon reasonable request at DASNY's main office.
- D. Article 15-A Reports. Reports made pursuant to Article 15-A of the Executive Law, with respect to activities undertaken by DASNY to promote and increase participation by certified Minority and Women Business Enterprise Procurement Contractors, shall also include, without limitation, DASNY's annual goals for contracts with Minority-owned and Women-owned Business Enterprises; the number of actual contracts issued to Minority-owned and Women-owned Business Enterprises; and a summary of all waivers of the requirements of subdivisions 6 and 7 of section 313 of Article 15-A of the Executive Law allowed by DASNY during the preceding year, including a description of the basis of the waiver request and the rationale for granting such waiver. DASNY shall also include in such annual report whether or not it has been required to prepare a remedial plan, and, if so, the plan and the extent to which DASNY has complied with each element of the plan.

**Section 8. MISCELLANEOUS PROVISIONS**

- A. Amendment of Guidelines. Any modification or amendment of these Guidelines may be made by a Supplemental Resolution adopted at any duly constituted meeting of the Board of DASNY; provided, however, that no such modification or amendment shall abrogate the rights and duties of existing Authority contracts, the terms of which were established pursuant to these Guidelines.
  
- B. No Recourse Under these Guidelines. No provision contained solely in these Guidelines shall be the basis for any claim based on these Guidelines against any member, officer or employee of DASNY or DASNY itself.
  
- C. Effect of Noncompliance of Guidelines. Nothing contained in these Guidelines shall be deemed to alter, affect the validity of, modify the terms of or impair any contract or agreement made or entered into in violation of, or without compliance with, the provisions of these Guidelines.

June 26, 2013