



<b>\$1,667,125,000</b>		
<b>DORMITORY AUTHORITY OF THE STATE OF NEW YORK</b>		
<b>STATE PERSONAL INCOME TAX REVENUE BONDS</b>		
<b>(GENERAL PURPOSE)</b>		
<b>\$1,610,190,000</b>	<b>\$22,355,000</b>	<b>\$34,580,000</b>
<b>Series 2017B</b>	<b>Series 2017C</b>	<b>Series 2017D</b>
<b>(Tax-Exempt)</b>	<b>(Tax-Exempt)</b>	<b>(Federally Taxable)</b>
<b>Dated: Date of Delivery</b>		<b>Due: As Shown on the Inside Cover</b>

The Dormitory Authority of the State of New York State Personal Income Tax Revenue Bonds (General Purpose), Series 2017B (Tax-Exempt) (the “Series 2017B Bonds”), the Dormitory Authority of the State of New York State Personal Income Tax Revenue Bonds (General Purpose), Series 2017C (Tax-Exempt) (the “Series 2017C Bonds”) and the Dormitory Authority of the State of New York State Personal Income Tax Revenue Bonds (General Purpose), Series 2017D (Federally Taxable) (the “Series 2017D Bonds” and together with the Series 2017B Bonds and the Series 2017C Bonds, the “Series 2017 Bonds”), are special obligations of the Dormitory Authority of the State of New York (“DASNY”). The Series 2017 Bonds are secured by a pledge of certain payments (the “Financing Agreement Payments”) to be made to the Trustee on behalf of DASNY by the State of New York (the “State”) under a Financing Agreement (the “Financing Agreement”) between DASNY and the State, acting by and through the Director of the Division of the Budget (the “Director of the Budget”). Financing Agreement Payments are payable from amounts legally required to be deposited into the Revenue Bond Tax Fund (as hereinafter defined) to provide for the payment of the Series 2017 Bonds and all other State Personal Income Tax Revenue Bonds (as hereinafter defined). The Revenue Bond Tax Fund receives a statutory allocation of 25 percent of State personal income tax receipts imposed by Article 22 of the New York State Tax Law (the “New York State Personal Income Tax Receipts”) as more fully described herein.

DASNY is one of five Authorized Issuers (hereinafter defined) that can issue State Personal Income Tax Revenue Bonds. All financing agreements entered into by the State to secure State Personal Income Tax Revenue Bonds shall be executory only to the extent of the revenues available in the Revenue Bond Tax Fund. The obligation of the State to make financing agreement payments is subject to the State Legislature making annual appropriations for such purpose and such obligation does not constitute or create a debt of the State, nor a contractual obligation in excess of the amounts appropriated therefor. In addition, the State has no continuing legal or moral obligation to appropriate money for payments due under any financing agreement. Nothing shall be deemed to restrict the right of the State to amend, repeal, modify or otherwise alter statutes imposing or relating to the State Personal Income Tax.

**The Series 2017 Bonds shall not be a debt of the State and the State shall not be liable thereon, nor shall the Series 2017 Bonds be payable out of any funds other than those of DASNY pledged therefor. Neither the faith and credit nor the taxing power of the State is pledged to the payment of the principal of, premium, if any, or interest on the Series 2017 Bonds. DASNY has no taxing power.**

The Series 2017 Bonds will be issued as fixed rate obligations, fully registered, in denominations of \$5,000 or any integral multiple thereof. The Series 2017 Bonds will bear interest at the rates and mature at the times shown on the inside cover page hereof. Interest on the Series 2017 Bonds is payable on each February 15 and August 15, commencing February 15, 2018.

The Series 2017 Bonds will be initially issued under a book-entry only system and will be registered in the name of Cede & Co., as Bondholder and nominee of The Depository Trust Company, New York, New York. See “PART 9—BOOK-ENTRY ONLY SYSTEM” herein. So long as Cede & Co., as nominee for DTC, is the registered owner of the Series 2017 Bonds, payments of principal or redemption price of and interest on the Series 2017 Bonds will be made by U.S. Bank National Association, as Trustee and Paying Agent, to Cede & Co.

The Series 2017 Bonds are subject to redemption prior to maturity as more fully described herein.

In the opinion of Hawkins Delafield & Wood LLP, Co-Bond Counsel to DASNY, under existing statutes and court decisions and assuming continuing compliance with certain tax covenants described herein, (i) interest on the Series 2017B Bonds and the Series 2017C Bonds is excluded from gross income for Federal income tax purposes pursuant to Section 103 of the Internal Revenue Code of 1986, as amended (the “Code”), except that no opinion is expressed as to such exclusion of interest on any Series 2017C Bond for any period during which the Series 2017C Bond is held by a person who, within the meaning of section 147(a) of the Code, is a “substantial user” of the facilities financed with proceeds of the Series 2017C Bonds or a “related person,” (ii) interest on the Series 2017B Bonds is not treated as a preference item in calculating the alternative minimum tax imposed on individuals and corporations under the Code; such interest, however, is included in the adjusted current earnings of certain corporations for purposes of calculating the alternative minimum tax imposed on such corporations, and (iii) interest on the Series 2017C Bonds is not treated as a preference item in calculating the alternative minimum tax imposed on individuals and corporations under the Code and is not included in the adjusted current earnings of corporations for purposes of calculating the alternative minimum tax. Hawkins Delafield & Wood LLP also is of the opinion that interest on the Series 2017D Bonds is included in gross income for Federal income tax purposes pursuant to the Code. In addition, Hawkins Delafield & Wood LLP is of the opinion that under existing statutes, interest on the Series 2017 Bonds is exempt from personal income taxes imposed by the State of New York or any political subdivision thereof (including The City of New York). See “PART 13—TAX MATTERS” herein regarding certain other tax considerations.

The Series 2017 Bonds are offered, when, as and if issued and delivered to the purchasers, and are subject to approval of legality by DASNY’s co-bond counsel, Hawkins Delafield & Wood LLP, New York, New York, and Golden Holley James LLP, New York, New York (collectively, “Co-Bond Counsel”), and to certain other conditions. It is expected that the Series 2017 Bonds will be delivered in definitive form in New York, New York on or about October 13, 2017.

**MATURITIES, AMOUNTS, INTEREST RATES, PRICES OR YIELDS AND CUSIP NUMBERS**

**\$1,610,190,000**

**State Personal Income Tax Revenue Bonds (General Purpose), Series 2017B (Tax-Exempt)**

<b>Due February 15</b>	<b>Amount</b>	<b>Interest Rate</b>	<b>Yield</b>	<b>CUSIP Numbers<sup>†</sup></b>	<b>Due February 15</b>	<b>Amount</b>	<b>Interest Rate</b>	<b>Yield</b>	<b>CUSIP Numbers<sup>†</sup></b>
2019	\$ 240,000	5.000%	0.98%	64990FFL3	2034	\$46,880,000	5.000%	2.73%*	64990FGB4
2020	18,505,000	5.000	1.06	64990FFM1	2035	49,225,000	5.000	2.78*	64990FGC2
2021	67,000,000	5.000	1.16	64990FFN9	2036	51,685,000	5.000	2.83*	64990FGD0
2022	106,335,000	5.000	1.36	64990FFP4	2037	54,265,000	5.000	2.87*	64990FGE8
2023	87,040,000	5.000	1.53	64990FFQ2	2038	42,330,000	5.000	2.90*	64990FGF5
2024	58,640,000	5.000	1.68	64990FFR0	2039	44,455,000	5.000	2.92*	64990FGG3
2025	61,575,000	5.000	1.84	64990FFS8	2040	46,675,000	5.000	2.94*	64990FGH1
2026	99,760,000	5.000	1.99	64990FFT6	2041	49,005,000	5.000	2.96*	64990FGJ7
2027	67,880,000	5.000	2.11	64990FFU3	2042	51,450,000	5.000	2.97*	64990FGK4
2028	71,265,000	5.000	2.25*	64990FFV1	2043	54,030,000	5.000	2.99*	64990FGL2
2029	74,835,000	5.000	2.34*	64990FFW9	2044	56,725,000	4.000	3.29*	64990FGM0
2030	38,565,000	5.000	2.42*	64990FFX7	2045	58,995,000	4.000	3.30*	64990FGN8
2031	40,495,000	5.000	2.53*	64990FFY5	2046	61,355,000	4.000	3.32*	64990FGP3
2032	42,520,000	5.000	2.60*	64990FFZ2	2047	63,810,000	4.000	3.34*	64990FGQ1
2033	44,650,000	5.000	2.67*	64990FGA6					

**\$22,355,000**

**State Personal Income Tax Revenue Bonds (General Purpose), Series 2017C (Tax-Exempt)**

<b>Due February 15</b>	<b>Amount</b>	<b>Interest Rate</b>	<b>Yield</b>	<b>CUSIP Numbers<sup>†</sup></b>	<b>Due February 15</b>	<b>Amount</b>	<b>Interest Rate</b>	<b>Yield</b>	<b>CUSIP Numbers<sup>†</sup></b>
2019	\$ 585,000	4.000%	0.96%	64990FEL4	2031	\$ 945,000	2.750%	2.75%	64990FEY6
2020	610,000	4.000	1.04	64990FEM2	2032	970,000	2.750	2.87	64990FEZ3
2021	640,000	4.000	1.16	64990FEN0	2033	995,000	3.000	2.95*	64990FFA7
2022	665,000	4.000	1.34	64990FEP5	2034	1,030,000	3.000	3.00	64990FFB5
2023	690,000	5.000	1.50	64990FEQ3	2035	1,060,000	3.000	3.02	64990FFC3
2024	725,000	5.000	1.65	64990FER1	2036	1,090,000	3.000	3.06	64990FFD1
2025	765,000	5.000	1.83	64990FES9	2037	1,120,000	3.000	3.10	64990FFE9
2026	800,000	5.000	2.00	64990FET7	2038	1,160,000	3.000	3.14	64990FFF6
2027	845,000	5.000	2.10	64990FEU4	2039	1,190,000	2.125	3.17	64990FFG4
2028	885,000	2.125	2.25	64990FEV2	2040	1,215,000	3.000	3.19	64990FFH2
2029	905,000	2.250	2.44	64990FEW0	2041	1,250,000	3.000	3.21	64990FFJ8
2030	925,000	2.500	2.61	64990FEX8	2042	1,290,000	3.125	3.23	64990FFK5

**\$34,580,000**

**State Personal Income Tax Revenue Bonds (General Purpose), Series 2017D (Federally Taxable)**

<b>Due February 15</b>	<b>Amount</b>	<b>Interest Rate</b>	<b>Price</b>	<b>CUSIP Numbers<sup>†</sup></b>	<b>Due February 15</b>	<b>Amount</b>	<b>Interest Rate</b>	<b>Price</b>	<b>CUSIP Numbers<sup>†</sup></b>
2020	\$23,420,000	1.70%	100%	64990FGR9	2021	\$11,160,000	1.95%	100%	64990FGS7

<sup>†</sup> CUSIP is a registered trademark of the American Bankers Association (“ABA”). CUSIP data herein are provided by CUSIP Global Services, which is managed on behalf of the ABA by S&P Global Market Intelligence, a division of S&P Global Inc. CUSIP numbers have been assigned by an independent company not affiliated with DASNY and are included solely for the convenience of the holders of the Series 2017 Bonds. DASNY is not responsible for the selection or uses of these CUSIP numbers, and no representation is made as to their correctness on the Series 2017 Bonds as a result of various subsequent actions including, but not limited to, a refunding in whole or in part of the Series 2017 Bonds.

\* Priced at the stated yield to the August 15, 2027 optional redemption date at a redemption price of 100%.

No dealer, broker, salesperson or other person has been authorized to give any information or to make any representations, other than those contained in this Official Statement, and if given or made, such other information or representations must not be relied upon as having been authorized. This Official Statement does not constitute an offer to sell or the solicitation of an offer to buy, nor shall there be any sale of the Series 2017 Bonds by any person in any jurisdiction in which it is unlawful for the person to make such offer, solicitation or sale. The information set forth herein has been provided by DASNY, the State and other sources which are believed to be reliable by DASNY and with respect to the information supplied or authorized by the State, is not to be construed as a representation by DASNY. The information herein is subject to change without notice and neither the delivery of this Official Statement nor any sale made hereunder shall, under any circumstances, create any implication that there has been no change in the affairs of DASNY or the State. This Official Statement is submitted in connection with the sale of the securities referred to herein and may not be reproduced or used, in whole or in part, for any other purpose.

In connection with offers and sales of the Series 2017 Bonds, no action has been taken by DASNY that would permit a public offering of the Series 2017 Bonds, or possession or distribution of any information relating to the pricing of the Series 2017 Bonds, this Official Statement or any other offering or publicity material relating to the Series 2017 Bonds, in any non-U.S. jurisdiction where action for that purpose is required. Accordingly, initial purchasers are obligated to comply with all applicable laws and regulations in force in any non-U.S. jurisdiction in which it purchases, offers or sells the Series 2017 Bonds or possesses or distributes this Official Statement or any other offering or publicity material relating to the Series 2017 Bonds and will obtain any consent, approval or permission required by it for the purchase, offer or sale by it of the Series 2017 Bonds under the laws and regulations in force in any non-U.S. jurisdiction to which it is subject or in which it makes such purchases, offers or sales and DASNY shall have no responsibility therefor.

IN CONNECTION WITH THE OFFERING OF THE SERIES 2017 BONDS, THE PURCHASERS MAY OVERALLOT OR EFFECT TRANSACTIONS WHICH STABILIZE OR MAINTAIN THE MARKET PRICE OF SUCH BONDS AT A LEVEL ABOVE THAT WHICH MIGHT OTHERWISE PREVAIL IN THE OPEN MARKET. SUCH STABILIZATION, IF COMMENCED, MAY BE DISCONTINUED AT ANY TIME.

IN MAKING AN INVESTMENT DECISION, INVESTORS MUST RELY ON THEIR OWN EXAMINATION OF THE TERMS OF THE OFFERING INCLUDING THE MERITS AND RISKS INVOLVED. THESE SECURITIES HAVE NOT BEEN RECOMMENDED BY ANY FEDERAL OR STATE SECURITIES COMMISSION OR REGULATORY AUTHORITY. FURTHERMORE, THE FOREGOING AUTHORITIES HAVE NOT CONFIRMED THE ACCURACY OR DETERMINED THE ADEQUACY OF THIS DOCUMENT. ANY REPRESENTATION TO THE CONTRARY IS A CRIMINAL OFFENSE.

THIS OFFICIAL STATEMENT CONTAINS STATEMENTS WHICH, TO THE EXTENT THEY ARE NOT RECITATIONS OF HISTORICAL FACT, CONSTITUTE "FORWARD-LOOKING STATEMENTS." IN THIS RESPECT, THE WORDS "ESTIMATE," "PROJECT," "ANTICIPATE," "EXPECT," "INTEND," "BELIEVE" AND SIMILAR EXPRESSIONS ARE INTENDED TO IDENTIFY FORWARD-LOOKING STATEMENTS. A NUMBER OF IMPORTANT FACTORS AFFECTING THE STATE'S FINANCIAL RESULTS COULD CAUSE ACTUAL RESULTS TO DIFFER MATERIALLY FROM THOSE STATED IN FORWARD-LOOKING STATEMENTS.

[THIS PAGE INTENTIONALLY LEFT BLANK]

---

**TABLE OF CONTENTS**

---

<u>PAGE</u>	<u>PAGE</u>
PART 1—SUMMARY STATEMENT .....	i
PART 2—INTRODUCTION .....	1
PART 3—SECURITY AND SOURCES OF PAYMENT FOR STATE PERSONAL INCOME TAX REVENUE BONDS .....	3
The Revenue Bond Tax Fund .....	3
Series 2017 Bonds .....	4
Certification of Payments to be Set Aside in Revenue Bond Tax Fund .....	4
Set Aside of Revenue Bond Tax Fund Receipts .....	6
Flow of Revenue Bond Tax Fund Receipts .....	7
Moneys Held in the Revenue Bond Tax Fund .....	8
Flow of Revenues .....	9
Appropriation by the State Legislature .....	9
Additional Bonds .....	11
Parity Reimbursement Obligations .....	11
Certain Covenants of the State .....	11
Reservation of State’s Right to Substitute Credit .....	12
PART 4—SOURCES OF NEW YORK STATE PERSONAL INCOME TAX RECEIPTS FOR THE REVENUE BOND TAX FUND .....	13
General History of the State Personal Income Tax .....	13
Personal Income Tax Rates .....	13
Components of the Personal Income Tax .....	15
Revenue Bond Tax Fund Receipts .....	15
Debt Service Coverage .....	18
Projected Debt Service Coverage .....	18
PART 5—DESCRIPTION OF THE SERIES 2017 BONDS .....	19
General .....	19
Optional Redemption .....	19
Extraordinary Mandatory Redemption of Series 2017C Bonds .....	20
Selection of Bonds to be Redeemed; Notice of Redemption .....	21
PART 6—THE PROJECTS .....	22
PART 7—THE REFUNDING PLAN .....	23
PART 9—DEBT SERVICE REQUIREMENTS .....	23
PART 10—ESTIMATED SOURCES AND USES OF FUNDS .....	26
Series 2017B Bonds .....	27
Series 2017C Bonds .....	27
Series 2017D Bonds .....	27
PART 11—DASNY .....	28
Background, Purposes and Powers .....	28
Governance .....	29
Claims and Litigation .....	33
Other Matters .....	33
PART 12—AGREEMENT OF THE STATE .....	33
PART 13—TAX MATTERS .....	34
Series 2017B Bonds .....	34
Series 2017C Bonds .....	37
Series 2017D Bonds .....	40
PART 14—LITIGATION .....	44
PART 15—CERTAIN LEGAL MATTERS .....	44
PART 16—SALE BY COMPETITIVE BIDDING .....	44
PART 17—LEGALITY OF INVESTMENT .....	45
PART 18—VERIFICATION OF MATHEMATICAL COMPUTATIONS .....	45
PART 19—RATINGS .....	45
PART 20—CONTINUING DISCLOSURE .....	46
PART 21—MISCELLANEOUS .....	47
APPENDIX A—INFORMATION CONCERNING THE STATE OF NEW YORK .....	A-1
APPENDIX B—SUMMARY OF CERTAIN PROVISIONS OF THE GENERAL RESOLUTION .....	B-1
APPENDIX C—FORM OF FINANCING AGREEMENT .....	C-1
APPENDIX D—PROPOSED FORMS OF CO-BOND COUNSEL OPINIONS .....	D-1
APPENDIX E—EXECUTED COPY OF MASTER CONTINUING DISCLOSURE AGREEMENT .....	E-1
APPENDIX F—SUMMARY OF REFUNDED BONDS .....	F-1

[THIS PAGE INTENTIONALLY LEFT BLANK]

**PART 1—SUMMARY STATEMENT**

*This Summary Statement is subject in all respects to more complete information contained in this Official Statement and should not be considered a complete statement of the facts material to making an investment decision. The offering of the Series 2017 Bonds to potential investors is made only by means of the entire Official Statement. Capitalized terms used in this Summary Statement and not defined in this Summary Statement will have the meanings given to such terms elsewhere in this Official Statement.*

<p><b>State Personal Income Tax Revenue Bond Financing Program</b></p>	<p>Part I of Chapter 383 of the Laws of New York of 2001, as amended from time to time (the “Enabling Act”), provides for the issuance of, and a source of payment for, State Personal Income Tax Revenue Bonds (the “State Personal Income Tax Revenue Bonds”) by establishing the Revenue Bond Tax Fund (the “Revenue Bond Tax Fund”) held separate and apart from all other moneys of the State in the joint custody of the State Commissioner of Taxation and Finance (the “Commissioner”) and the Comptroller of the State (the “State Comptroller”).</p> <p>The Enabling Act authorizes the Dormitory Authority of the State of New York (“DASNY”), the New York State Environmental Facilities Corporation, the New York State Housing Finance Agency, the New York State Thruway Authority (the “Thruway Authority”) and the New York State Urban Development Corporation, doing business as Empire State Development (“ESD” and collectively, the “Authorized Issuers”) to issue State Personal Income Tax Revenue Bonds for certain Authorized Purposes (as hereinafter defined). All five Authorized Issuers have adopted one or more general resolutions and have executed financing agreements with the Director of the Budget pursuant to the Enabling Act. The financing agreements and the general resolutions for State Personal Income Tax Revenue Bonds issued by the Authorized Issuers have substantially identical terms except for applicable references to, and requirements of, the Authorized Issuer and the Authorized Purposes. References to financing agreements, financing agreement payments and general resolutions contained in this Official Statement mean generically the financing agreements, financing agreement payments and general resolutions of all Authorized Issuers, including DASNY.</p> <p>State Personal Income Tax Revenue Bonds issued by an Authorized Issuer are secured solely by a pledge of (i) the payments made pursuant to a financing agreement entered into by such Authorized Issuer with the Director of the Budget and (ii) certain funds held by the applicable trustee or Authorized Issuer under a general resolution and the investment earnings thereon; which together constitute the pledged property under the applicable general resolution.</p>
<p><b>Purpose of Issue</b></p>	<p>The Series 2017 Bonds are being issued for the purpose of financing Authorized Purposes, including (i) financing or reimbursing all or a portion of the costs of certain programs and projects within the State, and (ii) refunding all or portions of various series of State-supported debt previously issued by the Thruway Authority. See “APPENDIX F—SUMMARY OF REFUNDED BONDS” for a complete list of bonds to be refunded. In addition, proceeds of the Series 2017 Bonds will be used to pay all or a portion of the cost of issuance of the Series 2017 Bonds. For a more complete description of the expected application of proceeds of the Series 2017 Bonds, see “PART 6—THE PROJECTS” and PART 8—THE REFUNDING PLAN.”</p>

**Sources of Payment and Security for State Personal Income Tax Revenue Bonds— Revenue Bond Tax Fund Receipts**

The Enabling Act provides that 25 percent of the receipts from the New York State personal income tax, which exclude refunds owed to taxpayers (the “New York State Personal Income Tax Receipts”), shall be deposited in the Revenue Bond Tax Fund. Legislation, effective April 1, 2007, increased deposits to the Revenue Bond Tax Fund by amending the Enabling Act to provide that deposits to the Revenue Bond Tax Fund be calculated before the deposit of New York State Personal Income Tax Receipts to the School Tax Relief Fund (the “STAR Fund”). Prior to such date, New York State Personal Income Tax Receipts were also net of STAR Fund deposits.

The State Comptroller is required by the Enabling Act to deposit in the Revenue Bond Tax Fund all of the receipts collected from payroll withholding taxes (the “Withholding Component”) until an amount equal to 25 percent of the estimated monthly New York State Personal Income Tax Receipts has been deposited into the Revenue Bond Tax Fund (the “Revenue Bond Tax Fund Receipts”).

New York State Personal Income Tax Receipts, the Withholding Component and the Revenue Bond Tax Fund Receipts for State Fiscal Years 2015-16 through 2017-18 are as follows:

<u>State Fiscal Year</u>	<u>New York State Personal Income Tax Receipts</u>	<u>Withholding Component</u>	<u>Revenue Bond Tax Fund Receipts</u>
	<i>(\$ in billions)</i>		
2015-16	\$47.1	\$36.5	\$11.8
2016-17	47.6	37.5	11.9
2017-18*	49.4	39.5	12.3

\*As estimated in the FY 2018 First Quarterly Update Financial Plan.

The Series 2017 Bonds are special obligations of DASNY, being secured by a pledge of Financing Agreement Payments to be made by the State Comptroller to the Trustee on behalf of DASNY and certain funds held by the Trustee under DASNY’s State Personal Income Tax Revenue Bonds (General Purpose) General Bond Resolution (the “General Resolution”).

The Series 2017 Bonds are issued on a parity with all other Bonds which may be issued under the General Resolution. All State Personal Income Tax Revenue Bonds (of which \$31.6 billion were outstanding as of August 31, 2017) are on a parity with each other as to payments from the Revenue Bond Tax Fund, subject to annual appropriation by the State.

Financing agreement payments are made from certain personal income taxes imposed by the State of New York on a statewide basis and deposited, as required by the Enabling Act, to the Revenue Bond Tax Fund. The financing agreement payments are to be paid by the State Comptroller to the applicable trustees on behalf of the Authorized Issuers from amounts deposited to the Revenue Bond Tax Fund. Financing agreement payments are to equal amounts necessary to pay the debt service and other cash requirements on all State Personal Income Tax Revenue Bonds. **All payments required by financing agreements entered into by the State are executory only to the extent of the revenues available in the Revenue Bond Tax Fund. The obligation of the State to make financing agreement payments is subject to the State Legislature making annual appropriations for such purpose**



<p><b>Sources of Payment and Security for State Personal Income Tax Revenue Bonds— Revenue Bond Tax Fund Receipts</b></p> <p><i>(continued)</i></p>	<p><b>and such obligation does not constitute or create a debt of the State, nor a contractual obligation in excess of the amounts appropriated therefor. In addition, the State has no continuing legal or moral obligation to appropriate money for payments due under any financing agreement.</b></p> <p>The Enabling Act provides that: (i) no person (including the Authorized Issuers or the holders of State Personal Income Tax Revenue Bonds) shall have any lien on amounts on deposit in the Revenue Bond Tax Fund; (ii) Revenue Bond Tax Fund Receipts, which have been set aside in sufficient amounts to pay when due the financing agreement payments of all Authorized Issuers, shall remain in the Revenue Bond Tax Fund (except, if necessary, for payments authorized to be made to the holders of State general obligation debt) until they are appropriated and used to make financing agreement payments; and (iii) nothing shall be deemed to restrict the right of the State to amend, repeal, modify or otherwise alter statutes imposing or relating to the New York State Personal Income Tax. For additional information, see “PART 3—SECURITY AND SOURCES OF PAYMENT FOR STATE PERSONAL INCOME TAX REVENUE BONDS” and “PART 4—SOURCES OF NEW YORK STATE PERSONAL INCOME TAX RECEIPTS FOR THE REVENUE BOND TAX FUND.”</p> <p><b>The Series 2017 Bonds shall not be a debt of the State and the State shall not be liable thereon, nor shall the Series 2017 Bonds be payable out of any funds other than those of DASNY pledged therefor. Neither the faith and credit nor the taxing power of the State is pledged to the payment of the principal of, the premium, if any, or interest on the Series 2017 Bonds. DASNY has no taxing power.</b></p> <p><b>The Series 2017 Bonds are not secured by any mortgage on, any revenues from, or any other interest in, capital works or purposes authorized to be financed by the application of the proceeds of Series 2017 Bonds.</b></p>
<p><b>Set Aside for Purpose of Making Financing Agreement Payments</b></p>	<p>The Enabling Act, general resolutions and financing agreements provide procedures for setting aside Revenue Bond Tax Fund Receipts designed to ensure that sufficient amounts are available in the Revenue Bond Tax Fund to make financing agreement payments to the applicable trustees on behalf of all Authorized Issuers, subject to annual appropriation by the State Legislature.</p> <p>The Enabling Act requires the Director of the Budget to annually prepare a certificate (which may be amended as necessary or required) which estimates monthly Revenue Bond Tax Fund Receipts anticipated to be deposited to the Revenue Bond Tax Fund and the amount of all set-asides necessary to make all financing agreement payments of all the Authorized Issuers. The Director of the Budget has prepared such certificate for State Fiscal Year 2017-18.</p> <p>See “PART 3—SECURITY AND SOURCES OF PAYMENT FOR STATE PERSONAL INCOME TAX REVENUE BONDS.”</p>

<p><b>Availability of General Fund to Satisfy Set-Aside of Revenue Bond Tax Fund Receipts</b></p>	<p>If at any time the amount of Revenue Bond Tax Fund Receipts set aside, as certified by the Director of the Budget, is insufficient to make all certified financing agreement payments on all State Personal Income Tax Revenue Bonds, the State Comptroller is required by the Enabling Act, without appropriation, to immediately transfer amounts from the General Fund of the State (the “General Fund”) to the Revenue Bond Tax Fund sufficient to satisfy the cash requirements of the Authorized Issuers.</p>
<p><b>Moneys Held in Revenue Bond Tax Fund if State Fails to Appropriate or Pay Required Amounts</b></p>	<p>In the event that: (i) the State Legislature fails to appropriate all amounts required to make financing agreement payments on State Personal Income Tax Revenue Bonds to all Authorized Issuers or (ii) having been appropriated and set aside pursuant to a certificate of the Director of the Budget, financing agreement payments have not been made when due on any State Personal Income Tax Revenue Bonds, the Enabling Act requires that all of the receipts from the Withholding Component shall continue to be deposited in the Revenue Bond Tax Fund until amounts on deposit in the Revenue Bond Tax Fund equal the greater of 25 percent of annual New York State Personal Income Tax Receipts or six billion dollars (\$6,000,000,000). Other than to make financing agreement payments from appropriated amounts, the Enabling Act prohibits the transfer of moneys in the Revenue Bond Tax Fund to any other fund or account or the use of such moneys by the State for any other purpose (except, if necessary, for payments authorized to be made to the holders of State general obligation debt) until such time as the required appropriations and all required financing agreement payments have been made to the trustees, on behalf of each Authorized Issuer, including DASNY.</p> <p>After the required appropriations and financing agreement payments have been made, excess moneys in the Revenue Bond Tax Fund are to be paid over and distributed to the credit of the General Fund. See “PART 3—SECURITY AND SOURCES OF PAYMENT FOR STATE PERSONAL INCOME TAX REVENUE BONDS—Moneys Held in the Revenue Bond Tax Fund.”</p>
<p><b>Additional Bonds and Debt Service Coverage</b></p>	<p>The Enabling Act and each of the general resolutions permit the Authorized Issuers to issue additional State Personal Income Tax Revenue Bonds subject to (a) statutory limitations on the maximum amount of bonds permitted to be issued by Authorized Issuers for particular Authorized Purposes and (b) the additional bonds test described below and included in each general resolution authorizing State Personal Income Tax Revenue Bonds.</p> <p>As provided in the General Resolution, and in each of the general resolutions of the other Authorized Issuers, additional State Personal Income Tax Revenue Bonds may be issued only if the amount of Revenue Bond Tax Fund Receipts for any 12 consecutive calendar months ended not more than six months prior to the date of such calculation, as certified by the Director of the Budget, is at least 2.0 times the maximum Calculated Debt Service on all outstanding State Personal Income Tax Revenue Bonds, the additional State Personal Income Tax Revenue Bonds proposed to be issued and any additional amounts payable with respect to parity reimbursement obligations.</p> <p>In accordance with the additional bonds debt service coverage test described above, Revenue Bond Tax Fund Receipts of approximately \$11.9 billion are available to pay financing agreement payments on a pro forma basis, which amount represents approximately 3.5 times the maximum annual Debt Service for all outstanding State Personal Income Tax Revenue Bonds, including the</p>

<p><b>Additional Bonds and Debt Service Coverage</b></p> <p><i>(continued)</i></p>	<p>debt service on the Series 2017 Bonds. While additional State Personal Income Tax Revenue Bonds are expected to be issued by Authorized Issuers as appropriate for Authorized Purposes as noted herein, in no event may any additional State Personal Income Tax Revenue Bonds (other than certain refunding bonds) be issued unless the additional bonds test under the respective general resolution has been satisfied. See “PART 3—SECURITY AND SOURCES OF PAYMENT FOR STATE PERSONAL INCOME TAX REVENUE BONDS—Additional Bonds” and “PART 4—SOURCES OF NEW YORK STATE PERSONAL INCOME TAX RECEIPTS FOR THE REVENUE BOND TAX FUND—Projected Debt Service Coverage.”</p> <p>As of August 31, 2017, approximately \$31.6 billion of State Personal Income Tax Revenue Bonds were outstanding.</p>
<p><b>Appropriation by State Legislature</b></p>	<p>The State Legislature is expected to make appropriations annually from amounts on deposit in the Revenue Bond Tax Fund sufficient to pay annual financing agreement payments when due. Revenue Bond Tax Fund Receipts are expected to exceed the amounts necessary to pay financing agreement payments. Such an appropriation has been enacted for State Fiscal Year 2017-18.</p> <p>Pursuant to Article VII Section 16 of the State Constitution, if at any time the State Legislature fails to make an appropriation for State general obligation debt service, the State Comptroller is required to set apart from the first revenues thereafter received, applicable to the General Fund, sums sufficient to pay debt service on such general obligation bonds. In the event that such revenues and other amounts in the General Fund are insufficient to pay State general obligation bondholders, the State may also use amounts on deposit in the Revenue Bond Tax Fund as well as other funds to pay debt service on State general obligation bonds.</p> <p>The Division of the Budget is not aware of any existing circumstances that would cause Revenue Bond Tax Fund Receipts to be used to pay debt service on State general obligation bonds in the future. The Director of the Budget believes that any failure by the State Legislature to make annual appropriations as contemplated would have a serious impact on the ability of the State and the Authorized Issuers to issue State-supported bonds to raise funds in the public credit markets.</p>
<p><b>Continuing Disclosure</b></p>	<p>In order to assist the initial purchasers of the Series 2017 Bonds in complying with Rule 15c2-12 promulgated by the Securities and Exchange Commission (the “SEC”), all Authorized Issuers, the State and each applicable trustee, including the Trustee, have entered into a Master Continuing Disclosure Agreement. See “PART 20—CONTINUING DISCLOSURE” and “APPENDIX E – EXECUTED COPY OF MASTER CONTINUING DISCLOSURE AGREEMENT.”</p>

[THIS PAGE INTENTIONALLY LEFT BLANK]



**DORMITORY AUTHORITY – STATE OF NEW YORK**  
**GERRARD P. BUSHELL –PRESIDENT**

**515 BROADWAY, ALBANY, N.Y. 12207**  
**ALFONSO L. CARNEY, JR., ESQ. – CHAIR**

**OFFICIAL STATEMENT**

**Relating to**

**\$1,667,125,000**

**DORMITORY AUTHORITY OF THE STATE OF NEW YORK**  
**STATE PERSONAL INCOME TAX REVENUE BONDS (GENERAL PURPOSE)**

<b>\$1,610,190,000</b>	<b>\$22,355,000</b>	<b>\$34,580,000</b>
<b>Series 2017B</b>	<b>Series 2017C</b>	<b>Series 2017D</b>
<b>(Tax-Exempt)</b>	<b>(Tax-Exempt)</b>	<b>(Federally Taxable)</b>

**PART 2—INTRODUCTION**

The purpose of this Official Statement, including the cover page, the inside cover page, the Summary Statement and appendices, is to set forth certain information concerning the State and Dormitory Authority of the State of New York (“DASNY”), a public benefit corporation of the State, in connection with the offering by DASNY of its \$1,610,190,000 State Personal Income Tax Revenue Bonds (General Purpose), Series 2017B (Tax-Exempt) (the “Series 2017B Bonds”), \$22,355,000 State Personal Income Tax Revenue Bonds (General Purpose), Series 2017C (Tax-Exempt) (the “Series 2017C Bonds”) and \$34,580,000 State Personal Income Tax Revenue Bonds (General Purpose), Series 2017D (Federally Taxable) (the “Series 2017D Bonds” and together with the Series 2017B Bonds and the Series 2017C Bonds, the “Series 2017 Bonds”). The interest rates, maturity dates, and prices or yields of the Series 2017 Bonds being offered hereby are set forth on the inside cover pages of this Official Statement.

This Official Statement also summarizes certain information concerning the provisions of the State Finance Law with respect to the issuance of State Personal Income Tax Revenue Bonds (the “State Personal Income Tax Revenue Bonds”), including the Series 2017 Bonds, and the statutory allocation of 25 percent of the receipts from the New York State Personal Income Tax (the “New York State Personal Income Tax Receipts”) imposed by Article 22 of the New York State Tax Law (“Tax Law”) which, pursuant to Section 171-a of the Tax Law, are required to be deposited in the Revenue Bond Tax Fund to provide for the payment of State Personal Income Tax Revenue Bonds. Under current law, such New York State Personal Income Tax Receipts exclude refunds owed to taxpayers. See “PART 3— SECURITY AND SOURCES OF PAYMENT FOR STATE PERSONAL INCOME TAX REVENUE BONDS — The Revenue Bond Tax Fund.”

The State expects that State Personal Income Tax Revenue Bonds together with the State Sales Tax Revenue Bonds will be the primary financing vehicles for financing State-supported programs over the current financial plan period. State Sales Tax Revenue Bonds are authorized to be issued for certain authorized purposes pursuant to Article 5-F and Article 6 (Section 92-h) of the State Finance Law by DASNY, ESD, and the Thruway Authority.

The Series 2017 Bonds are authorized to be issued pursuant to the Enabling Act, and the Dormitory Authority Act, constituting Title 4 of Article 8 of the Public Authorities Law of the State of New York, as amended and supplemented (the “Authority Act”), and other provisions of State law. The Enabling Act authorizes the Authorized Issuers to issue State Personal Income Tax Revenue Bonds for certain purposes for which State-supported Debt (as defined by Section 67-a of the State Finance Law and as limited by the Enabling Act) may be issued (the “Authorized Purposes”). The issuance of State-supported Debt is limited in the State Finance Law to the financing of capital works or purposes only, which include the acquisition, construction, demolition or replacement of fixed assets, the major repair or renovation thereof, or the planning or design of the acquisition, construction, demolition, replacement, repair or renovation of fixed assets. The Enabling Act, together with the Authority Act, constitute the “Authorizing Legislation.”

The Series 2017 Bonds are additionally authorized under DASNY’s State Personal Income Tax Revenue Bonds (General Purpose) General Bond Resolution, adopted by DASNY on April 29, 2009 (the “General Resolution”), as supplemented by DASNY’s Supplemental Resolution 2017-1 Authorizing State Personal Income Tax Revenue Bonds, adopted on April 12, 2017 and Supplemental Resolution 2017-2 Authorizing State Personal Income Tax Revenue Bonds, adopted on May 10, 2017 (collectively, the “Series 2017 Supplemental Resolutions”) (such General Resolution, together with the Series 2017 Supplemental Resolutions, being herein, except as the context otherwise indicates, collectively referred to as the “Resolution,” and any bonds issued pursuant to the General Resolution, including the Series 2017 Bonds, being herein referred to as the “Bonds”).

The Series 2017 Bonds, and any additional series of Bonds which have heretofore been issued or may hereafter be issued under the General Resolution, will be equally and ratably secured thereunder. The Series 2017 Bonds and all other State Personal Income Tax Revenue Bonds which have heretofore been issued or may be issued by an Authorized Issuer are secured by a pledge of (i) the payments made pursuant to one or more financing agreements entered into by such Authorized Issuer with the Director of the Budget and (ii) certain funds held by the applicable trustee or Authorized Issuer under the applicable general resolution and the investment earnings thereon ((i) and (ii) being collectively referred to herein as the “Pledged Property” with respect to each such Authorized Issuer, including DASNY). The financing agreements and the general resolutions for State Personal Income Tax Revenue Bonds adopted by the Authorized Issuers have substantially identical terms except for applicable references to, and requirements of, the Authorized Issuer and the Authorized Purposes. The financing agreement payments are required to be equal to the amounts necessary to pay the debt service and other cash requirements on all State Personal Income Tax Revenue Bonds. The making of financing agreement payments to the Authorized Issuers is subject to annual appropriation by the State Legislature.

References to financing agreements, financing agreement payments and general resolutions contained in this Official Statement mean generically the financing agreements, financing agreement payments and general resolutions of all Authorized Issuers, including DASNY. Descriptions of the provisions of the Enabling Act contained in this Official Statement are of the Enabling Act as it exists on the date of this Official Statement.

All State Personal Income Tax Revenue Bonds are on a parity with each other as to payments from the Revenue Bond Tax Fund, subject to annual appropriation by the State Legislature. As of August 31, 2017, approximately \$31.6 billion of State Personal Income Tax Revenue Bonds were outstanding. See “PART 3—SECURITY AND SOURCES OF PAYMENT FOR STATE PERSONAL INCOME TAX REVENUE BONDS—Series 2017 Bonds” and “—Additional Bonds.”

The Series 2017 Bonds are being issued for the purpose of financing Authorized Purposes, including (i) financing or reimbursing all or a portion of the costs of certain programs and projects within the State, and (ii) refunding all or a portion of certain series of outstanding State-supported debt

previously issued by the Thruway Authority. See “APPENDIX F—SUMMARY OF REFUNDED BONDS” for a complete list of bonds to be refunded. In addition, proceeds of the Series 2017 Bonds will be used to pay all or part of the cost of issuance of the Series 2017 Bonds. See “PART 6—THE PROJECTS” and “PART 7—THE REFUNDING PLAN” for a more complete description of the application of proceeds of the Series 2012 Bonds. **The Series 2017 Bonds are not secured by any mortgage on, any revenues from, or any other interest in, capital works or purposes authorized to be financed with proceeds of the Series 2017 Bonds.**

Pursuant to the Authorizing Legislation, DASNY and the State entered into a financing agreement dated as of July 1, 2009 (the “Financing Agreement”). See “APPENDIX C—FORM OF FINANCING AGREEMENT.”

The revenues, facilities, properties and any and all other assets of DASNY of any name and nature, other than the Pledged Property, may not be used for, or, as a result of any court proceeding or otherwise applied to, the payment of State Personal Income Tax Revenue Bonds, any redemption premium therefor or the interest thereon or any other obligations under the Resolution, and under no circumstances shall these be available for such purposes. See “PART 11—DASNY” for a further description of DASNY.

**The Series 2017 Bonds shall not be a debt of the State and the State shall not be liable thereon, nor shall the Series 2017 Bonds be payable out of any funds other than those of DASNY pledged therefor. Neither the faith and credit nor the taxing power of the State is pledged to the payment of the principal of, premium, if any, or interest on the Series 2017 Bonds. DASNY has no taxing power.**

Capitalized terms used herein unless otherwise defined have the same meaning as ascribed to them in the General Resolution. See “APPENDIX B—SUMMARY OF CERTAIN PROVISIONS OF THE GENERAL RESOLUTION.”

### **PART 3—SECURITY AND SOURCES OF PAYMENT FOR STATE PERSONAL INCOME TAX REVENUE BONDS**

#### **The Revenue Bond Tax Fund**

The Enabling Act provides a source of payment for State Personal Income Tax Revenue Bonds by establishing the Revenue Bond Tax Fund for the purpose of setting aside New York State Personal Income Tax Receipts sufficient to make financing agreement payments to Authorized Issuers. The Enabling Act establishes the Revenue Bond Tax Fund to be held in the joint custody of the State Comptroller and the Commissioner and requires that all moneys on deposit in the Revenue Bond Tax Fund be held separate and apart from all other moneys in the joint custody of the State Comptroller and the Commissioner. The source of the financing agreement payments is a statutory allocation of 25 percent of the receipts from the New York State Personal Income Tax imposed by Article 22 of the Tax Law, which exclude refunds owed to taxpayers, and which, pursuant to Section 171-a of the Tax Law, are deposited in the Revenue Bond Tax Fund. Legislation, effective April 1, 2007, increased deposits to the Revenue Bond Tax Fund by amending the Enabling Act to provide that deposits to the Revenue Bond Tax Fund be calculated before the deposit of New York State Personal Income Tax Receipts to the School Tax Relief Fund (the “STAR Fund”). Prior to such date, New York State Personal Income Tax Receipts were net of refunds and deposits to the STAR Fund. See “PART 4—SOURCES OF NEW YORK STATE PERSONAL INCOME TAX RECEIPTS FOR THE REVENUE BOND TAX FUND—Revenue Bond Tax Fund Receipts.”

Financing agreement payments made from amounts set aside in the Revenue Bond Tax Fund are subject to annual appropriation for such purpose by the State Legislature. The Enabling Act provides that: (i) no person (including the Authorized Issuers or the holders of State Personal Income Tax Revenue Bonds) shall have any lien on amounts on deposit in the Revenue Bond Tax Fund; (ii) Revenue Bond Tax Fund Receipts, which have been set aside in sufficient amounts to pay when due the financing agreement payments of all Authorized Issuers, shall remain in the Revenue Bond Tax Fund (except, if necessary, for payments authorized to be made to the holders of State general obligation debt) until they are appropriated and used to make financing agreement payments; and (iii) nothing shall be deemed to restrict the right of the State to amend, repeal, modify or otherwise alter statutes imposing or relating to the taxes imposed by Article 22 of the Tax Law.

### **Series 2017 Bonds**

The Series 2017 Bonds are special obligations of DASNY, secured by and payable from Financing Agreement Payments payable by the State Comptroller to U.S. Bank National Association, as Trustee and Paying Agent (the “Trustee” or “Paying Agent”) on behalf of DASNY in accordance with the terms and provisions of the Financing Agreement subject to annual appropriation by the State Legislature, and the Funds and accounts established under the General Resolution (other than the Rebate Fund and other Funds as provided in the Resolution). A copy of the Financing Agreement relating to the Series 2017 Bonds is included as Appendix C hereto. The Series 2017 Bonds are entitled to a lien, created by a pledge under the General Resolution, on the Pledged Property. The Pledged Property with respect to the Series 2017 Bonds consists of (i) the payments made pursuant to the Financing Agreement and (ii) the Funds and accounts established under the General Resolution (other than the Rebate Fund and the Administrative Fund as provided in the Resolution) and the investment earnings thereon.

The Enabling Act and each of the general resolutions permit the Authorized Issuers to issue additional State Personal Income Tax Revenue Bonds subject to statutory limitations on the maximum amount of bonds permitted to be issued by Authorized Issuers for Authorized Purposes and the additional bonds test described herein included in each of the general resolutions authorizing State Personal Income Tax Revenue Bonds. In accordance with the additional bonds test described herein, Revenue Bond Tax Fund Receipts of approximately \$11.9 billion are available to pay financing agreement payments on a pro-forma basis, which amount represents approximately 3.5 times the maximum annual Debt Service for all Outstanding State Personal Income Tax Revenue Bonds, including the debt service on the Series 2017 Bonds. As noted above, however, additional bonds may not be issued unless the additional bonds test under the respective general resolution has been satisfied. See “Additional Bonds” below and “PART 4—SOURCES OF NEW YORK STATE PERSONAL INCOME TAX RECEIPTS FOR THE REVENUE BOND TAX FUND—Projected Debt Service Coverage.”

The revenues, facilities, properties and any and all other assets of DASNY of any name and nature, other than the Pledged Property, may not be used for, or, as a result of any court proceeding, otherwise applied to, the payment of State Personal Income Tax Revenue Bonds, any redemption premium therefor or the interest thereon or any other obligations under the General Resolution, and under no circumstances shall these be available for such purposes. See “PART 11—DASNY” for a further description of DASNY.

### **Certification of Payments to be Set Aside in Revenue Bond Tax Fund**

The Enabling Act, the general resolutions and the financing agreements provide procedures for setting aside amounts from the New York State Personal Income Tax Receipts deposited to the Revenue Bond Tax Fund to ensure that sufficient amounts will be available to make financing agreement payments, when due, to the applicable trustees on behalf of DASNY and the other Authorized Issuers.



The Enabling Act provides that:

1. No later than October 1 of each year, each Authorized Issuer must submit its State Personal Income Tax Revenue Bond cash requirements (which shall include financing agreement payments) for the following State Fiscal Year and, as required by the financing agreements, each of the subsequent four State Fiscal Years to the Division of the Budget.
2. No later than thirty (30) days after the submission of the Executive Budget in accordance with Article VII of the State Constitution, the Director of the Budget shall prepare a certificate which sets forth an estimate of:
  - (a) 25 percent of the amount of the estimated monthly New York State Personal Income Tax Receipts to be deposited in the Revenue Bond Tax Fund pursuant to the Enabling Act during that State Fiscal Year; and
  - (b) the monthly amounts necessary to be set aside in the Revenue Bond Tax Fund to make the financing agreement payments required to meet the cash requirements of the Authorized Issuers.
3. In the case of financing agreement payments due semi-annually, Revenue Bond Tax Fund Receipts shall be set aside monthly until such amount is equal to not less than the financing agreement payments for State Personal Income Tax Revenue Bonds of all Authorized Issuers in the following month as certified by the Director of the Budget.
4. In the case of financing agreement payments due on a more frequent basis, monthly Revenue Bond Tax Fund Receipts shall be set aside monthly until such amount is, in accordance with the certificate of the Director of the Budget, sufficient to pay the required payment on each issue on or before the date such payment is due.

In addition, the general resolutions and the financing agreements require the State Comptroller to set aside, monthly, in the Revenue Bond Tax Fund, amounts such that the combined total of the (i) amounts previously set aside and on deposit in the Revenue Bond Tax Fund and (ii) amount of estimated monthly New York State Personal Income Tax Receipts required to be deposited to the Revenue Bond Tax Fund as provided in 2(a) above, are not less than 125 percent of the financing agreement payments required to be paid by the State Comptroller to the trustees on behalf of the Authorized Issuers in the following month.

The Director of the Budget may amend such certification as shall be necessary, provided that the Director of the Budget shall amend such certification no later than thirty (30) days after the issuance of any State Personal Income Tax Revenue Bonds, including refunding bonds, or after the execution of any interest rate exchange (or “swap”) agreements or other financial arrangements which may affect the cash requirements of any Authorized Issuer.

The Enabling Act provides that on or before the twelfth day of each month, the Commissioner shall certify to the State Comptroller the actual New York State Personal Income Tax Receipts for the prior month and, in addition, no later than March 31 of each State Fiscal Year, the Commissioner shall certify such amounts relating to the last month of the State Fiscal Year. At such times, the Enabling Act provides that the State Comptroller shall adjust the amount of estimated New York State Personal Income

Tax Receipts deposited to the Revenue Bond Tax Fund from the Withholding Component to the actual amount certified by the Commissioner.

### **Set Aside of Revenue Bond Tax Fund Receipts**

As provided by the Enabling Act, the general resolutions, the financing agreements, and the certificate of the Director of the Budget, the State Comptroller is required to:

1. Beginning on the first day of each month, deposit all of the daily receipts from the Withholding Component to the Revenue Bond Tax Fund until there is on deposit in the Revenue Bond Tax Fund an amount equal to 25 percent of estimated monthly New York State Personal Income Tax Receipts.
2. Set aside, monthly, amounts on deposit in the Revenue Bond Tax Fund, such that the combined total of the (i) amounts previously set aside and on deposit in the Revenue Bond Tax Fund and (ii) amount of estimated monthly New York State Personal Income Tax Receipts required to be deposited to the Revenue Bond Tax Fund in such month, are not less than 125 percent of the financing agreement payments required to be paid by the State Comptroller to the trustees on behalf of all the Authorized Issuers in the following month.

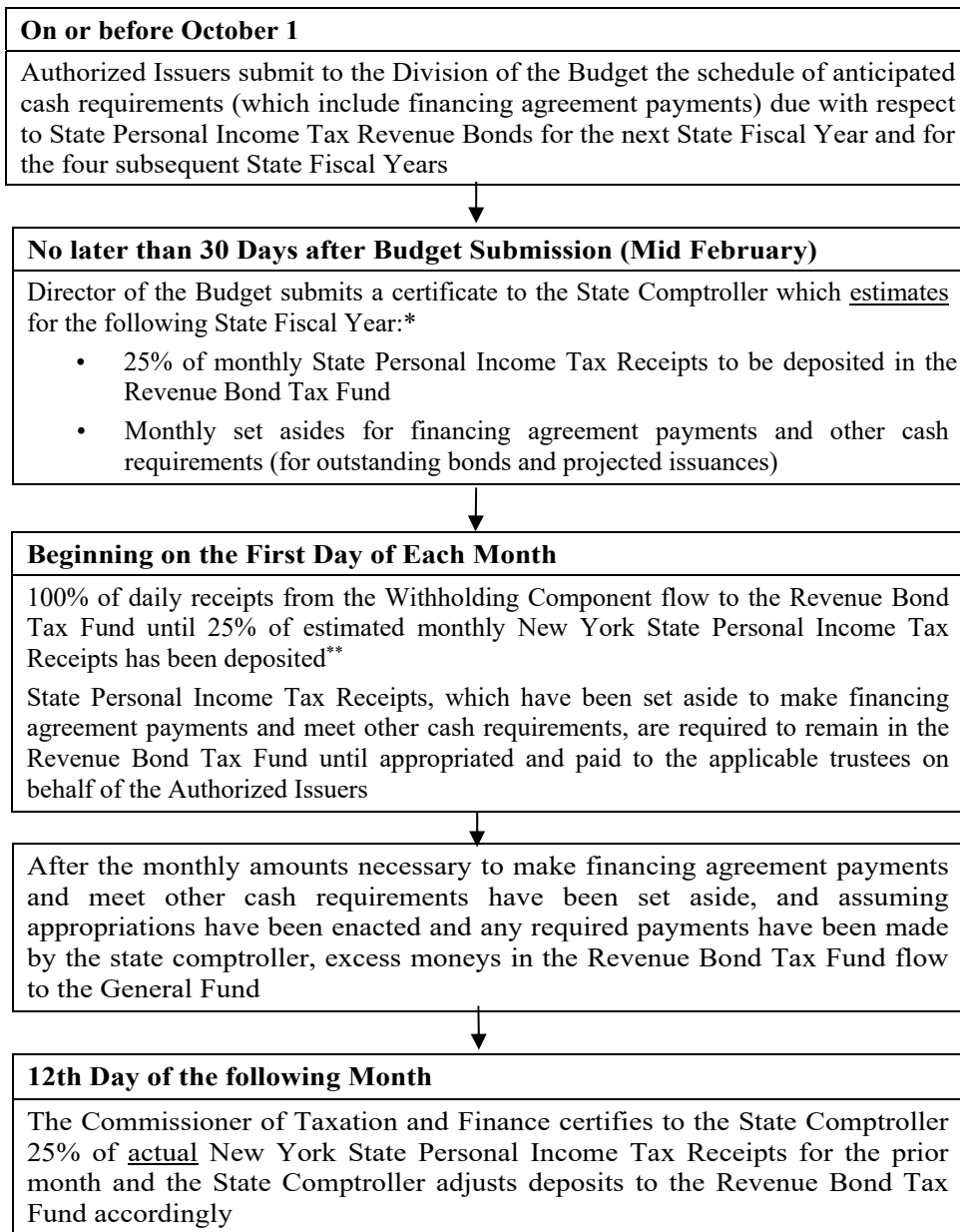
The Enabling Act provides that Revenue Bond Tax Fund Receipts which have been set aside in sufficient amounts to pay, when due, the financing agreement payments of all Authorized Issuers shall remain in the Revenue Bond Tax Fund (except, if necessary, for payments authorized to be made to the holders of State general obligation debt) until they are appropriated and used to make financing agreement payments.

Subject to appropriation by the State Legislature, upon receipt of a request for payment from any Authorized Issuer pursuant to a financing agreement, the State Comptroller shall pay over to the trustee, on behalf of such Authorized Issuer, such amount. In the event that Revenue Bond Tax Fund Receipts are insufficient to meet financing agreement payments on all State Personal Income Tax Revenue Bonds of all the Authorized Issuers as set forth in the certificate of the Director of the Budget, the State Comptroller is required by the Enabling Act, without appropriation, to immediately transfer amounts from the General Fund to the Revenue Bond Tax Fund, the amount of such deficiency. Amounts so transferred to the Revenue Bond Tax Fund can only be used to pay financing agreement payments (except, if necessary, for payments authorized to be made to the holders of State general obligation debt).

The State Comptroller shall from time to time, but in no event later than the fifteenth day of each month (other than the last month of the fiscal year) and no later than the thirty-first day of the last month of each fiscal year, pay over and distribute to the credit of the General Fund all moneys in the Revenue Bond Tax Fund, if any, in excess of the aggregate amount required to be set aside for the payment of cash requirements as described above.

## Flow of Revenue Bond Tax Fund Receipts

The following chart summarizes the flow of Revenue Bond Tax Fund Receipts.



\* The Director of the Budget can amend the certification at any time to more precisely account for a revised New York State Personal Income Tax Receipts estimate or actual debt service and other cash requirements, and to the extent necessary, shall do so not later than thirty days after the issuance of any State Personal Income Tax Revenue Bonds.

\*\* The State can certify and set aside New York State Personal Income Tax Receipts in excess of the next month's financing agreement payment requirements to ensure amounts previously set aside and on deposit in the Revenue Bond Tax Fund together with 25 percent of estimated monthly New York State Personal Income Tax Receipts to be deposited in such month are not less than 125 percent of all financing agreement payments due in the following month.

## **Moneys Held in the Revenue Bond Tax Fund**

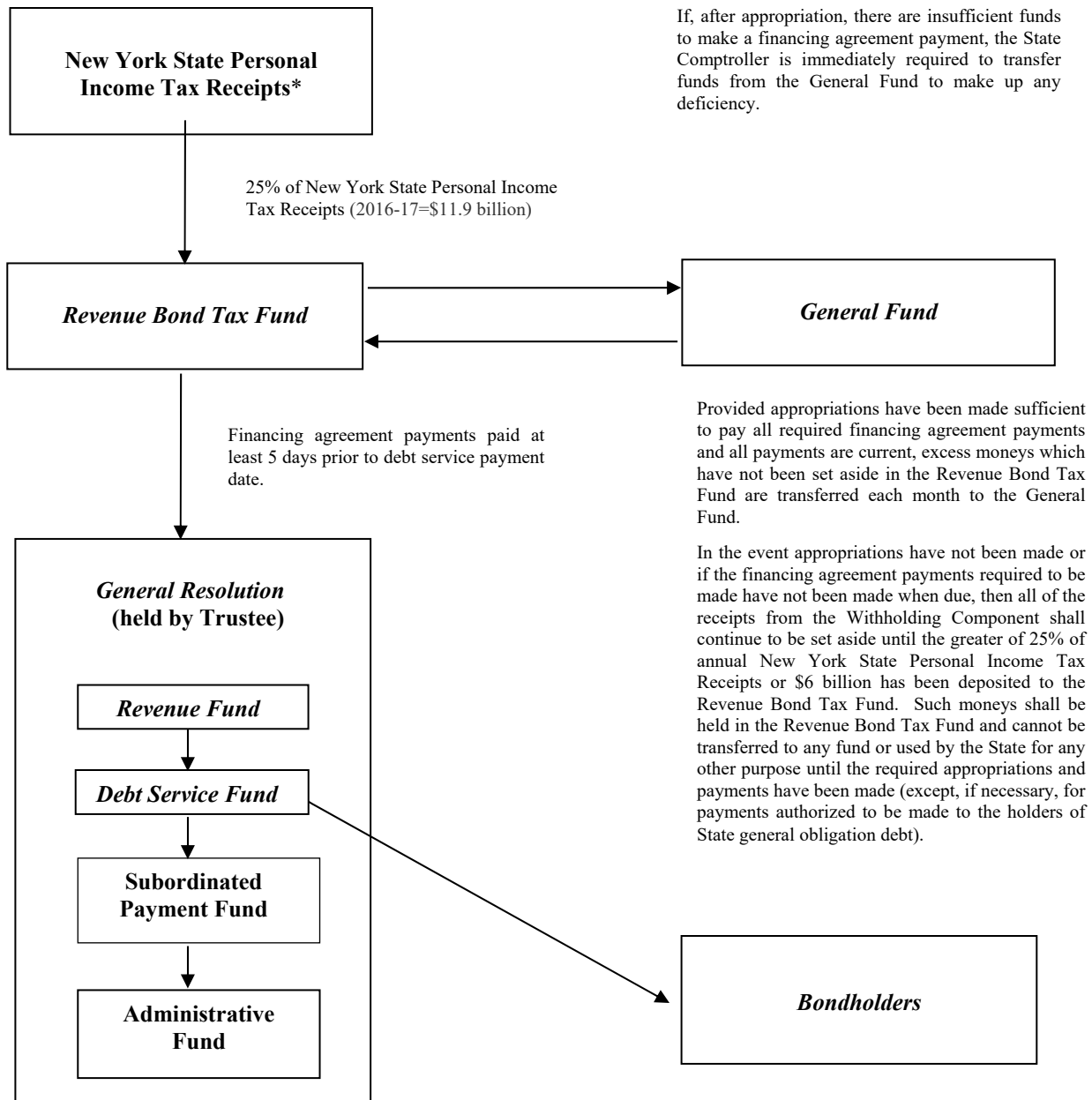
The Enabling Act prohibits the State Comptroller from paying over or distributing any amounts deposited in the Revenue Bond Tax Fund (except, if necessary, for payments authorized to be made to the holders of State general obligation debt) other than to DASNY and other Authorized Issuers (which are paid to the applicable trustees on behalf of DASNY and the other Authorized Issuers), unless two requirements are met. First, all payments as certified by the Director of the Budget for a State Fiscal Year must have been appropriated to DASNY and other Authorized Issuers for the payment of financing agreement payments (including debt service) in the full amount specified in the certificate of the Director of the Budget. Second, each certified and appropriated payment for which moneys are required to be set aside as provided in the Enabling Act must have been made to the trustees on behalf of DASNY and other Authorized Issuers when due.

If such appropriations have been made to pay all annual amounts specified in the certificate of the Director of the Budget as being required by DASNY and all other Authorized Issuers for a State Fiscal Year and all such payments to the applicable trustees on behalf of DASNY and all other Authorized Issuers are current, then the State Comptroller is required by the Enabling Act to pay over and distribute to the credit of the General Fund, at least once a month, all amounts in the Revenue Bond Tax Fund, if any, in excess of the aggregate amount required to be set aside. The Enabling Act also requires the State Comptroller to pay to the General Fund all sums remaining in the Revenue Bond Tax Fund on the last day of each State Fiscal Year, but only if the State has appropriated and paid to the applicable trustees on behalf of DASNY and all other Authorized Issuers the amounts necessary for DASNY and all other Authorized Issuers to meet their cash requirements for the current State Fiscal Year and, to the extent certified by the Director of the Budget, set aside any cash requirements required for the next State Fiscal Year.

In the event that (i) the State Legislature fails to appropriate all amounts required to make financing agreement payments on State Personal Income Tax Revenue Bonds to all Authorized Issuers or (ii) having been appropriated and set aside pursuant to a certificate of the Director of the Budget, any financing agreement payments have not been made when due on State Personal Income Tax Revenue Bonds, the Enabling Act requires that all of the receipts from the Withholding Component shall continue to be set aside in the Revenue Bond Tax Fund until amounts on deposit in the Revenue Bond Tax Fund equal the greater of 25 percent of annual New York State Personal Income Tax Receipts or six billion dollars (\$6,000,000,000). Other than to make financing agreement payments from appropriated amounts, the Enabling Act prohibits the transfer of moneys in the Revenue Bond Tax Fund to any other fund or account or use of such moneys by the State for any other purpose (except, if necessary, for payments authorized to be made to the holders of State general obligation debt) until such time as the required appropriations and all required financing agreement payments have been made to the trustees on behalf of each Authorized Issuer, including DASNY.

The Enabling Act provides that no person (including the Authorized Issuers or the holders of State Personal Income Tax Revenue Bonds) shall have any lien on moneys on deposit in the Revenue Bond Tax Fund and that the State's agreement to make financing agreement payments shall be executory only to the extent such payments have been appropriated.

## Flow of Revenues



\* Nothing shall be deemed to restrict the right of the State to amend, repeal, modify or otherwise alter statutes imposing or relating to the New York State Personal Income Tax.

## Appropriation by the State Legislature

The State may not expend money without an appropriation, except for the payment of debt service on general obligation bonds or notes issued by the State. An appropriation is an authorization approved by the State Legislature to expend money. The State Constitution requires all appropriations of State funds, including funds in the Revenue Bond Tax Fund, to be approved by the State Legislature at least every two years. In addition, the State Finance Law generally provides that appropriations shall

cease to have force and effect, except as to liabilities incurred thereunder, at the close of the State Fiscal Year for which they were enacted and that to the extent of liabilities incurred thereunder, such appropriations shall lapse on the succeeding June 30th or September 15th depending on the nature of the appropriation. See “– Moneys Held in the Revenue Bond Tax Fund” in this section.

DASNY expects that the State Legislature will make an appropriation from amounts on deposit in the Revenue Bond Tax Fund sufficient to pay financing agreement payments when due. Revenue Bond Tax Fund Receipts are expected to exceed the amounts necessary to pay financing agreement payments. In addition, in the event that the State Legislature fails to provide an appropriation, the Enabling Act requires that all of the receipts from the Withholding Component shall continue to be deposited in the Revenue Bond Tax Fund until amounts on deposit in the Revenue Bond Tax Fund equal the greater of 25 percent of the annual New York State Personal Income Tax Receipts or six billion dollars (\$6,000,000,000). The Enabling Act prohibits the transfer of moneys in the Revenue Bond Tax Fund to any other fund or account or the use of such moneys by the State for any other purpose (other than to make financing agreement payments from appropriated amounts, and except, if necessary, for payments authorized to be made to the holders of State general obligation debt) until such time as the required appropriations and all required financing agreement payments have been made to the trustees on behalf of each Authorized Issuer. The State Legislature may not be bound in advance to make an appropriation, and there can be no assurances that the State Legislature will appropriate the necessary funds as anticipated. Nothing shall be deemed to restrict the right of the State to amend, repeal, modify or otherwise alter statutes imposing or relating to the taxes imposed pursuant to Article 22 of the Tax Law.

All payments required by financing agreements entered into by the State shall be executory only to the extent of the revenues available in the Revenue Bond Tax Fund. The obligation of the State to make financing agreement payments is subject to the State Legislature making annual appropriations for such purpose and such obligation does not constitute or create a debt of the State, nor a contractual obligation in excess of the amounts appropriated therefor. In addition, the State has no continuing legal or moral obligation to appropriate money for payments due under any financing agreement.

**State Personal Income Tax Revenue Bonds shall not be a debt of the State and the State shall not be liable thereon, nor shall State Personal Income Tax Revenue Bonds be payable out of any funds other than those pledged therefor. Neither the faith and credit nor the taxing power of the State is pledged to the payment of the principal of, premium, if any, or interest on State Personal Income Tax Revenue Bonds.**

Pursuant to the Enabling Act, Revenue Bond Tax Fund Receipts which have been set aside to pay when due the financing agreement payments of all Authorized Issuers shall remain in the Revenue Bond Tax Fund until they are appropriated and used to make financing agreement payments. However, the Enabling Act also provides that the use of such Revenue Bond Tax Fund Receipts by the State Comptroller is “subject to the rights of holders of debt of the state” (i.e., general obligation bondholders who benefit from the faith and credit pledge of the State). Pursuant to Article VII Section 16 of the State Constitution, if at any time the State Legislature fails to make an appropriation for general obligation debt service, the State Comptroller is required to set apart from the first revenues thereafter received, applicable to the General Fund, sums sufficient to pay debt service on such general obligation debt. In the event that such revenues and other amounts in the General Fund are insufficient to so pay State general obligation bondholders, the State may also use amounts on deposit in the Revenue Bond Tax Fund as well as other funds to pay debt service on State general obligation bonds.

The Division of the Budget is not aware of any existing circumstances that would cause Revenue Bond Tax Fund Receipts to be used to pay debt service on State general obligation bonds in the future. The Director of the Budget believes that any failure by the State Legislature to make annual

appropriations as contemplated would have a serious impact on the ability of the State and the Authorized Issuers to issue State-supported bonds to raise funds in the public credit markets.

### **Additional Bonds**

As provided in each general resolution, except as provided in the next paragraph with respect to certain Refunding Bonds, additional State Personal Income Tax Revenue Bonds may be issued by the related Authorized Issuer, provided that the amount of Revenue Bond Tax Fund Receipts for any 12 consecutive calendar months ended not more than six months prior to the date of such calculation, as certified by the Director of the Budget, is at least 2.0 times the maximum Calculated Debt Service on all Outstanding State Personal Income Tax Revenue Bonds, the State Personal Income Tax Revenue Bonds proposed to be issued, and any additional amounts payable with respect to parity reimbursement obligations.

The General Resolution also provides that additional Bonds may be issued to refund Outstanding Bonds either by meeting the debt service coverage test described above, or, in the alternative, by demonstrating that maximum annual debt service on all Outstanding Bonds will not increase as a result of such refunding.

For additional information, see “APPENDIX B—SUMMARY OF CERTAIN PROVISIONS OF THE GENERAL RESOLUTION – Summary of Certain Provisions of the State Personal Income Tax Revenue Bonds Standard Resolution Provisions – Special Provisions for Additional Bonds” and “–Refunding Bonds.”

### **Parity Reimbursement Obligations**

An Authorized Issuer, including DASNY, may incur Parity Reimbursement Obligations (as defined in each respective general resolution, including the General Resolution) pursuant to the terms of its general resolution which, subject to certain exceptions, would be secured by a pledge of, and a lien on, the pledged property on a parity with the lien created by the related general resolution with respect to bonds issued thereunder. A Parity Reimbursement Obligation may be incurred in connection with obtaining a Credit Facility and represents the obligation to repay amounts advanced under the Credit Facility. It may include interest calculated at a rate higher than the interest rate on the related State Personal Income Tax Revenue Bonds and may be secured by a pledge of, and a lien on, pledged property on a parity with the lien created by the general resolution for the State Personal Income Tax Revenue Bonds only to the extent that principal amortization requirements of the Parity Reimbursement Obligation are equal to the amortization requirements for the related State Personal Income Tax Revenue Bonds, without acceleration. See “APPENDIX B — SUMMARY OF CERTAIN PROVISIONS OF THE GENERAL RESOLUTION.”

### **Certain Covenants of the State**

Pursuant to the general resolutions, the State pledges and agrees with the holders of State Personal Income Tax Revenue Bonds, Bond Anticipation Notes, Parity Reimbursement Obligations or other obligations issued or incurred thereunder that the State will not in any way impair the rights and remedies of holders of such State Personal Income Tax Revenue Bonds, Bond Anticipation Notes, Parity Reimbursement Obligations or other obligations until such State Personal Income Tax Revenue Bonds, Bond Anticipation Notes, Parity Reimbursement Obligations or other obligations issued or incurred thereunder, together with interest thereon, with interest, if any, on any unpaid installments of interest and all costs and expenses in connection with any action or proceeding by or on behalf of the holders are fully met and discharged.

Pursuant to the Enabling Act and the general resolutions, nothing shall be deemed to restrict the right of the State to amend, repeal, modify or otherwise alter statutes imposing or relating to the State personal income taxes imposed pursuant to Article 22 of the Tax Law. An Event of Default under the general resolutions would not occur solely as a result of the State exercising its right to amend, repeal, modify or otherwise alter the statutes imposing or relating to such taxes. However, the Director of the Budget believes that any materially adverse amendment, modification or alteration of, or the repeal of, statutes imposing or related to the State personal income tax imposed pursuant to Article 22 of the Tax Law could have a serious impact on the flow of New York State Personal Income Tax Receipts to the Revenue Bond Tax Fund, the ability of the Authorized Issuers to issue Additional State Personal Income Tax Revenue Bonds and the marketability of outstanding State Personal Income Tax Revenue Bonds.

### **Reservation of State's Right to Substitute Credit**

Pursuant to the Enabling Act, the State reserves the right, upon amendment of the State Constitution to permit the issuance of State Revenue Bonds, which may be payable from or secured by revenues that may include the Revenues pledged under the general resolutions, (i) to assume, in whole or in part, State Personal Income Tax Revenue Bonds, (ii) to extinguish the existing lien on the pledged property created under the general resolutions, and (iii) to substitute security for State Personal Income Tax Revenue Bonds, in each case only so long as the assumption, extinguishment and substitution is accomplished in accordance with either of two provisions of the general resolutions. (For these purposes, any State Personal Income Tax Revenue Bonds paid or deemed to have been paid in accordance with the applicable general resolution on or before the date of any assumption, extinguishment and substitution are not to be taken into account in determining compliance with those provisions.) The first provision of the general resolutions is intended to permit an assumption, extinguishment and substitution, without any right of consent of Bondholders or other parties, if certain conditions are satisfied. The second provision of the general resolutions permitting such an assumption, extinguishment and substitution is intended to permit a broader range of changes with the consent of issuers of Credit Facilities and the consent of certain Bondholders. It provides that any such assumption, extinguishment and substitution may be effected if certain conditions are satisfied.

In the event a constitutional amendment becomes a part of the State Constitution, there can be no assurance that the State will exercise its rights of assumption, extinguishment, and substitution with respect to State Personal Income Tax Revenue Bonds. There can be no assurance that DASNY or any other Authorized Issuer would be the issuer of any such State Revenue Bonds upon any such assumption, extinguishment and substitution and, if not DASNY or any other Authorized Issuer, the issuer of such State Revenue Bonds could be the State or another public entity.

See “APPENDIX B—SUMMARY OF CERTAIN PROVISIONS OF THE GENERAL RESOLUTION—Summary of Certain Provisions of the State Personal Income Tax Revenue Bonds Standard Resolution Provisions—Reservation of State Rights of Assumption, Extinguishment and Substitution.”

[REMAINDER OF PAGE INTENTIONALLY LEFT BLANK]



## **PART 4—SOURCES OF NEW YORK STATE PERSONAL INCOME TAX RECEIPTS FOR THE REVENUE BOND TAX FUND**

### **General History of the State Personal Income Tax**

In 1919, New York State became the seventh state to enact a personal income tax. The present system of conformity to Federal tax law with respect to income and deductions was adopted in 1960. The personal income tax is New York's largest source of tax revenue and consistently accounts for more than one-half of all State tax receipts.

The State's personal income tax structure adheres closely to the definitions of adjusted gross income and itemized deductions used for Federal personal income tax purposes, with certain modifications, such as: (1) the inclusion of investment income from debt instruments issued by other states and municipalities and the exclusion of income on certain Federal obligations; and (2) the exclusion of pension income received by Federal, New York State and local government employees, private pension and annuity income up to \$20,000 (\$40,000 for married couples filing jointly), and any Social Security income and refunds otherwise included in Federal adjusted gross income.

Changes in Federal tax law from time to time may positively or negatively affect the amount of personal income tax receipts collected by the State. State Tax Law changes may also impact personal income tax receipts by authorizing a wide variety of credits against the personal income tax liability of taxpayers.

Major tax credits include: Empire State Child Credit (enacted and effective in 2006); Earned Income Tax Credit; Child and Dependent Care Credit; Household Credit; College Tuition Credit; Long-term Care Insurance Credit; Investment Credits; and, Empire Zone Credits.

### **Personal Income Tax Rates**

Taxable income equals New York adjusted gross income ("AGI") less deductions and exemptions. The tax provides separate rate schedules for married couples, single individuals and heads of households. For the 1989 through 1994 tax years, the State income tax was imposed at rates ranging from 4.0 percent to 7.875 percent on the taxable income of individuals, estates and trusts. For taxpayers with \$100,000 or more of AGI, the savings from graduated marginal tax rates is recaptured through a supplementary mechanism in effect since 1991. Beginning in 1995, a major personal income tax cut program was phased in over three years which cut the top State personal income tax rate from 7.875 to 6.85 percent. For tax years 1997 through 2002, New York imposed a graduated income tax with rates ranging between 4.0 and 6.85 percent of taxable income. Legislation enacted with the 2003 04 Budget temporarily added two additional top brackets for the 2003 through 2005 tax years. For tax years 2006 through 2008, the rate schedules reverted to the rate schedule in effect for the 2002 tax year. For tax years 2009 through 2011, a temporary tax rate increase applied, which added two additional rates and brackets. The following tables set forth the rate schedules for tax years 2017 through 2019 and for tax years after 2019, which are the same as the tax year 2017 schedule except that (i) the 8.82 percent top rate bracket expires and (ii) middle class tax rates are phased-in between tax years 2018 and 2025.

## New York State Personal Income Tax Rates for Tax Years 2017 Through 2019

### Married Filing Jointly and Qualified Widow(er)

#### Taxable Income:

	Tax <sup>±</sup>
Not over \$17,150 .....	4% of taxable income
Over \$17,150 but not over \$23,600 .....	\$686 plus 4.50% of excess over \$17,150
Over \$23,600 but not over \$27,900 .....	\$976 plus 5.25% of excess over \$23,600
Over \$27,900 but not over \$43,000 .....	\$1,202 plus 5.90% of excess over \$27,900
Over \$43,000 but not over \$161,550 .....	\$2,093 plus 6.45% of excess over \$43,000
Over \$161,550 but not over \$323,200 .....	\$9,739 plus 6.65% of excess over \$161,550
Over \$323,200 but not over \$2,155,350 .....	\$20,489 plus 6.85% of excess over \$323,200
Over \$2,155,350 .....	\$145,991 plus 8.82% of excess over \$2,155,350

### Single, Married Filing Separately, Estates and Trusts

#### Taxable Income:

Not over \$8,500 .....	4% of taxable income
Over \$8,500 but not over \$11,700 .....	\$340 plus 4.50% of excess over \$8,500
Over \$11,700 but not over \$13,900 .....	\$484 plus 5.25% of excess over \$11,700
Over \$13,900 but not over \$21,400 .....	\$600 plus 5.90% of excess over \$13,900
Over \$21,400 but not over \$80,650 .....	\$1,042 plus 6.45% of excess over \$21,400
Over \$80,650 but not over \$215,400 .....	\$4,864 plus 6.65% of excess over \$80,650
Over \$215,400 but not over \$1,077,550 .....	\$13,825 plus 6.85% of excess over \$215,400
Over \$1,077,550 .....	\$72,882 plus 8.82% of excess over \$1,077,550

### Head of Household

#### Taxable Income:

Not over \$12,800 .....	4% of taxable income
Over \$12,800 but not over \$17,650 .....	\$512 plus 4.50% of excess over \$12,800
Over \$17,650 but not over \$20,900 .....	\$730 plus 5.25% of excess over \$17,650
Over \$20,900 but not over \$32,200 .....	\$901 plus 5.90% of excess over \$20,900
Over \$32,200 but not over \$107,650 .....	\$1,568 plus 6.45% of excess over \$32,200
Over \$107,650 but not over \$269,300 .....	\$6,434 plus 6.65% of excess over \$107,650
Over \$269,300 but not over \$1,616,450 .....	\$17,184 plus 6.85% of excess over \$269,300
Over \$1,616,450 .....	\$109,464 plus 8.82% of excess over \$1,616,450

<sup>±</sup> A supplemental income tax recaptures the savings due to graduated marginal tax rates such that, for example, when a taxpayer's AGI exceeds \$2,205,350 for married filing jointly taxpayers in tax years 2017 through 2019, all taxable income becomes effectively subject to a flat 8.82 percent tax rate. Furthermore, the marginal tax rates between 6.45 percent and 6.65 percent are gradually phased-in to rates between 6.21 percent and 6.49 percent between tax years 2017 and 2019.

## New York State Personal Income Tax Rates for Tax Years After 2019 and Before 2025

### Married Filing Jointly

#### Taxable Income:

	Tax <sup>±</sup>
Not over \$17,150 .....	4% of taxable income
Over \$17,150 but not over \$23,600 .....	\$686 plus 4.50% of excess over \$17,150
Over \$23,600 but not over \$27,900 .....	\$976 plus 5.25% of excess over \$23,600
Over \$27,900 but not over \$43,000 .....	\$1,202 plus 5.90% of excess over \$27,900
Over \$43,000 but not over \$161,550 .....	\$2,093 plus 6.09% of excess over \$43,000
Over \$161,550 but not over \$323,200 .....	\$9,313 plus 6.41% of excess over \$161,550
Over \$323,200 .....	\$19,674 plus 6.85% of excess over \$323,200

### Single, Married Filing Separately, Estates and Trusts

#### Taxable Income:

Not over \$8,500 .....	4% of taxable income
Over \$8,500 but not over \$11,700 .....	\$340 plus 4.50% of excess over \$8,500
Over \$11,700 but not over \$13,900 .....	\$484 plus 5.25% of excess over \$11,700
Over \$13,900 but not over \$21,400 .....	\$600 plus 5.90% of excess over \$13,900
Over \$21,400 but not over \$80,650 .....	\$1,042 plus 6.09% of excess over \$21,400
Over \$80,650 but not over \$215,400 .....	\$4,650 plus 6.41% of excess over \$80,650
Over \$215,400 .....	\$13,288 plus 6.85% of excess over \$215,400

### Head of Household

#### Taxable Income:

Not over \$12,800 .....	4% of taxable income
Over \$12,800 but not over \$17,650 .....	\$512 plus 4.50% of excess over \$12,800
Over \$17,650 but not over \$20,900 .....	\$730 plus 5.25% of excess over \$17,650
Over \$20,900 but not over \$32,200 .....	\$901 plus 5.90% of excess over \$20,900
Over \$32,200 but not over \$107,650 .....	\$1,568 plus 6.09% of excess over \$32,200
Over \$107,650 but not over \$269,300 .....	\$6,162 plus 6.41% of excess over \$107,650
Over \$269,300 .....	\$16,524 plus 6.85% of excess over \$269,300

<sup>±</sup> A supplemental income tax recaptures the savings due to graduated marginal tax rates such that when a taxpayer's AGI exceeds \$373,200 for married filing jointly taxpayers for tax years after 2019, all taxable income becomes effectively subject to a flat 6.85 percent tax rate. Furthermore, the marginal tax rates between 5.9 percent and 6.41 percent are gradually phased-in to rates between 5.5 percent and 6 percent between tax years 2020 and 2025.

## New York State Personal Income Tax Rates for Tax Years 2025 and Thereafter

### Married Filing Jointly

Taxable Income:

	Tax <sup>±</sup>
Not over \$17,150 .....	4% of taxable income
Over \$17,150 but not over \$23,600 .....	\$686 plus 4.50% of excess over \$17,150
Over \$23,600 but not over \$27,900 .....	\$976 plus 5.25% of excess over \$23,600
Over \$27,900 but not over \$161,550 .....	\$1,202 plus 5.50% of excess over \$27,900
Over \$161,550 but not over \$323,200 .....	\$8,553 plus 6.00% of excess over \$161,550
Over \$323,200 .....	\$18,252 plus 6.85% of excess over \$323,200

### Single, Married Filing Separately, Estates and Trusts

Taxable Income:

Not over \$8,500 .....	4% of taxable income
Over \$8,500 but not over \$11,700 .....	\$340 plus 4.50% of excess over \$8,500
Over \$11,700 but not over \$13,900 .....	\$484 plus 5.25% of excess over \$11,700
Over \$13,900 but not over \$80,650 .....	\$600 plus 5.50% of excess over \$13,900
Over \$80,650 but not over \$215,400 .....	\$4,271 plus 6.00% of excess over \$80,650
Over \$215,400 .....	\$12,356 plus 6.85% of excess over \$215,400

### Head of Household

Taxable Income:

Not over \$12,800 .....	4% of taxable income
Over \$12,800 but not over \$17,650 .....	\$512 plus 4.50% of excess over \$12,800
Over \$17,650 but not over \$20,900 .....	\$730 plus 5.25% of excess over \$17,650
Over \$20,900 but not over \$107,650 .....	\$901 plus 5.50% of excess over \$20,900
Over \$107,650 but not over \$269,300 .....	\$5,672 plus 6.00% of excess over \$107,650
Over \$269,300 .....	\$15,371 plus 6.85% of excess over \$269,300

<sup>±</sup> A supplemental income tax recaptures the savings due to graduated marginal tax rates such that when a taxpayer's AGI exceeds \$373,200 for married filing jointly taxpayers for tax years after 2019, all taxable income becomes effectively subject to a flat 6.85 percent tax rate.

## Components of the Personal Income Tax

The components of personal income tax liability include withholding, estimated payments, final returns, delinquencies and refunds. Taxpayers prepay their tax liability through payroll withholding taxes imposed by Section 671 of Article 22 of the Tax Law (the "Withholding Component") and estimated taxes imposed by Section 685 of Article 22 of the Tax Law. The New York State Department of Taxation and Finance collects the personal income tax from employers and individuals and reports the amount collected to the State Comptroller, who deposits collections net of overpayments and administrative costs.

Initiated in 1959, withholding tax is the largest component of income tax collections. New York requires employers to withhold and remit personal income taxes on wages, salaries, bonuses, commissions and similar income. The amount of withholding varies with the rates, deductions and exemptions. Under current law, employers must remit withholding liability within three business days after each payroll once the cumulative amount of liability reaches \$700. Certain small businesses and educational and health care organizations may make their withholding remittance within five business days, and employers with less than \$700 of withheld tax can remit it on a quarterly basis. Large employers (aggregate tax of more than \$100,000 per year) must make timely payment by electronic funds transfer or by certified check.

## Revenue Bond Tax Fund Receipts

The Enabling Act provides that 25 percent of the receipts from the New York State personal income tax imposed by Article 22 of the Tax Law which are deposited pursuant to Section 171-a of the Tax Law ("New York State Personal Income Tax Receipts") shall be deposited in the Revenue Bond Tax Fund. Such New York State Personal Income Tax Receipts currently exclude refunds paid to taxpayers. Legislation enacted in 2007 and effective April 1, 2007 increased deposits to the Revenue Bond Tax Fund by amending the Enabling Act to provide that deposits to the Revenue Bond Tax Fund be calculated before the deposit of New York State Personal Income Tax Receipts to the STAR Fund. Moneys in the STAR Fund are used to reimburse school districts for school tax reductions and property tax rebates provided to homeowners and to reimburse The City of New York for personal income tax reductions

enacted as part of the School Tax Relief program. The Debt Reduction Reserve Fund was established in State Fiscal Year 1998-99 to reserve onetime available resources to defease certain State-supported debt, pay debt service costs or pay cash for capital projects that would otherwise be financed with State-supported debt. In State Fiscal Years 2000-01 and 2001-02, \$250 million was deposited from New York State Personal Income Tax Receipts to the Debt Reduction Reserve Fund. New York State Personal Income Tax Receipts for State Fiscal Years 2000-01 and 2001-02 exclude deposits to the Debt Reduction Reserve Fund. There were no deposits of New York State Personal Income Tax Receipts to the Debt Reduction Reserve Fund thereafter.

Beginning on the first day of each month, the Enabling Act requires the State Comptroller to deposit in the Revenue Bond Tax Fund all of the receipts from the Withholding Component until an amount equal to 25 percent of estimated monthly New York State Personal Income Tax Receipts has been deposited into the Revenue Bond Tax Fund (the “Revenue Bond Tax Fund Receipts”).

The following table sets forth certain historical and projected information concerning New York State Personal Income Tax Receipts, the Withholding Component, and deposits to the Revenue Bond Tax Fund from State Fiscal Years 2007-08 through 2017-18.

**NYS Personal Income Tax Receipts, Withholding Components and  
State Revenue Bonds Tax Fund Receipts  
State Fiscal Years 2007-08 through 2017-18**

<u>State Fiscal Year</u>	<u>New York State Personal Income Tax Receipts</u>	<u>Withholding Component</u>	<u>Withholding/State Personal Income Tax Receipts</u>	<u>Revenue Bond Tax Fund Receipts*</u>
2007-08.....	\$36,563,948,528	\$28,440,134,437	77.8%	\$ 9,140,987,132
2008-09.....	36,840,019,400	27,686,157,203	75.2	9,210,004,850
2009-10.....	34,751,381,665	29,443,180,489	84.7	8,687,845,416
2010-11.....	36,209,215,560	31,240,169,745	86.3	9,052,303,890
2011-12.....	38,767,826,942	31,198,971,588	80.5	9,691,956,736
2012-13.....	40,226,714,989	31,957,653,106	79.4	10,056,678,747
2013-14.....	42,960,774,915	33,367,555,788	77.7	10,740,193,729
2014-15.....	43,709,833,323	34,906,793,775	79.9	10,927,458,331
2015-16.....	47,055,282,776	36,549,037,064	77.7	11,763,820,694
2016-17.....	47,565,878,296	37,523,891,435	78.9	11,891,469,574
2017-18 (est.).....	49,382,000,000	39,459,000,000	79.9	12,345,500,000

For State Fiscal Year 2016-17, New York State Personal Income Tax Receipts totaled approximately \$47.6 billion and accounted for approximately 64 percent of State tax receipts in all State Funds. The FY 2018 First Quarterly Update Financial Plan estimates that total New York State Personal Income Tax Receipts (net of refunds to taxpayers but before deposits to the STAR Fund) will increase by 3.8% to \$49.4 billion in State Fiscal Year 2017-18.

Total State personal income tax receipts (as distinguished from New York State Personal Income Tax Receipts as defined herein and presented in the table above) estimates are based on the State personal income tax liability estimated by the Division of the Budget for each of the relevant tax years and the patterns of receipts and refunds for each tax year. Such tax year liability estimates are, in turn, based largely on forecasts of State adjusted gross income, with adjustments made for legislative changes (see “—General History of the State Personal Income Tax” above) that will affect each year’s tax liability. **The level of total State personal income tax receipts is necessarily dependent upon economic and demographic conditions in the State, and therefore there can be no assurance that historical data with respect to total State personal income tax receipts will be indicative of future receipts.** Since the institution of the modern income tax in New York in 1960, total personal income tax receipts have

fallen six times on a year-over-year basis, in State Fiscal Years 1964-65, 1971-72, 1977-78, 1990-91, 2002-03, and 2009-10.

For a more detailed discussion of the general economic and financial condition of the State and its projection of personal income tax receipts, see “APPENDIX A—INFORMATION CONCERNING THE STATE OF NEW YORK.”

The following table shows the pattern of State adjusted gross income growth and personal income tax liability for tax years 2008 through 2017.

**NYS Adjusted Gross Income (AGI) and Personal Income Tax Liability 2008 to 2017\***

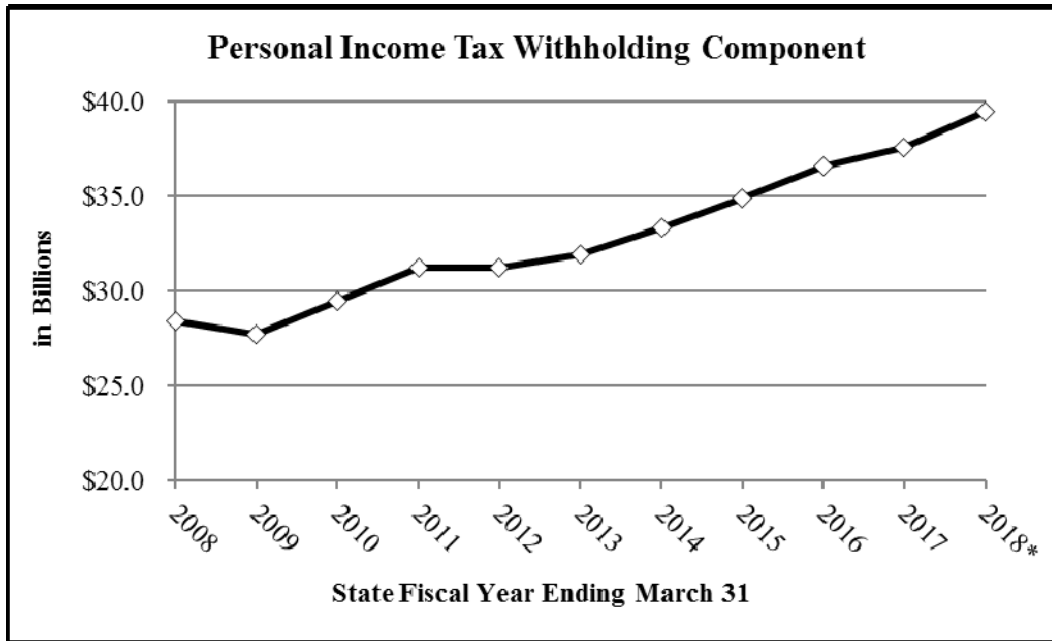
<u>Tax Year</u>	<u>NYS AGI</u>	<u>Percent Change</u>	<u>Personal Income Tax Liability</u>	<u>Percent Change</u>
			(\$ in millions)	
2008.....	\$662,053	(8.7)%	\$31,621	(10.2)%
2009.....	596,471	(9.9)	31,162	(1.5)
2010.....	638,855	7.1	34,834	11.8
2011.....	657,298	2.9	36,296	4.2
2012.....	714,698	8.7	38,046	4.8
2013.....	714,046	(0.1)	37,331	(1.8)
2014.....	776,477	8.7	41,910	12.3
2015 (est.).....	806,136	3.8	43,519	3.8
2016 (proj.).....	801,706	(0.5)	42,853	(1.5)
2017 (proj.).....	853,842	6.5	47,018	9.7

\* NYS AGI and Personal Income Tax Liability reflect amounts reported on timely filed individual returns, and therefore do not include tax paid by fiduciaries or through audits.

The table indicates that under the State’s progressive income tax structure with graduated tax rates, tax liability generally changes at a faster percentage rate than adjusted gross income, absent major law changes or economic events. Beginning in tax year 2003, tax liability and adjusted gross income grew for five consecutive years, as the State economy recovered and entered a robust period of expansion. With the onset of the national recession and the financial crisis, adjusted gross income and tax liability fell in tax years 2008 and 2009. The tax year 2009 decline in liability is significantly smaller than that in adjusted gross income due to the enactment of a temporary tax rate increase for wealthier taxpayers that was in effect from tax years 2009 to 2011. In December 2011, tax reform legislation was enacted for the period from tax years 2012 through 2014, lowering tax rates for millions of taxpayers. These rates were subsequently extended through tax year 2017 in the 2013-14 Enacted Budget.

The FY 2018 First Quarterly Update Financial Plan estimates that tax year 2015 personal income tax liability totalled \$43.5 billion, increasing 3.8 percent over the prior year. Personal income tax liability is projected to decrease by 1.5 percent to \$42.8 billion in tax year 2016 before rebounding to \$47.0 billion, an 9.7 percent increase, in the 2017 tax year.

The following graph shows the history of withholding receipts since State Fiscal Year 2008-09. Like overall adjusted gross incomes and tax liabilities, withholding has steadily increased each year with the exception of State Fiscal Year 2011-12, due to the expiration of the temporary tax surcharge that applied to tax years 2009 through 2011. Withholding receipts for State Fiscal Year 2017-18 are estimated to be \$1.9 billion (5.2 percent) higher compared to State Fiscal Year 2016-17.



\* Estimated.

For a discussion of the general economic and financial condition of the State, see “APPENDIX A —INFORMATION CONCERNING THE STATE OF NEW YORK.”

### Debt Service Coverage

The following table sets forth (1) Revenue Bond Tax Fund Receipts for a twelve consecutive calendar month period ended not more than six months prior to the date of such calculation, (2) maximum Calculated Debt Service on the outstanding State Personal Income Tax Revenue Bonds, including the debt service on the Series 2017 Bonds, and (3) resulting debt service coverage. There can be no assurance that actual Revenue Bond Tax Fund Receipts will not be less than the amounts collected during the calculation period, as a result of numerous factors affecting Personal Income Tax Receipts that cannot be predicted at this time.

#### Debt Service Coverage on State Personal Income Tax Revenue Bonds (Dollars in Thousands)

Revenue Bond Tax Fund Receipts .....	\$11,891,500
Maximum Calculated Debt Service .....	\$3,372,601
Debt Service Coverage.....	3.5x

### Projected Debt Service Coverage

Based upon the assumptions used in preparing the following table (also included in the Annual Information Statement of the State of New York dated June 20, 2017), including assumed average State Personal Income Tax Revenue Bond issuances of approximately \$5.1 billion annually over the next four years, State Personal Income Tax Revenue Bond debt service coverage based only upon the Revenue Bond Fund’s receipt of the New York State Personal Income Tax Receipts is expected to decline from 3.5 times in State Fiscal Year 2017-18 to 2.8 times in State Fiscal Year 2020-21.

**Projected Debt Service Coverage on State Personal Income Tax Revenue Bonds**  
**State Fiscal Years 2017-18 through 2020-21**  
**(Dollars in Thousands)**

	<b>FY 2017-18</b>	<b>FY 2018-19</b>	<b>FY 2019-20</b>	<b>FY 2020-21</b>
Projected Revenue Bond Tax Fund Receipts	\$12,345,732	\$12,968,345	\$13,479,638	\$13,866,650
Projected New State Personal Income Tax Revenue Bonds Issuances	3,962,316	6,184,519	5,448,640	4,705,444
Projected Total State Personal Income Tax Revenue Bonds Outstanding	34,123,461	38,390,957	41,588,327	43,781,196
Projected Maximum Annual Debt Service	3,575,896	4,117,724	4,616,050	5,036,262
Projected Debt Service Coverage	3.5x	3.1x	2.9x	2.8x

Additional State Personal Income Tax Revenue Bonds may be issued, subject to satisfaction of a 2.0 times debt service coverage test. All State Personal Income Tax Revenue Bonds issued by any Authorized Issuer will be on a parity with each other as to payments from the Revenue Bond Tax Fund, subject to annual appropriation by the State Legislature. See “PART 3—SECURITY AND SOURCES OF PAYMENT FOR STATE PERSONAL INCOME TAX REVENUE BONDS – Additional Bonds.”

**PART 5—DESCRIPTION OF THE SERIES 2017 BONDS**

**General**

The Series 2017 Bonds will bear interest, computed on the basis of a 360-day year and 30-day month, from their date of delivery. Interest on the Series 2017 Bonds is payable February 15, 2018 and on each August 15 and February 15 thereafter at the rates set forth on the inside cover page of this Official Statement. The Series 2017 Bonds will be issued in denominations of \$5,000 or any integral multiple thereof.

The Series 2017 Bonds will be issued under a book-entry only system, and will be registered in the name of Cede & Co., as nominee for The Depository Trust Company (“DTC”), New York, New York, which will act as bond depository for the Series 2017 Bonds. Principal or redemption price of and interest on the Series 2017 Bonds are payable by U.S. Bank National Association, as Trustee and Paying Agent, to Cede & Co., so long as Cede & Co. is the registered owner of the Series 2017 Bonds, as nominee for DTC, which will, in turn, remit such principal and interest to the DTC Participants for subsequent disbursement to the Beneficial Owners (See “PART 9—BOOK-ENTRY ONLY SYSTEM” below).

**Optional Redemption**

***Series 2017B Bonds***

The Series 2017B Bonds maturing on or before February 15, 2027 are not subject to optional redemption prior to maturity. The Series 2017B Bonds maturing after February 15, 2027 are subject to optional redemption prior to maturity on or after August 15, 2027, in any order, at the option of DASNY, as a whole or in part at any time, at a redemption price of par, plus accrued interest to the redemption date.

***Series 2017C Bonds***

The Series 2017C Bonds maturing on or before February 15, 2027 are not subject to optional redemption prior to maturity. The Series 2017C Bonds maturing after February 15, 2027 are subject to optional redemption prior to maturity on or after August 15, 2027 in any order, at the option of DASNY,

as a whole or in part at any time, at a redemption price of par, plus accrued interest to the redemption date.

### ***Series 2017D Bonds***

The Series 2017D Bonds are subject to optional redemption prior to maturity as a whole or in part, at the option of DASNY, on any Business Day, at the Make-Whole Redemption Price.

The “Make-Whole Redemption Price” is the greater of (i) 100% of the principal amount of the Series 2017D Bonds to be redeemed and (ii) the sum of the present value of the remaining scheduled payments of principal and interest to the maturity date of the Series 2017D Bonds to be redeemed, not including any portion of those payments of interest accrued and unpaid as of the date on which the Series 2017D Bonds are to be redeemed, discounted to the date on which the Series 2017D Bonds are to be redeemed on a semi-annual basis, assuming a 360-day year consisting of twelve 30-day months, at the adjusted Treasury Rate (as defined below) plus 10 basis points, plus, in each case, accrued and unpaid interest on the Series 2017D Bonds to be redeemed on the redemption date.

The “Treasury Rate” is, as of any redemption date, the yield to maturity as of such redemption date of United States Treasury securities with a constant maturity (as compiled and published in the most recent Federal Reserve Statistical Release H.15 (519) that has become publicly available at least two Business Days prior to the redemption date (excluding inflation indexed securities) (or, if such Statistical Release is no longer published, any publicly available source of similar market data)) most nearly equal to the period from the redemption date to the maturity date of the Series 2017D Bonds to be redeemed; provided, however, that if the period from the redemption date to such maturity date is less than one year, the weekly average yield on actually traded United States Treasury securities adjusted to a constant maturity of one year will be used.

### **Extraordinary Mandatory Redemption of Series 2017C Bonds**

The Series 2017C Bonds are also subject to extraordinary mandatory redemption prior to maturity, in whole or in part, at any time, by lot among Series 2017C Bonds of the same maturity, at the redemption price of par, plus accrued interest to the redemption date, in the event (i) moneys derived from the net proceeds of insurance or condemnation awards have been deposited in the Debt Service Fund with respect to the voluntary agency facilities financed with proceeds of the Series 2017C Bonds, or (ii) moneys derived as a result of a default by a voluntary agency receiving a loan from proceeds of the Series 2017C Bonds have been deposited in the Debt Service Fund.

The Series 2017C Bonds are also subject to extraordinary mandatory redemption prior to maturity, in whole or in part, at any time, by lot among Series 2017C Bonds of the same maturity, at the applicable Redemption Price (defined below), plus accrued interest to the redemption date, in the event moneys not used to make loans to finance the voluntary agency facilities are on deposit in the Bond Proceeds Fund or the Debt Service Fund. The Redemption Price, expressed as a percent, as of a redemption date will be equal to: (A) in the case of a Series 2017C Bond initially sold with original issue premium, the present value of the remaining payments of principal of and interest on such Series 2017C Bond to be redeemed (not including any portion of those payments of interest accrued and unpaid as of the redemption date), discounted to the redemption date on a semi-annual basis (assuming a 360-day year consisting of twelve 30-day months) at the initial offering yield of such Series 2017C Bond, as shown on the inside cover of this Official Statement, divided by the principal amount of such Series 2017C Bond to be redeemed; such Redemption Price determined by assuming that the principal of such Series 2017C Bond to be redeemed is paid at the earlier of maturity or the first optional redemption date for the Series 2017C Bonds (if applicable), as described above, or (B) in the case of a Series 2017C Bond initially sold at par or a discount, 100% of the principal amount of such Series 2017C Bond.



If fewer than all of the Series 2017C Bonds of the same maturity are to be redeemed, the particular Series 2017C Bonds of such maturity to be redeemed will be determined as set forth below under “—Selection of Bonds to be Redeemed; Notice of Redemption.”

### **Selection of Bonds to be Redeemed; Notice of Redemption**

In the case of redemptions of Series 2017B Bonds or Series 2017C Bonds at the option of DASNY, DASNY will select the maturities of the Series 2017B Bonds or Series 2017C Bonds to be redeemed.

If less than all of the Series 2017B Bonds or Series 2017C Bonds of a maturity are to be redeemed, the Trustee shall assign to each Outstanding Series 2017B Bond or Series 2017C Bond of such maturity to be redeemed a distinctive number for each unit of the principal amount of such Series 2017B Bonds or Series 2017C Bonds, equal to the lowest denomination in which such Series 2017B Bonds or Series 2017C Bonds are authorized to be issued and shall select by lot, using such method of selection as it shall deem proper in its discretion, from the numbers assigned to such Series 2017B Bonds or Series 2017C Bonds, as many numbers as, at such unit amount equal to the lowest denomination in which such Series 2017B Bonds or Series 2017C Bonds are authorized to be issued for each number, shall equal the principal amount of such Series 2017B Bonds or Series 2017C Bonds to be redeemed.

In the case of optional redemption of the Series 2017D Bonds, if less than all of the Series 2017D Bonds are to be redeemed, the particular Series 2017D Bonds or portions thereof to be redeemed are to be selected on a “Pro Rata Pass-Through Distribution of Principal” basis in accordance with DTC operational procedures then in effect. Such procedures currently provide for adjustment of the principal by a factor provided by the Trustee. If the Trustee does not provide the necessary information or does not identify the redemption as on a “Pro Rata Pass-Through Distribution of Principal” basis, the Series 2017D Bonds will be selected for redemption in accordance with DTC procedures by lot. It is expected that redemption allocations to be made by DTC, the DTC Participants or such other intermediaries that may exist between DASNY and the owners of the Series 2017D Bonds would be made on a “Pro Rata Pass-Through Distribution of Principal” basis as described above. However, no assurance can be provided that DTC, the DTC Participants or any other intermediaries will allocate redemptions among the owners on such basis. If operational procedures of DTC (or of any successor depository) do not allow for the redemption of the Series 2017D Bonds on a “Pro Rata Pass-Through Distribution of Principal” basis, the Series 2017D Bonds will be selected for redemption by lot.

Any notice of redemption of the Series 2017 Bonds may state that it is conditional upon receipt by the Trustee of money sufficient to pay the Redemption Price of such Series 2017 Bonds or upon the satisfaction of any other condition, or that it may be rescinded upon the occurrence of any other event, and any conditional notice so given may be rescinded at any time before payment of such Redemption Price if any such condition so specified is not satisfied or if any such other event occurs. Notice of such rescission shall be given by the Trustee to affected Bondholders as promptly as practicable upon the failure of such condition or the occurrence of such other event.

When the Trustee shall have received notice from DASNY that Series 2017 Bonds are to be redeemed, the Trustee shall give notice, in the name of DASNY, of the redemption of such Series 2017 Bonds, which notice shall specify the Series 2017 Bonds to be redeemed, the redemption date and the place or places where amounts due upon such redemption will be payable and, if less than all of the Series 2017 Bonds are to be redeemed, the letters and numbers or other distinguishing marks of such Series 2017 Bonds to be redeemed, if applicable, that such notice is conditional and the conditions that must be satisfied, and in the case of Series 2017 Bonds to be redeemed in part only, such notice shall also specify the respective portions of the principal amount thereof to be redeemed.

Such notice shall further state that on the redemption date there shall become due and payable upon each Series 2017 Bond or portion thereof to be redeemed the Redemption Price thereof, together with interest accrued to the redemption date, and that from and after such date interest thereon shall cease to accrue and be payable on the Series 2017 Bonds or portions thereof to be redeemed.

Notice of any redemption shall be mailed by the Trustee, postage prepaid, no more than forty-five (45) days and no less than thirty (30) days before the redemption date, to the Owners of any Series 2017 Bonds or portions of Series 2017 Bonds, which are to be redeemed, at their last address, if any, appearing upon the registry books.

For a more complete description of the redemption and other provisions relating to the Series 2017 Bonds, see “APPENDIX B—SUMMARY OF CERTAIN PROVISIONS OF THE GENERAL RESOLUTION.”

## **PART 6—THE PROJECTS**

The Series 2017 Bonds are being issued for the purposes of financing Authorized Purposes.

It is expected that proceeds of the Series 2017 Bonds will be used to (a) finance or reimburse all or a portion of the costs of programs and projects within the State, including capital projects for educational and mental health facilities (including voluntary agency facilities), rail, highway and bridge capital projects and other transportation infrastructure projects and initiatives, a judicial training facility and grants for library and health care facilities and economic development programs, and (b) refund certain outstanding State-supported debt previously issued by the Thruway Authority. See “APPENDIX F—SUMMARY OF REFUNDED BONDS” for a complete list of bonds to be refunded.

Additionally, all or a portion of the cost of issuance of the Series 2017 Bonds will be financed with the proceeds thereof. **The Series 2017 Bonds are not secured by the Projects or any interest therein.**

## **PART 7—THE REFUNDING PLAN**

A portion of the proceeds of the Series 2017B Bonds, together with other available funds, will be used to refund various series of State-supported debt issued by the Thruway Authority, as listed in “APPENDIX F—SUMMARY OF REFUNDED BONDS” hereto (collectively, the “Refunded Bonds”).

Simultaneously with the issuance and delivery of the Series 2017B Bonds, a portion of the proceeds of the Series 2017B Bonds will be deposited in escrow with the trustee for the Refunded Bonds and, together with other available funds, will be used to purchase securities (the “Defeasance Securities”), the maturing principal and interest on which will be sufficient, together with any uninvested cash, to pay the principal or redemption price of and interest due on the applicable Refunded Bonds to their respective maturity or redemption dates. See “PART 19—VERIFICATION OF MATHEMATICAL COMPUTATIONS.” At the time of such deposit, the Thruway Authority will give the trustee for the Refunded Bonds irrevocable instructions to give notices of the defeasance and the redemption of the respective Refunded Bonds, as applicable, and to apply the maturing principal of and interest on the Defeasance Securities, together with any uninvested cash held in escrow, to the payment of the principal or redemption price of and interest coming due on the applicable Refunded Bonds to their respective maturity or redemption dates.

## PART 8—BOOK-ENTRY ONLY SYSTEM

The following information concerning DTC and DTC's book-entry system has been obtained from sources that DASNY believes to be reliable, but DASNY takes no responsibility for the accuracy thereof.

The Depository Trust Company ("DTC"), New York, New York, will act as securities depository for the Series 2017 Bonds. References to the Series 2017 Bonds under this caption "Book-Entry Only System" shall mean all Series 2017 Bonds, the beneficial interests in which are owned in the United States. The Series 2017 Bonds will be issued as fully-registered securities registered in the name of Cede & Co. (DTC's partnership nominee) or such other name as may be requested by an authorized representative of DTC. One fully-registered Series 2017 Bond certificate will be issued for the Series 2017 Bonds of each maturity of each series of the Series 2017 Bonds, each in the aggregate principal amount of such maturity, and will be deposited with DTC.

DTC is a limited purpose trust company organized under the New York Banking Law, a "banking organization" within the meaning of the New York Banking Law, a member of the Federal Reserve System, a "clearing corporation" within the meaning of the New York Uniform Commercial Code, and a "clearing agency" registered pursuant to the provisions of Section 17A of the Securities Exchange Act of 1934. DTC holds and provides asset servicing for over 3.5 million issues of U.S. and non-U.S. equity issues, corporate and municipal debt issues, and money market instruments (from over 100 countries) that DTC's participants ("Direct Participants") deposit with DTC. DTC also facilitates the post-trade settlement among Direct Participants of sales and other securities transactions in deposited securities, through electronic computerized book-entry transfers and pledges between Direct Participants' accounts. This eliminates the need for physical movement of securities certificates. Direct Participants include both U.S. and non-U.S. securities brokers and dealers, banks, trust companies, clearing corporations, and certain other organizations. DTC is a wholly owned subsidiary of The Depository Trust & Clearing Corporation ("DTCC"). DTCC is the holding company for DTC, National Securities Clearing Corporation and Fixed Income Clearing Corporation, all of which are registered clearing agencies. DTCC is owned by the users of its regulated subsidiaries. Access to the DTC system is also available to others such as both U.S. and non-U.S. securities brokers and dealers, banks, trust companies, and clearing corporations that clear through or maintain a custodial relationship with a Direct Participant, either directly or indirectly ("Indirect Participants"). The DTC Rules applicable to its Direct and Indirect Participants are on file with the Securities and Exchange Commission. More information about DTC can be found at [www.dtcc.com](http://www.dtcc.com).

Purchases of the Series 2017 Bonds under the DTC system must be made by or through Direct Participants, which will receive a credit for the related Series 2017 Bonds on DTC's records. The ownership interest of each actual purchaser of each Series 2017 Bond ("Beneficial Owner") is in turn to be recorded on the Direct and Indirect Participants' records. Beneficial Owners will not receive written confirmation from DTC of their purchase. Beneficial Owners are, however, expected to receive written confirmations providing details of the transaction, as well as periodic statements of their holdings, from the Direct or Indirect Participant through which the Beneficial Owner entered into the transaction. Transfers of ownership interests in the Series 2017 Bonds are to be accomplished by entries made on the books of Direct and Indirect Participants acting on behalf of Beneficial Owners. Beneficial Owners will not receive certificates representing their ownership interests in Series 2017 Bonds, except in the event that use of the book-entry system for the Series 2017 Bonds is discontinued.

To facilitate subsequent transfers, all Series 2017 Bonds deposited by Direct Participants with DTC are registered in the name of DTC's partnership nominee, Cede & Co., or such other name as may be requested by an authorized representative of DTC. The deposit of the Series 2017 Bonds with DTC and their registration in the name of Cede & Co. or such other DTC nominee do not effect any change in beneficial ownership. DTC has no knowledge of the actual Beneficial Owners of the Series 2017 Bonds;

DTC's records reflect only the identity of the Direct Participants to whose accounts such Series 2017 Bonds are credited, which may or may not be the Beneficial Owners. The Direct and Indirect Participants will remain responsible for keeping account of their holdings on behalf of their customers.

Conveyance of notices and other communications by DTC to Direct Participants, by Direct Participants to Indirect Participants, and by Direct Participants and Indirect Participants to Beneficial Owners will be governed by arrangements among them, subject to any statutory or regulatory requirements as may be in effect from time to time.

Redemption notices shall be sent to DTC. If less than all of the Series 2017 Bonds of like series and maturity are being redeemed, DTC's practice is to determine by lot the amount of interest of each Direct Participant in the Series 2017 Bonds of such series and maturity to be redeemed.

Neither DTC nor Cede & Co. (nor any other DTC nominee) will consent or vote with respect to Series 2017 Bonds unless authorized by a Direct Participant in accordance with DTC's MMI Procedures. Under its usual procedures, DTC mails an Omnibus Proxy to DASNY as soon as possible after the record date. The Omnibus Proxy assigns Cede & Co.'s consenting or voting rights to those Direct Participants to whose accounts the Series 2017 Bonds are credited on the record date (identified in a listing attached to the Omnibus Proxy).

Principal, redemption premium, if any, and interest payments on the Series 2017 Bonds will be made to Cede & Co., or such other nominee as may be requested by an authorized representative of DTC. DTC's practice is to credit Direct Participants' accounts upon DTC's receipt of funds and corresponding detail information from DASNY or the Trustee on a payable date in accordance with their respective holdings shown on DTC's records. Payments by Participants to Beneficial Owners will be governed by standing instructions and customary practices, as is the case with securities held for the accounts of customers in bearer form or registered in "street name", and will be the responsibility of such Participant and not of DTC, the Trustee or DASNY, subject to any statutory or regulatory requirements as may be in effect from time to time. Payment of principal, redemption premium, if any, and interest to Cede & Co. (or such other nominee as may be requested by an authorized representative of DTC) is the responsibility of the Trustee or DASNY, disbursement of such payments to Direct Participants will be the responsibility of DTC, and disbursement of such payments to the Beneficial Owners will be the responsibility of Direct and Indirect Participants.

DASNY and the Trustee may treat DTC (or its nominee) as the sole and exclusive registered owner of the Series 2017 Bonds registered in its name for the purposes of payment of the principal and redemption premium, if any, of, or interest on, the Series 2017 Bonds, giving any notice permitted or required to be given to registered owners under the Resolutions, registering the transfer of the Series 2017 Bonds, or other action to be taken by registered owners and for all other purposes whatsoever. DASNY and the Trustee shall not have any responsibility or obligation to any Direct or Indirect Participant, any person claiming a beneficial ownership interest in the Series 2017 Bonds under or through DTC or any Direct or Indirect Participant, or any other person which is not shown on the registration books of DASNY (kept by the Trustee) as being a registered owner, with respect to the accuracy of any records maintained by DTC or any Direct or Indirect Participant; the payment by DTC or any Direct or Indirect Participant of any amount in respect of the principal, redemption premium, if any, or interest on the Series 2017 Bonds; any notice which is permitted or required to be given to registered owners thereunder or under the conditions to transfers or exchanges adopted by DASNY; or other action taken by DTC as registered owner. Interest, redemption premium, if any, and principal will be paid by the Trustee to DTC, or its nominee. Disbursement of such payments to the Direct or Indirect Participants is the responsibility of DTC and disbursement of such payments to the Beneficial Owners is the responsibility of the Direct or Indirect Participants.

DTC may discontinue providing its services as securities depository with respect to any series of the Series 2017 Bonds at any time by giving reasonable notice to DASNY or the Trustee. Under such

circumstances, in the event that a successor securities depository is not obtained, Series 2017 Bond certificates are required to be printed and delivered.

DASNY may decide to discontinue use of the system of book-entry transfers through DTC (or a successor securities depository) for any series of the Series 2017 Bonds. In that event, Series 2017 Bond certificates will be printed and delivered to DTC.

The information in this section concerning DTC and DTC's book-entry system has been obtained from sources that DASNY believes to be reliable, but DASNY takes no responsibility for the accuracy thereof.

Each person for whom a Participant acquires an interest in the Series 2017 Bonds, as nominee, may desire to make arrangements with such Participant to receive a credit balance in the records of such Participant, and may desire to make arrangements with such Participant to have all notices of redemption or other communications of DTC, which may affect such persons, to be forwarded in writing by such Participant and to have notification made of all interest payments. NEITHER DASNY NOR THE TRUSTEE WILL HAVE ANY RESPONSIBILITY OR OBLIGATION TO SUCH PARTICIPANTS OR THE PERSONS FOR WHOM THEY ACT AS NOMINEES WITH RESPECT TO THE SERIES 2017 BONDS.

So long as Cede & Co. is the registered owner of the Series 2017 Bonds, as nominee for DTC, references herein to the Bondholders or registered owners of the Series 2017 Bonds (other than under the caption "PART 13 – TAX MATTERS" and "PART 20 – CONTINUING DISCLOSURE" herein) shall mean Cede & Co., as aforesaid, and shall not mean the Beneficial Owners of the Series 2017 Bonds.

When reference is made to any action which is required or permitted to be taken by the Beneficial Owners, such reference only relates to those permitted to act (by statute, regulation or otherwise) on behalf of such Beneficial Owners for such purposes. When notices are given, they will be sent by the Trustee to DTC only.

For every transfer and exchange of Series 2017 Bonds, the Beneficial Owner may be charged a sum sufficient to cover any tax, fee or other governmental charge that may be imposed in relation thereto.

DASNY SHALL NOT HAVE ANY RESPONSIBILITY OR OBLIGATION TO PARTICIPANTS, TO INDIRECT PARTICIPANTS OR TO ANY BENEFICIAL OWNER WITH RESPECT TO: (1) THE ACCURACY OF ANY RECORDS MAINTAINED BY DTC, ANY DIRECT PARTICIPANT, OR ANY INDIRECT PARTICIPANT; (2) THE PAYMENT BY DTC OR ANY DIRECT PARTICIPANT OR INDIRECT PARTICIPANT OF ANY AMOUNT WITH RESPECT TO THE PRINCIPAL OF, OR REDEMPTION PREMIUM, IF ANY, OR INTEREST ON, THE SERIES 2017 BONDS; (3) ANY NOTICE WHICH IS PERMITTED OR REQUIRED TO BE GIVEN TO SERIES 2017 BONDHOLDERS UNDER THE RESOLUTIONS; (4) ANY CONSENT GIVEN BY DTC OR OTHER ACTION TAKEN BY DTC AS A SERIES 2017 BONDHOLDER; (5) THE SELECTION BY DTC OR ANY DIRECT PARTICIPANT OR INDIRECT PARTICIPANT OF ANY BENEFICIAL OWNERS TO RECEIVE PAYMENT IN THE EVENT OF ANY PARTIAL REDEMPTION OF THE SERIES 2017 BONDS; OR (6) ANY OTHER MATTER.

## PART 9—DEBT SERVICE REQUIREMENTS

The following schedule sets forth, for each 12-month period ending March 31 of the years shown, the amounts required for the payment of debt service on the Series 2017 Bonds, for the payment of debt service on other outstanding State Personal Income Tax Revenue Bonds and the aggregate total during each such period.

12-Month Period Ending March 31	Series 2017 Bonds			Other Outstanding NYS Personal Income Tax Revenue Bonds	
	Principal Payments	Interest Payments	Total Debt Service	Debt Service <sup>(1)(2)(3)</sup>	Aggregate Debt Service <sup>(1)(2)</sup>
2018		\$ 26,926,693	\$ 26,926,693	\$ 2,983,280,395	\$3,010,207,088
2019	\$ 825,000	79,455,816	80,280,816	3,065,993,477	3,146,274,293
2020	42,535,000	79,420,416	121,955,416	3,229,283,820	3,351,239,236
2021	78,800,000	78,072,626	156,872,626	3,215,728,753	3,372,601,379
2022	107,000,000	74,479,406	181,479,406	3,058,403,568	3,239,882,974
2023	87,730,000	69,136,056	156,866,056	2,980,554,112	3,137,420,168
2024	59,365,000	64,749,556	124,114,556	2,830,586,737	2,954,701,293
2025	62,340,000	61,781,306	124,121,306	2,699,240,876	2,823,362,182
2026	100,560,000	58,664,306	159,224,306	2,635,202,218	2,794,426,524
2027	68,725,000	53,636,306	122,361,306	2,482,083,558	2,604,444,864
2028	72,150,000	50,200,056	122,350,056	2,355,352,695	2,477,702,751
2029	75,740,000	46,618,000	122,358,000	2,001,959,564	2,124,317,564
2030	39,490,000	42,855,888	82,345,888	1,820,798,137	1,903,144,025
2031	41,440,000	40,904,513	82,344,513	1,722,925,437	1,805,269,950
2032	43,490,000	38,853,775	82,343,775	1,598,307,280	1,680,651,055
2033	45,645,000	36,701,100	82,346,100	1,423,578,474	1,505,924,574
2034	47,910,000	34,438,750	82,348,750	1,239,589,832	1,321,938,582
2035	50,285,000	32,063,850	82,348,850	1,153,290,821	1,235,639,671
2036	52,775,000	29,570,800	82,345,800	998,474,796	1,080,820,596
2037	55,385,000	26,953,850	82,338,850	889,713,128	972,051,978
2038	43,490,000	24,207,000	67,697,000	780,166,044	847,863,044
2039	45,645,000	22,055,700	67,700,700	685,815,602	753,516,302
2040	47,890,000	19,807,663	67,697,663	553,137,046	620,834,709
2041	50,255,000	17,437,463	67,692,463	449,485,769	517,178,232
2042	52,740,000	14,949,713	67,689,713	359,408,006	427,097,719
2043	54,030,000	12,336,900	66,366,900	255,100,612	321,467,512
2044	56,725,000	9,635,400	66,360,400	152,694,650	219,055,050
2045	58,995,000	7,366,400	66,361,400	88,301,200	154,662,600
2046	61,355,000	5,006,600	66,361,600	18,676,200	85,037,800
2047	63,810,000	2,552,400	66,362,400	3,998,800	70,361,200
<b>Total<sup>(3)</sup></b>	<u>\$1,667,125,000</u>	<u>\$1,160,838,308</u>	<u>\$2,827,963,308</u>	<u>\$47,731,131,607</u>	<u>\$50,559,094,915</u>

- (1) Interest on \$303,935,000 principal amount of outstanding State Personal Income Tax Revenue Bonds that bear interest at variable rates is calculated based on assumed rates equal to the fixed swap rates paid by the applicable Authorized Issuers on the related interest rate exchange agreements and interest on \$74,615,000 principal amount of outstanding State Personal Income Tax Revenue Bonds that bear interest at variable rates is calculated based on an assumed rate of 3.5 percent.
- (2) The information set forth under the column captioned "Other Outstanding NYS Personal Income Tax Revenue Bonds Debt Service" reflects debt service on outstanding State Personal Income Tax Revenue Bonds and on State Personal Income Tax Revenue Bonds contractually obligated to be issued and delivered by Authorized Issuers as of the date of this Official Statement. The State expects that Authorized Issuers will be issuing State Personal Income Tax Revenue Bonds from time to time and to the extent that such other State Personal Income Tax Revenue Bonds are either issued or contractually obligated to be issued and delivered pursuant to one or more executed bond purchase agreements or bond awards after the date of this Official Statement, this Official Statement will not be supplemented to reflect such updated information.
- (3) Totals may not add due to rounding.

**PART 10—ESTIMATED SOURCES AND USES OF FUNDS**

**Series 2017B Bonds**

The following table sets forth the estimated sources and uses of funds with respect to the Series 2017B Bonds:

<b>Sources of Funds</b>	
Principal amount of Series 2017B Bonds.....	\$1,610,190,000.00
Original Issue Premium.....	277,702,806.45
Other Available Funds .....	<u>27,915,000.00</u>
Total Sources .....	<u>\$1,915,807,806.45</u>
<b>Uses of Funds</b>	
Deposit to Refunding Escrows .....	\$ 532,409,942.42
Deposit to Bond Proceeds Fund .....	1,366,608,215.05
Costs of Issuance* .....	14,277,338.47
Underwriters' Discount .....	<u>2,512,310.51</u>
Total Uses .....	<u>\$1,915,807,806.45</u>

**Series 2017C Bonds**

The following table sets forth the estimated sources and uses of funds with respect to the Series 2017C Bonds:

<b>Sources of Funds</b>	
Principal amount of Series 2017C Bonds.....	\$22,355,000.00
Net Original Issue Premium .....	<u>629,917.45</u>
Total Sources .....	<u>\$22,984,917.45</u>
<b>Uses of Funds</b>	
Deposit to Bond Proceeds Fund .....	\$22,313,084.00
Costs of Issuance* .....	403,573.45
Underwriters' Discount .....	<u>268,260.00</u>
Total Uses .....	<u>\$22,984,917.45</u>

**Series 2017D Bonds**

The following table sets forth the estimated sources and uses of funds with respect to the Series 2017D Bonds:

<b>Sources of Funds</b>	
Principal amount of Series 2017D Bonds.....	\$34,580,000.00
Total Sources .....	<u>\$34,580,000.00</u>
<b>Uses of Funds</b>	
Deposit to Bond Proceeds Fund .....	\$34,230,040.94
Costs of Issuance* .....	307,747.25
Underwriters' Discount .....	<u>42,211.81</u>
Total Uses .....	<u>\$34,580,000.00</u>

\* Includes New York State Bond Issuance Charge.

## PART 11—DASNY

### Background, Purposes and Powers

DASNY is a body corporate and politic constituting a public benefit corporation. DASNY was created in 1944 to finance and build dormitories at State teachers' colleges to provide housing for the large influx of students returning to college on the G.I. Bill following World War II. Over the years, the State Legislature has expanded DASNY's scope of responsibilities. Today, pursuant to the Dormitory Authority Act, DASNY is authorized to finance, design, construct or rehabilitate facilities for use by a variety of public and private not-for-profit entities.

DASNY provides financing services to its clients in three major areas: public facilities; not-for-profit healthcare; and independent higher education and other not-for-profit institutions. DASNY issues State-supported debt, including State Personal Income Tax Revenue Bonds and State Sales Tax Revenue Bonds, on behalf of public clients such as The State University of New York, The City University of New York, the Departments of Health and Education of the State, the Office of Mental Health, the Office of People with Developmental Disabilities, the Office of Alcoholism and Substance Abuse Services, the Office of General Services, and the Office of General Services of the State on behalf of the Department of Audit and Control. Other public clients for whom DASNY issues debt include Boards of Cooperative Educational Services ("BOCES"), State University of New York, the Workers' Compensation Board, school districts across the State and certain cities and counties that have accessed DASNY for the purpose of providing court facilities. DASNY's private clients include independent colleges and universities, private hospitals, certain private secondary schools, special education schools, facilities for the aged, primary care facilities, libraries, museums, research centers and government-supported voluntary agencies, among others.

To carry out its programs, DASNY is authorized to issue and sell negotiable bonds and notes to finance the construction of facilities for such institutions, to issue bonds or notes to refund outstanding bonds or notes and to lend funds to such institutions. At June 30, 2017, DASNY had approximately \$47.9 billion aggregate principal amount of bonds and notes outstanding. DASNY also is authorized to make tax-exempt leases, with its Tax-Exempt Leasing Program (TELP). As part of its operating activities, DASNY also administers a wide variety of grants authorized by the State for economic development, education and community improvement and payable to both public and private grantees from proceeds of State Personal Income Tax Revenue Bonds issued by DASNY.

DASNY is a conduit debt issuer. Under existing law, and assuming continuing compliance with tax law, interest on most bonds and notes issued by DASNY has been determined to be excludable from gross income for federal tax purposes under Section 103 of the Internal Revenue Code of 1986, as amended. All of DASNY's outstanding bonds and notes, both fixed and variable rate, are special obligations of DASNY payable solely from payments required to be made by or for the account of the client institution for which the particular special obligations were issued. DASNY has no obligation to pay its special obligations other than from such payments. DASNY has always paid the principal of and interest on all of its obligations on time and in full; however, as a conduit debt issuer, payments on DASNY's special obligations are solely dependent upon payments made by DASNY's client for which the particular special obligations were issued and the security provisions relating thereto.

DASNY also offers a variety of construction services to certain educational, governmental and not-for-profit institutions in the areas of project planning, design and construction, monitoring project construction, purchasing of furnishings and equipment for projects, interior design of projects and designing and managing projects to rehabilitate older facilities.



In connection with the powers described above, DASNY has the general power to acquire real and personal property, give mortgages, make contracts, operate certain facilities and fix and collect rentals or other charges for their use, contract with the holders of its bonds and notes as to such rentals and charges, borrow money and adopt a program of self-insurance.

DASNY has a staff of approximately 507 employees located in three main offices (Albany, New York City and Buffalo) and at approximately 46 field sites across the State.

### **Governance**

DASNY is governed by an eleven-member board. Board members include the Commissioner of Education of the State, the Commissioner of Health of the State, the State Comptroller or one member appointed by him or her who serves until his or her successor is appointed, the Director of the Budget of the State, one member appointed by the Temporary President of the State Senate, one member appointed by the Speaker of the State Assembly and five members appointed by the Governor, with the advice and consent of the Senate, for terms of three years. The Commissioner of Education of the State, the Commissioner of Health of the State and the Director of the Budget of the State each may appoint a representative to attend and vote at DASNY meetings. The members of DASNY serve without compensation, but are entitled to reimbursement of expenses incurred in the performance of their duties. One of the appointments to the Board by the Governor is currently vacant.

The Governor of the State appoints a Chair from the members appointed by him or her and the members of DASNY annually choose the following officers, of which the first two must be members of DASNY: Vice-Chair, Secretary, Treasurer, Assistant Secretaries and Assistant Treasurers.

The current members of DASNY are as follows:

ALFONSO L. CARNEY, JR., *Chair*, New York.

Alfonso L. Carney, Jr. was reappointed as a Member of DASNY by the Governor on June 19, 2013. Mr. Carney is a principal of Rockwood Partners, LLC, which provides medical consulting services in New York City. He has served as Acting Chief Operating Officer and Corporate Secretary for the Goldman Sachs Foundation in New York where, working with the President of the Foundation, he managed the staff of the Foundation, provided strategic oversight of the administration, communications and legal affairs teams, and developed selected Foundation program initiatives. Mr. Carney has held senior level legal positions with Altria Group Inc., Philip Morris Companies Inc., Philip Morris Management Corporation, Kraft Foods, Inc. and General Foods Corporation. Mr. Carney holds a Bachelor's degree in philosophy from Trinity College and a Juris Doctor degree from the University of Virginia School of Law. His term expired on March 31, 2016 and by law he continues to serve until a successor shall be chosen and qualified.

JOHN B. JOHNSON, JR., *Vice-Chair*, Watertown.

John B. Johnson, Jr. was reappointed as a Member of DASNY by the Governor on June 19, 2013. Mr. Johnson is Chairman of the Board of the Johnson Newspaper Corporation, which publishes the Watertown Daily Times, Batavia Daily News, Malone Telegram, Catskill Daily Mail, Hudson Register Star, Ogdensburg Journal, Massena-Potsdam Courier Observer, seven weekly newspapers and three shopping newspapers. He holds a Bachelor's degree from Vanderbilt University, and Master's degrees in Journalism and Business Administration from the Columbia University Graduate School of Journalism and Business. Mr. Johnson was awarded an Honorary Doctor of Science degree from Clarkson

University. Mr. Johnson's term expired on March 31, 2016 and by law he continues to serve until a successor shall be chosen and qualified.

SANDRA M. SHAPARD, *Secretary*, Delmar.

Sandra M. Shapard was appointed as a Member of DASNY by the State Comptroller on January 21, 2003. Ms. Shapard served as Deputy Comptroller for the Office of the State Comptroller from 1995 until her retirement in 2001, during which time she headed the Office of Fiscal Research and Policy Analysis and twice served as Acting First Deputy Comptroller. Previously, Ms. Shapard held the positions of Deputy Director and First Deputy Director for the New York State Division of the Budget from 1991 to 1994. She began her career in New York State government with the Assembly where she held the positions of Staff Director of the Office of Counsel to the Majority, Special Assistant to the Speaker, and Deputy Director of Budget Studies for the Committee on Ways and Means. A graduate of Mississippi University for Women, Ms. Shapard received a Masters of Public Administration from Harvard University, John F. Kennedy School of Government, where she has served as visiting lecturer, and has completed graduate work at Vanderbilt University.

JONATHAN H. GARDNER, ESQ., Buffalo.

Jonathan H. Gardner was appointed as a Member of DASNY by the Governor on June 17, 2014. Mr. Gardner is a partner of the law firm Kavinoky Cook, LLP in Buffalo, New York. His practice areas include corporate and securities law, commercial transactions, private placements, venture capital financing and business combinations representing private and public companies. Mr. Gardner is also an adjunct professor at the University of Buffalo Law School. He holds a Bachelor of Arts degree from Brown University and a Juris Doctor degree from the University of Chicago Law School. Mr. Gardner's term expired on March 31, 2015 and by law he continues to serve until a successor shall be chosen and qualified.

BERYL L. SNYDER, J.D., New York.

Beryl L. Snyder was reappointed as a member of DASNY by the Governor on June 19, 2013. Ms. Snyder is a principal in HBJ Investments, LLC, an investment company where her duties include evaluation and analysis of a wide variety of investments in, among other areas: fixed income, equities, alternative investments and early stage companies. She holds a Bachelor of Arts degree in History from Vassar College and a Juris Doctor degree from Rutgers University. Her current term expired on August 31, 2016 and by law she continues to serve until a successor shall be chosen and qualified.

GERARD ROMSKI, ESQ., Mount Kisco.

Gerard Ronski was reappointed as a Member of DASNY by the Temporary President of the State Senate on May 9, 2016. He is Counsel and Project Executive for "Arverne by the Sea," where he is responsible for advancing and overseeing all facets of "Arverne by the Sea," one of New York City's largest mixed-use developments located in Queens, New York. Mr. Ronski is also of counsel to the New York City law firm of Rich, Intelisano & Katz, LLP. Mr. Ronski holds a Bachelor of Arts degree from the New York Institute of Technology and a Juris Doctor degree from Brooklyn Law School.

PAUL S. ELLIS, ESQ., New York

Paul S. Ellis was appointed as a Member of DASNY by the Speaker of the State Assembly on September 19, 2016. Mr. Ellis is the Managing Member of Paul Ellis Law Group LLC, a law firm with a corporate securities/capital markets practice with emphasis on private placements, mergers and acquisitions, venture capital/private equity transactions and joint ventures. He previously worked for

Donovan Leisure Newton & Irvine and Winston & Strawn and served in staff positions in the U.S. Senate and the Massachusetts House of Representatives. He co-founded the New York Technology Council and serves on the Board of the NY Tech Alliance and as Chairman of the Housing Committee of Bronx Community Board 8. He holds a Bachelor of Arts degree from Harvard University and a Juris Doctor degree from Georgetown University Law Center.

MARYELLEN ELIA, *Commissioner of Education of the State of New York*, Loudonville; *ex-officio*.

MaryEllen Elia was appointed by the Board of Regents to serve as Commissioner of Education and President of the University of the State of New York effective July 6, 2015. As Commissioner of Education, Ms. Elia serves as Chief Executive Officer of the State Education Department and as President of the University of the State of New York which is comprised of public and non-public elementary and secondary schools, public and independent colleges and universities, libraries, museums, broadcasting facilities, historical repositories, proprietary schools and services for children and adults with disabilities. Prior to her appointment in New York, Ms. Elia served as Superintendent of Schools in Hillsborough County, Florida for 10 years. She began her career in education in 1970 as a social studies teacher in Buffalo's Sweet Home Central School District and taught for 19 years before becoming an administrator. She holds a Bachelor of Arts degree in History from Daemen College in Buffalo, a Master of Education from the University at Buffalo and a Master of Professional Studies from SUNY Buffalo.

HOWARD A. ZUCKER, M.D., J.D., *Commissioner of Health of the State of New York*, Albany; *ex-officio*.

Howard A. Zucker, M.D., J.D., was appointed Commissioner of Health on May 5, 2015 after serving as Acting Commissioner of Health since May 5, 2014. Prior to that, he served as First Deputy Commissioner leading the State Department of Health's preparedness and response initiatives in natural disasters and emergencies. Before joining the State Department of Health, Dr. Zucker was professor of Clinical Anesthesiology at Albert Einstein College of Medicine of Yeshiva University and a pediatric cardiac anesthesiologist at Montefiore Medical Center. He was also an adjunct professor at Georgetown University Law School where he taught biosecurity law. Dr. Zucker earned his medical degree from George Washington University School of Medicine. He also holds a Juris Doctor degree from Fordham University School of Law and a Master of Laws degree from Columbia Law School.

ROBERT F. MUJICA, JR., *Budget Director of the State of New York*, Albany; *ex-officio*.

Robert F. Mujica Jr. was appointed Director of the Budget by the Governor and began serving on January 14, 2016. He is responsible for the overall development and management of the State's fiscal policy, including overseeing the preparation of budget recommendations for all State agencies and programs, economic and revenue forecasting, tax policy, fiscal planning, capital financing and management of the State's debt portfolio. Prior to his appointment, Mr. Mujica was Chief of Staff to the Temporary President and Majority Leader of the Senate and concurrently served as the Secretary to the Senate Finance Committee. For two decades, he advised various elected and other government officials in New York on State budget, fiscal and policy issues. Mr. Mujica received his Bachelor of Arts degree in Sociology from Brooklyn College at the City University of New York. He received his Master's degree in Government Administration from the University of Pennsylvania and holds a Juris Doctor degree from Albany Law School.

The principal staff of DASNY is as follows:

GERRARD P. BUSHHELL is the President and chief executive officer of DASNY. Mr. Bushell is responsible for the overall management of DASNY's administration and operations. Prior to joining DASNY, Mr. Bushell was Director, Senior Institutional Advisor of BNY Mellon's alternative and traditional investment management businesses. Prior thereto, he held a number of senior advisory roles, including Director, Client Partner Group at Kohlberg Kravis Roberts & Co. (KKR), Managing Director, Institutional Sales at Arden Asset Management LLC and Head of Institutional Sales at ClearBridge: a Legg Mason Company (formerly Citi Asset Management). Mr. Bushell previously served as Director of Intergovernmental Affairs for New York State Comptroller H. Carl McCall. Mr. Bushell holds a Bachelor of Arts degree, Master of Arts degree and Ph.D. in Political Science from Columbia University.

MICHAEL T. CORRIGAN is the Vice President of DASNY, and assists the President in the administration and operation of DASNY. Mr. Corrigan came to DASNY in 1995 as Budget Director, and served as Deputy Chief Financial Officer from 2000 until 2003. He began his government service career in 1983 as a budget analyst for Rensselaer County and served as the County's Budget Director from 1986 to 1995. Immediately before coming to DASNY, he served as the appointed Rensselaer County Executive for a short period. Mr. Corrigan holds a Bachelor of Arts degree in Economics from the State University of New York at Plattsburgh and a Master of Arts degree in Business Administration from the University of Massachusetts.

KIMBERLY J. NADEAU is the Chief Financial Officer and Treasurer of DASNY. As Chief Financial Officer and Treasurer, Ms. Nadeau is responsible for supervising DASNY's investment program, general accounting, accounts payable, accounts receivable, financial reporting functions, budget, payroll, insurance and information services, as well as the development and implementation of financial policies, financial management systems and internal controls for financial reporting. She previously was Vice President-Accounting and Controller for US Light Energy. Prior to that she was Vice President-Accounting and Controller for CH Energy Group, Inc. and held various positions culminating in a director level position at Northeast Utilities. Ms. Nadeau also held various positions with increasing responsibility at Coopers & Lybrand LLP. She holds a Bachelor of Science degree in Accounting, a Master of Business Administration with a concentration in Management and a Juris Doctor degree from the University of Connecticut. She is licensed to practice law in New York and Connecticut.

MICHAEL E. CUSACK is General Counsel to DASNY. Mr. Cusack is responsible for all legal services including legislation, litigation, contract matters, and the legal aspects of all DASNY financings. In addition, he is responsible for the supervision of DASNY's environmental affairs unit. He is licensed to practice law in the State of New York and the Commonwealth of Massachusetts, as well as the United States District Court for the Northern District of New York. Mr. Cusack has over twenty years of combined legal experience, including management of an in-house legal department and external counsel teams (and budgets) across a five-state region. He most recently served as of counsel to the Albany, New York law firm of Young/Sommer, LLC, where his practice included representation of upstate New York municipalities, telecommunications service providers in the siting of public utility/personal wireless service facilities and other private sector clients. He holds a Bachelor of Science degree from Siena College and a Juris Doctor degree from Albany Law School of Union University.

PORTIA LEE is the Managing Director of Public Finance and Portfolio Monitoring. She is responsible for supervising and directing DASNY bond issuance in the capital markets, implementing and overseeing financing programs, overseeing DASNY's compliance with continuing disclosure requirements and monitoring the financial condition of existing DASNY clients. Ms. Lee previously served as Senior Investment Officer at the New York State Comptroller's Office where she was responsible for assisting in the administration of the long-term fixed income portfolio of the New York State Common Retirement Fund, as well as the short-term portfolio, and the Securities Lending Program.

From 1995 to 2005, Ms. Lee worked at Moody's Investors Service where she most recently served as Vice President and Senior Credit Officer in the Public Finance Housing Group. She holds a Bachelor of Arts degree from the State University of New York at Albany.

STEPHEN D. CURRO is the Managing Director of Construction. Mr. Curro is responsible for DASNY's construction groups, including design, project management, resource acquisition, contract administration, interior design, real property, sustainability and engineering, as well as other technical services. Mr. Curro joined DASNY in 2001 as Director of Technical Services, and most recently served as Director of Construction Support Services. He is a registered Professional Engineer in New York and has worked in the construction industry for more than 30 years. He holds a Bachelor of Science in Civil Engineering from the University of Rhode Island, a Master of Engineering in Structural Engineering from Rensselaer Polytechnic Institute and a Master of Business Administration from Rensselaer Polytechnic Institute's Lally School of Management.

CAROLINE V. GRIFFIN is the Chief of Staff of DASNY. She is responsible for overseeing intergovernmental relations and managing the Communications & Marketing Department, as well as coordinating policy and operations across DASNY's multiple business lines. Ms. Griffin most recently served as the Director of Intergovernmental Affairs for Governor Andrew M. Cuomo where she worked as the Governor's liaison with federal, state and local elected officials and managed staff serving in various capacities in the Governor's Office. Prior to that she served as the Assistant Executive Deputy Secretary for Governor Andrew M. Cuomo overseeing the operations staff and Assistant Secretary for Intergovernmental Affairs for both Governor David A. Paterson and Governor Eliot Spitzer. She holds a Bachelor of Arts degree in Communications from Boston College.

### **Claims and Litigation**

Although certain claims and litigation have been asserted or commenced against DASNY, DASNY believes that such claims and litigation either are covered by insurance or by bonds filed with DASNY, or that DASNY has sufficient funds available or the legal power and ability to seek sufficient funds to meet any such claims or judgments resulting from such matters.

### **Other Matters**

#### *New York State Public Authorities Control Board*

The New York State Public Authorities Control Board (the "PACB") has authority to approve the financing and construction of any new or reactivated projects proposed by DASNY and certain other public authorities of the State. The PACB approves the proposed new projects only upon its determination that there are commitments of funds sufficient to finance the acquisition and construction of the projects. DASNY obtains the approval of the PACB for the issuance of all of its bonds and notes.

#### *Legislation*

From time to time, bills are introduced into the State Legislature which, if enacted into law, would affect DASNY and its operations. DASNY is not able to represent whether such bills will be introduced or become law in the future. In addition, the State undertakes periodic studies of public authorities in the State (including DASNY) and their financing programs. Any of such periodic studies could result in proposed legislation which, if adopted, would affect DASNY and its operations.

### *Environmental Quality Review*

DASNY complies with the New York State Environmental Quality Review Act and with the New York State Historic Preservation Act of 1980, and the respective regulations promulgated thereunder to the extent such acts and regulations are applicable.

### *Independent Auditors*

The accounting firm of KPMG LLP audited the financial statements of DASNY for the fiscal year ended March 31, 2017. Copies of the most recent audited financial statements are available upon request at the offices of DASNY.

## **PART 12—AGREEMENT OF THE STATE**

The Authority Act provides that the State pledges and agrees with the holders of DASNY's notes and bonds that the State will not limit or alter the rights vested in DASNY to, among other things, fulfill the terms of any agreements made with the holders of DASNY's notes and bonds or in any way impair the rights and remedies of the holders of such notes and bonds until such notes and bonds and interest thereon and all costs and expenses in connection with any action or proceeding by or on behalf of the holders of such notes and bonds are fully met and discharged. The General Resolution includes such pledge to the fullest extent enforceable under applicable Federal and State law. Nevertheless, nothing shall be deemed to restrict the right of the State to amend, repeal, modify or otherwise alter statutes imposing or relating to the New York State Personal Income Tax imposed pursuant to Article 22 of the Tax Law. An Event of Default under the General Resolution would not occur solely as a result of the State exercising its right to amend, repeal, modify or otherwise alter such taxes and fees.

## **PART 13—TAX MATTERS**

### **Series 2017B Bonds**

#### *General*

In the opinion of Hawkins Delafield & Wood LLP, Co-Bond Counsel to DASNY, under existing statutes and court decisions and assuming continuing compliance with certain tax covenants described herein, (i) interest on the Series 2017B Bonds is excluded from gross income for Federal income tax purposes pursuant to Section 103 of the Code, and (ii) interest on the Series 2017B Bonds is not treated as a preference item in calculating the alternative minimum tax imposed on individuals and corporations under the Code; such interest, however, is included in the adjusted current earnings of certain corporations for purposes of calculating the alternative minimum tax imposed on such corporations. In rendering such opinion, Hawkins Delafield & Wood LLP has relied on certain representations, certifications of fact, and statements of reasonable expectations made by, as applicable, DASNY, the State University of New York ("SUNY"), the State University Construction Fund ("SUCF"), the City University of New York ("CUNY"), the City University Construction Fund ("CUCF"), the New York State Education Department ("SED"), the New York State Office of Court Administration ("OCA"), the New York State Department of Transportation ("DOT"), the Thruway Authority, the Metropolitan Transportation Authority ("MTA"), the New York State Department of Health ("DOH"), the New York State Office of Mental Health ("OMH"), the New York State Office of Alcoholism and Substance Abuse Services ("OASAS"), the New York State Office for People with Developmental Disabilities ("OPWDD"), each voluntary agency receiving a loan from DASNY being financed with proceeds of the Series 2017B Bonds (collectively, the "2017B Voluntary Agencies") and others, and Hawkins Delafield & Wood LLP has assumed compliance by, as applicable, DASNY, SUNY, SUCF, CUNY, CUCF, SED,

OCA, DOT, Thruway Authority, MTA, DOH, OMH, OASAS, OPWDD and the 2017B Voluntary Agencies with certain ongoing covenants to comply with applicable requirements of the Code to assure the exclusion of interest on the Series 2017B Bonds from gross income under Section 103 of the Code.

In addition, in the opinion of Hawkins Delafield & Wood LLP, under existing statutes, interest on the Series 2017B Bonds is exempt from personal income taxes imposed by the State of New York or any political subdivision thereof (including The City of New York).

Hawkins Delafield & Wood LLP expresses no opinion regarding any other Federal or state tax consequences with respect to the Series 2017B Bonds. Hawkins Delafield & Wood LLP renders its opinion under existing statutes and court decisions as of the issue date, and assumes no obligation to update, revise or supplement its opinion to reflect any action hereafter taken or not taken, or any facts or circumstances that may hereafter come to its attention, or changes in law or in interpretations thereof that may hereafter occur, or for any other reason. Hawkins Delafield & Wood LLP expresses no opinion on the effect of any action hereafter taken or not taken in reliance upon an opinion of other counsel on the exclusion from gross income for Federal income tax purposes of interest on the Series 2017B Bonds, or the exemption from personal income taxes of interest on the Series 2017B Bonds under state and local tax law.

#### ***Certain Ongoing Federal Tax Requirements and Covenants***

The Code establishes certain ongoing requirements that must be met subsequent to the issuance and delivery of the Series 2017B Bonds in order that interest on the Series 2017B Bonds be and remain excluded from gross income under Section 103 of the Code. These requirements include, but are not limited to, requirements relating to use and expenditure of gross proceeds of the Series 2017B Bonds, yield and other restrictions on investments of gross proceeds, and the arbitrage rebate requirement that certain excess earnings on gross proceeds be rebated to the Federal government. Noncompliance with such requirements may cause interest on the Series 2017B Bonds to become included in gross income for Federal income tax purposes retroactive to their issue date, irrespective of the date on which such noncompliance occurs or is discovered. DASNY, SUNY, SUCF, CUNY, CUCF, SED, OCA, DOT, Thruway Authority, MTA, DOH, OMH, OASAS, OPWDD and the 2017B Voluntary Agencies, as applicable, have covenanted to comply with certain applicable requirements of the Code to assure the exclusion of interest on the Series 2017B Bonds from gross income under Section 103 of the Code.

#### ***Certain Collateral Federal Tax Consequences***

The following is a brief discussion of certain collateral Federal income tax matters with respect to the Series 2017B Bonds. It does not purport to address all aspects of Federal taxation that may be relevant to a particular owner of a Series 2017B Bond. Prospective investors, particularly those who may be subject to special rules, are advised to consult their own tax advisors regarding the Federal tax consequences of owning and disposing of the Series 2017B Bonds.

Prospective owners of the Series 2017B Bonds should be aware that the ownership of such obligations may result in collateral Federal income tax consequences to various categories of persons, such as corporations (including S corporations and foreign corporations), financial institutions, property and casualty and life insurance companies, individual recipients of Social Security and railroad retirement benefits, individuals otherwise eligible for the earned income tax credit, and taxpayers deemed to have incurred or continued indebtedness to purchase or carry obligations the interest on which is excluded from gross income for Federal income tax purposes. Interest on the Series 2017B Bonds may be taken into account in determining the tax liability of foreign corporations subject to the branch profits tax imposed by Section 884 of the Code.

### ***Bond Premium***

In general, if an owner acquires a Series 2017B Bond for a purchase price (excluding accrued interest) or otherwise at a tax basis that reflects a premium over the sum of all amounts payable on the Series 2017B Bond after the acquisition date (excluding certain “qualified stated interest” that is unconditionally payable at least annually at prescribed rates), that premium constitutes “bond premium” on that Bond (a “Premium Bond”). In general, under Section 171 of the Code, an owner of a Premium Bond must amortize the bond premium over the remaining term of the Premium Bond, based on the owner’s yield over the remaining term of the Premium Bond determined based on constant yield principles (in certain cases involving a Premium Bond callable prior to its stated maturity date, the amortization period and yield may be required to be determined on the basis of an earlier call date that results in the lowest yield on such bond). An owner of a Premium Bond must amortize the bond premium by offsetting the qualified stated interest allocable to each interest accrual period under the owner’s regular method of accounting against the bond premium allocable to that period. In the case of a tax-exempt Premium Bond, if the bond premium allocable to an accrual period exceeds the qualified stated interest allocable to that accrual period, the excess is a nondeductible loss. Under certain circumstances, the owner of a Premium Bond may realize a taxable gain upon disposition of the Premium Bond even though it is sold or redeemed for an amount less than or equal to the owner’s original acquisition cost. Owners of any Premium Bonds should consult their own tax advisors regarding the treatment of bond premium for Federal income tax purposes, including various special rules relating thereto, and state and local tax consequences, in connection with the acquisition, ownership, amortization of bond premium on, sale, exchange, or other disposition of Premium Bonds.

### ***Information Reporting and Backup Withholding***

Information reporting requirements apply to interest (including OID) paid on tax-exempt obligations, including the Series 2017B Bonds. In general, such requirements are satisfied if the interest recipient completes, and provides the payor with, a Form W-9, “Request for Taxpayer Identification Number and Certification,” or if the recipient is one of a limited class of exempt recipients. A recipient not otherwise exempt from information reporting who fails to satisfy the information reporting requirements will be subject to “backup withholding,” which means that the payor is required to deduct and withhold a tax from the interest payment, calculated in the manner set forth in the Code. For the foregoing purpose, a “payor” generally refers to the person or entity from whom a recipient receives its payments of interest or who collects such payments on behalf of the recipient.

If an owner purchasing a Series 2017B Bond through a brokerage account has executed a Form W-9 in connection with the establishment of such account, as generally can be expected, no backup withholding should occur. In any event, backup withholding does not affect the excludability of the interest on the Series 2017B Bonds from gross income for Federal income tax purposes. Any amounts withheld pursuant to backup withholding would be allowed as a refund or a credit against the owner’s Federal income tax once the required information is furnished to the Internal Revenue Service.

### ***Miscellaneous***

Tax legislation, administrative actions taken by tax authorities, or court decisions, whether at the Federal or state level, may adversely affect the tax-exempt status of interest on the Series 2017B Bonds under Federal or state law or otherwise prevent beneficial owners of the Series 2017B Bonds from realizing the full current benefit of the tax status of such interest. In addition, such legislation or actions (whether currently proposed, proposed in the future, or enacted) and such decisions could affect the market price or marketability of the Series 2017B Bonds.



Prospective purchasers of the Series 2017B Bonds should consult their own tax advisors regarding the foregoing matters.

The proposed form of the opinion of Hawkins Delafield & Wood LLP relating to the Series 2017B Bonds is set forth in Appendix D hereto.

## **Series 2017C Bonds**

### ***General***

In the opinion of Hawkins Delafield & Wood LLP, under existing statutes and court decisions and assuming continuing compliance with certain tax covenants described herein, (i) interest on the Series 2017C Bonds is excluded from gross income for Federal income tax purposes pursuant to Section 103 of the Internal Revenue Code of 1986, as amended (the “Code”), except that no opinion is expressed as to such exclusion of interest on any Series 2017C Bond for any period during which the Series 2017C Bond is held by a person who, within the meaning of Section 147(a) of the Code, is a “substantial user” of the facilities financed with the proceeds of the Series 2017C Bonds or a “related person,” and (ii) interest on the Series 2017C Bonds is not treated as a preference item in calculating the alternative minimum tax imposed on individuals and corporations under the Code and is not included in the adjusted current earnings of corporations for purposes of calculating the alternative minimum tax. In rendering such opinion, Hawkins Delafield & Wood LLP has relied on certain representations, certifications of fact, and statements of reasonable expectations made by, as applicable, DASNY, OMH, each voluntary agency receiving a loan from DASNY being financed with proceeds of the Series 2017C Bonds (collectively, the “2017C Voluntary Agencies”) and others, and Hawkins Delafield & Wood LLP has assumed compliance by, as applicable, DASNY, OMH and the 2017C Voluntary Agencies with certain ongoing covenants to comply with applicable requirements of the Code to assure the exclusion of interest on the Series 2017C Bonds from gross income under Section 103 of the Code.

In addition, in the opinion of Hawkins Delafield & Wood LLP, under existing statutes, interest on the Series 2017C Bonds is exempt from personal income taxes imposed by the State of New York or any political subdivision thereof (including The City of New York).

Hawkins Delafield & Wood LLP expresses no opinion regarding any other Federal or state tax consequences with respect to the Series 2017C Bonds. Hawkins Delafield & Wood LLP renders its opinion under existing statutes and court decisions as of the issue date, and assumes no obligation to update, revise or supplement its opinion to reflect any action hereafter taken or not taken, or any facts or circumstances that may hereafter come to their attention, or changes in law or in interpretations thereof that may hereafter occur, or for any other reason. Hawkins Delafield & Wood LLP expresses no opinion on the effect of any action hereafter taken or not taken in reliance upon an opinion of other counsel on the exclusion from gross income for Federal income tax purposes of interest on the Series 2017C Bonds, or the exemption from personal income taxes of interest on the Series 2017C Bonds under state and local tax law.

### ***Certain Ongoing Federal Tax Requirements and Covenants***

The Code establishes certain ongoing requirements that must be met subsequent to the issuance and delivery of the Series 2017C Bonds in order that interest on the Series 2017C Bonds be and remain excluded from gross income under Section 103 of the Code. These requirements include, but are not limited to, requirements relating to use and expenditure of gross proceeds of the Series 2017C Bonds, yield and other restrictions on investments of gross proceeds, and the arbitrage rebate requirement that certain excess earnings on gross proceeds be rebated to the Federal government. Noncompliance with such requirements may cause interest on the Series 2017C Bonds to become included in gross income for

Federal income tax purposes retroactive to their issue date, irrespective of the date on which such noncompliance occurs or is discovered. DASNY, OMH and the 2017C Voluntary Agencies, as applicable, have covenanted to comply with certain applicable requirements of the Code to assure the exclusion of interest on the Series 2017C Bonds from gross income under Section 103 of the Code.

Under applicable provisions of the Code, the exclusion from gross income of interest on the Series 2017C Bonds for purposes of Federal income taxation requires that either (i) at least 20% of the units in each voluntary agency facility financed by the Series 2017C Bonds be occupied during the “Qualified Project Period” (defined below) by individuals whose incomes, determined in a manner consistent with Section 8 of the United States Housing Act of 1937, as amended, do not exceed 50% of the median income for the area, as adjusted for family size, or (ii) at least 40% of the units in each voluntary agency facility (25% for the units located in New York City) financed by the Series 2017C Bonds be occupied during the “Qualified Project Period” by individuals whose incomes, determined in a manner consistent with Section 8 of the United States Housing Act of 1937, as amended, do not exceed 60% of the median income for the area, as adjusted for family size, and (iii) all of the units of each such voluntary agency facility be rented or available for rental on a continuous basis during the Qualified Project Period. “Qualified Project Period” for each such voluntary agency facility means a period commencing upon the later of (a) occupancy of 10% of the units in each such voluntary agency facility or (b) the date of issue of the Series 2017C Bonds and running until the later of (i) the date which is 15 years after occupancy of 50% of the units in each such voluntary agency facility, (ii) the first date on which no tax-exempt private activity bonds issued with respect to each such voluntary agency facility are outstanding or (iii) the date on which any assistance provided with respect to such voluntary agency facility under Section 8 of the 1937 Housing Act terminates. Each such voluntary agency facility will meet the continuing low income requirement as long as the income of the individuals occupying the unit does not increase to more than 140% of the applicable limit. Upon an increase over 140% of the applicable limit, the next available unit of comparable or smaller size in the voluntary agency facility must be rented to an individual having an income that does not exceed the applicable income limitation.

In the event of noncompliance with the requirements described in the preceding paragraph arising from events occurring after the issuance of the Series 2017C Bonds, Treasury Regulations provide that the exclusion of interest from gross income for Federal income tax purposes will not be impaired if DASNY takes appropriate corrective action within a reasonable period of time after such noncompliance is first discovered or should have been discovered by DASNY.

### ***Certain Collateral Federal Tax Consequences***

The following is a brief discussion of certain collateral Federal income tax matters with respect to the Series 2017C Bonds. It does not purport to address all aspects of Federal taxation that may be relevant to a particular owner of a Series 2017C Bond. Prospective investors, particularly those who may be subject to special rules, are advised to consult their own tax advisors regarding the Federal tax consequences of owning and disposing of the Series 2017C Bonds. Prospective owners of the Series 2017C Bonds should be aware that the ownership of such obligations may result in collateral Federal income tax consequences to various categories of persons, such as corporations (including S corporations and foreign corporations), financial institutions, property and casualty and life insurance companies, individual recipients of Social Security and railroad retirement benefits, individuals otherwise eligible for the earned income tax credit, and taxpayers deemed to have incurred or continued indebtedness to purchase or carry obligations the interest on which is excluded from gross income for Federal income tax purposes. Interest on the Series 2017C Bonds may be taken into account in determining the tax liability of foreign corporations subject to the branch profits tax imposed by Section 884 of the Code.

### ***Original Issue Discount***

“Original issue discount” (“OID”) is the excess of the sum of all amounts payable at the stated maturity of a Series 2017C Bond (excluding certain “qualified stated interest” that is unconditionally payable at least annually at prescribed rates) over the issue price of that maturity. In general, the “issue price” of a maturity means the first price at which a substantial amount of the Series 2017C Bonds of that maturity was sold (excluding sales to bond houses, brokers, or similar persons acting in the capacity as underwriters, placement agents, or wholesalers). In general, the issue price for each maturity of the Series 2017C Bonds is expected to be the initial public offering price set forth on the inside cover pages of this Official Statement. Co-Bond Counsel are of the opinion that, for any Series 2017C Bonds having OID (a “Discount Bond”), OID that has accrued and is properly allocable to the owners of the Discount Bonds under Section 1288 of the Code is excludable from gross income for Federal income tax purposes to the same extent as other interest on the Series 2017C Bonds.

In general, under Section 1288 of the Code, OID on a Discount Bond accrues under a constant yield method, based on periodic compounding of interest over prescribed accrual periods using a compounding rate determined by reference to the yield on that Discount Bond. An owner’s adjusted basis in a Discount Bond is increased by accrued OID for purposes of determining gain or loss on sale, exchange, or other disposition of such Series 2017C Bond. Accrued OID may be taken into account as an increase in the amount of tax-exempt income received or deemed to have been received for purposes of determining various other tax consequences of owning a Discount Bond even though there will not be a corresponding cash payment.

Owners of Discount Bonds should consult their own tax advisors with respect to the treatment of OID for Federal income tax purposes, including various special rules relating thereto, and the state and local tax consequences of acquiring, holding, and disposing of Discount Bonds.

### ***Bond Premium***

In general, if an owner acquires a Series 2017C Bond for a purchase price (excluding accrued interest) or otherwise at a tax basis that reflects a premium over the sum of all amounts payable on the Series 2017C Bond after the acquisition date (excluding certain “qualified stated interest” that is unconditionally payable at least annually at prescribed rates), that premium constitutes “bond premium” on that Bond (a “Premium Bond”). In general, under Section 171 of the Code, an owner of a Premium Bond must amortize the bond premium over the remaining term of the Premium Bond, based on the owner’s yield over the remaining term of the Premium Bond determined based on constant yield principles (in certain cases involving a Premium Bond callable prior to its stated maturity date, the amortization period and yield may be required to be determined on the basis of an earlier call date that results in the lowest yield on such bond). An owner of a Premium Bond must amortize the bond premium by offsetting the qualified stated interest allocable to each interest accrual period under the owner’s regular method of accounting against the bond premium allocable to that period. In the case of a tax-exempt Premium Bond, if the bond premium allocable to an accrual period exceeds the qualified stated interest allocable to that accrual period, the excess is a nondeductible loss. Under certain circumstances, the owner of a Premium Bond may realize a taxable gain upon disposition of the Premium Bond even though it is sold or redeemed for an amount less than or equal to the owner’s original acquisition cost. Owners of any Premium Bonds should consult their own tax advisors regarding the treatment of bond premium for Federal income tax purposes, including various special rules relating thereto, and state and local tax consequences, in connection with the acquisition, ownership, amortization of bond premium on, sale, exchange, or other disposition of Premium Bonds.

### ***Information Reporting and Backup Withholding***

Information reporting requirements apply to interest (including OID) paid on tax-exempt obligations, including the Series 2017C Bonds. In general, such requirements are satisfied if the interest recipient completes, and provides the payor with, a Form W-9, "Request for Taxpayer Identification Number and Certification," or if the recipient is one of a limited class of exempt recipients. A recipient not otherwise exempt from information reporting who fails to satisfy the information reporting requirements will be subject to "backup withholding," which means that the payor is required to deduct and withhold a tax from the interest payment, calculated in the manner set forth in the Code. For the foregoing purpose, a "payor" generally refers to the person or entity from whom a recipient receives its payments of interest or who collects such payments on behalf of the recipient. If an owner purchasing a Series 2017C Bond through a brokerage account has executed a Form W-9 in connection with the establishment of such account, as generally can be expected, no backup withholding should occur. In any event, backup withholding does not affect the excludability of the interest on the Series 2017C Bonds from gross income for Federal income tax purposes. Any amounts withheld pursuant to backup withholding would be allowed as a refund or a credit against the owner's Federal income tax once the required information is furnished to the Internal Revenue Service.

### ***Miscellaneous***

Tax legislation, administrative actions taken by tax authorities, or court decisions, whether at the Federal or state level, may adversely affect the tax-exempt status of interest on the Series 2017C Bonds under Federal or state law or otherwise prevent beneficial owners of the Series 2017C Bonds from realizing the full current benefit of the tax status of such interest. In addition, such legislation or actions (whether currently proposed, proposed in the future, or enacted) and such decisions could affect the market price or marketability of the Series 2017C Bonds.

Prospective purchasers of the Series 2017C Bonds should consult their own tax advisors regarding the foregoing matters.

The proposed form of the opinion of Hawkins Delafield & Wood LLP relating to the Series 2017C Bonds is set forth in Appendix D hereto.

### **Series 2017D Bonds**

#### ***General***

In the opinion of Hawkins Delafield & Wood LLP, interest on the Series 2017D Bonds (the "Taxable Bonds") (i) is included in gross income for Federal income tax purposes pursuant to the Code and (ii) is exempt, under existing statutes, from personal income taxes imposed by the State of New York or any political subdivisions thereof (including The City of New York).

The following discussion is a summary of the principal United States Federal income tax consequences of the acquisition, ownership and disposition of Taxable Bonds by original purchasers of the Taxable Bonds who are U.S. Holders (as defined below). This summary is based on the Code, Treasury regulations, revenue rulings and court decisions, all as now in effect and all subject to change at any time, possibly with retroactive effect. This summary assumes that the Taxable Bonds will be held as "capital assets" under the Code, and it does not discuss all of the United States Federal income tax consequences that may be relevant to a holder in light of its particular circumstances or to holders subject to special rules, such as insurance companies, financial institutions, tax-exempt organizations, dealers in securities or foreign currencies, persons holding the Taxable Bonds as a position in a "hedge" or "straddle" for United States Federal income tax purposes, holders whose functional currency (as defined

in Section 985 of the Code) is not the United States dollar, holders who acquire Taxable Bonds in the secondary market, or individuals, estates and trusts subject to the tax on unearned income imposed by Section 1411 of the Code. Each prospective purchaser of the Taxable Bonds should consult with its own tax advisor concerning the United States Federal income tax and other tax consequences to it of the acquisition, ownership and disposition of the Taxable Bonds as well as any tax consequences that may arise under the laws of any state, local or foreign tax jurisdiction.

As used herein, the term “U.S. Holder” means a beneficial owner of a Taxable Bond that is for United States Federal income tax purposes (i) a citizen or resident of the United States, (ii) a corporation, partnership or other entity created or organized in or under the laws of the United States or of any political subdivision thereof, (iii) an estate the income of which is subject to United States Federal income taxation regardless of its source or (iv) a trust whose administration is subject to the primary jurisdiction of a United States court and which has one or more United States fiduciaries who have the authority to control all substantial decisions of the trust.

### ***U.S. Holders—Interest Income***

Interest and original issue discount (as defined below) on the Taxable Bonds are included in gross income for United States Federal income tax purposes.

### ***Original Issue Discount***

For United States Federal income tax purposes, a Taxable Bond will be treated as issued with original issue discount (“OID”) if the excess of a Taxable Bond’s “stated redemption price at maturity” over its “issue price” equals or exceeds a statutorily determined de minimis amount. The “issue price” of each Taxable Bond in a particular issue equals the first price at which a substantial amount of such issue is sold to the public (excluding bond houses, brokers, or similar persons or organizations acting in the capacity of underwriters, placement agents or wholesalers). The “stated redemption price at maturity” of a Taxable Bond is the sum of all payments provided by such Taxable Bond other than “qualified stated interest” payments. The term “qualified stated interest” generally means stated interest that is unconditionally payable in cash or property (other than debt instruments of the issuer) at least annually at a single fixed rate. In general, if the excess of a Taxable Bond’s stated redemption price at maturity over its issue price is less than .25 percent of the Taxable Bond’s stated redemption price at maturity multiplied by the number of complete years to its maturity (the “de minimis amount”), then such excess, if any, constitutes de minimis OID, and the Taxable Bond is not treated as being issued with OID and all payments of stated interest (including stated interest that would otherwise be characterized as OID) is treated as qualified stated interest, as described below.

Payments of qualified stated interest on a Taxable Bond are taxable to a U.S. Holder as ordinary interest income at the time such payments are accrued or are received in accordance with the U.S. Holder’s regular method of tax accounting. A U.S. Holder of a Taxable Bond having a maturity of more than one year from its date of issue generally must include OID in income as ordinary interest as it accrues on a constant-yield method in advance of receipt of the cash payments attributable to such income, regardless of such U.S. Holder’s regular method of tax accounting. The amount of OID included in income by the U.S. Holder of a Taxable Bond is the sum of the daily portions of OID with respect to such Taxable Bond for each day during the taxable year (or portion of the taxable year) on which such U.S. Holder held such Taxable Bond. The daily portion of OID on any Taxable Bond is determined by allocating to each day in any “accrual period” a ratable portion of the OID allocable to the accrual period. All accrual periods with respect to a Taxable Bond may be of any length and the accrual periods may vary in length over the term of the Taxable Bond, provided that each accrual period is no longer than one year and each scheduled payment of principal or interest occurs either on the first or final day of an accrual period. The amount of OID allocable to an accrual period is generally equal to the difference between (i)

the product of the Taxable Bond's "adjusted issue price" at the beginning of such accrual period and such Taxable Bond's yield to maturity (determined on the basis of compounding at the close of each accrual period and appropriately adjusted to take into account the length of the particular accrual period) and (ii) the amount of any qualified stated interest payments allocable to such accrual period. The "adjusted issue price" of a Taxable Bond at the beginning of any accrual period is the issue price of the Taxable Bond plus the amount of accrued OID includable in income for all prior accrual periods minus the amount of any prior payments on the Taxable Bond other than qualified stated interest payments. The amount of OID allocable to an initial short accrual period may be computed using any reasonable method if all other accrual periods other than a final short accrual period are of equal length. The amount of OID allocable to the final accrual period is the difference between (i) the amount payable at the maturity of the Taxable Bond (other than a payment of qualified stated interest) and (ii) the Taxable Bond's adjusted issue price as of the beginning of the final accrual period. Under the OID rules, U.S. Holders generally will have to include in income increasingly greater amounts of OID in successive accrual periods.

A U.S. Holder may elect to include in gross income all interest that accrues on a Taxable Bond using the constant-yield method described immediately above under the heading "Original Issue Discount," with the modifications described below. For purposes of this election, interest includes, among other things, stated interest, OID and de minimis OID, as adjusted by any amortizable bond premium described below under the heading "Bond Premium". In applying the constant-yield method to a Taxable Bond with respect to which this election has been made, the issue price of the Taxable Bond will equal its cost to the electing U.S. Holder, the issue date of the Taxable Bond will be the date of its acquisition by the electing U.S. Holder, and no payments on the Taxable Bond will be treated as payments of qualified stated interest. The election will generally apply only to the Taxable Bond with respect to which it is made and may not be revoked without the consent of the Internal Revenue Service. If this election is made with respect to a Taxable Bond with amortizable bond premium, then the electing U.S. Holder will be deemed to have elected to apply amortizable bond premium against interest with respect to all debt instruments with amortizable bond premium (other than debt instruments the interest on which is excludable from gross income) held by the electing U.S. Holder as of the beginning of the taxable year in which the Taxable Bond with respect to which the election is made is acquired or thereafter acquired. The deemed election with respect to amortizable bond premium may not be revoked without the consent of the Internal Revenue Service.

U.S. Holders of any Taxable Bonds issued with OID should consult their own tax advisors with respect to the treatment of OID for Federal income tax purposes, including various special rules relating thereto, and state and local tax consequences, in connection with the acquisition, ownership, and disposition of Taxable Bonds.

### ***Bond Premium***

In general, if a U.S. Holder acquires a Taxable Bond for a purchase price (excluding accrued interest) or otherwise at a tax basis that reflects a premium over the sum of all amounts payable on the Taxable Bond after the acquisition date (excluding certain "qualified stated interest" that is unconditionally payable at least annually at prescribed rates), that premium constitutes "bond premium" on that Taxable Bond (a "Taxable Premium Bond"). In general, if a U.S. Holder of a Taxable Premium Bond elects to amortize the premium as "amortizable bond premium" over the remaining term of the Taxable Premium Bond, determined based on constant yield principles (in certain cases involving a Taxable Premium Bond callable prior to its stated maturity date, the amortization period and yield may be required to be determined on the basis of an earlier call date that results in the highest yield on such bond), the amortizable premium is treated as an offset to interest income; the U.S. Holder will make a corresponding adjustment to such holder's basis in the Taxable Premium Bond. Any such election applies to all debt instruments of the U.S. Holder (other than tax-exempt bonds) held at the beginning of the first taxable year to which the election applies and to all such debt instruments thereafter acquired, and

is irrevocable without the Internal Revenue Service's consent. A U.S. Holder of a Taxable Premium Bond that so elects to amortize bond premium does so by offsetting the qualified stated interest allocable to each interest accrual period under the U.S. Holder's regular method of Federal tax accounting against the bond premium allocable to that period. If the bond premium allocable to an accrual period exceeds the qualified stated interest allocable to that accrual period, the excess is treated as a bond premium deduction under Section 171(a)(1) of the Code, subject to certain limitations. If a Taxable Premium Bond is optionally callable before maturity at a price in excess of its stated redemption price at maturity, special rules may apply with respect to the amortization of bond premium. Under certain circumstances, the U.S. Holder of a Taxable Premium Bond may realize a taxable gain upon disposition of the Taxable Premium Bond even though it is sold or redeemed for an amount less than or equal to the U.S. Holder's original acquisition cost.

U.S. Holders of any Taxable Premium Bonds should consult their own tax advisors with respect to the treatment of bond premium for Federal income tax purposes, including various special rules relating thereto, and state and local tax consequences, in connection with the acquisition, ownership, and disposition of Taxable Premium Bonds.

#### ***U.S. Holders—Disposition of Taxable Bonds***

Except as discussed above, upon the sale, exchange, redemption, or other disposition (which would include a legal defeasance) of a Taxable Bond, a U.S. Holder generally will recognize taxable gain or loss in an amount equal to the difference between the amount realized (other than amounts attributable to accrued interest not previously includable in income) and such U.S. Holder's adjusted tax basis in the Taxable Bond. A U.S. Holder's adjusted tax basis in a Taxable Bond generally will equal such U.S. Holder's initial investment in the Taxable Bond, increased by any OID included in the U.S. Holder's income with respect to the Taxable Bond and decreased by the amount of any payments, other than qualified stated interest payments, received and bond premium amortized with respect to such Taxable Bond. Such gain or loss generally will be long-term capital gain or loss if the Taxable Bond was held for more than one year.

#### ***U.S. Holders—Defeasance***

U.S. Holders of the Taxable Bonds should be aware that, for Federal income tax purposes, the deposit of moneys or securities in escrow in such amount and manner as to cause the Taxable Bonds to be deemed to be no longer outstanding under the Resolution of the Taxable Bonds (a "defeasance") (See "Appendix B—Summary of Certain Provisions of the General Resolution"), could result in a deemed exchange under Section 1001 of the Code and a recognition by such owner of taxable income or loss, without any corresponding receipt of moneys. In addition, for Federal income tax purposes, the character and timing of receipt of payments on the Taxable Bonds subsequent to any such defeasance could also be affected. U.S. Holders of the Taxable Bonds are advised to consult with their own tax advisors regarding the consequences of a defeasance for Federal income tax purposes, and for state and local tax purposes.

#### ***U.S. Holders—Backup Withholding and Information Reporting***

In general, information reporting requirements will apply to non-corporate U.S. Holders with respect to payments of principal, payments of interest, and the accrual of OID on a Taxable Bond and the proceeds of the sale of a Taxable Bond before maturity within the United States. Backup withholding at a rate provided in the Code will apply to such payments and to payments of OID unless the U.S. Holder (i) is a corporation or other exempt recipient and, when required, demonstrates that fact, or (ii) provides a correct taxpayer identification number, certifies under penalties of perjury, when required, that such U.S. Holder is not subject to backup withholding and has not been notified by the Internal Revenue Service

that it has failed to report all interest and dividends required to be shown on its United States Federal income tax returns.

Any amounts withheld under the backup withholding rules from a payment to a beneficial owner, and which constitutes over-withholding, would be allowed as a refund or a credit against such beneficial owner's United States Federal income tax provided the required information is furnished to the Internal Revenue Service.

### ***Miscellaneous***

Tax legislation, administrative actions taken by tax authorities, or court decisions, whether at the Federal or state level, may adversely affect the tax-exempt status of interest on the Taxable Bonds under state law and could affect the market price or marketability of the Taxable Bonds.

Prospective purchasers of the Taxable Bonds should consult their own tax advisors regarding the foregoing matters.

The proposed form of the opinion of Hawkins Delafield & Wood LLP relating to the Series 2017D Bonds is set forth in Appendix D hereto.

## **PART 14—LITIGATION**

There is no litigation or other proceeding pending or, to the knowledge of DASNY, threatened in any court, agency or other administrative body (either State or Federal) restraining or enjoining the issuance, sale or delivery of the Series 2017 Bonds, or in any way questioning or affecting (i) the proceedings under which the Series 2017 Bonds are to be issued, (ii) the pledge effected under the General Resolution, or (iii) the validity of any provision of the Authorizing Legislation, the Series 2017 Bonds, the General Resolution or the Financing Agreement. See "APPENDIX A" under the heading "Litigation" for a description of certain litigation relating to the State generally.

## **PART 15—CERTAIN LEGAL MATTERS**

Certain legal matters incident to the authorization, issuance, sale and delivery of the Series 2017 Bonds are subject to the approval of Hawkins Delafield & Wood LLP, New York, New York, and Golden Holley James LLP, New York, New York, Co-Bond Counsel to DASNY, and to certain other conditions. The approving opinions of Co-Bond Counsel will be delivered with the Series 2017 Bonds. The proposed forms of such opinions are included in this Official Statement as Appendix D.

## **PART 16—SALE BY COMPETITIVE BIDDING**

The Series 2017B Bonds were awarded pursuant to three separate competitive bidding processes on October 3, 2017. The Series 2017B Group 1 Bonds, comprised of Series 2017B Bonds maturing in the years 2019 through 2027, inclusive, were sold to Goldman Sachs & Co. The Series 2017B Group 2 Bonds, comprised of Series 2017B Bonds maturing in the years 2028 through 2037, inclusive, were sold to Merrill Lynch, Pierce, Fenner & Smith Incorporated. The Series 2017B Group 3 Bonds, comprised of Series 2017B Bonds maturing in the years 2038 through 2047, inclusive, were sold to Morgan Stanley & Co. LLC. The Series 2017B Bonds will be purchased by the respective purchasers at an aggregate price of \$1,885,380,495.94, which reflects original issue premium of \$277,702,806.45 and an underwriters' discount of \$2,512,310.51.



The Series 2017C Bonds also were awarded, pursuant to a competitive bidding process, on October 3, 2017 to Roosevelt & Cross, Inc. The Series 2017C Bonds will be purchased at a price of \$22,716,657.45, which reflects original issue premium of \$629,917.45 and an underwriters' discount of \$268,260.00.

The Series 2017D Bonds also were awarded, pursuant to a competitive bidding process, on October 3, 2017 to J.P. Morgan Securities LLC. The Series 2017D Bonds will be purchased at a price of \$34,537,788.19, which reflects an underwriter's discount of \$42,211.81.

The respective purchasers have supplied the information as to the initial public offering prices of the Series 2017 Bonds as set forth on the inside cover of this Official Statement. The Series 2017 Bonds may be offered and sold to certain dealers at prices lower than the public offering prices set forth on the inside cover page, and such public offering prices may be changed from time to time by the purchasers.

### **PART 17—LEGALITY OF INVESTMENT**

Under New York State law, the Series 2017 Bonds are securities in which all public officers and bodies of the State and all municipalities and municipal subdivisions, all insurance companies and associations, all savings banks and savings institutions, including savings and loan associations, administrators, guardians, executors, trustees, committees, conservators and other fiduciaries in the State may properly and legally invest funds in their control. However, enabling legislation or bond resolutions of individual authorities and public benefit corporations of the State may limit the investment of funds of such authorities and corporations in the Series 2017 Bonds.

### **PART 18—VERIFICATION OF MATHEMATICAL COMPUTATIONS**

When the Series 2017B Bonds are issued, Samuel Klein and Company, Certified Public Accountants (the "Verification Agent"), will deliver its report indicating that it has verified the arithmetic accuracy of (a) the mathematical computations of the adequacy of the cash and the maturing principal amounts of, and the interest on, the Defeasance Securities to pay the interest and principal or redemption price coming due on the Refunded Bonds and (b) certain calculations relating to the Refunded Bonds and the Series 2017B Bonds. See "PART 6—THE REFUNDING PLAN."

### **PART 19—RATINGS**

The Series 2017 Bonds are rated "Aa1" by Moody's and "AAA" by S&P Global Ratings. Each rating reflects only the view of the rating agency issuing such rating and an explanation of the significance of such rating may be obtained from the rating agency furnishing the same. There is no assurance that such credit ratings will continue for any given period of time or that either or both will not be revised downward or withdrawn entirely by either or both of such rating agencies, if, in the judgment of either or both of them, circumstances so warrant. Any such downward revision or withdrawal of such rating or ratings may have an adverse effect on the market price of the Series 2017 Bonds. A securities rating is not a recommendation to buy, sell or hold securities and may be subject to revision or withdrawal at any time.

## PART 20—CONTINUING DISCLOSURE

In order to assist the initial purchasers of the Series 2017 Bonds to comply with Rule 15c2-12 (“Rule 15c2-12”) promulgated by the Securities and Exchange Commission (the “SEC”) under the Securities Exchange Act of 1934, as amended, each of the Authorized Issuers, the State, and each of the trustees under the general resolutions have entered into a written agreement, dated as of May 1, 2002, and amended and restated as of July 1, 2009 and December 1, 2010 (the “Master Disclosure Agreement”) for the benefit of all holders of State Personal Income Tax Revenue Bonds, including the holders of the Series 2017 Bonds. The parties to the Master Disclosure Agreement have agreed to provide continuing disclosure of certain financial and operating data concerning the State and the sources of the Revenue Bond Tax Fund Receipts (collectively, the “Annual Information”) in accordance with the requirements of Rule 15c2-12 and as described in the Master Disclosure Agreement. The Division of the Budget will electronically file with the Municipal Securities Rulemaking Board (the “MSRB”) through its Electronic Municipal Market Access (“EMMA”) System on or before 120 days after the end of each State fiscal year. An executed copy of the Master Disclosure Agreement is attached hereto as APPENDIX E.

The State Comptroller is required by existing law to issue audited annual financial statements of the State, prepared in accordance with accounting principles generally accepted in the United States of America (“GAAP”), within 120 days after the close of the State Fiscal Year, and the State will undertake to electronically file with the MSRB, the State’s annual financial statements prepared in accordance with GAAP and audited by an independent firm of certified public accountants in accordance with auditing standards generally accepted in the United States of America and the standards applicable to financial audits contained in Government Auditing Standards issued by the Comptroller General of the United States, provided, however, that if audited financial statements are not then available, unaudited financial statements shall be filed no later than 120 days after the end of the State’s fiscal year and such audited statements shall be electronically filed with the MSRB, if and when such statements are available. In addition, the Authorized Issuers have agreed in the Master Disclosure Agreement to electronically file with the MSRB, in a timely manner not in excess of ten (10) business days after the occurrence of any of the fourteen events described in the Master Disclosure Agreement, notice of any such events.

If any party to the Master Disclosure Agreement fails to comply with any provisions thereof, then each of the other parties to the Master Disclosure Agreement and, as a direct or third party beneficiary, as the case may be, any holder of State Personal Income Tax Revenue Bonds, including the holders of the Series 2017 Bonds, may enforce, for the equal benefit and protection of all holders similarly situated, by mandamus or other suit or proceeding at law or in equity, the Master Disclosure Agreement against such party and any of its officers, agents and employees, and may compel such party or any such officers, agents or employees to perform and carry out their duties thereunder. The parties to the Master Disclosure Agreement, however, are not obligated to enforce the obligations of the others. The sole and exclusive remedy for breach or default under the Master Disclosure Agreement to provide continuing disclosure described above is an action to compel specific performance of the obligations of the State and/or the applicable Authorized Issuer contained therein, and no person or other entity, including any holder of State Personal Income Tax Revenue Bonds, including the holders of the Series 2017 Bonds, may recover monetary damages thereunder under any circumstances. Any holder or beneficial owner of State Personal Income Tax Revenue Bonds, including the holders of Series 2017 Bonds, may enforce the Master Disclosure Agreement to the equal and proportionate benefit of all holders or beneficial owners similarly situated to the extent provided in the Master Disclosure Agreement. A breach or default under the Master Disclosure Agreement shall not constitute an Event of Default under the general resolutions. In addition, if all or any part of Rule 15c2-12 ceases to be in effect for any reason, then the information required to be provided under the Master Disclosure Agreement, insofar as the provision of Rule 15c2-12 no longer in effect required the provision of such information, shall no longer be required to be provided.

The obligations of the State under the Master Disclosure Agreement may be terminated if the State ceases to be an obligated person as defined in Rule 15c2-12.

The State has not in the previous five years failed to comply, in any material respect, with the Master Disclosure Agreement or any other previous undertakings or agreements pursuant to Rule 15c2-12 in relation to State Personal Income Tax Revenue Bonds. Pursuant to the terms of the Master Disclosure Agreement, DASNY, as conduit issuer of State Personal Income Tax Revenue Bonds, has agreed in such agreement to provide notices of certain events as described in such agreement and has complied with such contractual undertaking in all material respects.

The Master Disclosure Agreement contains a general description of the type of financial information and operating data that will be provided; the descriptions are not intended to state more than general categories of financial information and operating data; and if an undertaking calls for information that no longer can be generated because the operations to which it is related have been materially changed or discontinued, a statement to that effect would be provided. As a result, it is not anticipated that it often will be necessary to amend the information undertakings. The Master Disclosure Agreement, however, may be amended or modified without Bondholders' consent under certain circumstances set forth therein.

## **PART 21—MISCELLANEOUS**

Certain information concerning the State (which is either included in or appended to this Official Statement) has been furnished or reviewed and authorized for use by DASNY by such sources as described in this Official Statement. While DASNY believes that these sources are reliable, DASNY has not independently verified this information and does not guarantee the accuracy or completeness of the information furnished by the respective sources.

The State provided the information relating to the State in “APPENDIX A—INFORMATION CONCERNING THE STATE OF NEW YORK.”

The Director of the Budget is to certify that the statements and information appearing (a) under the headings (i) “PART 1 — SUMMARY STATEMENT” (except under the subcaption “Purpose of Issue” and except for the fourth, eighth (last sentence only) and ninth paragraphs under the subcaption “Sources of Payment and Security for State Personal Income Tax Revenue Bonds — Revenue Bond Tax Fund Receipts”, as to which no representation is made), (ii) “PART 2 — INTRODUCTION” (the second, third, fourth, sixth, seventh, eighth, tenth and twelfth (other than the last sentence thereof) paragraphs only), (iii) “PART 3 — SECURITY AND SOURCES OF PAYMENT FOR STATE PERSONAL INCOME TAX REVENUE BONDS,” (iv) “PART 4 — SOURCES OF NEW YORK STATE PERSONAL INCOME TAX RECEIPTS FOR THE REVENUE BOND TAX FUND,” (v) “PART 9 — DEBT SERVICE REQUIREMENTS” as to the column “Other Outstanding NYS Personal Income Tax Revenue Bonds Debt Service,” and (vi) “PART 20 — CONTINUING DISCLOSURE” (the first sentence of the fourth paragraph only), and (b) in the “Annual Information Statement of the State of New York”, including any updates or supplements, included in Appendix A to this Official Statement are true, correct and complete in all material respects, and that no facts have come to his attention that would lead him to believe that such statements and information contain any untrue statement of a material fact or omit to state any material fact necessary in order to make such statements and information, in light of the circumstances under which they were made, not misleading, provided, however, that while the information and statements contained under such headings and in Appendix A which were obtained from sources other than the State are not certified as to truth, correctness or completeness, such statements and information have been obtained from sources that he believes to be reliable and he has no reason to believe that such statements and information contain any untrue statement of a material fact or omit to state any material fact necessary in order to make such statements and information, in light of the circumstances under which they were made, not misleading; provided, further, however, that with regard

to the statements and information in Appendix A hereto under the caption “Litigation”, such statements and information as to legal matters are given to the best of his information and belief, having made such inquiries as he deemed appropriate at the offices of the Department of Law of the State, without any further independent investigation. The certification is to apply both as of the date of this Official Statement and as of the date of delivery of the Series 2017 Bonds.

Public Resources Advisory Group has acted as financial advisor to the Division of the Budget in connection with the sale and issuance of the Series 2017 Bonds.

The references herein to the Authority Act, the Enabling Act and other laws of the State, the General Resolution and the Financing Agreement are brief outlines of certain provisions thereof. Such outlines do not purport to be complete and reference should be made to each for a full and complete statement of its provisions. The agreements of DASNY with the registered Owners of the Series 2017 Bonds are fully set forth in the General Resolution (including any supplemental resolutions thereto), and neither any advertisement of the Series 2017 Bonds nor this Official Statement is to be construed as a contract with the purchasers of the Series 2017 Bonds. So far as any statements are made in this Official Statement involving matters of opinion, forecasts or estimates, whether or not expressly stated, are intended merely as expressions of opinion, forecasts or estimates and not as representations of fact. Copies of the documents mentioned in this paragraph are available for review at the corporate headquarters of DASNY located at 515 Broadway, Albany, New York 12207.

[Remainder of Page Intentionally Left Blank]

The execution and delivery of this Official Statement by an Authorized Officer have been duly authorized by DASNY.

**DORMITORY AUTHORITY OF THE STATE OF  
NEW YORK**

By: /s/ Gerrard P. Bushell  
Authorized Officer

[THIS PAGE INTENTIONALLY LEFT BLANK]

**APPENDIX A**

**INFORMATION CONCERNING THE STATE OF  
NEW YORK**

[THIS PAGE INTENTIONALLY LEFT BLANK]



## APPENDIX A

### INFORMATION CONCERNING THE STATE OF NEW YORK

The State Legislature is not legally obligated to appropriate amounts for the payment of principal of, sinking fund installments, if any, or interest on the obligations to which this Official Statement relates. For information about the sources of payment of such obligations, the foregoing Official Statement to which this Appendix A is attached should be read in its entirety. The continued willingness and ability of the State, however, to make the appropriations and otherwise provide for the payments contemplated in the foregoing Official Statement, and the market for and market prices of the obligations, may depend in part upon the financial condition of the State.


Appendix A contains the Annual Information Statement of the State of New York ("Annual Information Statement" or "AIS"), as updated or supplemented to the date specified therein. The State intends to update and supplement that Annual Information Statement as described therein. It has been supplied by the State to provide information about the financial condition of the State in the Official Statements of all issuers, including public authorities of the State, that may depend in whole or in part on State appropriations as sources of payment of their respective bonds, notes or other obligations.

The AIS set forth in this Appendix A is dated June 20, 2017. It was updated on September 26, 2017. The AIS was filed with the Municipal Securities Rulemaking Board (MSRB) through its Electronic Municipal Market Access (EMMA) system. An electronic copy of this AIS can be accessed through the EMMA system at [www.emma.msrb.org](http://www.emma.msrb.org). An official copy of the AIS may be obtained by contacting the Division of the Budget, State Capitol, Albany, NY 12224, Tel: (518) 473-8705. An informational copy of the AIS is available on the Internet at <http://www.budget.ny.gov>.

The Basic Financial Statements and Other Supplementary Information for the State fiscal year ended March 31, 2017 were prepared by the State Comptroller in accordance with accounting principles generally accepted in the United States of America and independently audited in accordance with auditing standards generally accepted in the United States of America and the standards applicable to financial audits contained in *Government Auditing Standards*, issued by the Comptroller General of the United States. The Basic Financial Statements and Other Supplementary Information were issued on July 28, 2017 and have been referred to or set forth thereafter in appendices of information concerning the State in Preliminary Official Statements and Official Statements of the State and certain of its public authorities. The Basic Financial Statements and Other Supplementary Information, which are included in the Comprehensive Annual Financial Report, may be obtained by contacting the Office of the State Comptroller, 110 State Street, Albany, NY 12236 Tel: (518) 474-4015.

**The Annual Information Statement of the State of New York (including any and all updates and supplements thereto) may not be included in an Official Statement or included by reference in an Official Statement without the express written authorization of the State of New York, Division of the Budget, State Capitol, Albany, NY 12224.**

[THIS PAGE INTENTIONALLY LEFT BLANK]



# Update to Annual Information Statement State of New York

September 26, 2017

[THIS PAGE INTENTIONALLY LEFT BLANK]

INTRODUCTION .....	1
Usage Notice .....	3
BUDGETARY AND ACCOUNTING PRACTICES .....	7
OVERVIEW OF THE UPDATED FINANCIAL PLAN .....	13
Summary .....	14
First Quarter Operating Results .....	16
Multi-Year Financial Plan Revisions (FY 2018 and Outyears) .....	17
Annual Spending Growth .....	20
Cashflow .....	29
Extraordinary Monetary Settlements .....	30
APRIL – JUNE 2017 OPERATING RESULTS .....	37
Results Compared to Prior Year – All Governmental Funds .....	37
Results Compared to Prior Plan - All Governmental Funds .....	40
Results Compared to Prior Plan – General Fund .....	42
OTHER MATTERS AFFECTING THE FINANCIAL PLAN .....	45
General .....	45
Budget Risks and Uncertainties .....	46
Federal Issues .....	47
Current Labor Negotiations (Current Contract Period) .....	50
Pension Amortization .....	51
Pension Contributions .....	53
Other Post-Employment Benefits (OPEB) .....	54
Retiree Health Benefit Trust .....	56
Litigation .....	56
Storm Recovery .....	56
Climate Change Adaptation .....	57
Cybersecurity .....	57
Financial Condition of New York State Localities .....	58
Bond Market .....	58
Debt Reform Act Limit .....	58
Secured Hospital Program .....	60
SUNY Downstate Hospital and Long Island College Hospital (LICH) .....	60
STATE FINANCIAL PLAN PROJECTIONS FISCAL YEARS 2018 THROUGH 2021 .....	65
Introduction .....	65
Summary .....	66
Economic Backdrop .....	69
Receipts .....	74
Disbursements .....	85
GAAP-BASIS RESULTS FOR PRIOR FISCAL YEARS .....	121
AUTHORITIES AND LOCALITIES .....	125
Public Authorities .....	125
Localities .....	127
STATE RETIREMENT SYSTEM .....	135
General .....	135
The System .....	136
Comparison of Benefits by Tier .....	136
Contributions and Funding .....	137
Pension Assets and Liabilities .....	140
LITIGATION .....	147
Real Property Claims .....	147
School Aid .....	147
Medicaid Nursing Home Rate Methodology .....	150
Family Assistance .....	151
Canal System Financing .....	152
FINANCIAL PLAN TABLES .....	155

[THIS PAGE INTENTIONALLY LEFT BLANK]

# Introduction

[THIS PAGE INTENTIONALLY LEFT BLANK]



## Introduction

This Annual Information Statement (AIS) Update (the “AIS Update”) is dated September 26, 2017 and contains information only through that date. This AIS Update constitutes the official disclosure regarding the financial position of the State of New York (the “State”) and related matters and is the first quarterly update to the AIS dated June 20, 2017 (the “AIS”). This AIS Update should be read in its entirety, together with the AIS.

In this AIS Update, readers will find:

1. Extracts from the First Quarterly Update to the Financial Plan for FY 2018 (the “Updated Financial Plan”), issued by the Division of the Budget (DOB) in August 2017, as amended in September 2017. The Updated Financial Plan (which is available on the DOB website, [www.budget.ny.gov](http://www.budget.ny.gov)) includes a summary of first quarter operating results for FY 2018 (ended June 30, 2017) and updates to the State’s official Financial Plan projections for FY 2018 through FY 2021<sup>1</sup>. Except for the specific revisions described in these extracts, the projections (and the assumptions upon which these are based) in the Updated Financial Plan are consistent with the projections set forth in the FY 2018 Enacted Budget Financial Plan (the “Enacted Budget Financial Plan”) reflected in the AIS. Note that the Updated Financial Plan does not reflect the September 7, 2017 consent order between the State Department of Financial Services (DFS) and Habib Bank Limited and Habib Bank Limited, New York Branch (together “Habib Bank”), pursuant to which Habib Bank has paid a \$225 million civil monetary penalty. The consent order pertains to Habib Bank’s failure to comply with laws and regulations designed to combat money laundering, terrorist financing, and other illicit financial transactions. DOB next expects to update the State’s multi-year financial projections in October 2017 with the Mid-Year Update to the Financial Plan.
2. A discussion of issues and risks that may affect the State’s financial projections during the State’s current fiscal year or in future years (under the heading “Other Matters Affecting the Financial Plan”).
3. A summary of the Generally Accepted Accounting Principles (GAAP)-basis results for the prior three fiscal years.
4. Updated information regarding the State Retirement System.
5. Updated Information on certain public authorities of the State.
6. The status of significant litigation that has the potential to adversely affect the State’s finances.
7. Updated Financial Plan tables that summarize actual General Fund receipts and disbursements for fiscal year 2017 and projected receipts and disbursements for fiscal years 2018 through 2021 on a General Fund, State Operating Funds and All Governmental Funds basis.

---

<sup>1</sup> The State fiscal year is identified by the calendar year in which it ends. For example, fiscal year 2018 (“FY 2018”) is the fiscal year that began on April 1, 2017 and will end on March 31, 2018.

DOB is responsible for preparing the State's Updated Financial Plan and presenting the information that appears in this AIS Update on behalf of the State. In preparing this AIS Update, DOB has also relied on information drawn from other sources, including the Office of the State Comptroller (OSC). In particular, information contained in the section entitled "State Retirement System" has been furnished by OSC, while information relating to matters described in the section entitled "Litigation" has been furnished by the State Office of the Attorney General. DOB has not undertaken any independent verification of the information contained in these sections of this AIS Update.

During the fiscal year, the Governor, the State Comptroller, State legislators, and others may issue statements or reports that contain predictions, projections, or other information relating to the State's financial position or condition, including potential operating results for the current fiscal year and projected budget gaps for future fiscal years, that may vary materially from the information provided in this AIS Update. Investors and other market participants should, however, refer to the AIS, as updated or supplemented, for the most current official information regarding the financial position of the State.

The factors affecting the State's financial condition are complex. This AIS Update contains forecasts, projections and estimates that are based on expectations and assumptions, which existed at the time they were prepared, and contains statements relating to future results and economic performance that are "forward-looking statements" as defined in the Private Securities Litigation Reform Act of 1995. Since many factors may materially affect fiscal and economic conditions in the State, the inclusion in this AIS Update of forecasts, projections, and estimates should not be regarded as a representation that such forecasts, projections, and estimates will occur. The forward-looking statements contained herein are based on the State's expectations and are necessarily dependent upon assumptions, estimates and data that it believes are reasonable as of the date made but that may be incorrect, incomplete or imprecise or not reflective of actual results. Forecasts, projections, and estimates are not intended as representations of fact or guarantees of results. The words "expects", "forecasts", "projects", "intends", "anticipates", "estimates", "assumes" and analogous expressions are intended to identify forward-looking statements in this AIS Update. Any such statements inherently are subject to a variety of risks and uncertainties that could cause actual results to differ materially and adversely from those projected. Such risks and uncertainties include, among others, general economic and business conditions; changes in political, social, economic and environmental conditions, including climate change and extreme weather events; impediments to the implementation of gap-closing actions; regulatory initiatives and compliance with governmental regulations; litigation; actions by the Federal government to reduce or disallow expected aid, including Federal aid authorized or appropriated by Congress but subject to sequestration, administrative actions, or other actions that would reduce aid to the State; and various other events, conditions and circumstances, many of which are beyond the control of the State. These forward-looking statements speak only as of the date of this AIS Update.

In addition to regularly scheduled quarterly updates to the AIS, the State may issue AIS supplements or other disclosure notices to the AIS as events warrant. The State intends to announce publicly whenever an update or a supplement is issued. The State may choose to incorporate by reference all or a portion of the AIS, as updated or supplemented, in Official Statements or related disclosure documents for State or State-supported debt issuances. The State has filed this AIS Update with the Municipal Securities Rulemaking Board through its Electronic Municipal Market Access (EMMA) system. An electronic copy of this AIS Update can be accessed through EMMA at [www.emma.msrb.org](http://www.emma.msrb.org). An official copy of this AIS Update may be obtained by contacting the New York State Division of the Budget, State Capitol, Albany, NY 12224, Tel: (518) 474-2302.

OSC issued the State's Basic Financial Statements for FY 2017 (ended March 31, 2017) and the Comptroller's Annual Report to the Legislature on State Funds Cash Basis of Accounting in accordance with the annual statutory deadline of July 29. Copies of this report may be obtained by contacting the Office of the State Comptroller, 110 State Street, Albany, NY 12236 and on its website at [www.osc.state.ny.us](http://www.osc.state.ny.us). The Basic Financial Statements for FY 2017 can also be accessed through EMMA at [www.emma.msrb.org](http://www.emma.msrb.org).

## Usage Notice

This AIS Update has been prepared and made available by the State pursuant to its contractual undertakings under various continuing disclosure agreements (CDAs) entered into by the State in connection with financings of the State, as well as certain issuers, including public authorities of the State, that may depend in whole or in part on State appropriations as sources of payment of their respective bonds, notes or other obligations.

This AIS Update is available in electronic form on the DOB website at [www.budget.ny.gov](http://www.budget.ny.gov). Such availability does not imply that there have been no changes in the financial position of the State subsequent to the posting of this information. Maintenance of this AIS Update on the DOB website, or on the EMMA website, is not intended as a republication of the information therein on any date subsequent to its release date. No incorporation by reference or republication of any information contained on any website is intended or shall be deemed to have occurred as a result of the inclusion of any website address in this AIS Update.

Neither this AIS Update nor any portion thereof may be: (i) included in a Preliminary Official Statement, Official Statement, or other offering document, or incorporated by reference therein, unless DOB has expressly consented thereto following a written request to the State of New York, Division of the Budget, State Capitol, Albany, NY 12224, or (ii) considered to be continuing disclosure in connection with any offering unless a CDA relating to the series of bonds or notes has been executed by DOB. Any such use, or incorporation by reference, of this AIS Update or any portion thereof in a Preliminary Official Statement, Official Statement, or other offering document or continuing disclosure filing without such consent and agreement by DOB is unauthorized and the State expressly disclaims any responsibility with respect to the inclusion, intended use, and updating of this AIS Update if so misused.

[THIS PAGE INTENTIONALLY LEFT BLANK]



# Budgetary and Accounting Practices

[THIS PAGE INTENTIONALLY LEFT BLANK]

## Budgetary and Accounting Practices

Unless clearly noted otherwise, all financial information in this AIS Update is presented on a cash basis of accounting.

The State's General Fund receives the majority of State taxes and all income not earmarked for a particular program or activity. State law requires the Governor to submit, and the Legislature to enact, a General Fund budget that is balanced on a cash basis of accounting. The State Constitution and State Finance Law do not provide a precise definition of budget balance. In practice, the General Fund is considered balanced if sufficient resources are, or are expected to be, available during the fiscal year for the State to: (a) make all planned payments, including Personal Income Tax (PIT) refunds, without the issuance of deficit notes or bonds or extraordinary cash management actions, (b) restore the balances in the Tax Stabilization Reserve and Rainy Day Reserve to levels at or above the levels on deposit when the fiscal year began, and (c) maintain other reserves, as required by law. For purposes of calculating budget balance, the General Fund includes transfers to and from other funds.

The General Fund is the sole financing source for the School Tax Relief (STAR) fund, and is typically the financing source of last resort for the State's other major funds which include the Health Care Reform Act (HCRA) funds, the Dedicated Highway and Bridge Trust Fund (DHBTF), the Lottery Fund, and the mental hygiene program and patient income accounts. Therefore, the General Fund projections account for any estimated funding shortfalls in these funds. Since the General Fund is the fund that is required by law to be balanced, the focus of the State's budgetary and gap-closing discussion in this AIS Update is generally weighted toward the General Fund.

From time to time, DOB will informally designate unrestricted balances in the General Fund for specific policy goals (e.g., the payment of costs related to potential labor contracts covering prior contract periods). These amounts are typically identified with the phrase "reserved for" and are not held in distinct accounts within the General Fund and may be used for other purposes.

State Operating Funds is a broader measure of spending for operations (as distinct from capital purposes) that is funded with State resources. It includes financial activity not only in the General Fund, but also State-funded special revenue funds and debt service funds (spending from capital projects funds and Federal funds is excluded). As a significant amount of financial activity occurs in funds outside of the General Fund, State Operating Funds is, in DOB's view, a more comprehensive measure of State-funded activities for operating purposes that are funded with State resources (e.g., taxes, assessments, fees, tuition). The State Operating Funds perspective has the advantage of eliminating certain distortions in operating activities that may be caused by, among other things, the State's complex fund structure, the transfer of money among funds, and the accounting of disbursements against appropriations in different funds. For example, the State funds its share of the Medicaid program from both the General Fund and HCRA Funds, the latter being State Special Revenue Funds. The State Operating Funds perspective captures Medicaid disbursements from both of these fund types, giving a more complete accounting of State-funded Medicaid disbursements. For such reasons, the discussion of disbursement projections often

emphasizes the State Operating Funds perspective. The State's adherence to a 2 percent annual spending growth limitation is calculated on the State Operating Funds basis.

As described later in this AIS Update, the Updated Financial Plan reflects some actions that are expected to reduce the amount of annual spending that is accounted for in the State Operating Funds basis of reporting, including (i) realignment of certain operating costs to the capital budget to provide consistency in reporting across all agencies and a more accurate accounting of the overall capital budget, (ii) the payment of certain operating costs using available resources in accounts outside of the State Operating Funds basis of reporting, and (iii) the restructuring of the STAR program such that the spending for certain benefits is instead provided in the form of a tax credit for consistency with how other State tax credits are reported. If these and other transactions are not implemented as planned, it would add upward pressure to annual spending growth in State Operating Funds.

The State also reports disbursements and receipts activity for All Governmental Funds (All Funds), which includes spending from Capital Projects Funds and State and Federal operating funds, providing the most comprehensive view of the cash-basis financial operations of the State. The State accounts for receipts and disbursements by the fund in which the activity takes place (such as the General Fund), and the broad category or purpose of that activity (such as State Operations). The Updated Financial Plan tables present State projections and results by fund and category.

Fund types of the State include: the General Fund; State Special Revenue Funds, which receive certain dedicated taxes, fees and other revenues that are used for a specified purpose; Federal Special Revenue Funds, which receive certain Federal grants; State and Federal Capital Projects Funds, which account for costs incurred in the construction, maintenance and rehabilitation of roads, bridges, prisons, university facilities, and other infrastructure projects; and Debt Service Funds, which account for the payment of principal, interest, and related expenses for debt issued by the State and on the State's behalf by its public authorities.

State Finance Law also requires DOB to prepare a pro forma financial plan using GAAP, to the extent practicable, although this requirement is for informational purposes. GAAP is a financial reporting regime, not a budgeting system. Thus, the GAAP-basis financial plan is not used by DOB as a benchmark for managing State finances during the fiscal year and is not updated on a quarterly basis. The GAAP-basis financial plan follows, to the extent practicable, the accrual methodologies and fund accounting rules applied by OSC in preparation of the audited Basic Financial Statements.



The Updated Financial Plan projections for future years may show budget gaps or budget surpluses in the General Fund. Budget gaps represent the difference between: (a) the projected General Fund disbursements, including transfers to other funds, needed to maintain current services levels and specific commitments, and (b) the projected level of resources, including transfers from other funds, to pay for these disbursements. The General Fund projections are based on a number of assumptions and are developed by the DOB in conjunction with other State agencies. Some projections are based on specific, known information (e.g., a statutory requirement to increase payments to a prescribed level), while others are based on more uncertain or speculative information (e.g., the pace at which a new program will enroll recipients). In general, the Updated Financial Plan assumes that money appropriated in one fiscal year will continue to be appropriated in future years, even for programs that were not created in permanent law and that the State has no obligation to fund. Funding levels for nearly all State programs are reviewed annually, taking into account the current and projected fiscal position of the State.

The Updated Financial Plan projections for FY 2019 and thereafter, set forth in this AIS Update, reflect the savings that DOB estimates would be realized if the Governor continues to propose, and the Legislature continues to enact, balanced budgets that limit annual growth in State Operating Funds spending, as State Operating Funds is currently constituted in this AIS Update, to no greater than 2 percent.<sup>2</sup> Total disbursements in the Updated Financial Plan tables and narrative, contained in this AIS Update, do not reflect these assumed savings, which are instead reflected on a distinct line and labeled as “Adherence to 2 Percent Spending Benchmark.” Updated Financial Plan projections are subject to many risks and uncertainties, as well as future budgetary decisions and other factors not known at this time. If the 2 percent State Operating Funds spending benchmark is not adhered to, the projected budget gaps would be higher.

---

<sup>2</sup> Differences may occur from time to time between the State's Financial Plan and OSC's financial reports in the presentation and reporting of receipts and disbursements. For example, the Updated Financial Plan and this AIS Update may reflect a net expenditure amount while OSC may report the gross amount of the expenditure. If such differences in reporting between DOB and OSC occur, this could result in differences in the presentation and reporting of receipts and disbursements for discrete funds, as well as differences in the presentation and reporting for total State Operating Funds and total All Governmental Funds.

[THIS PAGE INTENTIONALLY LEFT BLANK]



# Overview of the Updated Financial Plan

[THIS PAGE INTENTIONALLY LEFT BLANK]

## Overview of the Updated Financial Plan

The following table provides certain Updated Financial Plan information for FY 2017 and FY 2018.

FINANCIAL PLAN AT-A-GLANCE: KEY MEASURES (millions of dollars)			
	FY 2017	FY 2018	
	Results	Enacted	First Quarter
<b>State Operating Funds Disbursements</b>			
Size of Budget	\$96,199	\$98,134	\$98,168
Annual Growth	2.0%	2.0%	2.0%
<b>Other Disbursement Measures</b>			
General Fund (Excluding Transfers)	\$57,988	\$61,035	\$61,087
Annual Growth	2.3%	5.3%	5.3%
General Fund (Including Transfers) <sup>1</sup>	\$68,080	\$71,199	\$71,233
Annual Growth	0.1%	4.6%	4.6%
State Funds (Including Capital)	\$104,029	\$109,396	\$109,341
Annual Growth	2.8%	5.2%	5.1%
Capital Budget (Federal and State)	\$10,156	\$13,111	\$13,046
Annual Growth	13.1%	29.1%	28.5%
Federal Operating Aid <sup>2</sup>	\$41,397	\$41,625	\$42,280
Annual Growth	2.0%	0.6%	2.1%
All Funds <sup>2,3</sup>	\$147,752	\$152,870	\$153,494
Annual Growth	2.7%	3.5%	3.9%
Capital Budget (Including "Off-Budget" Capital <sup>4</sup> )	\$10,737	\$13,794	\$13,729
Annual Growth	12.4%	28.5%	27.9%
All Funds (Including "Off-Budget" Capital <sup>4</sup> )	\$148,333	\$153,553	\$154,177
Annual Growth	2.7%	3.5%	3.9%
<b>Inflation (CPI)</b>	1.6%	2.2%	1.5%
<b>All Funds Receipts</b>			
Taxes	\$74,372	\$77,926	\$77,923
Annual Growth	-0.4%	4.8%	4.8%
Miscellaneous Receipts	\$26,594	\$26,509	\$26,755
Annual Growth	-2.5%	-0.3%	0.6%
Federal Receipts <sup>2</sup>	\$46,144	\$45,884	\$46,646
Annual Growth	3.7%	-0.6%	1.1%
Total Receipts <sup>2,3</sup>	\$147,110	\$150,319	\$151,324
Annual Growth	0.5%	2.2%	2.9%
<b>General Fund Cash Balance</b>	\$7,749	\$6,384	\$6,694
Tax Stabilization/Rainy Day Reserve	\$1,798	\$1,798	\$1,798
Extraordinary Monetary Settlements	\$5,335	\$3,870	\$4,181
All Other Reserves/Fund Balances	\$616	\$716	\$715
<b>Debt</b>			
Debt Service as % All Funds Receipts	4.1%	3.8%	3.7%
State-Related Debt Outstanding	\$50,709	\$52,337	\$52,296
Debt Outstanding as % Personal Income	4.2%	4.2%	4.2%
<b>State Workforce FTEs (Subject to Direct Executive Control) - All Funds</b>	117,907	118,481	118,481
<p><sup>1</sup> Annual growth includes planned transfer of Extraordinary Monetary Settlements from the General Fund to other funds.</p> <p><sup>2</sup> All Funds and Federal Operating Funds receipts and disbursements <u>exclude</u>: (a) Federal disaster aid for Superstorm Sandy, and (b) additional Federal aid associated with Federal health care reform. Federal grants reimburse certain transactions accounted for as transfers, and are not shown in disbursement totals in this table.</p> <p><sup>3</sup> All Funds disbursements are expected to exceed receipts by \$2.2 billion in FY 2018. Budgetary balance is maintained through use of other available resources, including extraordinary monetary settlements and nearly \$1.0 billion in GO bond proceeds to reimburse planned first-instance capital spending.</p> <p><sup>4</sup> Represents capital spending that occurs outside the All Funds budget financed directly from State-supported bond proceeds held by public authorities.</p>			

Except for the specific revisions described herein, the projections (and the assumptions upon which these are based) in the Updated Financial Plan are consistent with the projections set forth in the FY 2018 Enacted Budget Financial Plan described in the AIS.

## Summary

- DOB reports that the Updated Financial Plan for FY 2018 is expected to remain in balance on a cash basis in the General Fund, with new costs for litigation and other expenses offset by savings elsewhere in the Updated Financial Plan. Spending growth in State Operating Funds is estimated at 2 percent, consistent with the Enacted Budget Financial Plan.
- DOB is making no changes to the tax receipt projections set forth in the Enacted Budget Financial Plan,<sup>3</sup> aside from certain adjustments due to law changes enacted in the legislative session that ended in June 2017. Specifically, the Governor and Legislature approved the extension of certain sales tax exemptions for lower Manhattan, provided operational cost flexibility for the Vernon Downs racetrack, and created a state income-tax deduction for eligible homeowners affected by Lake Ontario flooding. Other bills with a fiscal impact were passed by the Legislature and are expected to be delivered to the Governor for his review in coming months. Any bills with a fiscal impact that are ultimately approved by the Governor will be reflected in future AIS updates, as appropriate.
- Since enactment of the FY 2018 Budget, the State reached a labor agreement with CSEA for the five-year period from FY 2017 through FY 2021. The agreement was ratified by the CSEA membership in August 2017 and provides for general salary increases of 2 percent in each year of the contract period. The Enacted Budget Financial Plan assumed general salary increases of 2 percent for all unsettled unions through FY 2019 consistent with the three-year Public Employees Federation (PEF) labor agreement. As a result, spending is expected to increase by approximately \$65 million in FY 2020 and \$130 million in FY 2021, covering the last two years of the five-year contract. The retroactive costs are expected to be covered with the General Fund balance set aside for this purpose, and the ongoing costs funded within agency operating budgets, consistent with the treatment of other negotiated salary increases covering the FY 2012 through FY 2016 period.
- Pursuant to a May 24, 2017 consent order between the DFS and BNP Paribas S.A. and BNP Paribas S.A. New York Branch (together "BNPP"), BNPP made a \$350 million civil monetary penalty payment in May 2017. The order pertains to BNPP engaging in improper, unsafe and unsound conduct, in violation of State laws and regulations that included collusive conduct, improper exchange of information, manipulation of the price at which daily benchmark rates were set, and misleading customers.

---

<sup>3</sup> DOB will continue to monitor tax receipts closely and downward revisions are possible in future updates.

- As part of the reconstruction, realignment and improvement of the Brooklyn Queens Expressway, the State appropriated several parcels of land in January 2000 from New York Central Lines, LLC (now known as CSX Transportation Inc. and referred to as such hereinafter). After extensive litigation and appeals regarding the proper valuation of said property, a second amended judgment against the State in the amount of approximately \$62 million was entered on November 2, 2016. On March 30, 2017, the New York State Court of Appeals rejected the State's appeal of this matter. The State's share of the second amended judgment amount is approximately \$39 million, and the Federal government's share of that judgment is approximately \$23 million and is expected to be disbursed from the State's Federal fund appropriations. Accordingly, the State now owes to CSX Transportation Inc. the November 2, 2016 second amended judgment amount of approximately \$62 million (inclusive of the Federal government's share) plus appropriate additional interest charges and attorney's fees. Any additional interest and attorney's fees will be reflected in future updates, as appropriate. The Updated Financial Plan assumes that \$39 million of the BNPP settlement payment will be used to pay the judgment, and the remainder of the BNPP settlement payment will be set aside in the General Fund.
- The Updated Financial Plan projections for FY 2019 and thereafter are based on an assumption that the current Administration will continue to propose, and the Legislature will continue to enact, balanced budgets in future years that limit annual growth in State Operating Funds to no greater than 2 percent. The spending benchmark is calculated using the cash basis of accounting, as described herein, and based on the current composition of the State Operating Funds perspective as reported by DOB. The General Fund operating projections for FY 2019, FY 2020, and FY 2021 are calculated based on this assumption. DOB expects that specific proposals to limit spending growth to 2 percent will be included in future budget proposals.

## First Quarter Operating Results

- The State ended June 2017 with a General Fund cash balance of \$3.0 billion, \$548 million above the estimate in the Enacted Budget Financial Plan. General Fund receipts, including transfers from other funds, totaled \$17.6 billion through June 2017, consistent with initial estimates. Tax receipts were approximately \$350 million below the Enacted Budget Financial Plan forecast, offset by a \$350 million Extraordinary Monetary Settlement with BNPP. PIT collections were \$498 million below projected levels, driven by weaker than expected quarterly estimated payments in June 2017 (which had been projected to grow by 9.1 percent but instead declined slightly), and greater than projected refund payments. Business tax collections were above planned levels due to higher gross receipts for both corporate franchise and insurance taxes.
- General Fund disbursements, including transfers to other funds, totaled \$22.3 billion through June 2017, \$553 million lower than projections reflected in the Enacted Budget Financial Plan, mainly due to the timing of planned payments for local assistance and transfers that support capital projects. Lower local assistance spending was mainly due to the pending Federal approval of certain Medicaid rate packages that will increase provider rates and a reconciliation of Federal Affordable Care Act (ACA) funding that is expected to result in a State cost, as well as timing related under-spending in other health, education, and the Office of Children and Family Services (OCFS) programs. Spending for agency operations was above planned levels due to the timing of agency reimbursement to the General Fund for fringe benefit expenses, which offsets spending and is now expected later in FY 2018. In addition, certain General Fund transfers did not occur as planned and are now expected in future months, most notably for transfers to support capital spending for transportation programs, which spent at a slower than anticipated rate through June 2017.



## Multi-Year Financial Plan Revisions (FY 2018 and Outyears)

The following table summarizes the revisions to the FY 2018 Enacted Budget Financial Plan. Descriptions of the changes follow the table below.

SUMMARY OF REVISIONS TO ENACTED BUDGET FINANCIAL PLAN GENERAL FUND BUDGETARY BASIS OF ACCOUNTING SAVINGS/(COSTS) (millions of dollars)				
	FY 2018	FY 2019	FY 2020	FY 2021
<b>ENACTED BUDGET SURPLUS/(GAP) (BEFORE)</b>	<b>0</b>	<b>(4,021)</b>	<b>(5,853)</b>	<b>(7,512)</b>
Adherence to 2% SOF Spending - Calculated Savings <sup>1</sup>	0	3,230	5,855	7,955
<b>ENACTED BUDGET SURPLUS/(GAP) (AFTER)<sup>1</sup></b>	<b>0</b>	<b>(791)</b>	<b>2</b>	<b>443</b>
<b>Receipts Revisions<sup>2</sup></b>	<b>344</b>	<b>(27)</b>	<b>(42)</b>	<b>2</b>
BNPP Settlement Payment	350	0	0	0
Tax Receipts	(6)	(27)	(39)	5
Non-Tax Receipts	0	0	(3)	(3)
<b>Disbursement Revisions</b>	<b>(34)</b>	<b>(35)</b>	<b>(110)</b>	<b>(246)</b>
Local Assistance	(12)	(57)	(85)	(118)
Agency Operations	(40)	(15)	(73)	(123)
CSX Judgment Payment <sup>3</sup>	(39)	0	0	0
Other Transfers	57	37	48	(5)
<b>Change in Reserves</b>	<b>(310)</b>	<b>0</b>	<b>0</b>	<b>0</b>
Extraordinary Monetary Settlements	(311)	0	0	0
BNPP Settlement Payment	(350)	0	0	0
CSX Judgment Payment	39	0	0	0
Community Projects Fund	1	0	0	0
<b>Change in Adherence to 2% Spending - Calculated Savings</b>		<b>(12)</b>	<b>(113)</b>	<b>(201)</b>
<b>ENACTED BUDGET SURPLUS/(GAP) (BEFORE)</b>	<b>0</b>	<b>(4,083)</b>	<b>(6,005)</b>	<b>(7,756)</b>
Adherence to 2% SOF Spending - Calculated Savings <sup>1</sup>	0	3,242	5,968	8,156
<b>ENACTED BUDGET SURPLUS/(GAP) (AFTER)<sup>1</sup></b>	<b>0</b>	<b>(841)</b>	<b>(37)</b>	<b>400</b>
<i>Net Change from Enacted Budget Financial Plan</i>	<i>0</i>	<i>(50)</i>	<i>(39)</i>	<i>(43)</i>

<sup>1</sup> Includes savings estimated from limiting annual spending growth in future years to 2 percent. Calculation based on current FY 2018 estimate. The Governor is expected to propose, and negotiate with the Legislature to enact, budgets in each fiscal year that hold State Operating Funds spending growth to 2 percent. Assumes all savings from holding spending growth to 2 percent are made available to the General Fund. Total disbursements in Financial Plan tables and discussion do not reflect those savings. If the 2 percent State Operating Funds spending benchmark is not adhered to, the projected operating position would decline.

<sup>2</sup> Includes the impact of changes to estimated debt service that alter the amount of tax receipts that are transferred to the General Fund.

<sup>3</sup> Does not include additional interest and attorney's fees, as appropriate. Any additional interest and attorney's fees will be reflected in future updates, as appropriate.

## Receipts Revisions

General Fund receipts, including transfers from other funds, are now projected to total \$70.2 billion in FY 2018, an increase of \$344 million from the Enacted Budget Financial Plan projections.

- **BNPP Settlement Payment:** The State received a \$350 million civil monetary penalty payment from BNPP in June 2017 pursuant to a consent order between the State DFS and BNPP.
- **Tax Receipts:** Estimated PIT and sales tax receipts have been adjusted downward to reflect the June 2017 reauthorization of certain sales tax exemptions for lower Manhattan and the creation of a state income-tax deduction for eligible homeowners affected by Lake Ontario flooding, as well as the impact of changes in estimated debt service costs.
- **Non-Tax Receipts:** Certain reimbursements and transfers from other State funds have been revised based on updated information.

## Disbursements Revisions

General Fund disbursements, including transfers to other funds, are expected to total \$71.2 billion in FY 2018, an increase of \$34 million from projections in the Enacted Budget Financial Plan.

- **Local Assistance:** Local assistance spending in the General Fund is expected to total \$47.1 billion in FY 2018, an increase of \$12 million from the Enacted Budget Financial Plan projection. The revision consists of increased costs related to the legislative session and updated forecasts. The most significant changes are for:
  - **Medicaid:** The statutorily indexed provisions of the Global Cap, which reflects the ten-year rolling average of the Medical component of the Consumer Price Index (CPI), is higher relative to the previous forecast. This results in an upward adjustment to allowable DOH Global Cap Medicaid spending of \$11 million in FY 2018, \$37 million in FY 2019, \$75 million in FY 2020, and \$135 million in FY 2021. The revised indexed portion of the Global Cap is 3.3 percent in FY 2018, 3.2 percent in FY 2019, and 3.1 percent in FYs 2020 and 2021.

This is partly offset by an additional \$6 million in Master Settlement Agreement (MSA) payments in FY 2018, for an annual total of \$103 million. The FY 2018 Enacted Budget authorizes using the payments to help defray the costs of the State's takeover of Medicaid costs borne by counties and New York City.

In addition, the Essential Plan (EP) program spending estimate has been revised downward by \$349 million in FY 2018. The decline reflects projected stabilizing enrollment and expected increases in Federal reimbursement due to changes in the marketplace premium index. DOH expects these savings will offset other potential costs within the Global Cap.

- Public Health: Child Health Plus (CHP) program spending has increased due to enrollment growth over the past 18 months which is driving increases to program expenses relative to previous estimates. In total, the Updated Financial Plan now reflects additional CHP program costs of \$22 million in FY 2018; \$46 million in FY 2019; and \$33 million in FY 2020.
- Vernon Downs Aid: Legislation approved in June 2017 provides operational cost flexibility for Vernon Downs.
- Agency Operations: General Fund disbursements for agency operations, including fringe benefits, are expected to total \$14.0 billion in FY 2018, an increase of \$40 million from the Enacted Budget Financial Plan projection. The increase mainly reflects:
  - State Police: Increased State police activity, including increasing the size of the July 2017 recruit class, is expected to add costs of \$26 million for FY 2018.
  - Medicaid: Administrative costs related to the EP and Medicaid administration are anticipated to result in higher agency operation costs of \$17 million in FY 2018, which are entirely offset by a reduction in local assistance spending under the Global Cap. In addition, \$2 million in increased costs of the Qualified Health Plan (QHP) portion of the New York State of Health (NYSOH) insurance exchange have been reflected in the Updated Financial Plan.
- Transfers to Other Funds: General Fund transfers to other funds are expected to total \$10.1 billion in FY 2018, a decrease of \$18 million from the Enacted Budget Financial Plan projection. The increase mainly reflects:
  - CSX Judgment Payment: As noted above, the State's share of the CSX judgment amount is approximately \$39 million, plus additional interest charges and attorney's fees to be reflected in future financial plan updates.
  - Reductions in other transfers reflect lower debt service costs in the DHBTF, due to a bond refunding (\$26 million), and lower projected State Pay-As-You-Go (PAYGO) spending in FY 2018, primarily for the Department of Health (DOH) (\$17 million); a reduction in debt service costs due to actual bond sale results to date; and other changes based on updated information.

## Annual Spending Growth

DOB estimates that spending in State Operating Funds will grow at 2.0 percent from FY 2017 to FY 2018, consistent with the 2 percent spending benchmark adopted by the Governor. The table below illustrates the major sources of annual change in State spending by major program, purpose and fund perspective.

STATE SPENDING MEASURES (millions of dollars)				
	FY 2017 Results	FY 2018 Updated	Annual Change	
			\$	%
<b>LOCAL ASSISTANCE</b>	<b>64,369</b>	<b>66,075</b>	<b>1,706</b>	<b>2.7%</b>
School Aid (School Year Basis)	24,689	25,727	1,038	4.2%
DOH Medicaid <sup>1</sup>	18,243	19,085	842	4.6%
Transportation	4,977	5,027	50	1.0%
STAR <sup>2</sup>	3,139	2,630	(509)	-16.2%
Social Services	2,935	2,969	34	1.2%
Higher Education	2,874	2,800	(74)	-2.6%
Mental Hygiene	2,461	2,487	26	1.1%
All Other <sup>3</sup>	5,051	5,350	299	5.9%
<b>STATE OPERATIONS/FRINGE BENEFITS/GENERAL STATE CHARGES</b>	<b>26,314</b>	<b>26,799</b>	<b>485</b>	<b>1.8%</b>
<b>State Operations</b>	<b>18,680</b>	<b>18,740</b>	<b>60</b>	<b>0.3%</b>
Personal Service:	<u>13,093</u>	<u>12,935</u>	<u>(158)</u>	<u>-1.2%</u>
Executive Agencies	7,302	7,163	(139)	-1.9%
University Systems	3,816	3,770	(46)	-1.2%
Elected Officials	1,975	2,002	27	1.4%
Non-Personal Service:	<u>5,587</u>	<u>5,805</u>	<u>218</u>	<u>3.9%</u>
Executive Agencies	2,717	2,882	165	6.1%
University Systems	2,281	2,309	28	1.2%
Elected Officials	589	614	25	4.2%
<b>General State Charges</b>	<b>7,634</b>	<b>8,059</b>	<b>425</b>	<b>5.6%</b>
Pension Contribution	2,446	2,540	94	3.8%
Health Insurance	3,708	3,983	275	7.4%
Other Fringe Benefits/Fixed Costs	1,480	1,536	56	3.8%
<b>DEBT SERVICE</b>	<b>5,514</b>	<b>5,292</b>	<b>(222)</b>	<b>-4.0%</b>
<b>CAPITAL PROJECTS</b>	<b>2</b>	<b>2</b>	<b>0</b>	<b>0.0%</b>
<b>TOTAL STATE OPERATING FUNDS</b>	<b>96,199</b>	<b>98,168</b>	<b>1,969</b>	<b>2.0%</b>
Capital Projects (State and Federal Funds)	10,156	13,046	2,890	28.5%
Federal Operating Aid <sup>4</sup>	41,397	42,280	883	2.1%
<b>TOTAL ALL GOVERNMENTAL FUNDS<sup>5</sup></b>	<b>147,752</b>	<b>153,494</b>	<b>5,742</b>	<b>3.9%</b>

<sup>1</sup> Includes the Essential Plan (EP), which is an insurance plan for individuals who are not eligible for Medicaid and who meet certain income threshold standards. The EP is not a Medicaid program; but State-funded support is managed within total DOH Medicaid Global Cap resources. In addition, total State share Medicaid funding excludes MSA payments to the State that will be deposited directly to the Medicaid Management Information System (MMIS) Escrow Fund to defray the State cost of the local MA takeover.

<sup>2</sup> The FY 2018 Enacted Budget converts the NYC PIT rate reduction benefit to a nonrefundable State PIT credit. This change has no impact on the STAR benefits received by homeowners; it will decrease reported disbursements for STAR and decrease reported PIT receipts by an identical amount. See "STAR Program" in "State Financial Plan Projections Fiscal Years 2018 through 2021" herein.

<sup>3</sup> "All Other" includes a reconciliation between school year and State fiscal year spending for School Aid. On a State Fiscal Year basis, School Aid is estimated to total \$25.8 billion in FY 2018, an increase of \$1.4 billion from FY 2017. It also includes the portion of the MA takeover that will be funded from MSA payments deposited directly to the MMIS escrow fund (\$103 million in FY 2018). Lastly, it includes spending for public health, other education, local government assistance, parks, environment, economic development, and public safety.

<sup>4,5</sup> Federal Operating Funds and All Funds disbursements exclude extraordinary aid for Federal health care reform and Superstorm Sandy.

## State Operating Funds -- Summary of Annual Spending Change

## Local Assistance

- Medicaid and School Aid are the State's largest local aid programs, comprising approximately 45 percent of State Operating Funds spending. In School Year (SY) 2018, School Aid is expected to total \$25.7 billion, an increase of \$1.0 billion (4.2 percent), including a \$700 million increase in Foundation Aid.<sup>4</sup> Medicaid, subject to the Global Cap, will grow at the indexed rate of 3.3 percent<sup>5</sup> to \$18.3 billion. In total, Medicaid funded from State resources will increase to \$19.5 billion, including the EP,<sup>6</sup> the takeover of local Medicaid costs, and other spending outside the Global Cap.
- In FY 2018, the bonds secured by annual payments under the MSA with tobacco manufacturers will be fully retired. DOB expects MSA payments of approximately \$103 million in FY 2018, \$329 million in FY 2019, \$327 million in FY 2020, and \$371 million in FY 2021 will be available for State purposes. The FY 2018 Enacted Budget authorizes using the payments to help defray the costs of the State's takeover of Medicaid costs borne by counties and New York City. The State takeover, in which local Medicaid costs are capped permanently at 2015 calendar year levels, was fully implemented in FY 2014 and is expected to cost the State \$735 million in FY 2018 and \$917 million in FY 2019. As authorized in State law, MSA payments will be directly deposited to the Medicaid Management Information System (MMIS) Escrow Fund. The deposit mechanism has no impact on overall Medicaid spending funded with State resources, but does decrease reported State-supported Medicaid spending accounted for in State Operating Funds.
- STAR spending is affected by the conversion of STAR benefits to State PIT credits, in addition to other program reestimates. The conversion of STAR benefits to PIT credits has no impact on the value of the STAR benefits received by taxpayers, but does decrease reported disbursements for STAR on a State Operating Funds basis of reporting and decreases the level of reported PIT receipts by an identical amount.
- The annual change in local assistance spending is affected by the accounting treatment of State payments to the Sales Tax Asset Receivable Corporation (STARC). Pursuant to legislation enacted in FY 2017, New York City is remitting savings to the State from a 2014 refunding of STARC bonds, which are supported solely by the annual payment of State aid. The FY 2017 legislation specified that the money refunded from STARC could be received by the State as a miscellaneous receipt, or directed by the State to a State public authority to offset debt service costs on State-supported bonds. In the FY 2018 Enacted Budget, the

---

<sup>4</sup> Total education aid, including charter school supplemental tuition reimbursement and Smart Schools Bond Act debt service, will total \$25.8 billion, an annual increase of \$1.1 billion or 4.4 percent from School Year 2017 to School Year 2018.

<sup>5</sup> The Medicaid Global Cap is a statutory limit on annual State-funded Medicaid expenditures, indexed to the Medical component of CPI. Total State-funded Medicaid expenditures also include certain program costs which are not subject to the indexed provisions of the Global Cap.

<sup>6</sup> The EP is an insurance program authorized under the ACA for individuals who are not eligible for Medicaid and who meet certain income threshold standards. Approximately 90 percent of program expenses are subsidized with Federal funds. The EP is not a Medicaid program; however, the State Funds support is managed within total DOH Medicaid Global Cap resources.

Legislature provided that money recouped from the STARC refunding can be treated as an offset to State spending by adding specific language to the STARC appropriation. The Updated Financial Plan reflects the offset to spending in the calculation of State Operating Funds spending. In FY 2017, the State accounted for the money as a miscellaneous receipt.

#### State Operations/Fringe Benefits

- Spending for Executive agency operations is expected to increase slightly in FY 2018 from the prior year. The current spending estimates for personal service assumes potential costs of labor agreements with all State unions patterned on the labor contract ratified by PEF in December 2016, as well as the five-year CSEA contract ratified in August 2017. In addition, Executive agencies are required to implement management plans intended to ensure that they can operate within existing cash ceilings. The estimated FY 2018 costs of potential labor agreements reflected in the Updated Financial Plan for Executive agencies are roughly equal to the savings expected from the management plans.
- Agency spending growth is also affected by the reclassification of 3,173 Full-Time Equivalent (FTE) positions whose titles are associated with the maintenance, preservation and/or operation of facilities (e.g., Plant Utilities Engineers, General Mechanics, Electricians, etc.) to the Capital Projects Fund.
- Operations spending for the university systems and elected officials is expected to decrease by 0.3 percent and increase by 2.0 percent, respectively. More than half of the FTE reclassifications to Capital Project Funds occur in SUNY, affecting the annual spending growth.
- Spending growth for fringe benefits is due to rising employee health care and prescription drug costs, as well as an increase in the annual pension contribution.

#### Debt Service

- Spending from debt service funds is expected to decrease by 4.0 percent from 2017, reflecting the payment of certain FY 2018 debt service costs in FY 2017.

## All Funds Spending

All Funds spending, which includes spending from capital funds and Federal funds, is budgeted to increase by 3.9 percent from FY 2017 to FY 2018, excluding extraordinary Federal aid for disaster-related costs and health care transformation.

<b>TOTAL DISBURSEMENTS</b> (millions of dollars)				
	<b>FY 2017 Results</b>	<b>FY 2018 Updated</b>	<b>Annual Change</b>	<b>Annual % Change</b>
<b>STATE OPERATING FUNDS</b>	<b>96,199</b>	<b>98,168</b>	<b>1,969</b>	<b>2.0%</b>
General Fund (excluding transfers)	57,988	61,087	3,099	5.3%
Other State Funds	32,659	31,752	(907)	-2.8%
Debt Service Funds	5,552	5,329	(223)	-4.0%
<b>ALL GOVERNMENTAL FUNDS (Excluding Extraordinary Aid)</b>	<b>147,752</b>	<b>153,494</b>	<b>5,742</b>	<b>3.9%</b>
<b>ALL GOVERNMENTAL FUNDS</b>	<b>157,014</b>	<b>164,035</b>	<b>7,021</b>	<b>4.5%</b>
State Operating Funds	96,199	98,168	1,969	2.0%
Capital Projects Funds	10,156	13,046	2,890	28.5%
Federal Operating Funds	<u>50,659</u>	<u>52,821</u>	<u>2,162</u>	<u>4.3%</u>
Federal Disaster Aid for Superstorm Sandy	881	525	(356)	-40.4%
Federal Health Care Reform	8,381	10,016	1,635	19.5%
All Other Federal Aid	41,397	42,280	883	2.1%
<b>GENERAL FUND (INCLUDING TRANSFERS)</b>	<b>68,080</b>	<b>71,233</b>	<b>3,153</b>	<b>4.6%</b>
<b>STATE FUNDS</b>	<b>104,029</b>	<b>109,341</b>	<b>5,312</b>	<b>5.1%</b>

Growth in Capital Projects Funds spending, which affects All Funds and State Funds spending, as well as transfers from the General Fund, reflects the continued implementation of major initiatives enacted in prior years, as well as new initiatives enacted in FY 2018. Major initiatives include: over \$55 billion in total capital funding for the Department of Transportation (DOT) and Metropolitan Transportation Authority (MTA) multi-year capital plans; \$2.5 billion in total capital funding for Affordable and Homeless Housing; nearly \$3 billion in capital funding for clean water infrastructure; \$2 billion in total capital funding for the Smart Schools Bond Act; nearly \$3 billion in total capital funding for Health Care capital grants; and capital grants for economic development programs, including the Buffalo Billion, expansion of the Jacob K. Javits Convention Center, and redevelopment of Moynihan Station.

In addition, capital spending is expected to increase due to the multi-year disbursements of \$7.7 billion from Extraordinary Monetary Settlements that have been appropriated from Capital Projects Funds. This funding will support initiatives such as the Thruway Stabilization Program, Upstate Revitalization Initiative, and the expansion of statewide broadband services.

Increased Federal spending is mainly concentrated in health care and is partly offset by diminishing levels of Federal reimbursement for recovery costs related to severe storms (e.g., Superstorm Sandy).

General Fund spending, including transfers, is expected to grow by approximately 4.6 percent from FY 2017, and includes planned transfers of Extraordinary Monetary Settlements to fund spending appropriated in Capital Projects Funds and the costs associated with the CSX judgement payment. In addition, funding for many agencies and programs is charged to several funds, and is affected by offsets and accounting reclassifications.



## FY 2018 Financial Plan

DOB estimates that the Updated Financial Plan provides for balanced operations in the General Fund in FY 2018. Excluding Extraordinary Monetary Settlement funds, estimated General Fund disbursements exceed receipts by \$556 million. The amount by which disbursements exceed receipts is financed by the use of Extraordinary Monetary Settlements that were not appropriated in the FY 2018 Enacted Budget (\$500 million) for General Fund operations and disbursement of the unbudgeted CSX judgment payment, reserves set aside in FY 2017 to fund new labor contracts (\$25 million), resources carried in from FY 2017 (\$14 million), and Community Projects Fund resources (\$17 million).

The following table summarizes the projected annual change from FY 2017 to FY 2018 in General Fund receipts, disbursements, and fund balances, with and without the impact of Extraordinary Monetary Settlement activity.

GENERAL FUND FINANCIAL PLAN (millions of dollars)				
	FY 2017 Results	FY 2018 Updated	Annual Change	
			Dollar	Percent
<b>Opening Fund Balance (Excluding Extraordinary Monetary Settlements)</b>	2,634	2,414	(220)	-8.4%
<b>Total Receipts</b>	<u>65,743</u>	<u>69,795</u>	<u>4,052</u>	<u>6.2%</u>
Taxes	62,264	66,460	4,196	6.7%
Miscellaneous Receipts/Federal Grants <sup>1</sup>	2,661	2,122	(539)	-20.3%
Transfers from Other Funds	818	1,213	395	48.3%
<b>Total Disbursements</b>	<u>65,963</u>	<u>70,351</u>	<u>4,388</u>	<u>6.7%</u>
Local Assistance	44,439	47,081	2,642	5.9%
State Operations	13,549	14,006	457	3.4%
Transfers to Other Funds <sup>1</sup>	7,975	9,264	1,289	16.2%
<b>Net Change in Operations</b>	(220)	(556)	(336)	-152.7%
<b>Deposit to/ Use Of Reserves <sup>2</sup></b>	0	655	655	0.0%
<b>Closing Fund Balance (Excluding Extraordinary Monetary Settlements) <sup>2</sup></b>	<u>2,414</u>	<u>2,513</u>	<u>99</u>	<u>4.1%</u>
<b>Extraordinary Monetary Settlements <sup>1</sup></b>				
Settlements on Hand as of April 1	6,300	5,335	(965)	-15.3%
New Settlements Received/Expected	1,317	416	(901)	-68.4%
Transfers/Uses <sup>2</sup>	<u>(2,282)</u>	<u>(1,570)</u>	<u>712</u>	<u>31.2%</u>
<b>Closing Balance (Extraordinary Monetary Settlements)</b>	<u>5,335</u>	<u>4,181</u>	<u>(1,154)</u>	<u>-21.6%</u>
<b>Closing Fund Balance (Including Extraordinary Monetary Settlements)</b>	<u>7,749</u>	<u>6,694</u>	<u>(1,055)</u>	<u>-13.6%</u>
<sup>1</sup> New settlements received reflect the gross value of Extraordinary Monetary Settlements paid to the State and the uses of such funds are accounted for by purpose. However, the General Fund miscellaneous receipts and transfers to other funds only exclude the amount that is received by the General Fund and transferred to other funds. Thus, it does not include any amounts retained and used for General Fund operations or Department of Law operations.				
<sup>2</sup> In FY 2018, \$461 million in Extraordinary Monetary Settlements will be utilized to support ongoing operations and \$39 million will be used to fund an unbudgeted expense for litigation. Another \$155 million will be retained in the General Fund to fund potential retroactive salary increases and is thus included in the General Fund closing balance.				

As shown in the preceding table, the State expects to end FY 2018 with a General Fund cash balance of \$6.7 billion, a decrease of \$1.1 billion from FY 2017 results. DOB intends to make transfers of Extraordinary Monetary Settlements on an as-needed basis each year as spending occurs from appropriations funded with the Extraordinary Monetary Settlements. Legislation approved in the FY 2017 Enacted Budget provides transfer authority from the General Fund to the Dedicated Infrastructure Investment Fund (DIIF) through FY 2021.

### Receipts (Excluding Extraordinary Monetary Settlements)

General Fund receipts estimates, including transfers from other funds, total \$69.8 billion in FY 2018, an increase of \$4.1 billion (6.2 percent) from FY 2017 results. Estimated tax collections, including transfers of tax receipts to the General Fund after payment of debt service, total \$66.5 billion in FY 2018, an increase of \$4.2 billion (6.7 percent) from FY 2017 results.

Estimated PIT receipts, including transfers after payment of debt service on State PIT Revenue Bonds, total \$45.3 billion, an increase of \$2.5 billion (5.8 percent) from FY 2017. This primarily reflects growth in withholding and estimated payments attributable to the projected increase in wage and non-wage income and a decline in STAR Fund deposits associated with legislation included in the FY 2018 Enacted Budget, partially offset by the first year of middle income tax cuts enacted in FY 2017.

Consumption/use tax receipts, including transfers after payment of debt service on the Local Government Assistance Corporation (LGAC) and Sales Tax Revenue Bonds, are estimated to total \$13.3 billion in FY 2018, an increase of \$691 million (5.5 percent) from FY 2017, which mainly reflects projected growth in disposable income and taxable consumption.

Business tax receipts are estimated at \$5.7 billion in FY 2018, an increase of \$957 million (20.1 percent) from FY 2017. The significant growth is primarily attributable to the absence of one-time factors that affected FY 2017 receipts. Prior fiscal year collections were lower than planned due to lower audit receipts from corporate franchise taxpayers and a shortfall in cash payments associated with tax year 2015 final returns. These issues are not expected to recur.

Other tax receipts, including transfers after payment of debt service on Clean Water/Clean Air Bonds, are expected to total \$2.1 billion in FY 2018, an increase of \$45 million (2.2 percent) from FY 2017. This increase is mainly attributable to projected growth in the real estate transfer tax receipts due to an anticipated increase in housing starts and appreciation of home prices, partly offset by the continued phase-in of estate tax cuts.

Non-tax receipts and transfers are estimated at \$3.3 billion in FY 2018, a decrease of \$144 million (-4.1 percent) from FY 2017, which largely reflects State Insurance Fund (SIF) reserves released in FY 2017 that do not recur in FY 2018.

General Fund receipts are affected by the deposit of dedicated taxes in other funds for debt service and other purposes, the transfer of balances among funds of the State, and other factors. For a more comprehensive discussion of the State's projections for tax receipts, miscellaneous receipts, and transfers, presented on a State Funds and All Funds basis, see "State Financial Plan Projections Fiscal Years 2018 Through 2021" herein.

### Disbursements (Excluding Extraordinary Monetary Settlements)

General Fund disbursements, including transfers to other funds, are expected to total \$70.4 billion in FY 2018, an increase of \$4.4 billion (6.7 percent) from FY 2017. General Fund disbursements reflect the cautious estimation of disbursements in each financial category, a practice that provides a cushion for potential receipts shortfalls and other unanticipated costs.

Projected local assistance spending is \$47.1 billion in FY 2018, an increase of \$2.6 billion (5.9 percent) from FY 2017. The increase includes \$1.3 billion for School Aid (on a State fiscal year basis) and \$919 million for Medicaid and the EP. Additional annual changes reflect anticipated growth in payments for social services, higher education, and other programs, as well as accounting reclassifications that have the effect of moving spending between financial categories and across fund types.

On a State Operating Funds basis, most executive agencies are expected to hold operations spending at FY 2017 levels (limited exceptions include DOH costs attributable to Medicaid administration, the EP program and increased State Police costs for additional security measures). The Financial Plan estimates for State Operations are affected by the reclassification to Capital Projects Funds of certain personnel expenses related to maintenance and preservation of State assets; the costs of approved and pending labor settlements, as well as the potential costs of labor agreements with other State unions patterned on the labor contract ratified by PEF in December 2016; and expected savings from agency management plans. General Fund personal and non-personal service costs are expected to total \$8.2 billion in FY 2018, an increase of \$135 million (1.7 percent) from FY 2017. Operating costs for many agencies are charged to several funds outside the General Fund, and are thus affected by varying levels of offsets and accounting reclassifications.

General State Charges (GSCs), which account for fringe benefits and certain fixed costs, are projected to increase by \$322 million (5.9 percent) over FY 2017. Health insurance costs for State employees and retirees are projected to increase by \$275 million (7.4 percent), mainly due to increases in premiums. The State's annual pension payment is projected to grow by \$94 million (3.8 percent).

General Fund transfers to other funds are projected to total \$9.3 billion in FY 2018, an increase of \$1.3 billion from FY 2017. Transfers for capital projects (excluding transfers funded with Extraordinary Monetary Settlements) are projected to increase by \$1.3 billion, reflecting the timing of reimbursement from bond proceeds and planned disbursements from the DHBTF.

General Fund disbursements are affected by the level of financing sources available in other funds, transfers of balances between funds of the State, and other factors that may change from year to year. For a more comprehensive discussion of the State's disbursements projections by major activity, presented on a State Operating Funds basis, see "State Financial Plan Projections Fiscal Years 2018 through 2021" herein.

## Closing Balance for FY 2018

DOB projects that the State will end FY 2018 with a General Fund cash balance of \$6.7 billion, a decrease of \$1.1 billion from FY 2017. The estimated balance of Extraordinary Monetary Settlements at the close of FY 2018 is \$4.2 billion, a decrease of \$1.2 billion from FY 2017. The decrease is due to the expected transfer of \$882 million in Extraordinary Monetary Settlements to capital projects funds to support initiatives funded with Extraordinary Monetary Settlements and the use of \$461 million for operating purposes and \$39 million for the CSX judgment payment<sup>7</sup> from Extraordinary Monetary Settlements not appropriated in the FY 2018 Enacted Budget. Offsetting these withdrawals of General Fund resources during FY 2018 is \$155 million in Extraordinary Monetary Settlements that is set aside for labor contracts and displayed in the Financial Plan tables as "Reserved for Potential Labor Agreements." (See "Uses of Extraordinary Monetary Settlements" herein.)

The estimated General Fund cash balance, excluding Extraordinary Monetary Settlements, is \$2.5 billion at the close of FY 2018, or \$99 million higher than FY 2017. The annual change in the balance reflects the planned deposit of \$155 million of Extraordinary Monetary Settlements in the General Fund that DOB has informally earmarked to fund retroactive salary increases for FY 2017 that may occur in FY 2018 or later which is partly offset by the planned use of \$25 million in reserves for the payment of retroactive salary increases for Management/Confidential (M/C) employees. During FY 2018, DOB may change the purposes for which the money is currently earmarked, depending on the fiscal environment. Other changes include resources carried in the Community Projects Fund (\$17 million), and the undesignated fund balance carried in from FY 2017 (\$14 million).

The Updated Financial Plan maintains a reserve of \$500 million for debt management purposes in FY 2018, unchanged from the level held at the end of FY 2017. DOB will decide on the use of these funds based on market conditions, financial needs, and other factors.

<b>TOTAL BALANCES</b> (millions of dollars)			
	<b>FY 2017</b> <b>Results</b>	<b>FY 2018</b> <b>Updated</b>	<b>Annual</b> <b>Change</b>
<b>TOTAL GENERAL FUND BALANCE</b>	<b>7,749</b>	<b>6,694</b>	<b>(1,055)</b>
<b>General Fund Total (Excluding Extraordinary Monetary Settlements)</b>	<b>2,414</b>	<b>2,513</b>	<b>99</b>
<b>Statutory Reserves:</b>			
"Rainy Day" Reserves	1,798	1,798	0
Community Projects	56	39	(17)
Contingency Reserve	21	21	0
<b>Fund Balance Reserved for:</b>			
Debt Management	500	500	0
Labor Agreements	25	155	130
Undesignated Fund Balance	14	0	(14)
<b>Extraordinary Monetary Settlements Fund Balance</b>	<b>5,335</b>	<b>4,181</b>	<b>(1,154)</b>

<sup>7</sup> Note that additional CSX interest and attorney's fees are expected to be included in a subsequent State payment, and reflected in a future financial plan update.

## Cash Flow

State Finance Law authorizes the General Fund to borrow money temporarily from available funds held in the Short-Term Investment Pool (STIP). Money may be borrowed for up to four months, or until the end of the fiscal year, whichever period is shorter. The State last used this authorization in April 2011 when the General Fund needed to borrow funds from STIP for a period of five days. The amount of resources that can be borrowed by the General Fund is limited to the available balances in STIP, as determined by the State Comptroller. Available balances include money in the State's governmental funds and a relatively small amount of other money belonging to the State. Several accounts in Debt Service Funds and Capital Projects Funds that are part of All Governmental Funds are excluded from the balances deemed available in STIP. These excluded funds consist of bond proceeds and money obligated for debt service payments.

DOB expects that the State will have sufficient liquidity in FY 2018 to make all planned payments as they become due without having to temporarily borrow from STIP. The State continues to reserve money on a quarterly basis for debt service payments that are financed with General Fund resources. Money to pay debt service on bonds secured by dedicated receipts, including PIT bonds and Sales Tax bonds, continues to be set aside as required by law and bond covenants.

<b>ALL FUNDS MONTH-END CASH BALANCES</b>				
<b>FY 2018</b>				
<b>(millions of dollars)</b>				
	<b>General</b>	<b>Other</b>	<b>All</b>	
	<b>Fund</b>	<b>Funds</b>	<b>Funds</b>	
<b>April</b>	7,405	4,111	11,516	
<b>May</b>	3,140	3,344	6,484	
<b>June</b>	3,014	4,666	7,680	
<b>July</b>	3,790	5,526	9,316	
<b>August</b>	3,704	5,222	8,926	
<b>September</b>	6,545	2,662	9,207	
<b>October</b>	6,039	3,430	9,469	
<b>November</b>	4,331	2,520	6,851	
<b>December</b>	8,438	1,999	10,437	
<b>January</b>	10,968	3,375	14,343	
<b>February</b>	10,183	3,306	13,489	
<b>March</b>	6,694	3,120	9,814	

## Extraordinary Monetary Settlements

From the beginning of FY 2015 through FY 2018, DOB estimates that the State will have received or is expected to receive a total of \$10.3 billion in Extraordinary Monetary Settlements for violations of State laws by major financial and other institutions. The following table lists the Extraordinary Monetary Settlements by firm and amount. Pursuant to a May 24, 2017 consent order between the State DFS and BNPP, BNPP made a \$350 million civil monetary penalty payment. The order pertains to BNPP engaging in improper, unsafe and unsound conduct, in violation of State laws and regulations, that included collusive conduct, improper exchange of information, manipulation of the price at which daily benchmark rates were set, and misleading customers. Neither the Updated Financial Plan nor the table below reflects the Habib Bank settlement payment of \$225 million described in the introduction to this AIS Update.

<b>SUMMARY OF RECEIPTS OF EXTRAORDINARY MONETARY SETTLEMENTS BETWEEN REGULATORS AND FINANCIAL INSTITUTIONS</b> (millions of dollars)					
	<u>FY 2015</u>	<u>FY 2016</u>	<u>FY 2017</u>	<u>FY 2018</u>	<u>Total</u>
<b>Extraordinary Monetary Settlements</b>	<b>4,942</b>	<b>3,605</b>	<b>1,317</b>	<b>416</b>	<b>10,280</b>
BNP Paribas	<u>2,243</u>	<u>1,348</u>	<u>0</u>	<u>350</u>	<u>3,941</u>
Department of Financial Services (DFS)	2,243	0	0	350	2,593
Asset Forfeiture (DANY)	0	1,348	0	0	1,348
Deutsche Bank	0	800	444	0	1,244
Credit Suisse AG	715	30	0	0	745
Commerzbank	610	82	0	0	692
Barclays	0	670	0	0	670
Credit Agricole	0	459	0	0	459
Bank of Tokyo Mitsubishi	315	0	0	0	315
Bank of America	300	0	0	0	300
Standard Chartered Bank	300	0	0	0	300
Goldman Sachs	0	50	190	0	240
Morgan Stanley	0	150	0	0	150
Bank Leumi	130	0	0	0	130
Ocwen Financial	100	0	0	0	100
Citigroup (State Share)	92	0	0	0	92
MetLife Parties	50	0	0	0	50
American International Group, Inc.	35	0	0	0	35
PricewaterhouseCoopers LLP	25	0	0	0	25
AXA Equitable Life Insurance Company	20	0	0	0	20
Promontory	0	15	0	0	15
New Day	0	1	0	0	1
Volkswagen	0	0	32	33	65
Mega Bank	0	0	180	0	180
Agricultural Bank of China	0	0	215	0	215
PHH Mortgage	0	0	28	0	28
Intesa SanPaolo	0	0	235	0	235
Other Settlements	7	0	(7)	33	33

## Uses of Extraordinary Monetary Settlements

Consistent with the Executive's intention to use the majority of Extraordinary Monetary Settlements to fund capital investments and nonrecurring expenditures, the FY 2018 Enacted Budget authorizes the transfer/use of \$5.4 billion in remaining resources from Extraordinary Monetary Settlements over a five-year period, in addition to \$4.5 billion used as of the close of FY 2017.

Since FY 2015, DOB estimates the State has received, or expects to receive, a total of \$10.3 billion in Extraordinary Monetary Settlements for violations of State laws by major financial and other institutions. A total of \$7.7 billion is expected to finance various purposes from capital appropriations, including operating activities associated with the maintenance, protection, preservation, and operation of capital assets. Another \$2.2 billion is or will be used for other purposes, including resolution of Office for People with Developmental Disabilities (OPWDD) Federal disallowances in FY 2016, funding for retroactive labor costs, General Fund operations, one-time litigation costs, and costs of the Department of Law's Litigation Services Bureau.

GENERAL FUND SUMMARY OF RECEIPTS AND USE/TRANSFER OF FUNDS FROM EXTRAORDINARY MONETARY SETTLEMENTS BETWEEN REGULATORS AND FINANCIAL INSTITUTIONS (millions of dollars)								
	FY 2015	FY 2016	FY 2017	FY 2018	FY 2019	FY 2020	FY 2021	FY 2022
<b>Opening Settlement Balance in General Fund</b>	<b>0</b>	<b>4,667</b>	<b>6,300</b>	<b>5,335</b>	<b>4,181</b>	<b>2,519</b>	<b>1,432</b>	<b>779</b>
<b>Receipt of Extraordinary Monetary Settlement Payment</b>	<b>4,942</b>	<b>3,605</b>	<b>1,317</b>	<b>416</b>	<b>0</b>	<b>0</b>	<b>0</b>	<b>0</b>
<b>Use/Transfer of Funds</b>	<b>275</b>	<b>1,972</b>	<b>2,282</b>	<b>1,570</b>	<b>1,662</b>	<b>1,087</b>	<b>653</b>	<b>468</b>
Capital Purposes:								
Transfer to DIIF	0	857	697	1,402	1,767	1,217	933	438
Transfer to Environmental Protection Fund	0	0	120	0	0	0	0	0
Transfer to Capital Projects Fund - Mass Transit	0	0	0	85	0	0	0	0
Transfer to Capital Projects Fund - Healthcare	0	0	0	25	45	50	50	30
Transfer to DIIF for Javits Center Expansion	0	0	0	160	350	320	170	0
Bond Proceed Receipts for Javits Center Expansion	0	0	0	0	0	(500)	(500)	0
FY 2017 Temporary Loan to Capital Projects Fund	0	0	1,300	(1,300)	0	0	0	0
FY 2018 Temporary Loan to Capital Projects Fund	0	0	0	500	(500)	0	0	0
Other Purposes:								
Transfer to Audit Disallowance - Federal Settlement	0	850	0	0	0	0	0	0
CSX Judgment Payment	0	0	0	39	0	0	0	0
Financial Plan - General Fund Operating Purposes	275	250	102	461	0	0	0	0
Transfer to Local Assistance Account - Mass Transit Operating	0	0	0	10	0	0	0	0
Department of Law - Litigation Services Operations	0	10	63	33	0	0	0	0
Transfer to OASAS Chemical Dependence Program	0	5	0	0	0	0	0	0
Reservation of Funds:								
Reserve for Retroactive Labor Settlements	0	0	0	155	0	0	0	0
<b>Closing Settlement Balance in General Fund</b>	<b>4,667</b>	<b>6,300</b>	<b>5,335</b>	<b>4,181</b>	<b>2,519</b>	<b>1,432</b>	<b>779</b>	<b>311</b>



The Updated Financial Plan reflects the continued allocation of an additional \$1.9 billion in unbudgeted Extraordinary Monetary Settlements to support the following measures:

- **Buffalo Billion Phase II (\$400 million):** The Updated Financial Plan reflects an additional investment of \$400 million from Extraordinary Monetary Settlement funds to support the second phase of the Buffalo Billion Initiative, which totals \$500 million.
- **Life Sciences (\$320 million):** The Updated Financial Plan reflects the commitment of \$320 million from Extraordinary Monetary Settlement funds to support the State's multi-year \$620 million Life Sciences Initiative. The State will provide \$220 million to support state-of-the-art laboratory space, equipment, and technology. Furthermore, \$100 million will be provided in investment capital for early stage life science firms, which is expected to be matched by private sector partners.
- **Health Care Capital Grants (\$200 million):** The Updated Financial Plan includes a \$500 million increase to the health care facility transformation program, of which \$200 million will be funded from Extraordinary Monetary Settlements.
- **Security and Emergency Response Preparedness (\$100 million):** The Updated Financial Plan reflects the commitment of \$100 million over the next two years to continue counter-terrorism efforts in New York City, including increased security and anti-terror exercises at nine MTA-operated bridges and tunnels and sustaining increased deployment of National Guard resources at transportation hubs, which began in September 2014.
- **Downtown Revitalization (\$100 million):** The Updated Financial Plan reflects an additional \$100 million for the Downtown Revitalization Initiative to fund housing, economic development, transportation, and community projects to attract and retain residents, visitors, and businesses to downtowns. The existing program provides \$100 million to ten communities currently experiencing population loss and/or economic decline.
- **MTA Capital Plan (\$65 million):** The Updated Financial Plan reflects the commitment of an additional \$65 million to the MTA's 2015-2019 Capital Program. These new resources must be paid to the MTA before December 31, 2018.
- **Non-MTA Transit (\$30 million):** The Updated Financial Plan invests an additional \$20 million in funds from Extraordinary Monetary Settlements toward DOT's mass transit capital program. Funds will be directed by DOT toward upstate and downstate public transportation systems other than the MTA to defray the costs of capital projects or acquisitions. The Updated Financial Plan also provides \$10 million for operating costs related to non-MTA Mass Transit purposes.



- First-Year Costs of Potential Labor Agreements (\$155 million): The Updated Financial Plan reserves \$155 million in Extraordinary Monetary Settlements to fund the year one costs of potential labor agreements with the remaining unionized employees, patterned on the PEF contract.
- General Fund Operations (\$461 million): The Updated Financial Plan reflects the use of Extraordinary Monetary Settlements that were not appropriated in the FY 2018 Enacted Budget.
- CSX Judgment Payment (\$39 million): As noted above, the State's share of the CSX judgment is approximately \$39 million, plus additional interest charges and attorney's fees to be reflected in future financial plan updates. The Updated Financial Plan assumes that the judgment against the State will be funded with a portion of the recent BNPP payment.

[THIS PAGE INTENTIONALLY LEFT BLANK]



# April – June 2017 Operating Results

[THIS PAGE INTENTIONALLY LEFT BLANK]

## April – June 2017 Operating Results

This section provides a summary of operating results for April 2017 through June 2017 compared to (1) the results for the same time period in the prior fiscal year, FY 2017 (April 2016 through June 2016), and (2) the projections set forth in the Enacted Budget Financial Plan.

## Results Compared to Prior Year - All Governmental Funds

All Governmental Funds results, as compared to the same period during the prior year, include a lower opening balance (\$705 million), decreased receipts (\$681 million), and higher spending (\$3.1 billion). The combination of these annual changes resulted in a \$4.5 billion decline in overall fund balance.

ALL GOVERNMENTAL FUNDS - YEAR-OVER-YEAR				
April through June				
(millions of dollars)				
	Results		Increase/(Decrease)	
	FY 2017	FY 2018	\$	%
<b>OPENING BALANCE</b>	<b>11,810</b>	<b>11,105</b>	<b>(705)</b>	<b>-6.0%</b>
<b>RECEIPTS:</b>	<b>38,421</b>	<b>37,740</b>	<b>(681)</b>	<b>-1.8%</b>
<b>Total Taxes</b>	<b>19,835</b>	<b>18,628</b>	<b>(1,207)</b>	<b>-6.1%</b>
Personal Income Tax	13,293	11,754	(1,539)	-11.6%
All Other Taxes	6,542	6,874	332	5.1%
<b>Miscellaneous Receipts</b>	<b>5,904</b>	<b>5,264</b>	<b>(640)</b>	<b>-10.8%</b>
<b>Federal Grants</b>	<b>12,682</b>	<b>13,848</b>	<b>1,166</b>	<b>9.2%</b>
<b>SPENDING:</b>				
<b>LOCAL ASSISTANCE</b>	<b>16,190</b>	<b>17,118</b>	<b>928</b>	<b>5.7%</b>
School Aid	5,857	6,430	573	9.8%
DOH Medicaid <sup>1</sup>	4,970	5,421	451	9.1%
All Other	5,363	5,267	(96)	-1.8%
<b>STATE OPERATIONS</b>	<b>8,134</b>	<b>8,441</b>	<b>307</b>	<b>3.8%</b>
<b>Agency Operations</b>	<b>4,589</b>	<b>4,783</b>	<b>194</b>	<b>4.2%</b>
Executive Agencies	2,369	2,484	115	4.9%
University Systems	1,556	1,612	56	3.6%
Elected Officials	664	687	23	3.5%
<b>General State Charges</b>	<b>3,545</b>	<b>3,658</b>	<b>113</b>	<b>3.2%</b>
Pension Contribution	2,167	2,250	83	3.8%
Health Insurance	925	964	39	4.2%
Other Fringe Benefits/Fixed Costs	453	444	(9)	-2.0%
<b>DEBT SERVICE</b>	<b>366</b>	<b>422</b>	<b>56</b>	<b>15.3%</b>
<b>CAPITAL PROJECTS</b>	<b>0</b>	<b>0</b>	<b>0</b>	<b>0.0%</b>
<b>TOTAL STATE OPERATING FUNDS</b>	<b>24,690</b>	<b>25,981</b>	<b>1,291</b>	<b>5.2%</b>
<b>CAPITAL PROJECTS (State and Federal)</b>	<b>1,923</b>	<b>2,101</b>	<b>178</b>	<b>9.3%</b>
<b>FEDERAL OPERATING AID</b>	<b>11,387</b>	<b>13,054</b>	<b>1,667</b>	<b>14.6%</b>
<b>TOTAL ALL GOVERNMENTAL FUNDS</b>	<b>38,000</b>	<b>41,136</b>	<b>3,136</b>	<b>8.3%</b>
<b>OTHER FINANCING SOURCES</b>	<b>(11)</b>	<b>(29)</b>	<b>(18)</b>	<b>-163.6%</b>
<b>CHANGE IN OPERATIONS</b>	<b>410</b>	<b>(3,425)</b>	<b>(3,817)</b>	<b>-930.6%</b>
<b>CLOSING BALANCE</b>	<b>12,220</b>	<b>7,680</b>	<b>(4,522)</b>	<b>-37.0%</b>

<sup>1</sup> Includes the Essential Plan (EP).

## Receipts

Through June 2017, All Funds tax receipts were \$1.2 billion, or 6.1 percent, lower than results in the prior year, and primarily concentrated in PIT (\$1.5 billion, or 11.6 percent, lower). The decline is comprised of lower extension payments (\$620 million) due to weak non-wage income growth in Tax Year 2016 and a largely timing-related increase in refunds (\$1.1 billion). The growth in total refunds paid is attributable to the payment of an additional \$800 million in refunds in January through March 2016 that was not paid in the same period of FY 2017, but rather paid in the beginning of FY 2018.

All other taxes combined were \$332 million higher than the prior year, mainly due to business tax collections and a substantial estate tax payment. Business tax collections reflect higher gross receipts across taxes mainly the result of late filing of mandatory first installment payments. The 2017 mandatory first installment was due March 15, however several taxpayers filed these payments in April 2017.

Miscellaneous Receipts were \$640 million below the prior year, primarily reflecting the maturity of and subsequent availability of bond proceeds in June 2017, which were deposited for reimbursement of prior year spending.

Federal grants were \$1.2 billion, or 9.2 percent, higher than FY 2017, consistent with the impact of the annual changes in Federal spending.

## Spending

Through June 2017, State Operating Funds spending totaled nearly \$26 billion, an increase of \$1.3 billion, or 5.2 percent, above the same period last year. As described later, the Enacted Budget Financial Plan anticipated substantial increases in spending for the first three months of FY 2018 compared to the same period in FY 2017, but actual results were lower due to the timing of certain payments. DOB does not expect annual spending will exceed FY 2018 estimates in the Enacted Budget Financial Plan.

Local assistance growth includes the school aid “tail” payment of the 2017 school year (\$573 million) and growth in Medicaid (\$451 million) driven by increased spending for managed care claims. This growth is partly offset by a decline in fee-for-service expenses.

State operations spending growth includes planned cost increases for pensions and health insurance (\$122 million) and the cost of collective bargaining agreements for PEF and M/Cs, including retroactive payments for FY 2017 disbursed during the month of June in the current fiscal year (\$38 million). Additionally, non-personal services expenses for information technology services were higher due to the timing of certain payments made in the first quarter of FY 2018 that were not disbursed, as previously expected, in March 2017 (\$45 million), and contractual expenses for the Medicaid and EP programs disbursed earlier than normal in comparison to prior years (\$46 million).

Beyond State Operating Funds, higher Capital Projects Funds spending (\$178 million) was primarily due to ESD spending for expenses related to the Moynihan Station construction project (\$150 million).

Federal operating spending growth of \$1.7 billion includes higher Medicaid spending (\$1.3 billion), which was driven primarily by growth in claiming expenses and the DSRIP program (\$987 million); and growth in EP spending (\$272 million) due to enrollment growth. The second largest area of growth is for education (\$232 million), which was driven by recent Title I Grants and IDEA claim submissions from New York City. Federal education payments are not made on a fixed schedule, but are processed in batches as claims are submitted, with the volume of payments sometimes increasing significantly based on the pattern of claims submitted by New York City.

## Results Compared to Prior Plan – All Governmental Funds

The State ended June 2017 with a closing balance of \$7.7 billion in All Funds, or \$1.2 billion above the FY 2018 Enacted Budget Financial Plan estimate. The higher balance is mainly due to \$1.4 billion in lower spending, partly offset by \$195 million in lower receipts.

ALL GOVERNMENTAL FUNDS MEASUREMENT TO PLAN				
April through June 2017				
(millions of dollars)				
	Enacted		Above/(Below)	
	Plan	Results	\$	%
<b>OPENING BALANCE</b>	<b>11,105</b>	<b>11,105</b>	<b>0</b>	<b>0.0%</b>
<b>RECEIPTS:</b>	<b>37,935</b>	<b>37,740</b>	<b>(195)</b>	<b>-0.5%</b>
<b>Total Taxes</b>	<b>18,943</b>	<b>18,628</b>	<b>(315)</b>	<b>-1.7%</b>
Personal Income Tax	12,253	11,754	(499)	-4.1%
Consumption / Use Tax	4,149	4,062	(87)	-2.1%
Business Taxes	1,657	1,879	222	13.4%
Other Taxes	884	933	49	5.5%
<b>Miscellaneous Receipts</b>	<b>5,009</b>	<b>5,264</b>	<b>255</b>	<b>5.1%</b>
<b>Federal Grants</b>	<b>13,983</b>	<b>13,848</b>	<b>(135)</b>	<b>-1.0%</b>
<b>SPENDING:</b>				
<b>LOCAL ASSISTANCE</b>	<b>17,779</b>	<b>17,118</b>	<b>(661)</b>	<b>-3.7%</b>
School Aid	6,494	6,430	(64)	-1.0%
DOH Medicaid <sup>1</sup>	5,676	5,421	(255)	-4.5%
Transportation	1,178	1,183	5	0.4%
STAR	58	57	(1)	-1.7%
Social Services	798	682	(116)	-14.5%
Higher Education	985	1,010	25	2.5%
Mental Hygiene	599	611	12	2.0%
All Other	1,991	1,724	(267)	-13.4%
<b>STATE OPERATIONS</b>	<b>8,226</b>	<b>8,441</b>	<b>215</b>	<b>2.6%</b>
<b>Agency Operations</b>	<b>4,694</b>	<b>4,783</b>	<b>89</b>	<b>1.9%</b>
Personal Service:	<u>3,383</u>	<u>3,434</u>	<u>51</u>	<u>1.5%</u>
Executive Agencies	1,843	1,826	(17)	-0.9%
University Systems	1,005	1,046	41	4.1%
Elected Officials	535	562	27	5.0%
Non-Personal Service:	<u>1,311</u>	<u>1,349</u>	<u>38</u>	<u>2.9%</u>
Executive Agencies	649	658	9	1.4%
University Systems	530	566	36	6.8%
Elected Officials	132	125	(7)	-5.3%
<b>General State Charges</b>	<b>3,532</b>	<b>3,658</b>	<b>126</b>	<b>3.6%</b>
Pension Contribution	2,248	2,250	2	0.1%
Health Insurance	979	964	(15)	-1.5%
Other Fringe Benefits/Fixed Costs	305	444	139	45.6%
<b>DEBT SERVICE</b>	<b>417</b>	<b>422</b>	<b>5</b>	<b>1.2%</b>
<b>CAPITAL PROJECTS</b>	<b>0</b>	<b>0</b>	<b>0</b>	<b>0.0%</b>
<b>TOTAL STATE OPERATING FUNDS</b>	<b>26,422</b>	<b>25,981</b>	<b>(441)</b>	<b>-1.7%</b>
<b>CAPITAL PROJECTS (State and Federal Funds)</b>	<b>2,852</b>	<b>2,101</b>	<b>(751)</b>	<b>-26.3%</b>
<b>FEDERAL OPERATING AID</b>	<b>13,226</b>	<b>13,054</b>	<b>(172)</b>	<b>-1.3%</b>
<b>TOTAL ALL GOVERNMENTAL FUNDS</b>	<b>42,500</b>	<b>41,136</b>	<b>(1,364)</b>	<b>-3.2%</b>
<b>OTHER FINANCING SOURCES</b>	<b>(32)</b>	<b>(29)</b>	<b>3</b>	<b>9.4%</b>
<b>CHANGE IN OPERATIONS</b>	<b>(4,597)</b>	<b>(3,425)</b>	<b>1,172</b>	<b>25.5%</b>
<b>CLOSING BALANCE</b>	<b>6,508</b>	<b>7,680</b>	<b>1,172</b>	<b>18.0%</b>

<sup>1</sup> Includes the Essential Plan (EP).



## Receipts

Through June 2017, total tax receipts were \$315 million below the estimates in the Enacted Budget Financial Plan. PIT collections were \$499 million below the estimate. The shortfall in PIT receipts was driven by weaker than expected June 2017 quarterly estimated payments, which had been projected to grow by 9.1 percent in June 2017 but instead slightly declined, and greater than projected refund payments. The PIT refund variance is timing-related and expected to result in reduced October 2017 settlement-related refunds. Business tax collections were above plan due to higher gross receipts for both corporate franchise and insurance taxes in June 2017 for calendar year estimated payments, and the receipt of several amended corporate franchise returns from prior years.

Miscellaneous receipts exceeded projections in the Enacted Budget Financial Plan by \$255 million in total, primarily reflecting the impact of the \$350 million Extraordinary Monetary Settlement payment from BNPP in June 2017. Partly offsetting the overall variance was lower than planned HCRA surcharge collections (\$80 million), reflecting timing primarily associated with revenue recoupments occurring ahead of schedule.

Federal grants were \$135 million lower than estimated, which is consistent with the variances in Federal spending.

## Spending

Compared to the initial projections, State Operating Funds spending was \$441 million below plan, or 1.7 percent lower, reflecting a mix of lower expenses for local assistance (\$661 million) and higher expenses for State operations (\$215 million).

Lower local assistance spending compared to the Enacted Budget Financial Plan is mainly driven by lower Medicaid spending due to the timing of certain rate packages that will increase provider rates that are waiting for Federal approval and will be paid retroactively upon such approval (\$103 million), and the reconciliation of Federal ACA funding that is expected to be a State cost (\$152 million). Other causes of local assistance spending variances from the Enacted Budget Financial Plan projections include under-spending due to the timing of processing for Excess Medical Malpractice payments (\$112 million), non-public schools (\$61 million), and charter school General Legislative Operations Program (GLOP) (\$54 million), and OCFS programs -- day care programs (\$70 million), Foster Care Block Grant and Youth Programs (\$40 million).

State Operations (including fringe benefits) spending was \$215 million above the Enacted Budget Financial Plan projections due to personal and non-personal service expenses (\$89 million combined) driven mostly by SUNY (\$77 million), as well as higher fringe benefit expenses (\$126 million) due to lower than planned reimbursement from other funds related to FY 2017 prepayments.

Beyond State Operating Funds, lower capital spending (\$751 million) mainly occurred for transportation (\$455 million), special infrastructure projects (\$74 million), environmental programs (\$70 million), and economic development activity (\$55 million). This under-spending was driven by delayed implementation of project spending, and is expected to occur later in FY 2018. Federal spending was also lower (\$172 million) due to the delayed Medicaid rate plan approvals in FY 2018.

## Results Compared to Prior Plan - General Fund

In the General Fund, total receipts were below projections by \$5 million and spending lagged behind projections by \$553 million, resulting in a fund balance of \$548 million higher than initial projections.

GENERAL FUND OPERATING RESULTS				
APRIL 2017 THROUGH JUNE 2017				
(millions of dollars)				
	Enacted Plan	Results	Above/(Below)	
			Enacted Plan	
			\$	%
<b>Opening Balance</b>	<b>7,749</b>	<b>7,749</b>	<b>0</b>	<b>0.0%</b>
<b>Total Receipts</b>	<b>17,603</b>	<b>17,598</b>	<b>(5)</b>	<b>0.0%</b>
Taxes:	17,160	16,811	(349)	-2.0%
Personal Income Tax <sup>1</sup>	12,176	11,678	(498)	-4.1%
Consumption / Use Taxes <sup>1</sup>	3,307	3,233	(74)	-2.2%
Business Taxes	1,156	1,328	172	14.9%
Other Taxes <sup>1</sup>	521	572	51	9.8%
Receipts and Grants	422	772	350	82.9%
Transfers From Other Funds	21	15	(6)	-28.6%
<b>Total Spending</b>	<b>22,886</b>	<b>22,333</b>	<b>(553)</b>	<b>-2.4%</b>
Local Assistance	14,201	13,642	(559)	-3.9%
State Operations (including GSCs)	5,041	5,203	162	3.2%
Debt Service Transfer	272	275	3	1.1%
Capital Projects Transfer	1,122	1,015	(107)	-9.5%
State Share of Medicaid Transfer	381	337	(44)	-11.5%
SUNY Operations Transfer	654	653	(1)	-0.2%
All Other Transfers	1,215	1,208	(7)	-0.6%
<b>Change in Operations</b>	<b>(5,283)</b>	<b>(4,735)</b>	<b>548</b>	<b>10.4%</b>
<b>Closing Balance</b>	<b>2,466</b>	<b>3,014</b>	<b>548</b>	<b>22.2%</b>

<sup>1</sup> Includes transfers from other funds after debt service.

General Fund tax collections were \$349 million below the estimate, consistent with the All Funds summary above. This was offset by an unplanned \$350 million Extraordinary Monetary Settlement payment from BNPP in June 2017.

Through June 2017, General Fund disbursements, including transfers to other funds, were \$553 million below the projection in the Enacted Budget Financial Plan. Lower local assistance (\$559 million) and higher agency operations (\$162 million) spending are similar to the State Operating Funds variances summarized above.

In addition, certain General Fund transfers did not occur as planned and are now expected in future months, most notably for transfers to support capital spending for transportation programs, which materialized at a slower than anticipated rate through the first quarter.



# Other Matters Affecting the Financial Plan

[THIS PAGE INTENTIONALLY LEFT BLANK]

## Other Matters Affecting the Financial Plan

### General

The State's Updated Financial Plan is subject to complex economic, social, financial, political, and environmental risks and uncertainties, many of which are outside the ability of the State to control. DOB believes that the projections of receipts and disbursements in the Updated Financial Plan are based on reasonable assumptions, but there can be no assurance that actual results will not differ materially and adversely from these projections. In certain fiscal years, actual receipts collections have fallen substantially below the levels forecasted. In addition, projections in future years are based on the assumption that annual growth in State Operating Funds spending will be limited to 2 percent, and that all savings that result from the 2 percent limit will be made available to the General Fund.

DOB routinely executes cash management actions to manage the State's large and complex budget. These actions are intended for a variety of purposes that include improving the State's cash flow, managing resources within and across State fiscal years, assisting in the adherence to spending targets, and better positioning the State to address future risks and unanticipated costs, such as economic downturns, unexpected revenue deterioration, and unplanned expenditures. As such, the State regularly makes certain payments above those initially planned, to maintain budget flexibility. All payments made above the planned amount are reflected in the year they occur, and adhere to the limit of the State's 2 percent spending benchmark.

The Updated Financial Plan is based on numerous assumptions, including the condition of the State and national economies, and the concomitant receipt of economically sensitive tax receipts in the amounts projected. Other uncertainties and risks concerning the economic and receipts forecasts include the impacts of: national and international events; ongoing financial instability in the Euro-zone; changes in consumer confidence, oil supplies and oil prices; major terrorist events, hostilities or war; climate change and extreme weather events; Federal statutory and regulatory changes concerning financial sector activities; changes concerning financial sector bonus payouts, as well as any future legislation governing the structure of compensation; shifts in monetary policy affecting interest rates and the financial markets; financial and real estate market developments which may adversely affect bonus income and capital gains realizations; the effect of household debt on consumer spending and State tax collections; and the outcomes of litigation and other claims affecting the State.

The Updated Financial Plan is subject to various uncertainties and contingencies relating to: wage and benefit increases for State employees that exceed projected annual costs; changes in the size of the State's workforce; the realization of the projected rate of return for pension fund assets and current assumptions with respect to wages for State employees affecting the State's required pension fund contributions; the willingness and ability of the Federal government to provide the aid expected in the Updated Financial Plan; the ability of the State to implement cost reduction initiatives, including reductions in State agency operations, and the success with which the State controls expenditures; and the ability of the State and its public authorities to market securities successfully in the public credit markets. Some of these issues are described in more detail herein. The projections and assumptions contained in the Updated Financial Plan are subject to revisions

which may result in substantial change. No assurance can be given that these estimates and projections, which depend in part upon actions the State expects to be taken but which are not within the State's control, will be realized.

## Budget Risks and Uncertainties

There can be no assurance that the State's financial position will not change materially and adversely from current projections. If this were to occur, the State would be required to take additional gap-closing actions. Such actions may include, but are not limited to: reductions in State agency operations; delays or reductions in payments to local governments or other recipients of State aid; delays in or suspension of capital maintenance and construction; extraordinary financing of operating expenses; use of non-recurring resources; or other measures. In some cases, the ability of the State to implement such actions requires the approval of the Legislature and cannot be implemented solely by action of the Governor.

The Updated Financial Plan projections for the outyears generally assume that School Aid and Medicaid disbursements will be limited to the annual growth in New York State personal income, and the ten-year average growth of the medical component of the CPI, respectively. However, in SY 2019, School Aid is projected to increase by 4.3 percent, a level \$100 million higher than the estimated 3.9 percent growth in personal income. In addition, since FY 2014, the State has annually authorized spending for School Aid to increase above the personal income growth index; in FY 2018, the Enacted Budget Financial Plan reflects a 4.2 percent School Aid increase, compared to the 3.9 percent growth in the index.

State law grants the Commissioner of Health certain powers and authority to maintain Medicaid spending levels assumed in the Updated Financial Plan. Over the past six years, DOH State Funds Medicaid spending levels have remained at or below indexed levels without requiring the Commissioner to exercise this authority. However, Medicaid program spending is sensitive to a number of factors including fluctuations in economic conditions, which may increase caseload. The Commissioner's powers are intended to limit the rate of annual growth in DOH State Funds Medicaid spending to the levels estimated for the current fiscal year, through actions which may include reducing rates to providers. However, these actions may be dependent upon timely Federal approvals and other elements of the program that govern implementation. It should further be noted that the Medicaid Cap, which is indexed to historical CPI Medical trends, applies to State Operating Funds and, therefore, General Fund spending remains sensitive to revenue performance in the State's HCRA fund (which finances approximately one-quarter of the DOH State-share costs of Medicaid).

The Updated Financial Plan forecast contains specific transaction risks and other uncertainties including, but not limited to: receipt of certain payments from public authorities; receipt of certain payments under the Tribal-State compact, including payments from the Seneca Nation<sup>8</sup>; receipt of miscellaneous revenues at the levels expected in the Updated Financial Plan, and achievement of cost-saving measures including, but not limited to, transfer of available fund balances to the

---

<sup>8</sup> The Seneca Nation withheld a payment to the State that was expected in June 2017. The State and Seneca Nation are in discussions over the payment. The Updated Financial Plan assumes successful resolution by March 2018.

General Fund at levels currently projected. Such risks and uncertainties, if they were to materialize, could adversely impact the Updated Financial Plan in current or future years.

The Updated Financial Plan also includes actions that affect the spending reported in the State Operating Funds basis of reporting, including: (i) the realignment of certain operating costs to the capital budget to provide consistency in reporting across all agencies and a more accurate accounting of the overall capital budget; (ii) the payment of certain operating costs using available resources in accounts outside of the State Operating Funds basis of reporting; and (iii) the restructuring of the STAR program such that the spending for certain benefits is instead provided in the form of a tax credit for consistency with the reporting of other State tax credits. If these and other transactions were not being implemented as planned, upward pressure to the reported level of annual spending growth in State Operating Funds could have occurred.

In developing the Updated Financial Plan, DOB attempts to mitigate the financial risks from receipts volatility, litigation, and unexpected costs, with a particular emphasis on the General Fund. It does this by, among other things, exercising caution when calculating total General Fund disbursements, and managing the accumulation of financial resources that can be used to offset new costs (including, but not limited to, fund balances not needed in a given year, acceleration of tax refunds above the level budgeted in a given year, and prepayment of expenses). There can be no assurance that such resources will be sufficient to address risks that may materialize in a given fiscal year.

## Federal Issues

The State receives a substantial amount of Federal aid for health care, education, transportation, and other governmental purposes, as well as Federal funding to respond to, and recover from, severe weather events and other disasters. Many of the policies that drive this Federal aid are subject to change under the current presidential administration and Congress. Current financial projections concerning Federal aid, and the assumptions on which they rely, are subject to revision in future financial updates as a result of changes in Federal policy.

The Federal government may enact budgetary changes or take other actions that adversely affect State finances. State legislation approved with the FY 2018 Enacted Budget sets forth a process by which the State would manage significant reductions in Federal aid during FY 2018 should they arise. Specifically, the legislation requires the Budget Director to prepare a plan for consideration by the Legislature in the event that Federal budget or continuing resolutions in force for Federal fiscal years 2017 or 2018, or both, or Federal statutory or regulatory changes: (i) reduce Federal financial participation in Medicaid funding to New York State or its subdivisions by \$850 million or more; or (ii) reduce Federal financial participation or other Federal aid in funding to New York State that affects the State Operating Funds financial plan by \$850 million or more, exclusive of any cuts to Medicaid. Each limit is triggered separately and is not additive. The plan prepared by the Budget Director must equally and proportionally reduce appropriations and cash disbursements in the General Fund and State special revenue funds. Upon receipt of the plan, the Legislature has 90 days to prepare its own corrective action plan, which may be adopted by concurrent resolution passed by both houses, or the plan submitted by the Budget Director takes effect automatically.

In addition to the potential fiscal impact of policies that may be adopted by the Federal government, the Updated Financial Plan may also be adversely affected by other Federal government actions, including audits, disallowances, and changes to Federal participation rates or other Medicaid rules. The Enacted Budget Financial Plan includes reimbursement to the Federal government of \$100 million annually through FY 2027 pursuant to a March 2015 agreement between the State and the Centers for Medicare and Medicaid Services (CMS). The agreement resolved a pending disallowance for FY 2011, and all related payment disputes for State-operated services prior to April 1, 2013, including home and community-based waiver services. Pursuant to the agreement, the State must adjust the Federal/State share of future Medicaid costs to reimburse the Federal government. The State used \$850 million in Extraordinary Monetary Settlement payments, previously set aside for financial risks, to finance the initial repayment amount in FY 2016.

Current issues of particular concern are described below.

#### Maintaining Current Federal Aid

The Trump Administration has proposed significant cuts to domestic programs in Federal FY 2018, and Federal funding for some mandatory programs such as the Children's Health Insurance Program are set to expire at the end of Federal FY 2017. If the proposed cuts are adopted or the mandatory programs set to expire in Federal FY 2017 are not continued, it could lead to a reduction of billions of dollars to the State.

The Federal government has approved a continuing resolution for Federal fiscal year 2018 that would keep the Federal government operating through December 8, 2017. The continuing resolution is part of a package (PL 115-56) that includes (i) \$15 billion for hurricane response and (ii) a temporary suspension of the debt limit through December 8, 2017.

#### Federal Health Care Policy

Passage of H.R. 1628, the American Health Care Act, in the United States House of Representatives, and the proposal of an amended version of H.R. 1628 by certain United States Senators, put at risk a significant amount of Federal aid for health care. Major components of the bill, as passed by the House of Representatives and as proposed to be amended by certain Senators, include ending the Basic Health Plan, the Patient Protection and Affordable Care Act's Medicaid expansion, and shifting a larger share of the growth in Medicaid costs to the states by imposing per capita caps on Medicaid spending in lieu of Medicaid's current open-ended entitlement. If this bill were adopted by both houses of Congress, these policies would have a substantial adverse impact on the Updated Financial Plan.

It remains possible that this or other legislative proposals may become law. DOB will continue to monitor Federal health care policy.



### Medicaid Redesign Team (MRT) Medicaid Waiver

The Federal CMS and the State have reached an agreement authorizing up to \$8 billion in new Federal funding, over several years, to transform New York's health care system and ensure access to quality care for all Medicaid beneficiaries. This funding, provided through an amendment to the State's Partnership Plan 1115 Medicaid waiver, is divided among the Interim Access Assurance Fund (IAAF), the Delivery System Reform Incentive Payment (DSRIP) Program, Health Homes, and various other Medicaid redesign initiatives.

Since January 1, 2014, in accordance with provisions of the ACA, the State has been eligible for enhanced Federal Medical Assistance Percentage (FMAP) funding associated with childless adults. The DOH continues to work with the CMS, and to refine the eligibility data systems to draw the appropriate amount of enhanced FMAP funding. This reconciliation may result in a modification of payments to the State and local governments.

### Federal Debt Limit

Federal legislation signed into law on September 8, 2017, has suspended the Federal debt limit through December 8, 2017, forestalling the possibility of a default by the Federal government until at least that time. Previously, a similar temporary suspension of the debt limit expired in March 2017, with the U.S. Treasury operating under "extraordinary measures" in the interim to finance outlays without further borrowing.

A Federal government default on payments, particularly for a prolonged period, could have a materially adverse effect on the national and State economies, financial markets, and intergovernmental aid payments. The specific effects on the Updated Financial Plan of a future Federal government default are unknown and impossible to predict. However, data from past economic downturns suggest that the State's revenue loss could be substantial if the economy goes into a recession due to a Federal default.

A payment default by the United States may adversely affect the municipal bond market. Municipal issuers, as well as the State, could face higher borrowing costs and impaired market access. This would jeopardize planned capital investments in transportation infrastructure, higher education facilities, hazardous waste remediation, environmental projects, and economic development projects. Additionally, the market for and market value of outstanding municipal obligations, including municipal obligations of the State, could be adversely affected.

## Current Labor Negotiations (Current Contract Period)

Legislation has been enacted to implement a three-year collective bargaining agreement providing 2 percent annual increases (FY 2017, FY 2018, and FY 2019) for employees represented by PEF and comparable increases for M/C employees. The agreement with PEF follows the one-year retroactive labor agreement authorizing payment of a 2 percent general salary increase to members for the period April 1, 2015 through March 31, 2016. The Graduate Student Employees Union (GSEU) have agreed to a similar three-year deal. The GSEU membership voted to ratify on March 3, 2017.

The New York State Police Investigators Association (NYSPIA) achieved a multi-year collective bargaining agreement patterned after the State's 2015 legislative session deals with the State Police Troopers and Commissioned and Non-Commissioned Officers. The enacted NYSPIA pay bill provides the same schedule of general salary increases provided to the Police Benevolent Association of the New York State Troopers (NYSPBA) members; specifically, a 2 percent general salary increase for each of FY 2015 and FY 2016, in their entirety, and a 1.5 percent general salary increase for each of FY 2017 and FY 2018, respectively.

Most recently, the New York State Correctional Officers and Police Benevolent Association (NYSCOPBA) membership voted not to ratify a tentative agreement on a five-year labor contract through FY 2021, which would have provided for annual 2 percent general salary increases through FY 2021, and differentials typically received within the law enforcement community (e.g., Hazardous Duty Pay), the costs of which were offset by benefit design changes within the New York State Health Insurance Program (NYSHIP) and reductions in overtime costs. The State will continue negotiations with NYSCOPBA.

On June 20, 2017, the State and CSEA reached a tentative agreement on a five-year labor contract that provides annual salary increases of 2 percent for FYs 2017 through 2021. The agreement was ratified by CSEA membership in August 2017. The Updated Financial Plan reflects annual salary increases of 2 percent through FY 2021.

The State is in active negotiations with all other employee unions whose contracts concluded in FY 2016, including United University Professions (UUP), Council 82, and District Council 37 (DC-37 Housing). Negotiations also continue with the Police Benevolent Association of New York State (PBANYS), whose contract expired at the end of FY 2015.

On June 27, 2016, the City University of New York (CUNY) Board of Trustees approved collective bargaining agreements between CUNY and unions representing almost all of the University's faculty and staff. For CUNY senior colleges, these agreements are estimated to cost approximately \$250 million for retroactive payments and \$150 million in ongoing annual costs. At the request of CUNY, the State advanced its planned payment of approximately \$250 million State support for CUNY senior colleges from October 2017 to June 2017, to make resources available for retroactive payments in the academic year ending June 2017.

## Pension Amortization<sup>9</sup>

Under legislation enacted in August 2010, the State and local governments may amortize (defer paying) a portion of their annual pension costs. Amortization temporarily reduces the pension costs that must be paid by public employers in a given fiscal year, but results in higher costs overall when repaid with interest.

The State and local governments are required to begin repayment on each new amortization in the fiscal year immediately following the year in which the amortization was initiated. The full amount of each amortization must be repaid within ten years at a fixed interest rate determined by OSC. Legislation included in the FY 2017 Enacted Budget authorizes the State to prepay a portion of remaining principal associated with an amortization, and then pay a lower re-calculated interest installment in any subsequent year for which the principal has been prepaid. This option does not allow the State to delay the original ten-year repayment schedule, nor does it allow for the interest rate initially applied to the amortization amount to be modified.

The portion of an employer's annual pension costs that may be amortized is determined by comparing the employer's amortization-eligible contributions as a percentage of employee salaries (i.e., the normal rate<sup>10</sup>) to a system-wide amortization threshold (i.e., the graded rate). Graded rates are determined for the Employees' Retirement System (ERS) and the Police and Fire Retirement System (PFRS) according to a formula enacted in the 2010 legislation and generally move toward their system's average normal rate by up to one percentage point per year. When an employer's normal rate is greater than the system-wide graded rate, the employer can elect to amortize the difference. However, when the normal rate of an employer that previously amortized is less than the system-wide graded rate, the employer is required to pay the graded rate. Additional contributions are first used to pay off existing amortizations and are then deposited into a reserve account to offset future increases in contribution rates.

The amortization threshold is projected to approximate the normal rate in upcoming fiscal years. Therefore, the Updated Financial Plan does not assume amortization of State pension costs (including the Office of Court Administration) beyond FY 2016.

The following table reflects projected pension contributions and amortizations exclusively for Executive branch and Judiciary employers participating in ERS and PFRS. The "Normal Costs" column shows the State's underlying pension cost in each fiscal year, before the effects of amortization as authorized in 2010. The "{Amortized} / Excess Contributions" column shows amounts amortized. The "Amortization Payments" column provides the amount paid in principal and interest towards the outstanding balance on prior-year amortizations. The "Total" column provides the State's actual or planned pension contribution, inclusive of amortization. The "Interest

<sup>9</sup> The information contained under this heading was prepared solely by DOB and reflects the budgetary aspects of pension amortization. The information that appears later in this AIS Update, under the section entitled "State Retirement System," was furnished solely by OSC.

<sup>10</sup> For the purpose of this discussion, the "normal rate" refers to all amortization-eligible costs (i.e., normal and administrative costs, as well as certain employer-provided options such as sick leave credit) divided by salary base.

Rate" column provides the interest rate at which the State will repay the amortized contribution, as determined by OSC. The remaining columns provide information on the normal rate and graded rate, which are used to determine the maximum allowed "(Amortized)" amount or the mandatory "Excess Contributions" amount for a given fiscal year.

EMPLOYEE RETIREMENT SYSTEM AND POLICE AND FIRE RETIREMENT SYSTEM IMPACTS OF AMORTIZATION ON PENSION CONTRIBUTIONS (millions of dollars)									
Fiscal Year	Statewide Pension Payments <sup>1</sup>				Interest Rate on Amortization Amount (%) <sup>(3)</sup>	Rates for Determining (Amortization Amount) / Excess Contributions			
	Normal Costs <sup>2</sup>	(Amortized) / Excess Contributions	Amortization Payments	Total Statewide Pension Payments		System Average		Amortization Threshold	
						Normal Rate <sup>4</sup>		(Graded Rate)	
					ERS (%)	PFRS (%)	ERS (%)	PFRS (%)	
2011	1,543.2	(249.6)	0.0	1,293.6	5.00	11.5	18.1	9.5	17.5
2012	2,037.6	(562.9)	32.3	1,507.0	3.75	15.9	21.6	10.5	18.5
2013	2,076.1	(778.5)	100.8	1,398.4	3.00	18.5	25.7	11.5	19.5
2014	2,633.8	(937.0)	192.0	1,888.8	3.67	20.5	28.9	12.5	20.5
2015	2,325.7	(713.1)	305.7	1,918.3	3.15	19.7	27.5	13.5	21.5
2016	1,972.1	(356.1)	389.9	2,005.9	3.21	17.8	24.7	14.5	22.5
2017	1,788.6	0.0	432.1	2,220.7	2.33	15.0	24.3	15.1	23.5
2018 Est.	1,881.0	0.0	432.1	2,313.1		14.9	24.3	14.9	24.3
-----Projected by DOB <sup>5</sup> -----									
2019	1,982.6	0.0	432.1	2,414.7		15.6	25.3	15.6	25.3
2020	2,093.0	0.0	432.1	2,525.1		16.6	26.3	16.6	26.3
2021	2,316.7	0.0	432.1	2,748.8		17.6	27.3	17.6	27.3
2022	2,530.6	0.0	399.8	2,930.4		18.6	28.3	18.6	28.3
2023	2,556.6	0.0	331.3	2,887.9		18.7	29.3	18.7	29.3
2024	2,582.7	0.0	240.1	2,822.8		18.5	29.1	18.5	29.1
2025	2,609.0	0.0	126.4	2,735.4		18.3	28.7	18.3	28.7
2026	2,635.0	0.0	42.2	2,677.2		18.1	28.3	18.1	28.3

<sup>1</sup> Pension contribution values in this table do not include pension costs related to the ORP, VDC, and TRS for SUNY and SED, whereas the projected pension costs in other Financial Plan tables include such pension disbursements.

<sup>2</sup> Normal costs include payments from amortizations prior to FY 2011, which ended in FY 2016 as a result of early repayments.

<sup>3</sup> Interest rates are determined by the Comptroller based on the market rate of return on comparable taxed fixed income investments (e.g., Ten-Year Treasuries). The interest rate is fixed for the duration of the ten-year repayment period.

<sup>4</sup> The system average normal rate represents system-wide amortization-eligible costs (i.e. normal and administrative costs, as well as the cost of certain employer options) as a percentage of the system's total salary base. The normal rate does not include the following costs, which are not eligible for amortization: Group Life Insurance Program (GLIP) contributions, deficiency contributions, previous amortizations, incentive costs, administrative costs, costs of new legislation in some cases, and prior-year adjustments. "(Amortized) / Excess Contributions" are calculated for each employer in the system using employer-specific normal rates, which may differ from the system average.

<sup>5</sup> Outyear projections are prepared by DOB. The retirement system does not prepare, or make available, outyear projections of pension costs.

## Pension Contributions<sup>11</sup>

### Overview

The State makes annual contributions to the New York State and Local Retirement System (NYSLRS) for employees in ERS and PFRS. This section discusses contributions from the State, including the Judiciary, to the NYSLRS, which account for the majority of the State's pension costs.<sup>12</sup> All projections are based on projected market returns and numerous actuarial assumptions which, if unrealized, could change these projections materially.

During FY 2016, the NYSLRS updated its actuarial assumptions based on the results of the 2015 five-year experience study. In September 2015, the System announced that employer contribution rates would decrease for FY 2017 and the assumed rate of return would be lowered from 7.5 percent to 7 percent. The salary scale assumptions were also changed – for ERS the scale was reduced from 4.8 percent to 3.8 percent and for PFRS the scale was reduced from 5.4 percent to 4.5 percent.

### FY 2018 Projections

The State's FY 2018 ERS/PFRS pension estimate of \$2.3 billion is based on the most recent bill prepared by OSC as of February 2017. The estimate includes payment of \$432 million towards the balance outstanding on prior-year deferrals (i.e., amortizations) and additional interest savings from paying the majority of the pension bill in April 2017.

The preliminary FY 2018 ERS/PFRS pension estimate is impacted by the FY 2016 investment return of 0.2 percent, which was below the Comptroller's assumed rate of return (7 percent). However, the past year's underperformance is offset by stronger investment returns in the previous four years and growth in the number of lower cost Tier 6 members. As a result, the average contribution rate for ERS will decrease slightly from 15.5 percent of payroll to 15.3, while the average contribution rate for PFRS will increase slightly from 24.3 percent of payroll to 24.4 percent.<sup>13</sup>

Pension estimates also reflect changes to military service credit provisions found in Section 1000 of the Retirement and Social Security Law (RSSL) enacted during the 2016 legislative session (Chapter 41 of the Laws of 2016). All veterans who are members of NYSLRS may, upon application, receive extra service credit for up to three years of military duty if such veterans (i) were honorably discharged, (ii) have achieved five years of credited service in a public retirement system, and (iii)

---

<sup>11</sup> The information contained under this heading was prepared solely by DOB and reflects the budgetary aspects of pension amortization. The information that appears later in this AIS Update, under the section entitled "State Retirement System" was furnished solely by OSC.

<sup>12</sup> The State's aggregate pension costs also include costs for State employees in the Teachers' Retirement System (TRS) for both the State University of New York (SUNY) and the State Education Department (SED), the Optional Retirement Program (ORP) for both SUNY and SED, and the New York State Voluntary Defined Contribution Plan (VDC).

<sup>13</sup> Average contribution rates include the Group Life Insurance Program (GLIP), and thus differ from the system average normal rates reported in the previous table.

agree to pay the employee share of such additional pension credit. Costs to the State for employees in ERS will be incurred at the time each member purchases credit, as documented by OSC at the end of each calendar year, while costs for employees in PFRS will be distributed across PFRS employers and billed on a two-year lag (e.g., FY 2017 costs will first be billed in FY 2019). Additionally, Section 25 of the RSSL requires the State to pay the ERS employer contributions associated with this credit on behalf of local governments. The State is also permitted to amortize the cost of past service credits newly incurred in a given fiscal year; however, the State does not anticipate choosing this option as there would be an interest rate of 7 percent applied to this amortization. The cost to the State for ERS (including the costs covered for local ERS) was \$77 million in FY 2017 based on actual credit purchased through December 31, 2016. DOB currently estimates ERS costs of \$100 million in FY 2018; \$79 million in FY 2019; and \$49 million in FY 2020. Additionally, the State expects ongoing costs of \$7 million beginning in FY 2021 as new cohorts of veterans become eligible to purchase the credit.

### Outyear Projections

Pension estimates for FY 2019 and beyond, as projected by DOB, reflect growth in normal costs primarily based on the expectation that collective bargaining will result in continued salary increases and that investment returns will be below the actuarially assumed 7 percent rate of return in the near-to-mid-term.

### Other Post-Employment Benefits (OPEB)

State employees become eligible for post-employment benefits (e.g., health insurance) if they reach retirement while working for the State and are enrolled in NYSHIP, or are enrolled in the NYSHIP opt-out program, at the time they reach retirement and have at least ten years of eligible service for NYSHIP benefits. The cost of providing post-retirement health insurance is shared between the State and the retired employee. Contributions are established by law and may be amended by the Legislature. The State pays its share of costs on a PAYGO basis as required by law.

In accordance with the Governmental Accounting Standards Board (GASB) Statement 45, the State must perform an actuarial valuation every two years for purposes of calculating OPEB liabilities. As disclosed in Note 13 of the State's Basic Financial Statements for FY 2017, the State's Annual Required Contribution (ARC) represents the annual level of funding that, if set aside on an ongoing basis, is projected to cover normal costs each year and to amortize any unfunded liabilities of the plan over a period not to exceed 30 years. Amounts required but not actually set aside to pay for these benefits are accumulated, with interest, as part of the net OPEB obligation, after adjusting for amounts previously required.

As reported in the State's Basic Financial Statements for FY 2017, the unfunded actuarial accrued liability for FY 2017 is \$87.3 billion (\$72.830 billion for the State and \$14.427 billion for SUNY), an increase of \$9.4 billion from FY 2016 (attributable entirely to the State). The unfunded actuarial accrued liability for FY 2017 used an actuarial valuation of OPEB liabilities as of April 1, 2016 for the



State and April 1, 2014 for SUNY. These valuations were determined using the Frozen Entry Age actuarial cost method, and are amortized over an open period of 30 years using the level percentage of projected payroll amortization method. A significant portion of the annual growth in the State's unfunded actuarial accrued liability has been driven by the reduction of the discount rate from 3.155 to 2.637 percent, calculated as the average STIP rate for the past 20 years at the time of valuation. The decline in the discount rate increases the present value of projected benefit obligation.

The actuarially determined annual OPEB cost for FY 2017 totaled \$4.2 billion (\$3.242 billion for the State and \$923 million for SUNY), a decline of \$7 million from FY 2016 (\$4 million for the State and \$3 million for SUNY). The actuarially-determined cost is calculated using the Frozen Entry Age actuarial cost method, allocating costs on a level basis over earnings. The actuarially determined cost was \$2.4 billion (\$1.795 billion for the State and \$639 million for SUNY) greater than the cash payments for retiree costs made by the State in FY 2017. This difference between the State's PAYGO costs, and the actuarially determined ARC under GASB Statement 45, reduced the State's net asset condition at the end of FY 2017 by \$2.4 billion.

GASB does not require the additional costs to be funded on the State's budgetary (cash) basis, and no additional funding is assumed for this purpose in the Updated Financial Plan. The State continues to fund these costs, along with all other employee health care expenses, on a PAYGO basis.

There is no provision in the Updated Financial Plan to fund the ARC for OPEB. If the State began making a contribution, the additional cost above the PAYGO amounts would be lowered. However, it is not expected that the State will alter its current PAYGO funding practice.

The State is also currently examining GASB Statement 75 (Accounting and Financial Reporting for Postemployment Benefits Other Than Pensions), which amends GASB Statement 45 and GASB Statement 57, and is expected to be incorporated into the State's FY 2019 financial statements. The GASB Statement 75 will alter the actuarial methods used to calculate OPEB liabilities, standardize asset smoothing and discount rates, and require the unfunded net OPEB obligation to be reported by the State. The inclusion of the remaining balance of the unfunded OPEB liability is expected to significantly increase the State's total long-term liabilities and act to lower the State's overall net position.

GASB Statement 75 is not expected to alter the Updated Financial Plan PAYGO projections for health insurance, as the DOB methodology for forecasting these costs over a multi-year period already incorporates factors and considerations consistent with the new actuarial methods and calculations required by the GASB Statement. The FY 2018 Enacted Budget includes legislation to establish a Retiree Health Benefit Trust Fund (described below) for the purpose of funding health benefits of retired State employees and their dependents.

## Retiree Health Benefit Trust

The FY 2018 Enacted Budget includes legislation creating a Retiree Health Benefit Trust Fund (the “Trust Fund”) that authorizes the State to reserve money for the payment of health benefits of retired employees and their dependents. Under the legislation, the State may deposit, in any given fiscal year, up to 0.5 percent of total then-current OPEB liability (currently \$72.8 billion for the State and \$14.4 billion for SUNY). The Updated Financial Plan does not include any deposits to the Trust Fund.

## Litigation

Litigation against the State may include potential challenges to the constitutionality of various actions. The State may also be affected by adverse decisions that are the result of various lawsuits. Such adverse decisions may not meet the materiality threshold to warrant individual description but, in the aggregate, could still adversely affect the Updated Financial Plan.

## Storm Recovery

New York State continues to recover from the damage sustained during three powerful storms that crippled entire regions. In August 2011, Hurricane Irene disrupted power and caused extensive flooding to various State counties. In September 2011, Tropical Storm Lee caused flooding in additional State counties and, in some cases, exacerbated the damage caused by Hurricane Irene two weeks earlier. On October 29, 2012, Superstorm Sandy struck the East Coast, causing widespread infrastructure damage and economic losses to the greater New York region. The frequency and intensity of these storms present economic and financial risks to the State. Reimbursement claims for costs of the immediate response, recovery, and future mitigation efforts continue, largely supported by Federal funds. In January 2013, the Federal government approved approximately \$60 billion in Federal disaster aid for general recovery, rebuilding, and mitigation activity nationwide. It is anticipated that the State, MTA, and State localities may receive approximately one-half of this amount for response, recovery, and mitigation costs. To date, a total of \$17 billion has been committed to repairing impacted homes and businesses, restoring community services, and mitigating future storm risks across the State. There can be no assurance that all anticipated Federal disaster aid described above will be provided to the State and its affected entities over the coming years.



## Climate Change Adaptation

Climate change poses long-term threats to physical and biological systems. Potential hazards and risks related to climate change for the State include, among other things, rising sea levels, more severe coastal flooding and erosion hazards, and more intense storms. Storms in recent years, including Superstorm Sandy, Hurricane Irene, and Tropical Storm Lee, have demonstrated vulnerabilities in the State's infrastructure (including mass transit systems, power transmission and distribution systems, and other critical lifelines) to extreme weather events including coastal flooding caused by storm surges. Significant long-term planning and investment by the Federal government, State, municipalities, and public utilities are expected to be needed for adapting existing infrastructure to climate change risks.

## Cybersecurity

New York State government, like many other large public and private entities, relies on a large and complex technology environment to conduct its operations. As a recipient and provider of personal, private, or sensitive information, the State and its public corporations and municipalities face multiple cyber threats including, but not limited to, hacking, viruses, malware and other attacks on computer and other sensitive digital networks and systems. Entities or individuals may attempt to gain unauthorized access to the State's digital systems for the purposes of misappropriating assets or information or causing operational disruption and damage. To mitigate the risk of business operations impact and/or damage from cyber incidents or cyber-attacks, the State invests in multiple forms of cybersecurity and operational controls. The State's Enterprise Information Security Office (EISO) within the State's Office of Information Technology Services maintains a cyber command center hotline and related procedures for cyber incident reporting and response, distributes real-time advisories and alerts, provides managed security services, and implements statewide information security training and exercises for State and local government. While controls are routinely reviewed and tested, no assurances can be given that such security and operational control measures will be completely successful to guard against cyber threats and attacks. The results of any such attack could impact business operations and/or damage State digital networks and systems and the costs of remedying any such damage could be substantial.

New York State has also adopted regulations designed to protect the financial services industry from cyberattacks. Banks, insurance companies and other covered entities regulated by DFS are, unless eligible for limited exemptions, required to (i) maintain a cyber security program, create written cybersecurity policies and perform risk assessments, (ii) designate a Chief Information Security Officer with responsibility to oversee the cybersecurity program, (iii) annually certify compliance with the cybersecurity regulations and (iv) report to DFS cybersecurity events that have a reasonable likelihood of materially harming any material part of the entity's normal operation(s) or of which notice is required to any government body, self-regulatory agency, or supervisory body.

## Financial Condition of New York State Localities

The financial demands on State aid may be affected by the fiscal conditions of New York City and potentially other localities, which rely in part on State aid to balance their budgets and meet their cash requirements. Certain localities outside New York City, including cities and counties, have experienced financial problems and have requested and received additional State assistance during the last several State fiscal years. In 2013, the Financial Restructuring Board for Local Governments was created to provide assistance to distressed local governments by performing comprehensive reviews, and providing grants and loans as a condition of implementing recommended efficiency initiatives. For additional details on the Restructuring Board, please visit [www.frb.ny.gov](http://www.frb.ny.gov).

## Bond Market

Implementation of the Updated Financial Plan is dependent on the State's ability to market bonds successfully. The State finances much of its capital spending in the first instance from the General Fund or the STIP, which it then reimburses with proceeds from the sale of bonds. If the State cannot sell bonds at the levels (or on the timetable) expected in the capital plan, the State's overall cash position and capital funding plan may be adversely affected. The success of projected public sales will be subject to prevailing market conditions, among other things. Future developments in the financial markets, including possible changes in Federal tax law relating to the taxation of interest on municipal bonds, as well as future developments concerning the State and public discussion of such developments generally, may affect the market for outstanding State-supported and State-related debt.

## Debt Reform Act Limit

The Debt Reform Act of 2000 ("Debt Reform Act") restricts the issuance of State-supported debt to capital purposes only, and for a maximum term of 30 years. The Debt Reform Act limits the amount of new State-supported debt to 4 percent of State personal income, and new State-supported debt service costs to 5 percent of All Funds receipts. The restrictions apply to all new State-supported debt issued since April 1, 2000. The cap on new State-supported debt outstanding began at 0.75 percent of personal income in FY 2001, and was fully phased in at 4 percent of personal income during FY 2011. The cap on new State-supported debt service costs began at 0.75 percent of All Funds receipts in FY 2001, and was fully phased in at 5 percent during FY 2014. DOB, as administrator of the Act, determined that the State was in compliance with the statutory caps in the most recent calculation period (FY 2016).

Current projections anticipate that debt outstanding and debt service will continue to remain below the limits imposed by the Debt Reform Act. Based on the most recent personal income and debt outstanding forecasts, the available room under the debt outstanding cap is expected to decline from \$6.1 billion in FY 2017 to about \$88 million in FY 2021. This includes the estimated impact of the bond-financed portion of increased capital commitment levels. In addition, the projected room under the debt cap is dependent on expected growth for State personal income. Debt outstanding and debt service caps continue to include the existing SUNY Dormitory Facilities lease revenue

bonds, which are backed by a general obligation pledge of SUNY. Bonds issued under the new SUNY Dormitory Facilities Revenue credit (which are not backed by a general obligation pledge of SUNY) are not included in the State's calculation of debt caps. Capital spending priorities and debt financing practices may be adjusted from time to time to preserve available debt capacity and stay within the statutory limits, as events warrant.

DEBT OUTSTANDING SUBJECT TO CAP (millions of dollars)								TOTAL STATE-SUPPORTED DEBT (millions of dollars)	
Year	Personal Income	Cap %	Cap \$	Debt Outstanding Since April 1, 2000	\$ Remaining Capacity	Debt as a % of PI	% Remaining Capacity	Debt Outstanding Prior to April 1, 2000	Total State-Supported Debt Outstanding
FY 2017	1,194,096	4.00%	47,764	41,623	6,141	3.49%	0.51%	7,999	49,622
FY 2018	1,253,809	4.00%	50,152	45,220	4,932	3.61%	0.39%	6,710	51,930
FY 2019	1,307,717	4.00%	52,309	49,605	2,704	3.79%	0.21%	5,804	55,409
FY 2020	1,368,287	4.00%	54,731	53,840	892	3.93%	0.07%	4,937	58,777
FY 2021	1,430,765	4.00%	57,231	57,143	88	3.99%	0.01%	3,461	60,603
FY 2022	1,495,424	4.00%	59,817	59,649	168	3.99%	0.01%	2,829	62,477

DEBT SERVICE SUBJECT TO CAP (millions of dollars)								TOTAL STATE-SUPPORTED DEBT SERVICE (millions of dollars)	
Year	All Funds Receipts	Cap %	Cap \$	Debt Service Since April 1, 2000	\$ Remaining Capacity	DS as a % of Revenue	% Remaining Capacity	Debt Service Prior to April 1, 2000	Total State-Supported Debt Service
FY 2017	156,372	5.00%	7,819	4,279	3,540	2.74%	2.26%	1,206	5,484
FY 2018	161,863	5.00%	8,093	4,530	3,563	2.80%	2.20%	747	5,277
FY 2019	166,628	5.00%	8,331	5,134	3,198	3.08%	1.92%	1,294	6,428
FY 2020	170,170	5.00%	8,509	5,710	2,799	3.36%	1.64%	1,381	7,091
FY 2021	172,198	5.00%	8,610	6,156	2,454	3.57%	1.43%	1,201	7,356
FY 2022	174,819	5.00%	8,741	6,498	2,243	3.72%	1.28%	748	7,246

The State's available debt capacity under its statutory debt cap reflects the impact of several factors since the Enacted Budget Financial Plan. These include a reduction to the personal income forecast, actual bond sale results to date, and adjustment of debt issuances to align with projected bond-financed capital spending. Debt capacity amounts continue to assume that SUNY Dormitory Facilities lease revenue bonds will be refunded into the new SUNY Dormitory Facilities Revenue Bond credit within one year of their call dates. The impact on the debt cap is shown in the following chart.

DEBT OUTSTANDING SUBJECT TO CAP REMAINING CAPACITY SUMMARY (millions of dollars)						
	FY 2017	FY 2018	FY 2019	FY 2020	FY 2021	FY 2022
Enacted Budget Financial Plan	6,188	5,170	2,137	544	82	490
Personal Income Forecast Adjustment	(47)	(204)	(202)	(186)	(195)	(195)
Debt Issuances Adjustment	0	(34)	769	534	201	(127)
<b>First Quarterly Update Financial Plan</b>	<b>6,141</b>	<b>4,932</b>	<b>2,704</b>	<b>892</b>	<b>88</b>	<b>168</b>

## Secured Hospital Program

Under the Secured Hospital Program, the State entered into service contracts to enable certain financially distressed not-for-profit hospitals to have tax-exempt debt issued on their behalf, to pay for upgrading their primary health care facilities. Revenues pledged to pay debt service on the bonds include hospital payments made under loan agreements between the Dormitory Authority of the State of New York (DASNY) and the hospitals and certain reserve funds held by the applicable trustees for the bonds. In the event of revenue shortfalls to pay debt service on the Secured Hospital bonds, the service contracts obligate the State to pay debt service, subject to annual appropriations by the Legislature, on bonds issued by DASNY through the Secured Hospital Program. As of March 31, 2017, there were approximately \$220 million of bonds outstanding for this program.

Three of the four remaining hospitals in the State's Secured Hospital Program are in poor financial condition. In relation to the Secured Hospital Program, the State's contingent contractual obligation was invoked to pay debt service for the first time in FY 2014. Since then the State has paid \$85 million for debt service costs. DASNY also estimates the State will pay debt service costs of approximately \$14 million in FY 2018, \$28 million annually in FY 2019 through FY 2021, and \$22 million in FY 2022. These amounts are based on the actual experience to date of the participants in the program, and would cover the debt service costs for one hospital whose debt service obligation was discharged in bankruptcy but is paying rent which offsets a portion of the debt service, a second hospital which closed in 2010, and a third hospital that is currently delinquent in its payments. The State has estimated additional exposure of up to \$9 million annually, if all hospitals in the Program failed to meet the terms of their agreements with DASNY and if available reserve funds were depleted.

## SUNY Downstate Hospital and the Long Island College Hospital (LICH)

In May 2011, the New York State Supreme Court issued an order that approved the transfer of real property and other assets of LICH to a New York State not-for-profit corporation ("Holdings"), the sole member of which is SUNY. Subsequent to such transfer, Holdings leased the LICH hospital facility to SUNY University Hospital at Brooklyn. In 2012, DASNY issued tax exempt State PIT Revenue Bonds ("PIT Bonds"), to refund approximately \$120 million in outstanding debt originally incurred by LICH and assumed by Holdings.

Pursuant to a court-approved settlement in 2014, SUNY, together with Holdings, issued a request for proposals (RFP) seeking a qualified party to provide or arrange to provide health care services at LICH and to purchase the LICH property.

In accordance with the settlement, Holdings has entered into a purchase and sale agreement with the FPG Cobble Hill Acquisitions, LLC (the "Purchaser"), an affiliate of Fortis Property Group, LLC ("Fortis") (also party to the agreement), which proposes to purchase the LICH property, and with NYU Hospitals Center, which will provide both interim and long-term health care services. The Fortis affiliate plans to develop a mixed-use project. The agreement was approved by the Offices of the Attorney General and the State Comptroller, and the sale of all or substantially all of the assets of Holdings was approved by the State Supreme Court in Kings County. The initial closing

was held as of September 1, 2015, and on September 3, 2015 sale proceeds of approximately \$120 million were transferred to the trustee for the PIT Bonds, which were paid and legally defeased from such proceeds. Title to 17 of the 20 properties was conveyed to the special purpose entities formed by the Purchaser to hold title.

The next closing, when title to the New Medical Site (NMS) portion of the LICH property is to be conveyed to NYU Hospitals Center (the NMS Closing), is anticipated to occur within 30 days after all buildings on the NMS are fully demolished and all environmental issues remediated by the Purchaser. In its efforts to complete the demolitions and environmental remediation, the Purchaser is addressing issues raised by adjoining property owners and community groups. These challenges have delayed, and may continue to delay, demolition and environmental remediation.

As the NMS Closing did not occur on or before June 30, 2016, NYU Hospitals Center has the right to terminate its obligations under the purchase and sale agreement upon 30 days prior notice to Purchaser and Holdings. There can be no assurance that NYU Hospitals Center will not exercise its right to terminate. If NYU Hospitals Center terminates its obligations under the purchase and sale agreement, it has the contractual right to close its interim emergency department services immediately, but that right would be subject to obtaining regulatory approval for the closure. Also, if NYU Hospitals Center terminates its obligations under the purchase and sale agreement, the Purchaser has the ability under the purchase and sale agreement to continue with the final closing if, among other things, the Purchaser can identify a replacement provider with a confirming letter of interest to provide certain of the healthcare services expected to be provided by NYU Hospitals Center.

To date, Holdings has received no indication that NYU Hospitals Center intends to terminate its obligations under the purchase and sale agreement. As an alternative to termination, in light of the delays, each of Holdings and NYU Hospitals Center has the contractual right at any time to take over and complete the demolition and environmental remediation at the Purchaser's sole cost and expense. If Holdings elects to take over the demolition and environmental remediation, it may do so directly or through a designee (i.e., a contractor).

The final closing is anticipated to occur within 36 months after the NMS Closing. At the final closing, title to the two remaining portions of the LICH properties will be conveyed to special purpose entities of Fortis, and Holdings will receive the balance of the purchase price, \$120 million less the remaining down payment. The final closing is conditioned upon completion of the New Medical Building by NYU Hospitals Center and relocation of the emergency department to the New Medical Building.

There can be no assurance that the resolution of legal, financial, and regulatory issues surrounding LICH, including the payment of outstanding liabilities, will not have a materially adverse impact on SUNY.

[THIS PAGE INTENTIONALLY LEFT BLANK]



# State Financial Plan Projections Fiscal Years 2018 Through 2021

[THIS PAGE INTENTIONALLY LEFT BLANK]



## State Financial Plan Projections – Fiscal Years 2018 through 2021

### Introduction

This section presents the State’s multi-year Updated Financial Plan projections for receipts and disbursements, reflecting the impact of forecast revisions in FYs 2018 through FY 2021, with an emphasis on the FY 2018 projections.

The State’s cash-basis budgeting system, complex fund structure, and practice of earmarking certain tax receipts for specific purposes complicate the discussion of the State’s receipts and disbursements projections. Therefore, to minimize the distortions caused by these factors and, equally important, to highlight relevant aspects of the projections, DOB has adopted the following approaches in summarizing the projections:

- Receipts: The detailed discussion of tax receipts covers projections for both the General Fund and State Funds (including capital projects). The State Funds perspective reflects estimated tax receipts before their diversion among various funds and accounts, including tax receipts dedicated to capital projects funds (which fall outside of the General Fund and State Operating Funds accounting perspectives). DOB believes this presentation provides a clearer picture of projected receipts, trends, and forecast assumptions, by factoring out the distorting effects of earmarking certain tax receipts.
- Disbursements: Roughly 38 percent of projected State-financed spending for operating purposes (excluding transfers) is accounted for outside of the General Fund, concentrated primarily in the areas of health care, School Aid, higher education, transportation, and mental hygiene. To provide a clearer picture of spending commitments, the multi-year projections and growth rates are presented, where appropriate, on both a General Fund and State Operating Funds basis.

In evaluating the State’s multi-year operating forecast, it should be noted that the reliability of the estimates and projections as a predictor of the State’s future financial position is likely to diminish, the further removed such estimates and projections are from the date of the Updated Financial Plan. Accordingly, in terms of outyear projections, the first “outyear” of the FY 2018 budget, FY 2019, is the most relevant from a planning perspective.

## Summary

The Updated Financial Plan reflects a 2 percent annual growth in State Operating Funds, consistent with the expectation of adherence with a 2 percent spending benchmark.

The projections for FY 2018 and thereafter set forth in the Updated Financial Plan reflect the savings that DOB estimates would be realized if the Governor continues to propose, and the Legislature continues to enact, balanced budgets in future years that limit annual growth in State Operating Funds spending to no greater than 2 percent. The calculations are developed using the State Operating Funds accounting perspective, as it is currently reflected in the Updated Financial Plan. From time to time, the State has approved legislation that has affected the spending reflected in State Operating Funds.

Estimated savings are labeled on a distinct line in the Updated Financial Plan tables as “Adherence to 2 percent Spending Benchmark.” The total disbursements in the Updated Financial Plan tables do not assume these savings. Such savings will be developed and proposed in future budgets. If the State exceeds the 2 percent State Operating Funds spending benchmark in FY 2019, FY 2020, and/or FY 2021, the projected operating position could decline.

The following tables present the Updated Financial Plan multi-year projections for the General Fund and State Operating Funds, as well as reconciliation between the State Operating Funds projections and the General Fund budget gaps. The tables are followed by a summary of the multi-year receipts and disbursements forecasts.

## General Fund Projections

GENERAL FUND PROJECTIONS (millions of dollars)					
	FY 2017 Results	FY 2018 Updated	FY 2019 Projected	FY 2020 Projected	FY 2021 Projected
<b>RECEIPTS</b>					
Taxes (After Debt Service)	62,264	66,460	68,776	71,440	73,831
Miscellaneous Receipts/Federal Grants	3,813	2,505	2,131	2,135	2,058
Other Transfers	818	1,213	736	720	720
<b>Total Receipts</b>	<b>66,895</b>	<b>70,178</b>	<b>71,643</b>	<b>74,295</b>	<b>76,609</b>
<b>DISBURSEMENTS</b>					
Local Assistance	44,439	47,081	50,169	53,186	55,863
School Aid	21,017	22,323	23,438	24,519	25,783
Medicaid/EP	12,447	13,366	14,227	15,318	16,170
All Other	10,975	11,392	12,504	13,349	13,910
State Operations	8,087	8,222	8,773	9,167	9,650
Personal Service	6,065	5,976	6,239	6,490	6,927
Non-Personal Service	2,022	2,246	2,534	2,677	2,723
General State Charges	5,462	5,784	6,320	6,783	7,344
Transfers to Other Funds	10,092	10,146	12,126	12,251	12,161
Debt Service	924	916	1,144	1,042	1,067
Capital Projects	2,569	2,623	4,047	3,869	3,488
State Share of Mental Hygiene Medicaid	1,239	1,301	1,231	1,119	1,119
SUNY Operations	996	1,015	1,005	1,001	1,001
All Other	4,364	4,291	4,699	5,220	5,486
<b>Total Disbursements</b>	<b>68,080</b>	<b>71,233</b>	<b>77,388</b>	<b>81,387</b>	<b>85,018</b>
<b>Use (Reservation) of Fund Balance:</b>	<b>1,185</b>	<b>1,055</b>	<b>1,662</b>	<b>1,087</b>	<b>653</b>
Community Projects	7	17	0	0	0
Labor Agreements	140	(130)	0	0	0
Undesignated Fund Balance	73	14	0	0	0
Extraordinary Monetary Settlements <sup>1</sup>	965	1,154	1,662	1,087	653
<b>BUDGET SURPLUS/(GAP) PROJECTIONS<sup>2</sup></b>	<b>0</b>	<b>0</b>	<b>(4,083)</b>	<b>(6,005)</b>	<b>(7,756)</b>
<b>Adherence to 2% Spending Benchmark<sup>3</sup></b>	<b>n/a</b>	<b>n/a</b>	<b>3,242</b>	<b>5,968</b>	<b>8,156</b>
<b>BUDGET SURPLUS/(GAP) PROJECTIONS</b>	<b>0</b>	<b>0</b>	<b>(841)</b>	<b>(37)</b>	<b>400</b>
<sup>1</sup> Reflect transfers of Extraordinary Monetary Settlement funds from the General Fund to the Dedicated Infrastructure Investment Fund, the Environmental Protection Fund, and the Capital Projects Fund. <sup>2</sup> Before actions to adhere to the 2 percent benchmark. <sup>3</sup> Savings estimated from limiting annual spending growth in future years to 2 percent. Calculation based on current FY 2018 projections. The Governor is expected to propose, and negotiate with the Legislature to enact, budgets in each fiscal year that hold State Operating Funds spending growth to 2 percent. Assumes all savings from holding spending growth to 2 percent are made available to the General Fund. Total disbursements in Financial Plan tables and discussion do not reflect these savings. If the 2 percent State Operating Funds spending benchmark is not adhered to, the projected operating position would decline.					

## State Operating Funds Projections

STATE OPERATING FUNDS PROJECTIONS (millions of dollars)					
	FY 2017 Results	FY 2018 Updated	FY 2019 Projected	FY 2020 Projected	FY 2021 Projected
<b>RECEIPTS</b>					
Taxes	72,989	76,596	79,884	83,135	85,805
Miscellaneous Receipts/Federal Grants	21,830	19,784	18,983	18,890	18,586
<b>Total Receipts</b>	<b>94,819</b>	<b>96,380</b>	<b>98,867</b>	<b>102,025</b>	<b>104,391</b>
<b>DISBURSEMENTS</b>					
Local Assistance	64,369	66,075	69,062	72,125	74,859
School Aid (School Year Basis)	24,689	25,727	26,827	27,950	29,260
DOH Medicaid <sup>1</sup>	18,243	19,085	20,120	21,109	21,922
Tobacco Funding of Local Medicaid Takeover	0	(103)	(329)	(327)	(371)
Transportation	4,977	5,027	5,078	5,174	5,239
STAR	3,139	2,630	2,520	2,453	2,437
Higher Education	2,874	2,800	3,134	3,197	3,248
Social Services	2,935	2,969	3,056	3,203	3,276
Mental Hygiene	2,461	2,487	2,955	3,234	3,447
All Other <sup>2</sup>	5,051	5,453	5,701	6,132	6,401
State Operations	18,680	18,740	19,200	19,662	20,263
Personal Service	13,093	12,935	13,180	13,519	14,060
Non-Personal Service	5,587	5,805	6,020	6,143	6,203
General State Charges	7,634	8,059	8,656	9,195	9,826
Pension Contribution	2,446	2,540	2,647	2,761	2,990
Health Insurance	3,708	3,983	4,260	4,551	4,860
All Other	1,480	1,536	1,749	1,883	1,976
Debt Service	5,514	5,292	6,455	7,120	7,385
Capital Projects	2	2	0	0	0
<b>Total Disbursements<sup>3</sup></b>	<b>96,199</b>	<b>98,168</b>	<b>103,373</b>	<b>108,102</b>	<b>112,333</b>
Net Other Financing Sources/(Uses)	364	332	(1,011)	(770)	(350)
<b>Adherence to 2% Spending Benchmark<sup>4</sup></b>	<b>n/a</b>	<b>n/a</b>	<b>3,242</b>	<b>5,968</b>	<b>8,156</b>
<b>GENERAL FUND BUDGET SURPLUS/(GAP)</b>	<b>0</b>	<b>0</b>	<b>(841)</b>	<b>(37)</b>	<b>400</b>

<sup>1</sup> Includes the Essential Plan (EP), which is an insurance plan for individuals who are not eligible for Medicaid and who meet certain income threshold standards. The EP is not a Medicaid program; however, State-funded support is managed within total DOH Medicaid Global Cap resources. In addition, total State share Medicaid funding includes the utilization of tobacco MSA proceeds which will be directly deposited to the MMIS Escrow Fund to cover a portion of local Medicaid growth.

<sup>2</sup> All Other includes other education, parks, environment, economic development, public safety, and reconciliation between school year and State fiscal year spending on School Aid.

<sup>3</sup> Before actions to adhere to the 2 percent benchmark.

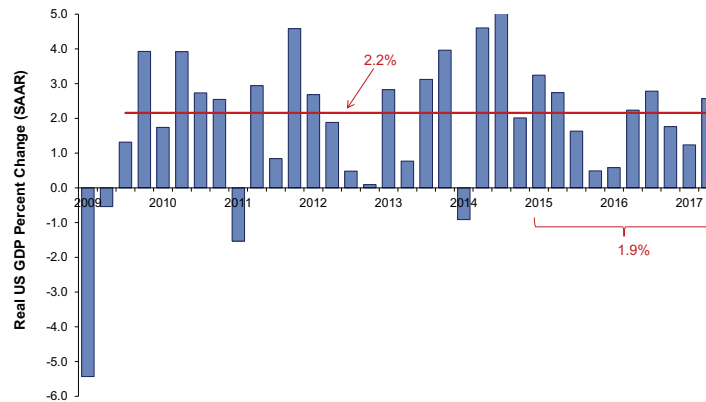
<sup>4</sup> Savings estimated from limiting annual spending growth in future years to 2 percent. Calculation based on current FY 2018 projections. The Governor is expected to propose, and negotiate with the Legislature to enact, budgets in each fiscal year that hold State Operating Funds spending growth to 2 percent. Assumes all savings from holding spending growth to 2 percent are made available to the General Fund. Total disbursements in Financial Plan tables and discussion do not reflect these savings. If the 2 percent State Operating Funds spending benchmark is not adhered to, projected operating position would decline.

## Economic Backdrop

### The U.S. Economy

Now in its ninth year, the U.S. economic expansion continues at a pace of about 2 percent. Based on the most recent data published by the U.S. Bureau of Economic Analysis (BEA), the national economy exhibited average quarterly growth of 2.1 percent in the first half of calendar year 2017, stronger than the Enacted Budget Financial Plan forecast. The most recent data indicate that household spending and business investment were stronger than estimated in the Enacted Budget Financial Plan, while the housing market and inventories were weaker than estimated in the Enacted Budget Financial Plan. Stronger average quarterly growth of 2.6 percent is expected for the second half of calendar year 2017, with the help of improving business investment, single-family home construction, and export growth. Real household spending growth averaging 2.4 percent is expected for the second half of 2017, supported by steady gains in employment, real disposable income, and household wealth, although decelerating light-vehicle sales pose a risk. The national economy is estimated to grow 2.2 percent in calendar year 2017, well above 2016's subpar growth of 1.5 percent, but not better than the post-recession average.

**US Economic Growth Remains Stuck in Low Gear**



Source: Moody's Analytics.

Consistent with the Enacted Budget Financial Plan forecast, the national private sector labor market saw average monthly gains of 173,000 jobs during the first half of calendar year 2017, above the average for all of 2016. Employment growth is expected to slow further as the expansion matures, with average monthly gains of 155,000 expected for the remainder of the year, which is expected to bring the unemployment rate down. Although the conventional unemployment rate has returned to its pre-recession low, broader measures of under-employment, including the percentage of the workforce working part-time, remain elevated, an indication that some labor market slack remains. From this, DOB concludes that the labor market still has room to grow. Total nonagricultural employment growth of 1.5 percent is projected for 2017, virtually unchanged from the Enacted Budget Financial Plan forecast, but a significant deceleration from 1.8 percent growth in 2016.

DOB's baseline forecast continues to abstract from future fiscal policy changes at the Federal level due to the substantial degree of uncertainty that exists at this time. However, expectations pertaining to tax policy changes can have a substantial impact on taxpayer behavior independent of the direct impact of such changes. In the immediate aftermath of the U.S. presidential election, anticipation began to mount that the new Congress and administration would be enacting Federal PIT rate reductions effective in calendar year 2017. In response, some wage payments were delayed from the fourth quarter of 2016 into the first quarter of 2017. Although this shifting was easily observable in State withholding data, it was not fully reflected in BEA national wage and income data until the end of July 2017. The most recent national estimates reflect a downward revision to wages for the fourth quarter of 2016 from a decline of 1.4 percent to a decline of 3.4 percent, while wage growth for the first quarter of 2017 was revised upward from 4.0 percent to 6.3 percent. DOB projects wage growth of 3.3 percent for 2017, following downwardly revised growth of 2.9 percent for 2016, and overall personal income growth of 3.7 percent for 2017, following growth of 2.4 percent for 2016.

<b>U.S. ECONOMIC INDICATORS</b> (Percent change from prior calendar year)			
	<b>2016</b> <b>(Actual)</b>	<b>2017</b> <b>(Forecast)</b>	<b>2018</b> <b>(Forecast)</b>
Real U.S. Gross Domestic Product	1.5	2.2	2.4
CPI	1.3	1.9	1.8
Personal Income	2.4	3.7	4.5
Nonagricultural Employment	1.8	1.5	1.3

Source: Moody's Analytics; DOB staff estimates.

The national housing market saw strong growth in both the fourth quarter of 2016 and the first quarter of 2017. However, housing starts fell for three consecutive months from March 2017 to May 2017 before rising once again in June 2017. This pattern suggests that new residential construction was pulled forward due to unusually warm winter weather. With continued growth in home prices and the revival of housing starts in June 2017, residential investment can be expected to return to growth in the third quarter of 2017, but at a weaker pace than implied by the Enacted Budget Financial Plan forecast. DOB now estimates that real residential fixed investment will grow a downwardly revised 4.5 percent for 2017, down from 5.5 percent growth in 2016.

Improving global growth, a weakening dollar, and stronger corporate earnings all point to stronger growth in global demand for U.S. exports going forward. However, the export data through the first five months of 2017 have been weaker than projected in the Enacted Budget Financial Plan forecast. As a result, real export growth for 2017 has been revised down to 3.0 percent, an improvement from a 0.3 percent decline in 2016. Meanwhile, non-residential fixed investment growth in the first quarter of 2017 was the strongest since the third quarter of 2014, mainly fueled by the energy production sector. Indeed, the oil rig count grew for 13 consecutive months through June 2017. Capital spending in the oil production industry is expected to maintain its momentum even as oil prices continue to fluctuate near \$50 per barrel. DOB expects growth in business fixed investment of 4.4 percent for 2017, following a decline of 0.6 percent for 2016.

Inflation pressure had been building during the final months of 2016. As expected, the Federal Open Market Committee decided to raise the federal funds rate by 25 basis points during its June 2017 meeting. However, energy prices started to shift downward in the second quarter of 2017, and other transitory factors, such as price declines in wireless telephone and medical care services, have also pushed inflation downward. Consequently, DOB expects inflation to take a more gradual path towards its long term expectation of 2.0 percent. Consumer price inflation of 1.9 percent is estimated for 2017, five-tenths of a percentage point lower than the Enacted Budget Financial Plan forecast.

DOB continues to expect another short-term interest rate hike at the end of 2017, before which the Federal Reserve is expected to begin implementing a balance sheet normalization program that gradually reduces the Federal Reserve's securities holdings by decreasing reinvestment of principal payments from those securities. After the June 2017 rate hike, longer term interest rates did not rise accordingly, resulting in a flattening of the yield curve. Balance sheet normalization is expected to lift long term interest rates and steepen the yield curve. Although a steeper yield curve could boost banking sector profits over the near-term, higher long-term interest rates represent a risk to the continued recovery of the housing market.

The potential for major changes in federal tax and expenditure policy represents both upside and downside risks to this forecast. Policies that stimulate more public or private business investment than anticipated could result in stronger growth in both the near-term and the long-term, particularly if those investments raise productivity growth. If recent above-trend labor market gains are more representative of true underlying strength than assumed, employment and income growth could exceed the Updated Financial Plan forecast. A stronger than projected housing market could have a similar result.

On the negative side, policies that substantially widen the Federal budget deficit without enhancing productivity growth could result in both accelerating inflation and higher interest rates, which, in turn, could result in weaker household and business investment spending than anticipated. In addition, policies resulting in heightened international tensions could result in less global growth and diminished demand for U.S. exports relative to current projections. Similarly, any development that serves to undermine the upward momentum of the European and Chinese economies could result in weaker growth in U.S. exports, corporate profits, and equity market prices. A series of severely destructive tropical storms has struck the U.S. mainland and its territories, with over a month remaining in the current hurricane season. The immediate impact of these storms is likely to reduce economic growth in the third quarter and risks remain for the fourth quarter, although the rebuilding effort is likely to contribute positively to growth over the medium term. Finally, the response of both domestic and global financial markets to the unwinding of the Federal Reserve's unprecedentedly accommodative policies continues to pose risks, particularly in light of the uncertainty stemming from the fiscal policy side.



## The New York State Economy

New York State private sector employment growth has continued to slow, in line with weak national and global growth. After 10 consecutive quarters of growth above 2 percent, the rate of private job gains fell to 1.8 percent in the second quarter of calendar year 2016, with the slowdown continuing through the remainder of 2016. Indeed, private sector job growth had slowed to 1.4 percent by the fourth quarter of 2016, though growth accelerated to 1.6 percent in the first quarter of 2017, likely due to unusually warm winter weather. Nevertheless, private sector job growth for 2017 remains virtually unchanged from the Enacted Budget Financial Plan forecast at 1.4 percent, following 1.8 percent growth for 2016. Total employment growth of 1.3 percent is projected for 2017, after growth of 1.6 percent for 2016.

The post-election anticipation of lower PIT rates at the Federal level resulted in a marked shifting of wages, presumably in the form of bonus payouts, from the end of 2016 to the beginning of 2017. That pattern is now estimated to have resulted in wage growth of 6.0 percent in the first quarter of 2017, slightly above the Enacted Budget Financial Plan estimate, following a fourth quarter decline of 1.1 percent, the latter almost a full percentage point below the Enacted Budget Financial Plan estimate. On balance, total State wage growth for FY 2017 has been revised down to 3.4 percent. However, based on the most recent data, FY 2017 finance and insurance sector bonus growth has been revised up to modest growth of 2.0 percent. Both bonus and non-bonus wage growth, outside of the financial sector, have been revised downward since the Enacted Budget Financial Plan.

The first half of calendar year 2017 saw a significant improvement in financial sector revenues relative to the same period in 2016. Following two consecutive annual declines, Initial Public Offerings (IPOs) grew 167 percent during the first half of 2017 on a year-over-year basis and already exceed the value for all of 2016. However, given the extreme uncertainty governing the current environment, revenues for the second half of 2017 are not expected to be as strong. As a result, finance and insurance sector bonus growth of 4.4 percent is projected for FY 2018, unchanged from the Enacted Budget Financial Plan forecast. Overall wage growth of 4.2 percent is projected for FY 2018, virtually unchanged from the Enacted Budget Financial Plan forecast.

<b>NEW YORK STATE ECONOMIC INDICATORS</b> (Percent change from prior State fiscal year)			
	<b>FY 2016</b> <b>(Actual)</b>	<b>FY 2017</b> <b>(Estimated)</b>	<b>FY 2018</b> <b>(Forecast)</b>
Personal Income	3.8	3.2	4.7
Wages	4.3	3.4	4.2
Nonagricultural Employment	1.9	1.5	1.2
Source: Moody's Analytics; New York State Department of Labor; DOB staff estimates.			



All of the risks to the U.S. forecast apply to the State forecast as well, although as the nation's financial capital, both the volume of financial market activity and the volatility in equity markets pose a particularly large degree of uncertainty for New York. Under a still evolving regulatory environment, the pattern of Wall Street bonus payouts continues to shift, with payments now more widely dispersed throughout the year. Taxable payouts can represent both current-year awards and deferred payments from prior years, with the deferral ratio itself proving to be unstable. These risks are further amplified by recent actions taken by the Federal Reserve to normalize both interest rates and its balance sheet. In contrast, stronger national and global growth could result in stronger employment and wage growth than projected.

Finally, with Federal tax policy in flux, and taxpayers strategically responding to anticipated changes in tax policy, the uncertainty surrounding the forecast for bonuses and various forms of taxable non-wage income is even further heightened. A moderate rebound in capital gains realizations of 12.5 percent is expected for the 2017 tax year, following a decline of close to 20 percent for the 2016 tax year, as taxpayers deferred financial transactions in order to take advantage of an anticipated lower tax rate in 2017 that never materialized. However, should substantial reductions in Federal tax rates for the nation's top income earners be enacted and scheduled to take effect January 1, 2018, yet another round of income shifting could ensue, creating downside risk to income and tax revenue estimates related to the 2017 tax year.

## Receipts

Updated Financial Plan receipts include a variety of taxes, fees and assessments, charges for State-provided services, Federal grants, and other miscellaneous receipts, as well as collection of a payroll tax on businesses in the MTA region. The multi-year tax and miscellaneous receipts estimates are prepared by DOB with the assistance of the Department of Taxation and Finance (DTF) and other agencies which collect State receipts, and are predicated on economic analysis and forecasts.

Overall base growth in tax receipts is dependent on many factors. In general, base tax receipts growth rates are determined by economic changes including, but not limited to, changes in interest rates, prices, wages, employment, nonwage income, capital gains realizations, taxable consumption, corporate profits, household net worth, real estate prices and gasoline prices. Federal law changes can influence taxpayer behavior, which often alters base tax receipts. State taxes account for approximately half of total All Funds receipts.

The projections of Federal receipts generally correspond to the anticipated spending levels of a variety of programs including Medicaid, public assistance, mental hygiene, education, public health, and other activities, including extraordinary aid.

Where noted, certain tables in the following section display General Fund tax receipts that exclude amounts transferred to the General Fund in excess of amounts needed for certain debt service obligations (e.g., PIT receipts in excess of the amount transferred for debt service on revenue bonds).

### Overview of the Receipts Forecast

All Funds receipts in FY 2018 are projected to total \$161.9 billion, 3.5 percent above FY 2017 results.

ALL FUNDS RECEIPTS (millions of dollars)									
	<u>FY 2017 Results</u>	<u>FY 2018 Updated</u>	<u>Change</u>	<u>FY 2019 Projected</u>	<u>Change</u>	<u>FY 2020 Projected</u>	<u>Change</u>	<u>FY 2021 Projected</u>	<u>Change</u>
Personal Income Tax	47,565	49,383	3.8%	51,873	5.0%	53,918	3.9%	55,465	2.9%
Consumption/Use Taxes	16,212	16,857	4.0%	17,465	3.6%	18,023	3.2%	18,594	3.2%
Business Taxes	6,979	7,969	14.2%	8,127	2.0%	8,587	5.7%	8,957	4.3%
Other Taxes	2,236	2,276	1.8%	2,311	1.5%	2,420	4.7%	2,535	4.8%
Payroll Mobility Tax	1,380	1,438	4.2%	1,503	4.5%	1,578	5.0%	1,645	4.2%
<b>Total State Taxes</b>	<b>74,372</b>	<b>77,923</b>	<b>4.8%</b>	<b>81,279</b>	<b>4.3%</b>	<b>84,526</b>	<b>4.0%</b>	<b>87,196</b>	<b>3.2%</b>
Miscellaneous Receipts	26,594	26,755	0.6%	26,694	-0.2%	26,306	-1.5%	25,422	-3.4%
Federal Receipts	55,406	57,187	3.2%	58,656	2.6%	59,342	1.2%	59,581	0.4%
<b>Total All Funds Receipts</b>	<b>156,372</b>	<b>161,865</b>	<b>3.5%</b>	<b>166,629</b>	<b>2.9%</b>	<b>170,174</b>	<b>2.1%</b>	<b>172,199</b>	<b>1.2%</b>

State tax receipts are estimated to increase 4.8 percent in FY 2018, with increases across all tax categories. The estimated rebound to moderate growth is due to the tax cut in the corporate franchise tax rate on business income, from 7.1 percent in tax year 2015 to 6.5 percent in tax year 2016, and taxpayer behavior impacts that reduced FY 2017 collections but do not recur in FY 2018.

Consistent with the projected growth in the State economy over the multi-year Financial Plan period beyond FY 2018, all tax categories are projected to exhibit growth.

After controlling for the impact of tax law changes, base tax revenue decreased 0.1 percent in FY 2017, and is projected to increase by 4.6 percent in FY 2018 and 4.7 percent in FY 2019.

### Personal Income Tax

PERSONAL INCOME TAX (millions of dollars)									
	FY 2017	FY 2018		FY 2019		FY 2020		FY 2021	
	Results	Updated	Change	Projected	Change	Projected	Change	Projected	Change
<b>STATE/ALL FUNDS</b>	<b>47,565</b>	<b>49,383</b>	<b>3.8%</b>	<b>51,873</b>	<b>5.0%</b>	<b>53,918</b>	<b>3.9%</b>	<b>55,465</b>	<b>2.9%</b>
Gross Collections	56,517	59,310	4.9%	62,991	6.2%	65,995	4.8%	66,821	1.3%
Refunds (Incl. State/City Offset)	(8,952)	(9,927)	-10.9%	(11,118)	-12.0%	(12,077)	-8.6%	(11,356)	6.0%
<b>GENERAL FUND<sup>1</sup></b>	<b>32,535</b>	<b>34,407</b>	<b>5.8%</b>	<b>36,385</b>	<b>5.7%</b>	<b>37,986</b>	<b>4.4%</b>	<b>39,214</b>	<b>3.2%</b>
Gross Collections	56,517	59,310	4.9%	62,991	6.2%	65,995	4.8%	66,821	1.3%
Refunds (Incl. State/City Offset)	(8,952)	(9,927)	-10.9%	(11,118)	-12.0%	(12,077)	-8.6%	(11,356)	6.0%
STAR	(3,139)	(2,630)	16.2%	(2,520)	4.2%	(2,453)	2.7%	(2,385)	2.8%
RBTF	(11,891)	(12,346)	-3.8%	(12,968)	-5.0%	(13,479)	-3.9%	(13,866)	-2.9%

<sup>1</sup>Excludes Transfers.

All Funds PIT receipts for FY 2018 are estimated to total \$49.4 billion, an increase of \$1.8 billion (3.8 percent) from FY 2017 results. This increase is driven by growth in withholding and estimated payments for tax year 2017. Growth in these categories is partially offset by declines in final returns and extension payments attributable to the 2016 tax year, in addition to an increase in total refunds.

The following table summarizes, by component, actual receipts for FY 2017 and forecast amounts through FY 2021.

State Financial Plan Projections  
Fiscal Years 2018 Through 2021

ALL FUNDS PERSONAL INCOME TAX FISCAL YEAR COLLECTION COMPONENTS					
(millions of dollars)					
	FY 2017	FY 2018	FY 2019	FY 2020	FY 2021
	Results	Updated	Projected	Projected	Projected
<b>Receipts</b>					
Withholding	37,524	39,459	41,314	42,557	43,543
Estimated Payments	14,972	15,924	17,521	19,069	18,712
Current Year	10,912	12,428	13,379	14,392	13,233
Prior Year <sup>1</sup>	4,060	3,496	4,142	4,677	5,479
Final Returns	2,588	2,511	2,669	2,818	2,978
Current Year	260	274	289	304	319
Prior Year <sup>1</sup>	2,328	2,237	2,380	2,514	2,659
Delinquent	1,433	1,416	1,487	1,551	1,588
Gross Receipts	56,517	59,310	62,991	65,995	66,821
<b>Refunds</b>					
Prior Year <sup>1</sup>	5,199	6,115	6,698	7,239	7,693
Previous Years	474	500	525	555	585
Current Year <sup>1</sup>	1,750	1,750	1,750	1,750	1,750
Advanced Credit Payment	678	689	1,247	1,709	479
State/City Offset <sup>1</sup>	851	873	898	824	849
Total Refunds	8,952	9,927	11,118	12,077	11,356
<b>Net Receipts</b>	<b>47,565</b>	<b>49,383</b>	<b>51,873</b>	<b>53,918</b>	<b>55,465</b>

<sup>1</sup>These components, collectively, are known as the "settlement" on the prior year's tax liability.

Withholding in FY 2018 is estimated to be \$1.9 billion (5.2 percent) higher than FY 2017 results, driven by moderate wage growth partially associated with improved bonus growth. Extension payments related to tax year 2016 are expected to decline by \$564 million (13.9 percent), primarily due to declines in capital gains resulting, in part, from taxpayer uncertainty regarding potential tax year 2017 Federal tax rate cuts. Estimated payments for tax year 2017 are projected to grow \$1.5 billion (13.9 percent), driven by nonwage income growth of 9.5 percent, including 13.2 percent growth in net capital gains. FY 2018 final return payments and delinquencies are projected to decline by \$77 million (3 percent) and \$17 million (1.2 percent), respectively.

The projected growth in total refunds of \$975 million (10.9 percent) includes increases of \$916 million (17.6 percent) in prior (tax year 2016) refunds, \$26 million (5.5 percent) in previous (tax year 2015 and earlier) refunds, \$11 million (1.6 percent) in advanced credit payments related to tax year 2017, and \$22 million (2.6 percent) in the state-city offset.

General Fund PIT receipts are net of deposits to the STAR Fund, which provides property tax relief, and the Revenue Bond Tax Fund (RBTF), which supports debt service payments on State PIT revenue bonds. General Fund PIT receipts for FY 2018 of \$34.4 billion are estimated to increase by \$1.9 billion (5.8 percent) from FY 2017 results, mainly reflecting the increase in All Funds receipts noted above. RBTF deposits are projected to be \$12.3 billion and the STAR transfer is projected to be \$2.6 billion.

All Funds PIT receipts for FY 2019 of \$51.9 billion are projected to increase by \$2.5 billion (5 percent) from FY 2018 estimates. Gross PIT receipts are projected to increase 6.2 percent, reflecting withholding that is projected to grow by \$1.9 billion (4.7 percent) and estimated payments related to tax year 2018 that are projected to grow by \$951 million (7.7 percent). Payments from extensions for tax year 2017 are projected to increase by \$646 million (18.5 percent), reflecting the taxpayer behavior related to potential Federal tax rate changes noted earlier. Final returns are expected to increase by \$158 million (6.3 percent) and delinquencies are projected to increase \$71 million (5 percent) from the prior year. Total refunds are projected to increase by \$1.2 billion (12 percent) from the prior year, primarily due to the property tax relief credit enacted in 2015 and the recent conversions of New York City STAR benefits into State tax credits.

General Fund PIT receipts for FY 2019 of \$36.4 billion are projected to increase by \$2 billion (5.7 percent). RBTF deposits are projected to be \$13 billion, and the STAR transfer is projected to be \$2.5 billion.

All Funds PIT receipts for FY 2020 of \$53.9 billion are projected to increase by over \$2 billion (3.9 percent) from FY 2019 estimates. Gross PIT receipts are projected to increase 4.8 percent, reflecting withholding that is projected to grow by \$1.2 billion (3 percent). The relatively low growth rate reflects the expiration of the FY 2018 Enacted Budget two-year high-income surcharge extension through tax year 2019. Estimated payments related to tax year 2019 are projected to grow by \$1 billion (7.6 percent), payments from extensions for tax year 2018 are projected to increase by \$535 million (12.9 percent), and final returns are expected to increase by \$149 million (5.6 percent). Delinquencies are projected to increase \$64 million (4.3 percent) from the prior year. Total refunds are projected to increase by \$959 million (8.6 percent) from the prior year.

General Fund PIT receipts for FY 2020 of \$38 billion are projected to increase by \$1.6 billion (4.4 percent). RBTF deposits are projected to be \$13.5 billion, and the STAR transfer is projected to be \$2.5 billion.

All Funds PIT receipts in FY 2021 are projected to increase by over \$1.5 billion to \$55.5 billion, while General Fund PIT receipts are projected to total \$39.2 billion. This projected modest growth is driven by the expiration of the high-income surcharge rate extension in tax year 2020, combined with continued phase-in of the FY 2017 Enacted Budget middle income tax cuts.

## Consumption/Use Taxes

CONSUMPTION/USE TAXES									
(millions of dollars)									
	FY 2017	FY 2018		FY 2019		FY 2020		FY 2021	
	Results	Updated	Change	Projected	Change	Projected	Change	Projected	Change
<b>STATE/ALL FUNDS</b>	<b>16,212</b>	<b>16,857</b>	<b>4.0%</b>	<b>17,465</b>	<b>3.6%</b>	<b>18,023</b>	<b>3.2%</b>	<b>18,594</b>	<b>3.2%</b>
Sales Tax	13,869	14,580	5.1%	15,164	4.0%	15,760	3.9%	16,365	3.8%
Cigarette and Tobacco Taxes	1,236	1,190	-3.7%	1,150	-3.4%	1,104	-4.0%	1,061	-3.9%
Motor Fuel Tax	519	515	-0.8%	512	-0.6%	507	-1.0%	504	-0.6%
Highway Use Tax	138	96	-30.4%	142	47.9%	142	0.0%	143	0.7%
Alcoholic Beverage Taxes	258	262	1.6%	267	1.9%	272	1.9%	276	1.5%
Medical Marihuana Excise Tax	1	1	0.0%	1	0.0%	1	0.0%	1	0.0%
Taxicab Surcharge	64	64	0.0%	64	0.0%	64	0.0%	64	0.0%
TNC Assessment	0	12	N/A	24	100.0%	24	0.0%	24	0.0%
Auto Rental Tax	127	137	7.9%	141	2.9%	149	5.7%	156	4.7%
<b>GENERAL FUND<sup>1</sup></b>	<b>7,101</b>	<b>7,436</b>	<b>4.7%</b>	<b>7,719</b>	<b>3.8%</b>	<b>7,993</b>	<b>3.5%</b>	<b>8,271</b>	<b>3.5%</b>
Sales Tax	6,483	6,819	5.2%	7,094	4.0%	7,374	3.9%	7,658	3.9%
Cigarette and Tobacco Taxes	360	343	-4.7%	334	-2.6%	323	-3.3%	313	-3.1%
Alcoholic Beverage Taxes	258	262	1.6%	267	1.9%	272	1.9%	276	1.5%
TNC Assessment	0	12	N/A	24	100.0%	24	0.0%	24	0.0%

<sup>1</sup>Excludes Transfers.

All Funds consumption/use tax receipts for FY 2018 are estimated to be nearly \$16.9 billion, a \$645 million (4 percent) increase from FY 2017 results. Sales tax receipts are estimated to increase \$711 million (5.1 percent) from the prior year, reflecting base growth (i.e., absent law changes) of 5 percent. This base growth stems from estimated disposable income and consumption growth. Cigarette and tobacco tax collections are estimated to decrease by \$46 million (3.7 percent). This mainly reflects an expected return to a trend decline in taxable cigarette consumption. This is due in part to collections from enforcement efforts of the Cigarette Strike Force. Highway use tax (HUT) collections are estimated to decrease by \$42 million (30.4 percent) due to an increase in refund payments of \$44.4 million as a result of the Independent Owner Operator Drivers Association v. New York Department of Taxation and Finance court decision that lowered HUT registration and decal fees (per truck) from \$19 to \$1.50. Motor fuel tax collections are estimated to decrease by \$4 million (0.8 percent), reflecting an increase in refund payments partially offset by slight growth in both taxable motor fuel and diesel fuel consumption. The newly enacted Transportation Network Company (TNC) assessment is estimated to generate \$12 million in All Funds receipts, as it will only be in effect for part of the fiscal year. Auto rental tax receipts are estimated to increase by \$10 million (7.9 percent).

General Fund sales tax receipts are net of deposits to the Local Government Assistance Tax Fund (25 percent), and the Sales Tax Revenue Bond Fund (25 percent), which support debt service payments on bonds issued under LGAC and State Sales Tax Revenue Bond programs. Receipts in excess of the debt service requirements of the funds and the local assistance payments to New York City, or its assignee, are transferred back to the General Fund.

General Fund consumption/use tax receipts for FY 2018 are estimated to total over \$7.4 billion, a \$335 million (4.7 percent) increase from FY 2017 results. This increase largely reflects the All Funds sales and cigarette and tobacco tax trends noted above and the partial impact of the newly enacted TNC assessment.

All Funds consumption/use tax receipts for FY 2019 are projected to be nearly \$17.5 billion, a \$608 million (3.6 percent) increase from FY 2018. The projected \$584 million (4 percent) increase in sales tax receipts reflects sales tax base growth of 3.4 percent, lower than the prior fiscal year. Consumption of taxable services and disposable income are projected to grow at a slower pace than in FY 2018. The TNC assessment in its first fully effective year is projected to generate \$24 million in FY 2019. The projected \$46 million (47.9 percent) increase in HUT collections are due to lower refund payments as they return to long-term trend levels following the prior year's significant increase as a result of the court decision noted above. A continued trend decline in taxable cigarette consumption is also projected.

General Fund consumption/use tax receipts are projected to total over \$7.7 billion in FY 2019, a \$283 million (3.8 percent) increase from FY 2018. The projected increase largely reflects the All Funds sales and cigarette and tobacco tax trends noted above and the first full year impact of the TNC assessment.

All Funds consumption/use tax receipts for FY 2020 are projected to be \$18 billion, a \$558 million (3.2 percent) increase from FY 2019. The projected \$596 million (3.9 percent) increase in sales tax receipts reflects sales tax base growth of 4 percent. The All Funds sales tax increase is slightly offset by a trend decline in taxable cigarette consumption. FY 2020 General Fund consumption/use tax receipts are projected to increase to nearly \$8 billion, a \$274 million (3.5 percent) increase from FY 2019.

All Funds consumption/use tax receipts are projected to reach nearly \$18.6 billion (3.2 percent growth) in FY 2021, largely representing base growth in sales tax receipts, slightly offset by a continued trend decline in taxable cigarette consumption.

General Fund consumption/use tax receipts are projected to increase to nearly \$8.3 billion (3.5 percent growth) in FY 2021, reflecting the All Funds trends noted above.

## Business Taxes

BUSINESS TAXES (millions of dollars)									
	FY 2017	FY 2018		FY 2019		FY 2020		FY 2021	
	Results	Updated	Change	Projected	Change	Projected	Change	Projected	Change
<b>STATE/ALL FUNDS</b>	<b>6,979</b>	<b>7,969</b>	<b>14.2%</b>	<b>8,127</b>	<b>2.0%</b>	<b>8,587</b>	<b>5.7%</b>	<b>8,957</b>	<b>4.3%</b>
Corporate Franchise Tax	3,166	4,175	31.9%	4,373	4.7%	4,823	10.3%	5,123	6.2%
Corporation and Utilities Tax	720	765	6.3%	744	-2.7%	754	1.3%	764	1.3%
Insurance Tax	1,580	1,616	2.3%	1,745	8.0%	1,828	4.8%	1,965	7.5%
Bank Tax	389	328	-15.7%	143	-56.4%	71	-50.3%	0	-100.0%
Petroleum Business Tax	1,124	1,085	-3.5%	1,122	3.4%	1,111	-1.0%	1,105	-0.5%
<b>GENERAL FUND</b>	<b>4,761</b>	<b>5,718</b>	<b>20.1%</b>	<b>5,770</b>	<b>0.9%</b>	<b>6,190</b>	<b>7.3%</b>	<b>6,522</b>	<b>5.4%</b>
Corporate Franchise Tax	2,476	3,406	37.6%	3,524	3.5%	3,924	11.4%	4,187	6.7%
Corporation and Utilities Tax	538	585	8.7%	563	-3.8%	569	1.1%	575	1.1%
Insurance Tax	1,410	1,447	2.6%	1,561	7.9%	1,637	4.9%	1,760	7.5%
Bank Tax	337	280	-16.9%	122	-56.4%	60	-50.8%	0	-100.0%
Petroleum Business Tax	0	0	0.0%	0	0.0%	0	0.0%	0	0.0%

All Funds business tax receipts for FY 2018 are estimated to total nearly \$8 billion, an increase of \$990 million (14.2 percent) from FY 2017 results. The estimate reflects increases for the corporation franchise tax, corporation and utilities tax and insurance tax partially offset by decreases in the bank tax and the petroleum business tax (PBT).

Corporation franchise tax receipts are estimated to increase \$1 billion (31.9 percent) in FY 2018, reflecting a rebound in gross receipts and audits. FY 2017 results were negatively impacted by a cut in the business income tax rate from 7.1 to 6.5 percent as well as a shortfall in cash remittances on tax year 2015 final returns. This lack of March 2017 cash remittances indicated taxpayers significantly overpaid on 2015 liability during previous estimated payment events. This is not expected to be repeated when tax year 2016 final returns are submitted in FY 2018. Audit receipts are estimated to be significantly higher in FY 2018 (\$288 million) as a greater number of large cases are expected to be closed.

Corporation and utilities tax receipts are estimated to increase \$45 million (6.3 percent) in FY 2018. Gross receipts are expected to increase from FY 2017 results as a result of late filings of mandatory first installment payments. The 2017 mandatory first installment was due March 15, but several taxpayers filed these payments in April 2017. Audits are expected to decline slightly.

Insurance tax receipts for FY 2018 are estimated to increase \$36 million (2.3 percent) from FY 2017 results. Projected growth in tax year 2017 liability is partially offset by higher refunds as life insurers continue to claim the tax credit for assessments paid to the Life Insurance Guaranty Corporation (LIGC). The LIGC exists to protect policyholders from the insolvency of their life insurers. This is the second year of refund claims for the credit for assessments paid earlier.



Receipts from the repealed bank tax (all from prior liability periods) are estimated to decrease by \$61 million in FY 2018. This decrease stems from lower audit receipts (\$99 million) partially offset by lower prior period adjustments.

PBT receipts are estimated to decrease \$39 million (3.5 percent) in FY 2018, primarily due to the 5 percent decrease in the PBT rate index effective January 2017. This decline is partially offset by estimated slight growth in both taxable motor fuel and diesel fuel consumption and the estimated 5 percent increase in the PBT rate index effective January 2018.

General Fund business tax receipts for FY 2018 of \$5.7 billion are estimated to increase \$957 million (20.1 percent) from FY 2017 results, reflecting the All Funds trends discussed above.

All Funds business tax receipts for FY 2019 of \$8.1 billion are projected to increase by \$158 million (2 percent) from the current year. The increase in corporation franchise tax receipts of \$198 million (4.7 percent) reflects projected growth in corporate profits. The corporation and utilities tax receipts decline of \$21 million (2.7 percent) is attributable to the one-time late filings (April 2017) that are not expected to repeat in FY 2019.

Insurance tax receipts for FY 2019 of over \$1.7 billion are projected to increase \$129 million (8 percent) from the current year. Projected growth in insurance tax premiums combined with lower expected LIGC credit claims contribute to this year-over-year growth. Bank tax receipts are projected to decrease by \$185 million (56.4 percent), due to lower projected audit receipts. PBT receipts are projected to increase \$37 million (3.4 percent) in FY 2019, primarily due to the estimated 5 percent increase in the PBT rate index effective January 2018 and a projected 4.7 percent increase in the PBT rate index effective January 2019. These increases are partially offset by a projected slight decline in taxable motor fuel and diesel fuel consumption.

General Fund business tax receipts for FY 2019 of nearly \$5.8 billion are projected to increase \$52 million (0.9 percent), reflecting the All Funds trends discussed above.

All Funds business tax receipts for FY 2020 of \$8.6 billion are projected to increase by \$460 million (5.7 percent), and General Fund business tax receipts are projected to increase to \$6.2 billion (7.3 percent growth) from the previous year. The projection primarily reflects growth in the corporation franchise tax driven by higher gross receipts and lower refunds. Increases in the corporation and utilities and insurance taxes are offset by declines in the bank and PBT.

All Funds business tax receipts for FY 2021 reflect projected trends in corporate profits, taxable insurance premiums, electric utility consumption and prices, the consumption of taxable telecommunications services, and automobile fuel consumption and fuel prices. In FY 2021, All Funds business tax receipts are projected to increase to nearly \$9 billion (4.3 percent growth), and General Fund business tax receipts are projected to increase to \$6.5 billion (5.4 percent growth).

## Other Taxes

OTHER TAXES (millions of dollars)									
	<u>FY 2017 Results</u>	<u>FY 2018 Updated</u>	<u>Change</u>	<u>FY 2019 Projected</u>	<u>Change</u>	<u>FY 2020 Projected</u>	<u>Change</u>	<u>FY 2021 Projected</u>	<u>Change</u>
<b>STATE/ALL FUNDS</b>	<b>2,236</b>	<b>2,276</b>	<b>1.8%</b>	<b>2,311</b>	<b>1.5%</b>	<b>2,420</b>	<b>4.7%</b>	<b>2,535</b>	<b>4.8%</b>
Estate Tax	1,091	1,052	-3.6%	1,033	-1.8%	1,092	5.7%	1,155	5.8%
Gift Tax	0	0	0.0%	0	0.0%	0	0.0%	0	0.0%
Real Property Gains Tax	0	0	0.0%	0	0.0%	0	0.0%	0	0.0%
Real Estate Transfer Tax	1,126	1,204	6.9%	1,258	4.5%	1,308	4.0%	1,360	4.0%
Pari-Mutuel Taxes	16	17	6.3%	17	0.0%	17	0.0%	17	0.0%
All Other Taxes	3	3	0.0%	3	0.0%	3	0.0%	3	0.0%
<b>GENERAL FUND<sup>1</sup></b>	<b>1,110</b>	<b>1,072</b>	<b>-3.4%</b>	<b>1,053</b>	<b>-1.8%</b>	<b>1,112</b>	<b>5.6%</b>	<b>1,175</b>	<b>5.7%</b>
Estate Tax	1,091	1,052	-3.6%	1,033	-1.8%	1,092	5.7%	1,155	5.8%
Gift Tax	0	0	0.0%	0	0.0%	0	0.0%	0	0.0%
Real Property Gains Tax	0	0	0.0%	0	0.0%	0	0.0%	0	0.0%
Pari-Mutuel Taxes	16	17	6.3%	17	0.0%	17	0.0%	17	0.0%
All Other Taxes	3	3	0.0%	3	0.0%	3	0.0%	3	0.0%

<sup>1</sup>Excludes Transfers.

All Funds other tax receipts for FY 2018 are estimated to be nearly \$2.3 billion, an increase of \$40 million (1.8 percent) from FY 2017 results. This largely reflects an estimated increase in real estate transfer tax receipts of \$78 million (6.9 percent) that is primarily due to projected growth in both housing starts and housing prices, partially offset by an estimated decrease in estate tax receipts of \$39 million (3.6 percent) from the continued phase-in of the increased filing threshold.

General Fund other tax receipts are estimated to be just under \$1.1 billion in FY 2018, a decrease of \$38 million (3.4 percent) from FY 2017 results, reflecting the decrease in estate tax receipts noted above.

All Funds other tax receipts for FY 2019 are projected to be over \$2.3 billion, an increase of \$35 million (1.5 percent) from FY 2018. Estate tax receipts are projected to decrease by \$19 million (1.8 percent) reflecting the continuation of the phase-in of the increased filing threshold, partially offset by projected growth in household net worth. Real estate transfer tax receipts are projected to increase by \$54 million (4.5 percent), reflecting projected growth in housing starts and housing prices.

General Fund other tax receipts for FY 2019 are projected to decrease by \$19 million (1.8 percent) due to the projected decline in estate tax receipts noted above.

All Funds other tax receipts for FY 2020 are projected to be over \$2.4 billion, a \$109 million (4.7 percent) increase from FY 2019. Estate tax receipts are projected to increase by \$59 million (5.7 percent) reflecting projected growth in household net worth and the conclusion of the phase-in of the increased filing threshold. Real estate transfer tax receipts are projected to increase by \$50 million (4 percent), reflecting projected growth in housing starts and prices.

General Fund other tax receipts for FY 2020 are projected to increase by \$59 million (5.6 percent), due to the projected increase in estate tax receipts noted above.

All Funds other tax receipts for FY 2021 reflect projected trend growth in household net worth, housing starts, and housing prices. FY 2021 All Funds other tax receipts are projected to increase by \$115 million (4.8 percent growth), and General Fund other tax receipts are projected to increase by \$63 million (5.7 percent growth), reflecting the household net worth trends noted above.

### Miscellaneous Receipts

All Funds miscellaneous receipts include moneys received from HCRA financing sources, SUNY tuition and patient income, lottery receipts for education, assessments on regulated industries, tribal-state compact revenue, Extraordinary Monetary Settlements and a variety of fees and licenses.

MISCELLANEOUS RECEIPTS									
(millions of dollars)									
	FY 2017	FY 2018	FY 2019		FY 2020		FY 2021		
	Results	Updated	Change	Projected	Change	Projected	Change	Projected	
<b>ALL FUNDS</b>	<b>26,594</b>	<b>26,755</b>	<b>0.6%</b>	<b>26,694</b>	<b>-0.2%</b>	<b>26,306</b>	<b>-1.5%</b>	<b>25,422</b>	<b>-3.4%</b>
General Fund	3,813	2,505	-34.3%	2,131	-14.9%	2,135	0.2%	2,058	-3.6%
Special Revenue Funds	17,686	16,958	-4.1%	16,532	-2.5%	16,434	-0.6%	16,210	-1.4%
Capital Projects Funds	4,637	6,833	47.4%	7,573	10.8%	7,278	-3.9%	6,695	-8.0%
Debt Service Funds	458	459	0.2%	458	-0.2%	459	0.2%	459	0.0%

All Funds miscellaneous receipts are estimated to total \$26.8 billion in FY 2018, an increase of 0.6 percent from FY 2017 results. This increase is primarily due to the impact of Extraordinary Monetary Settlements received in the General Fund during FY 2017, as described earlier in this AIS Update. In addition to the impact of Extraordinary Monetary Settlements, miscellaneous receipts are driven in part by year-to-year variations in health care surcharges and other HCRA resources, bond proceeds, and tuition income revenue.

All Funds miscellaneous receipts are projected to decline in all outyears in reflecting the impact of Extraordinary Monetary Settlements and a decrease in bond proceeds reimbursements, which subsequently corresponds to the spend out of bond-financed capital projects.

## Federal Grants

FEDERAL GRANTS (millions of dollars)									
	FY 2017	FY 2018	FY 2019		FY 2020		FY 2021		Change
	Results	Updated	Change	Projected	Change	Projected	Change	Projected	
<b>ALL FUNDS</b>	<b>55,406</b>	<b>57,187</b>	<b>3.2%</b>	<b>58,656</b>	<b>2.6%</b>	<b>59,342</b>	<b>1.2%</b>	<b>59,581</b>	<b>0.4%</b>
General Fund	0	0	0.0%	0	0.0%	0	0.0%	0	0.0%
Special Revenue Funds	52,725	54,844	4.0%	56,154	2.4%	57,054	1.6%	57,337	0.5%
Capital Projects Funds	2,608	2,270	-13.0%	2,429	7.0%	2,215	-8.8%	2,171	-2.0%
Debt Service Funds	73	73	0.0%	73	0.0%	73	0.0%	73	0.0%

Aid from the Federal government helps to pay for a variety of programs including Medicaid, public assistance, mental hygiene, school aid, public health, transportation, and other activities. Annual changes to Federal grants generally correspond to changes in federally-reimbursed spending. Accordingly, DOB typically projects Federal reimbursements will be received in the State fiscal year in which spending occurs, but due to the variable timing of Federal grant receipts, actual results often differ from the projections.

All Funds Federal grants are projected to grow to \$59.6 billion by FY 2021, primarily reflecting the continuation of growth in Federal Medicaid spending related to Federal health care transformation initiatives, partly offset by the projected phase-down of Federal disaster assistance aid. All Federal receipts are subject to continuing administration and Congressional authorization, appropriations and budget action.

With the current presidential administration and Congress, many of the policies that drive Federal aid may be subject to change. It is not possible at this time to assess the potential fiscal impact of policies that may be proposed and adopted by the current administration and Congress. If Federal funding to the State were reduced, this could have a materially adverse impact on the Updated Financial Plan. The FY 2018 Enacted Budget includes authorization to develop a mitigation plan to offset the impact of significant Federal funding reductions.

## Disbursements

Total disbursements in FY 2018 are estimated at \$71.3 billion in the State's General Fund (including transfers) and \$98.2 billion in total State Operating Funds. School Aid, Medicaid, pensions, debt service, and health benefits are significant drivers of annual spending growth.

The multi-year disbursements projections take into account various factors, including statutorily-indexed rates, agency staffing levels, program caseloads, inflation, and funding formulas contained in State and Federal law. Factors that affect spending estimates vary by program. For example, public assistance spending is based primarily on anticipated caseloads that are estimated by analyzing historical trends and projected economic conditions. Projections also account for the timing of payments, since not all of the amounts appropriated pursuant to an enacted budget are disbursed in the same fiscal year. Consistent with past years, the aggregate spending projections (i.e., the sum of all projected spending by individual agencies) in State Special Revenue Funds have been adjusted downward in all fiscal years, based on typical spending patterns and the observed variance between estimated and actual results over time. A corresponding downward adjustment is also made to miscellaneous receipts.

## Local Assistance Grants

Local Assistance spending includes payments to local governments, school districts, health care providers, and other entities, as well as financial assistance to, or on behalf of, individuals, families and not-for-profit organizations. Local assistance spending in State Operating Funds is estimated at \$66.1 billion in FY 2018, approximately two-thirds of total State Operating Funds spending. Education and health care spending account for nearly three-quarters of State Operating Funds local assistance spending.

Certain major factors considered in preparing the spending projections for the State's major local assistance programs and activities are summarized below.

FORECAST FOR SELECTED PROGRAM MEASURES AFFECTING OPERATING ACTIVITIES (millions of dollars)					
	FY 2017 Results	Forecast			
		FY 2018 Updated	FY 2019 Projected	FY 2020 Projected	FY 2021 Projected
<b>HEALTH CARE</b>					
Medicaid - Individuals Covered	6,133,681	6,178,707	6,206,629	6,220,590	6,227,570
Essential Plan - Individuals Covered	674,478	684,352	689,095	691,466	692,652
Child Health Plus - Individuals Covered	333,531	359,855	369,605	375,230	377,386
State Takeover of County/NYC Costs <sup>1</sup>	\$2,891	\$3,228	\$3,565	\$3,889	\$4,212
<b>EDUCATION</b>					
School Aid (School Year Basis Funding)	\$24,689	\$25,727	\$26,827	\$27,950	\$29,260
<b>HIGHER EDUCATION</b>					
Public Higher Education Enrollment (FTEs)	562,873	574,523	N/A	N/A	N/A
Tuition Assistance Program (Recipients)	285,920	293,473	N/A	N/A	N/A
<b>PUBLIC ASSISTANCE</b>					
Family Assistance Program (Families)	234,902	230,387	227,493	224,803	222,161
Safety Net Program (Families)	123,264	121,194	119,638	118,217	116,832
Safety Net Program (Singles)	204,947	207,139	209,728	212,134	214,779
<b>MENTAL HYGIENE</b>					
OMH Community Beds	43,077	44,526	46,957	48,057	48,257
OPWDD Community Beds	42,737	43,165	43,596	44,032	44,472
OASAS Community Beds	13,370	13,491	13,532	13,672	13,707
Total	99,184	101,182	104,085	105,761	106,436
<b>PRISON POPULATION</b>					
	51,300	51,000	51,000	51,000	51,000
<sup>1</sup> Reflects the total State cost of taking over the local share of Medicaid growth, which was initially capped at approximately 3 percent annually, then phased-out completely as of calendar year 2015. A portion of the State takeover costs are funded from Master Settlement Agreement resources.					

## Education

### School Aid

School Aid helps support elementary and secondary education for New York pupils enrolled in the 674 major school districts throughout the State. State funding is provided to districts based on statutory aid formulas and through reimbursement of categorical expenses such as prekindergarten programs, education of homeless children, and bilingual education. State funding for schools assists districts in meeting locally defined needs, supports the construction of school facilities, and finances school transportation for nearly three million students statewide.

#### School Year (July 1 - June 30)

School Aid is expected to increase by \$1.0 billion (4.2 percent) in SY 2018, including a \$700 million Foundation Aid increase. A Community Schools set-aside of \$150 million within Foundation Aid, a \$50 million increase from the prior year, provides funds intended to facilitate the transformation of schools into community hubs. In addition, another \$288 million supports increased reimbursement in expense-based aid programs such as transportation, Boards of Cooperative Educational Services (BOCES), school construction, and other miscellaneous aid categories.

The Updated Financial Plan also provides \$50 million in new competitive grant programs, highlighted by a \$35 million investment to expand after-school programs targeted towards low-income students within high need communities, and \$5 million to expand prekindergarten for three- and four-year olds in high-need school districts. New York State provides over \$800 million in recurring annual support for three- and four-year old prekindergarten programs, including \$340 million for the Statewide Universal Full-Day Prekindergarten programs.

School Aid is projected to increase by an additional \$1.1 billion (4.3 percent) in SY 2019, based largely on personal income growth.

SCHOOL AID - SCHOOL YEAR BASIS (JULY 1 - JUNE 30) <sup>1</sup>									
(millions of dollars)									
	<u>SY 2017</u>	<u>SY 2018</u>	<u>Change</u>	<u>SY 2019</u>	<u>Change</u>	<u>SY 2020</u>	<u>Change</u>	<u>SY 2021</u>	<u>Change</u>
<b>Total</b>	<b>24,689</b>	<b>25,727</b>	<b>1,038</b>	<b>26,827</b>	<b>1,100</b>	<b>27,950</b>	<b>1,123</b>	<b>29,260</b>	<b>1,310</b>
			4.2%		4.3%		4.2%		4.7%

<sup>1</sup>School year values reflected in table do not include aid for Statewide Universal Full-Day Prekindergarten programs.

## State Fiscal Year

The State finances School Aid from General Fund, commercial gaming and Lottery Fund receipts, including video lottery terminals (VLTs). Commercial gaming and Lottery Fund receipts are accounted for and disbursed from dedicated accounts. Because the State fiscal year begins on April 1, the State typically pays approximately 70 percent of the annual school year commitment during the State fiscal year in which the related budget is enacted, and pays the remaining 30 percent in the first three months of the following State fiscal year.

The table below summarizes the projected sources of School Aid spending on a State fiscal year basis.

SCHOOL AID - STATE FISCAL YEAR BASIS									
(millions of dollars)									
	FY 2017	FY 2018		FY 2019		FY 2020		FY 2021	
	Results	Updated	Change	Projected	Change	Projected	Change	Projected	Change
<b>TOTAL STATE OPERATING FUNDS</b>	<b>24,351</b>	<b>25,762</b>	<b>5.8%</b>	<b>26,803</b>	<b>4.0%</b>	<b>27,923</b>	<b>4.2%</b>	<b>29,190</b>	<b>4.5%</b>
General Fund Local Assistance	21,017	22,322	6.2%	23,438	5.0%	24,519	4.6%	25,783	5.2%
Core Lottery Aid	2,360	2,395	1.5%	2,294	-4.2%	2,288	-0.3%	2,291	0.1%
VLT Lottery Aid	957	925	-3.3%	868	-6.2%	888	2.3%	888	0.0%
Commercial Gaming - VLT Offset	4	42	950.0%	90	114.3%	70	-22.2%	70	0.0%
Commercial Gaming	13	78	500.0%	113	44.9%	158	39.8%	158	0.0%

State fiscal year spending for School Aid is projected to total \$25.8 billion in FY 2018. Over the multi-year Financial Plan, an increasing share of School Aid spending is projected to be financed by commercial gaming revenues as opposed to traditional core lottery sales, as described in greater detail below. In addition to State aid, school districts currently receive more than \$3 billion annually in Federal aid.

State aid payments for School Aid have been supplemented by commercial gaming revenues in FY 2017, following the State's receipt of one-time licensing fees in FY 2016. These receipts are expected to increase in FY 2018 and the outyears, with gaming revenues shared by the State and commercial gaming facilities. Between December 2014 and August 2016, four casino resorts were recommended by the State's Gaming Facility Location Board and approved by the State Gaming Commission. Three of the four approved casinos have since opened and are in operation, and the fourth approved casino is expected to open in 2018. In the event that casino revenue resources do not materialize at the level expected, or as timely as expected, then the additional School Aid projected to be funded from casino revenue resources must be paid from the General Fund.



## Other Education Funding

In addition to School Aid, the State provides funding and support for various other education-related programs. These include: special education services; programs administered by the Office of Prekindergarten through Grade 12 education; cultural education; higher and professional education programs; and adult career and continuing education services.

OTHER EDUCATION (millions of dollars)									
	FY 2017 Results	FY 2018 Updated	Change	FY 2019 Projected	Change	FY 2020 Projected	Change	FY 2021 Projected	Change
<b>TOTAL STATE OPERATING FUNDS</b>	<b>2,193</b>	<b>2,269</b>	<b>3.5%</b>	<b>2,385</b>	<b>5.1%</b>	<b>2,475</b>	<b>3.8%</b>	<b>2,619</b>	<b>5.8%</b>
Special Education	1,317	1,338	1.6%	1,453	8.6%	1,571	8.1%	1,690	7.6%
All Other Education	876	931	6.3%	932	0.1%	904	-3.0%	929	2.8%

The State helps fund special education services for approximately 500,000 students with disabilities, from ages 3 to 21. Major programs under the Office of Prekindergarten through Grade 12 address specialized student needs or reimburse school districts for education-related services, including the school breakfast and lunch programs, after-school programs and other educational grant programs. Cultural education includes aid for operating expenses of the major cultural institutions, State Archives, State Library, and State Museum, as well as support for the Office of Educational Television and Public Broadcasting. Higher and professional education programs monitor the quality and availability of post-secondary education programs, and license and regulate over 50 professions. Adult career and continuing education services focus on the education and employment needs of the State's adult citizens, ensuring that such individuals have access to a one-stop source for all their employment needs, and are made aware of the full range of services available in other agencies.

FY 2018 Special Education spending is projected to increase by 1.6 percent over FY 2017 spending due, in part, to the timing of rate-setting related to these programs. All Other Education growth primarily reflects increased reimbursement of charter school supplemental basic tuition and facilities aid to New York City charter schools in privately-leased space.

Continued growth in FY 2019 and beyond for Special Education is attributable to increased State reimbursement to special education providers for minimum wage costs, funding for excessive teacher turnover prevention, and projected enrollment and cost growth in preschool and summer school special education programs.

## School Tax Relief Program

The STAR program provides school tax relief to taxpayers by exempting the first \$30,000 of every eligible homeowner's property value from the local school tax levy. Lower-income senior citizens receive a \$65,500 exemption in FY 2018. The DTF oversees local property assessment administration, and is responsible for establishing STAR property tax exemption amounts.

The three components of STAR and their approximate shares of projected FY 2018 program costs are: the basic school property tax exemption or credit for homeowners with incomes under \$500,000 (58 percent); enhanced school property tax exemption or credit for senior citizen homeowners with incomes under \$86,000 (31 percent); and a credit for income-eligible resident New York City personal income taxpayers (11 percent). The FY 2018 Enacted Budget includes the conversion of the New York City PIT rate reduction benefit into a PIT tax credit, which will reduce and eventually eliminate it as a component of State Operating Funds spending. This change will have no impact on the value of the STAR benefit received by taxpayers.

STAR property tax exemption spending reflects reimbursements made to school districts to offset a reduction in the amount of property tax revenue collected from STAR-eligible homeowners. In FY 2017, the STAR exemption program began a gradual shift from a spending program into an advance refundable PIT credit program, with this change applying to first-time homebuyers and to homeowners who move. Likewise, this change will have no impact on the value of the STAR benefit received by homeowners.

SCHOOL TAX RELIEF (STAR) - REVENUE REDUCTION RESULTING FROM STAR ACTIONS									
(millions of dollars)									
	FY 2017 Results	FY 2018 Updated	Change	FY 2019 Projected	Change	FY 2020 Projected	Change	FY 2021 Projected	Change
<b>TOTAL STATE OPERATING FUNDS</b>	<b>3,139</b>	<b>2,630</b>	<b>-16.2%</b>	<b>2,520</b>	<b>-4.2%</b>	<b>2,453</b>	<b>-2.7%</b>	<b>2,437</b>	<b>-0.7%</b>
Gross Program Costs	3,330	3,457	3.8%	3,458	0.0%	3,509	1.5%	3,613	3.0%
Program Conversion	0	(277)	N/A	0	100.0%	0	0.0%	0	0.0%
Personal Income Tax Credit	(191)	(492)	-157.6%	(938)	-90.7%	(1,056)	-12.6%	(1,176)	-11.4%
FY 2017 Overpayment <sup>1</sup>	0	(58)	N/A	0	100.0%	0	0.0%	0	0.0%
Basic Exemption	1,695	1,672	-1.4%	1,636	-2.2%	1,592	-2.7%	1,582	-0.6%
Gross Program Costs	1,763	1,807	2.5%	1,839	1.8%	1,862	1.3%	1,920	3.1%
Personal Income Tax Credit	(68)	(135)	-98.5%	(203)	-50.4%	(270)	-33.0%	(338)	-25.2%
Enhanced (Senior) Exemption	916	903	-1.4%	884	-2.1%	861	-2.6%	855	-0.7%
Gross Program Costs	952	976	2.5%	993	1.7%	1,007	1.4%	1,037	3.0%
Personal Income Tax Credit	(36)	(73)	-102.8%	(109)	-49.3%	(146)	-33.9%	(182)	-24.7%
New York City PIT	528	55	-89.6%	0	-100.0%	0	0.0%	0	0.0%
Gross Program Costs	615	674	9.6%	626	-7.1%	640	2.2%	656	2.5%
Program Conversion	0	(277)	N/A	0	100.0%	0	0.0%	0	0.0%
Personal Income Tax Credit	(87)	(284)	-226.4%	(626)	-120.4%	(640)	-2.2%	(656)	-2.5%
FY 2017 Overpayment <sup>1</sup>	0	(58)	N/A	0	100.0%	0	0.0%	0	0.0%

<sup>1</sup> Conversion of the NYC Rate Reduction Benefit to Personal Income Credit pertains to 2017 tax year, as such, it was retroactively made effective to January 1, 2017.

Much of the spending decline projected for FY 2018 is due to a timing change involving when the New York City rate reduction benefit is paid out upon conversion to a PIT credit. STAR actions enacted with the FY 2017 budget, will result in reduced revenues in addition to the spending changes noted above. Projected revenue reductions will increase over the course of the Financial Plan as STAR actions are implemented, in particular those driven by the conversion of the New York City PIT rate reduction benefit.

## Higher Education

Local assistance for higher education spending includes funding for CUNY, SUNY, and the Higher Education Services Corporation (HESC).

HIGHER EDUCATION (millions of dollars)									
	FY 2017 Results	FY 2018 Updated	Change	FY 2019 Projected	Change	FY 2020 Projected	Change	FY 2021 Projected	Change
<b>TOTAL STATE OPERATING FUNDS</b>	<b>2,874</b>	<b>2,800</b>	<b>-2.6%</b>	<b>3,134</b>	<b>11.9%</b>	<b>3,197</b>	<b>2.0%</b>	<b>3,248</b>	<b>1.6%</b>
<b>City University</b>	<b>1,424</b>	<b>1,410</b>	<b>-1.0%</b>	<b>1,485</b>	<b>5.3%</b>	<b>1,509</b>	<b>1.6%</b>	<b>1,535</b>	<b>1.7%</b>
Senior Colleges	1,176	1,151	-2.1%	1,230	6.9%	1,254	2.0%	1,280	2.1%
Community College	248	259	4.4%	255	-1.5%	255	0.0%	255	0.0%
<b>Higher Education Services</b>	<b>958</b>	<b>898</b>	<b>-6.3%</b>	<b>1,149</b>	<b>28.0%</b>	<b>1,188</b>	<b>3.4%</b>	<b>1,213</b>	<b>2.1%</b>
Tuition Assistance Program	896	774	-13.6%	954	23.3%	965	1.2%	972	0.7%
Scholarships/Awards	51	112	119.6%	183	63.4%	211	15.3%	229	8.5%
Aid for Part-Time Study	11	12	9.1%	12	0.0%	12	0.0%	12	0.0%
<b>State University</b>	<b>492</b>	<b>492</b>	<b>0.0%</b>	<b>500</b>	<b>1.6%</b>	<b>500</b>	<b>0.0%</b>	<b>500</b>	<b>0.0%</b>
Community College	487	487	0.0%	496	1.8%	496	0.0%	496	0.0%
Other/Cornell	5	5	0.0%	4	-20.0%	4	0.0%	4	0.0%

SUNY and CUNY administer 47 four-year colleges and graduate schools with a total enrollment of 403,000 full- and part-time students. SUNY and CUNY also operate 37 community colleges, serving 324,000 students. Spending for SUNY is concentrated in State Operations and thus does not appear in the table above. State funds support a significant portion of SUNY and CUNY operations. In addition to a \$1.1 billion General Fund transfer to support operations, the State pays employee fringe benefit costs for SUNY<sup>14</sup>. The State support for SUNY fringe benefits is estimated at nearly \$1.8 billion. The State also provides a sizeable benefit to the university systems by paying debt service on bond-financed capital projects. State debt service payments for capital projects at SUNY and CUNY are estimated at \$1.3 billion in FY 2018, an increase of \$94 million from FY 2017 levels. Neither the fringe benefits nor debt service costs are reflected in annual spending totals for the university systems.

HESC administers the Tuition Assistance Program (TAP), which provides financial awards to income-eligible students. It also provides centralized processing for other student financial aid programs, and offers prospective students information and guidance on how to finance a college education. The financial aid programs that HESC administers are funded by the State and the Federal government.

<sup>14</sup> State support for CUNY fringe benefit costs is included in total spending for Senior Colleges and reflected in local assistance.

Higher Education spending is projected to modestly decrease between FY 2017 to FY 2018. This change in spending reflects the timing of CUNY payments in FY 2018, the potential sale of certain CUNY building assets, and the reconciliation of prior year TAP payment advances to colleges. Lower spending is partially offset in FY 2018 by new higher education initiatives. The Excelsior Scholarship program will allow eligible students of working and middle-class families to attend college tuition-free at all public universities in New York State. Enrollment growth associated with the Excelsior Scholarship program also is anticipated to drive additional future spending in community college operating aid and TAP. The Enacted Budget Financial Plan also provides new funding to begin implementation of open educational resources (low cost alternative to traditional textbooks) for students at SUNY and CUNY. SUNY and CUNY will use this funding to target high-enrollment courses to maximize student savings.

In addition, a new Enhanced Tuition Award will enable eligible students attending private not-for-profit colleges to receive financial assistance to complete their college degree. The program provides a maximum award of \$3,000, requires private colleges to provide a match and freeze student tuition for the duration of the award, maximizing the financial benefit to the student. The Enacted Budget Financial Plan includes \$19 million for the program.

## Health Care

Local assistance for health care-related spending includes Medicaid, statewide public health programs and a variety of mental hygiene programs. The State DOH works with local health departments and social services departments, including those located in New York City, to coordinate and administer statewide health insurance programs and activities. The majority of government-financed health care programs are included under DOH, but a number of programs are also supported through multi-agency efforts.

DOH is also engaged in a multi-year initiative to implement the Delivery System Reform Incentive Payment (DSRIP) program through an approved Federal waiver amendment to reinvest \$8 billion in Federal savings generated by the MRT reforms. The DSRIP program will promote community-level collaborations and focus on system reform, specifically a goal to achieve 25 percent reduction in avoidable hospital use over five years. The Updated Financial Plan reflects the impact of the DSRIP program through additional Federal funds disbursements of nearly \$8 billion through FY 2021. A portion of DSRIP program funding flows through the SUNY hospital system and other State-operated health care facilities.

### Medicaid

Medicaid is a means-tested program that finances health care services for low-income individuals and long-term care services for the elderly and disabled, primarily through payments to health care providers. The Medicaid program is financed jointly by the State, Federal government, and local governments. Eligible services include inpatient hospital care, outpatient hospital services, clinics, nursing homes, managed care, prescription drugs, home care and services provided in a variety of community-based settings (including mental health, substance abuse treatment, developmental disabilities services, school-based services and foster care services).

In FY 2012, legislation was enacted to limit the year-to-year growth in DOH State funds Medicaid spending to the ten-year rolling average of the medical component of the CPI. The statutory provisions of the Medicaid spending cap (or “Global Cap”) also allow for flexibility in adjusting Medicaid projections to meet unanticipated costs resulting from a disaster. Certain authorizations exist which allow the Governor to take actions to reduce Medicaid spending in order to maintain spending within the Global Cap limit.

# State Financial Plan Projections Fiscal Years 2018 Through 2021

The Updated Financial Plan reflects the continuation of the Medicaid spending cap through FY 2021, and the projections assume that statutory authority will be extended in subsequent years. Upward adjustments to the statutorily indexed provisions of the Global Cap reflect an increase to the 10-year rolling average of the Medical component of the CPI relative to previous forecast assumptions. The revised estimates increase the Global Cap by \$11 million in FY 2018, \$37 million in FY 2019, \$75 million in FY 2020 and \$135 million in FY 2021. Allowable growth under the cap for medical services is 3.3 percent for FY 2018. Projecting medical CPI growth, DOB currently forecasts allowable cap growth at 3.2 percent in FY 2019; 3.1 percent in FY 2020; and 3.1 percent in FY 2021.

<b>MEDICAID GLOBAL CAP FORECAST</b>					
<b>(millions of dollars)</b>					
	<b>FY 2017</b>	<b>FY 2018</b>	<b>FY 2019</b>	<b>FY 2020</b>	<b>FY 2021</b>
<b>Global Medicaid Cap<sup>1</sup></b>	<b>17,692</b>	<b>18,270</b>	<b>18,863</b>	<b>19,446</b>	<b>20,048</b>
Annual % Change		3.3%	3.2%	3.1%	3.1%

<sup>1</sup> Under the Global Cap, forecasted Medicaid services growth is indexed to the 10-year average of the medical component of the CPI.

The indexed provisions of the Global Cap apply to a majority of the State share of Medicaid spending that is budgeted and expended principally through DOH. However, the Global Cap is adjusted for State costs associated with the takeover of local Medicaid growth and the multi-year assumption of local Medicaid administration, increased Federal Financial Participation (FFP) pursuant to the ACA that became effective in January 2014, as well as the statewide minimum wage increases authorized in the FY 2017 Enacted Budget. State share Medicaid spending also appears in the Updated Financial Plan estimates for other State agencies, including the mental hygiene agencies, child welfare programs, and education aid.

# State Financial Plan Projections Fiscal Years 2018 Through 2021

<b>TOTAL STATE-SHARE MEDICAID DISBURSEMENTS<sup>1</sup></b> (millions of dollars)					
	<b>FY 2017</b>	<b>FY 2018</b>	<b>FY 2019</b>	<b>FY 2020</b>	<b>FY 2021</b>
	<u>Results</u>	<u>Updated</u>	<u>Projected</u>	<u>Projected</u>	<u>Projected</u>
Department of Health Medicaid	<u>18,235</u>	<u>19,245</u>	<u>19,840</u>	<u>20,851</u>	<u>21,626</u>
Local Assistance	17,974	19,003	19,765	20,744	21,547
State Operations	261	345	404	434	450
MSA Payments (Share of Local Growth) <sup>2</sup>	0	(103)	(329)	(327)	(371)
Other State Agency Medicaid Spending	<u>4,441</u>	<u>4,466</u>	<u>4,735</u>	<u>4,938</u>	<u>5,138</u>
Mental Hygiene	4,302	4,330	4,584	4,783	4,974
Foster Care	82	86	101	105	114
Education	57	50	50	50	50
<b>Total State Share Medicaid (All Agencies)</b>	<b>22,676</b>	<b>23,711</b>	<b>24,575</b>	<b>25,789</b>	<b>26,764</b>
Annual \$ Change		1,035	864	1,214	975
Annual % Change		4.6%	3.6%	4.9%	3.8%
<b>Essential Plan<sup>3</sup></b>	<b>313</b>	<b>179</b>	<b>458</b>	<b>473</b>	<b>483</b>

<sup>1</sup> DOH spending in the Financial Plan includes certain items that are excluded from the indexed provisions of the Medicaid Global Cap. This includes administrative costs, such as the takeover of local administrative responsibilities; the decision of Monroe County to participate in the Medicaid local cap program, rather than continuing the sales tax intercept option; increased Federal Financial Participation that became effective in January 2014; and minimum wage increases.

<sup>2</sup> Tobacco MSA proceeds will be deposited directly to the MMIS Escrow Fund to cover total State share support for Medicaid.

<sup>3</sup> The EP is not a Medicaid program; however, State-funded resources for the EP are managed under the Medicaid Global Cap.

The State share of DOH Medicaid spending is financed by a combination of the General Fund, HCRA resources, indigent care support, provider assessment revenue, and tobacco settlement proceeds. The following table provides information on the financing sources for State Medicaid spending. (More information on HCRA can be found in the section entitled "HCRA Financial Plan.")

State Financial Plan Projections  
Fiscal Years 2018 Through 2021

DEPARTMENT OF HEALTH MEDICAID <sup>1</sup> (millions of dollars)									
	FY 2017 Results	FY 2018 Updated	Change	FY 2019 Projected	Change	FY 2020 Projected	Change	FY 2021 Projected	Change
<b>STATE OPERATING FUNDS</b>	<b>22,989</b>	<b>23,890</b>	<b>3.9%</b>	<b>25,033</b>	<b>4.8%</b>	<b>26,262</b>	<b>4.9%</b>	<b>27,247</b>	<b>3.8%</b>
<b>Department of Health Medicaid</b>	<b>18,548</b>	<b>19,424</b>	<b>4.7%</b>	<b>20,298</b>	<b>4.5%</b>	<b>21,324</b>	<b>5.1%</b>	<b>22,109</b>	<b>3.7%</b>
General Fund - DOH Medicaid Local	<u>12,178</u>	<u>13,284</u>	<u>9.1%</u>	<u>13,872</u>	<u>4.4%</u>	<u>14,953</u>	<u>7.8%</u>	<u>15,794</u>	<u>5.6%</u>
DOH Medicaid	10,457	11,150	6.6%	11,516	3.3%	12,154	5.5%	12,812	5.4%
Mental Hygiene - Global Cap Adjustment <sup>2</sup>	1,125	1,247	10.8%	1,189	-4.7%	1,188	-0.1%	1,188	0.0%
Minimum Wage	44	255	479.5%	579	127.1%	838	44.7%	882	5.3%
Local Growth Takeover (Zero Growth Phase-in) <sup>3</sup>	552	735	33.2%	917	24.8%	1,100	20.0%	1,283	16.6%
MSA Payments (Share of Local Growth) <sup>4</sup>	0	(103)	0.0%	(329)	-219.4%	(327)	0.6%	(371)	-13.5%
General Fund - DOH Medicaid State Ops	261	345	32.2%	404	17.1%	434	7.4%	450	3.7%
General Fund - Essential Plan	<u>313</u>	<u>179</u>	<u>-42.8%</u>	<u>458</u>	<u>155.9%</u>	<u>473</u>	<u>3.3%</u>	<u>483</u>	<u>2.1%</u>
Local Assistance	269	82	-69.5%	355	332.9%	365	2.8%	375	2.7%
State Operations	44	97	120.5%	103	6.2%	108	4.9%	108	0.0%
Other State Funds - DOH Medicaid Local	<u>5,796</u>	<u>5,616</u>	<u>-3.1%</u>	<u>5,564</u>	<u>-0.9%</u>	<u>5,464</u>	<u>-1.8%</u>	<u>5,382</u>	<u>-1.5%</u>
HCRA Financing	3,981	3,893	-2.2%	3,840	-1.4%	3,740	-2.6%	3,657	-2.2%
Indigent Care Support	965	892	-7.6%	892	0.0%	892	0.0%	892	0.0%
Provider Assessment Revenue	850	831	-2.2%	832	0.1%	832	0.0%	833	0.1%
Other State Agency Medicaid Spending	4,441	4,466	0.6%	4,735	6.0%	4,938	4.3%	5,138	4.1%
USE OF MSA PAYMENTS (Share of Local Growth) <sup>4</sup>	0	103	0.0%	329	219.4%	327	-0.6%	371	13.5%
<b>LOCAL SHARE OF MEDICAID<sup>5,6</sup></b>	<b>8,343</b>	<b>8,049</b>	<b>-3.5%</b>	<b>8,095</b>	<b>0.6%</b>	<b>8,025</b>	<b>-0.9%</b>	<b>8,054</b>	<b>0.4%</b>
<b>FEDERAL SHARE OF MEDICAID</b>	<b>37,719</b>	<b>40,161</b>	<b>6.5%</b>	<b>41,484</b>	<b>3.3%</b>	<b>42,738</b>	<b>3.0%</b>	<b>43,381</b>	<b>1.5%</b>
DOH Medicaid	34,462	36,631	6.3%	37,379	2.0%	38,260	2.4%	38,440	0.5%
Essential Plan	3,257	3,530	8.4%	4,105	16.3%	4,478	9.1%	4,941	10.3%
<b>ALL FUNDING SOURCES</b>	<b>69,051</b>	<b>72,203</b>	<b>4.6%</b>	<b>74,941</b>	<b>3.8%</b>	<b>77,352</b>	<b>3.2%</b>	<b>79,053</b>	<b>2.2%</b>

<sup>1</sup> The EP is not a Medicaid program; however, State funded resources for EP are managed under the Medicaid Global Cap.  
<sup>2</sup> The DOH Medicaid budget includes resources to fund a portion of Medicaid-related Mental Hygiene program costs under the Global Cap.  
<sup>3</sup> As of County Year (CY) 2015 the full share of local Medicaid services growth has been financed with State resources.  
<sup>4</sup> MSA payments will be deposited directly to the MMIS Escrow Fund to cover a portion of the State's share of local Medicaid growth.  
<sup>5</sup> The Local Share of Medicaid is paid by the Local Social Service Districts (counties), and is not included in the State's All Governmental Funds disbursement totals.  
<sup>6</sup> Fluctuation in the local share of Medicaid is related to certain supplemental payments made by local districts. Local Medicaid services payments are capped at CY 2015 levels.

Projected financial impacts associated with the QHP portion of the NYSOH insurance exchange have been increased by \$2 million in FY 2018, decreased by \$7 million per year in FY 2019 and FY 2020, and decreased by \$14 million in FY 2021. These changes reflect updated assumptions based on actual enrollment and utilization levels. Other non-QHP portions of the NYSOH insurance exchange, including those associated with EP enrollment, have been adjusted to reflect net cost increases over the multi-year plan. These non-QHP re-estimates will be managed within the Global Cap without Financial Plan impact.



# State Financial Plan Projections Fiscal Years 2018 Through 2021

With the retirement of all of the State's tobacco securitization bonds on June 1, 2017, MSA payments will be used to fund a portion of the non-Federal share of annual Medicaid growth formerly borne by local governments, which the State now pays on behalf of local governments. The use of MSA payments will not affect total funding for the Medicaid program, but is expected to provide Financial Plan relief through lower annual General Fund Medicaid disbursements. The table below lists the adjusted funding shares.

FUNDING SOURCES FOR STATE MEDICAID CONTRIBUTIONS (millions of dollars)					
	FY 2017 Results	FY 2018 Updated	FY 2019 Projected	FY 2020 Projected	FY 2021 Projected
<b>State Share Support</b>	<b><u>22,989</u></b>	<b><u>23,993</u></b>	<b><u>25,362</u></b>	<b><u>26,589</u></b>	<b><u>27,618</u></b>
State Funds Medicaid Disbursements <sup>1</sup>	22,989	23,890	25,033	26,262	27,247
MSA Payments (Local Growth)	0	103	329	327	371

<sup>1</sup> The EP is not a Medicaid program; however, State funded resources for EP are managed under the Medicaid Global Cap.

The Updated Financial Plan provides General Fund support to the Global Cap to fund the costs of the regionally-based, multi-year increase in the statewide minimum wage, including the impact of legislation (Chapter 56 of the Laws of 2016) which ensures that rates for the total compensation for home health care workers in Westchester, New York, Nassau, and Suffolk counties will be increased commensurate with the schedule of statutory minimum wage increases.<sup>15</sup> The impact of these Minimum wage initiatives is projected to increase annual Medicaid spending above statutory Global Cap limits by \$255 million in FY 2018; \$579 million in FY 2019; \$838 million in FY 2020; and \$882 million in FY 2021.

Fluctuation in enrollment, costs of provider health care services, and health care utilization levels are among factors that drive higher Medicaid spending within the Global Cap. The number of Medicaid recipients are expected to reach about 6.2 million by the end of FY 2018, a slight increase from FY 2017.

<sup>15</sup> Home health care workers in New York City and certain counties receive a benefit portion of total compensation in addition to their wage based compensation rate levels (\$4.09 for New York City; \$3.22 for Westchester, Nassau, and Suffolk counties), resulting in total compensation which otherwise would have exceeded minimum wage levels and therefore was not factored into previous cost analysis. The impact of this legislation, however, effectively exempts the benefit portion of total compensation from the minimum wage calculation and ensures that home health care workers in these counties will receive incremental growth in wage compensation commensurate to the new minimum wage schedule.

The ability to offset rising costs within the Medicaid Global Cap exists through the Medicaid integrity and efficiency initiative, which was authorized in the FY 2017 Enacted Budget. Upon election by a local service district to participate in this initiative, DOH and such local service district may formulate a plan to achieve new audit recoveries, efficiencies and other cost avoidance measures to provide savings. Financial Plan savings associated with the Medicaid program are realized through the Mental Hygiene Global Cap Adjustment, which finances certain OPWDD-related Medicaid costs available under the Global Cap, as noted above.

With the current presidential administration and Congress, many of the policies that drive Federal aid are subject to change. It is not possible at this time to assess the potential fiscal impact of policies that may be proposed and adopted by the current administration and Congress. The FY 2018 Enacted Budget includes Federal flexibility provisions to allow for the management of reductions of \$850 million or more in Federal funding for the State's Medicaid program during FY 2018. Management of such reduction levels would occur only through actions within the State's Medicaid program.

### Essential Plan (EP)

The EP is a health insurance program which receives Federal subsidies authorized through the ACA. The FY 2015 Enacted Budget authorized the State to participate in the EP, which includes health insurance coverage for certain legally residing immigrants previously receiving State-only Medicaid coverage. Individuals who meet the EP eligibility standards are enrolled through the NYSOH insurance exchange, with the cost of insurance premiums subsidized by the State and Federal governments. When fully implemented, approximately 90 percent of program expenditures are expected to be paid by the Federal government.

ESSENTIAL PLAN (millions of dollars)									
	FY 2017 Results	FY 2018 Updated	Change	FY 2019 Projected	Change	FY 2020 Projected	Change	FY 2021 Projected	Change
<b>TOTAL ALL FUNDS SPENDING</b>	<b>3,570</b>	<b>3,709</b>	<b>3.9%</b>	<b>4,563</b>	<b>23.0%</b>	<b>4,951</b>	<b>8.5%</b>	<b>5,424</b>	<b>9.6%</b>
<b>State Operating Funds</b>	<b>313</b>	<b>179</b>	<b>-42.8%</b>	<b>458</b>	<b>155.9%</b>	<b>473</b>	<b>3.3%</b>	<b>483</b>	<b>2.1%</b>
Local Assistance	269	82	-69.5%	355	332.9%	365	2.8%	375	2.7%
State Operations	44	97	120.5%	103	6.2%	108	4.9%	108	0.0%
<b>Federal Operating Funds</b>	<b>3,257</b>	<b>3,530</b>	<b>8.4%</b>	<b>4,105</b>	<b>16.3%</b>	<b>4,478</b>	<b>9.1%</b>	<b>4,941</b>	<b>10.3%</b>

EP program spending has been revised downward by \$349 million in FY 2018 to reflect a mix of factors, including stabilizing enrollment trends. In addition, growth in the marketplace premium index for the Federal reimbursement rate is outpacing growth in the premium index for the State reimbursement rate, thus contributing to the anticipation of a greater share of base program expenses being funded from Federal resources in the current year. The EP program savings will be managed by DOH to ensure balance related to other potential cost drivers within the Global Cap.

The Updated Financial Plan also reflects increased funding of \$24 million in FY 2018, \$27 million in FY 2019, \$21 million in FY 2020 and \$16 million in FY 2021 for the EP portion of the NYSOH insurance exchange due to program utilization; and \$12 million for non-NYSOH insurance exchange State operations costs in FYs 2018 - 2021.

State costs associated with the EP program and related savings are managed within the total available resources of the Medicaid Global Cap. This includes a portion of spending associated with increasing EP enrollment in part, reflecting the transition of certain individuals from the Medicaid program to the EP program based on changes in income levels.

With the current presidential administration and Congress, many of the policies that drive Federal aid are subject to change. It is not possible at this time to assess the potential fiscal impact of policies that may be proposed and adopted by the current administration and Congress. The FY 2018 Enacted Budget includes authorization to develop a mitigation plan to offset the impact of significant Federal funding reductions.

### Public Health/Aging Programs

Public Health includes the CHP program that finances health insurance coverage for children of low-income families, up to the age of 19; the General Public Health Work (GPHW) program that reimburses local health departments for the cost of providing certain public health services; the Elderly Pharmaceutical Insurance Coverage (EPIC) program that provides prescription drug insurance to seniors; and the Early Intervention (EI) program that pays for services to infants and toddlers under the age of three, with disabilities or developmental delays. Many public health programs, such as EI and GPHW programs, are run by county health departments that are reimbursed by the State for a share of program costs. State spending projections do not include the county share of public health costs. In addition, a significant portion of HCRA spending is included under the Public Health budget.

The State Office for the Aging (SOFA) promotes and administers programs and services for New Yorkers 60 years of age and older. SOFA primarily oversees community-based services (including in-home services and nutrition assistance) provided through a network of county Area Agencies on Aging (AAA) and local providers.

PUBLIC HEALTH AND AGING (millions of dollars)									
	FY 2017 Results	FY 2018 Updated	Change	FY 2019 Projected	Change	FY 2020 Projected	Change	FY 2021 Projected	Change
<b>TOTAL STATE OPERATING FUNDS</b>	1,640	1,647	0.4%	1,704	3.5%	1,840	8.0%	1,976	7.4%
<b>Public Health</b>	1,515	1,524	0.6%	1,579	3.6%	1,710	8.3%	1,841	7.7%
Child Health Plus	219	256	16.9%	296	15.6%	413	39.5%	537	30.0%
General Public Health Work	194	198	2.1%	200	1.0%	204	2.0%	208	2.0%
EPIC	132	130	-1.5%	128	-1.5%	128	0.0%	128	0.0%
Early Intervention	173	175	1.2%	173	-1.1%	173	0.0%	165	-4.6%
HCRA Program	405	400	-1.2%	399	-0.3%	398	-0.3%	398	0.0%
All Other	392	365	-6.9%	383	4.9%	394	2.9%	405	2.8%
<b>Aging</b>	125	123	-1.6%	125	1.6%	130	4.0%	135	3.8%

Declining spending for HCRA and other health programs is partly affected by funding Roswell Park Cancer Institute (RPCI) from capital projects funds. Outyear increases are driven largely by anticipated growth in Cost-of-Living Adjustment (COLA) funding. The decline is also driven by a shift of funding for the Medicaid Utilization Review Program under the Medicaid Global Cap.

The Updated Financial Plan includes additional funding of \$22 million in FY 2018, \$46 million in FY 2019, and \$33 million in FY 2020 for the CHP program to address local enrollment increases. CHP spending is also anticipated to increase significantly in FY 2020, due to the September 2019 expiration of enhanced Federal support currently provided through the ACA. Growth in FY 2021 reflects the full annual impact of the expiration of enhanced Federal support.

Reduced expenses for Statewide Health Information Network for New York (SHIN-NY)/All Payer Database (APD) are due to lower than anticipated utilization of non-capital funds, and reduced expenses for EPIC is a result of lower than anticipated claims. Additional funding for the Spinal Cord Injury Research Program, Quality of Care Improvement Program, Breast Cancer Research program, Alzheimer's Research program and the Sickle Cell program has been added to the FY 2018 spending estimates based on updated program needs.

## HCRA Financial Plan

HCRA was established in 1996 to help fund a portion of State health care activities. Extensions and modifications to HCRA have financed new health care programs, including Family Health Plus (FHP) and CHP. HCRA has also provided additional funding for the health care industry, including investments in worker recruitment and retention, and Doctors Across New York program. HCRA authorization is extended through FY 2020, pursuant to legislation included in the FY 2018 Enacted Budget.

HCRA receipts include surcharges and assessments on hospital revenues, a “covered lives” assessment paid by insurance carriers, and a portion of cigarette tax revenues. In total, HCRA resources are used to fund roughly 25 percent of the State share of Medicaid, as well as CHP, EPIC, Physician Excess Medical Malpractice Insurance, and Indigent Care payments (the latter of which provides funding to hospitals serving a disproportionate share of individuals without health insurance).

HCRA FINANCIAL PLAN FY 2017 THROUGH FY 2021					
(millions of dollars)					
	FY 2017 Results	FY 2018 Updated	FY 2019 Projected	FY 2020 Projected	FY 2021 Projected
<b>OPENING BALANCE</b>	<b>78</b>	<b>12</b>	<b>0</b>	<b>0</b>	<b>0</b>
<b>TOTAL RECEIPTS</b>	<b>5,799</b>	<b>5,772</b>	<b>5,796</b>	<b>5,817</b>	<b>5,788</b>
Surcharges	3,262	3,311	3,369	3,428	3,496
Covered Lives Assessment	1,161	1,110	1,110	1,110	1,045
Cigarette Tax Revenue	876	847	816	781	748
Hospital Assessments	412	424	424	424	424
NYC Cigarette Tax Transfer/Other	88	80	77	74	75
<b>TOTAL DISBURSEMENTS AND TRANSERS</b>	<b>5,865</b>	<b>5,784</b>	<b>5,796</b>	<b>5,817</b>	<b>5,788</b>
Medicaid Assistance Account <sup>1</sup>	3,981	3,893	3,840	3,740	3,657
Medicaid Costs	3,784	3,696	3,643	3,543	3,460
Workforce Recruitment & Retention	197	197	197	197	197
Hospital Indigent Care	965	892	892	892	892
HCRA Program Account	413	408	407	407	406
Child Health Plus	223	261	301	418	543
Elderly Pharmaceutical Insurance Coverage	143	142	140	140	140
SHIN-NY/APCD	10	38	40	40	0
All Other	130	150	176	180	150
<b>ANNUAL OPERATING SURPLUS/(DEFICIT)</b>	<b>(66)</b>	<b>(12)</b>	<b>0</b>	<b>0</b>	<b>0</b>
<b>CLOSING BALANCE</b>	<b>12</b>	<b>0</b>	<b>0</b>	<b>0</b>	<b>0</b>

<sup>1</sup> NYSOH spending will be financed with available HCRA resources through the Medicaid program.

Beginning in FY 2018, total HCRA receipts are forecasted to grow moderately through FY 2020, due primarily to higher surcharge collections generated from continued growth in health care utilization levels. The level of annual growth forecast for total HCRA revenue through the remainder of the multi-year planning period mainly reflects increases consistent with historic collection patterns. Continued outyear declines for cigarette tax collections, attributable to declining taxable consumption, partly offsets total HCRA receipts growth.

The Updated Financial Plan reflects the inclusion of a three-year extension of program support, estimated at \$38 million in FY 2018, and \$40 million in FYs 2019 - 2020, for the SHIN-NY/APD infrastructure development initiative to improve informational and data capabilities associated with claiming records.

Additional CHP program spending of \$22 million in FY 2018, \$46 million in FY 2019 and \$33 million in FY 2020 is reflected in the Updated Financial Plan due to increasing enrollment trends. State operations expenses related to the Children's Health Insurance Program (CHIP) portion of the NYSOH insurance exchange have been updated to reflect slight cost increases in FYs 2018 – 2021. Enhanced Federal funding provided through the ACA is scheduled to expire after September 30, 2019, driving significant State funds cost increases beginning in FY 2020.

HCRA is expected to remain in balance over the multi-year projection period. Under the current HCRA appropriation structure, spending reductions will occur if resources are insufficient to meet spending levels. Any potential spending reductions could affect General Fund Medicaid funding or HCRA programs. Conversely, any unanticipated balances or excess resources in HCRA are expected to fund Medicaid costs that would otherwise be paid from the General Fund.

## Mental Hygiene

The Department of Mental Hygiene is comprised of OPWDD, Office of Mental Health (OMH), Office of Alcoholism and Substance Abuse Services (OASAS), the Developmental Disabilities Planning Council (DDPC), and the Justice Center for the Protection of People with Special Needs (Justice Center). Services are administered to adults with serious mental illness; children with serious emotional disturbances; individuals with developmental disabilities and their families; persons with chemical dependencies; and individuals with compulsive gambling problems.

These agencies provide services directly to their clients through State-operated facilities, and indirectly through community service providers. The costs associated with providing these services are supported by reimbursement from Medicaid, Medicare, third-party insurance and State funding. Patient care revenues are pledged first to the payment of debt service on outstanding mental hygiene bonds, which were issued to finance infrastructure improvements at State mental hygiene facilities, with the remaining revenue used to support State operating costs.

<b>MENTAL HYGIENE</b> (millions of dollars)									
	FY 2017	FY 2018		FY 2019		FY 2020		FY 2021	
	Results	Updated	Change	Projected	Change	Projected	Change	Projected	Change
<b>TOTAL STATE OPERATING FUNDS</b>	<b>2,461</b>	<b>2,487</b>	<b>1.1%</b>	<b>2,955</b>	<b>18.8%</b>	<b>3,234</b>	<b>9.4%</b>	<b>3,447</b>	<b>6.6%</b>
<b>People with Developmental Disabilities</b>	<b>2,208</b>	<b>2,283</b>	<b>3.4%</b>	<b>2,476</b>	<b>8.5%</b>	<b>2,657</b>	<b>7.3%</b>	<b>2,812</b>	<b>5.8%</b>
Residential Services	1,334	1,379	3.4%	1,496	8.5%	1,605	7.3%	1,698	5.8%
Day Programs	554	573	3.4%	621	8.4%	666	7.2%	706	6.0%
Clinic	24	25	4.2%	27	8.0%	29	7.4%	30	3.4%
All Other Local/Resources	296	306	3.4%	332	8.5%	357	7.5%	378	5.9%
<b>Mental Health</b>	<b>1,187</b>	<b>1,205</b>	<b>1.5%</b>	<b>1,395</b>	<b>15.8%</b>	<b>1,480</b>	<b>6.1%</b>	<b>1,532</b>	<b>3.5%</b>
Adult Local Services	952	962	1.1%	1,117	16.1%	1,187	6.3%	1,229	3.5%
Children Local Services	235	243	3.4%	278	14.4%	293	5.4%	303	3.4%
<b>Alcohol and Substance Abuse</b>	<b>304</b>	<b>334</b>	<b>9.9%</b>	<b>351</b>	<b>5.1%</b>	<b>373</b>	<b>6.3%</b>	<b>387</b>	<b>3.8%</b>
Outpatient/Methadone	117	128	9.4%	135	5.5%	143	5.9%	148	3.5%
Residential	120	132	10.0%	139	5.3%	148	6.5%	153	3.4%
Prevention and Program Support	58	64	10.3%	67	4.7%	71	6.0%	74	4.2%
Crisis	9	10	11.1%	10	0.0%	11	10.0%	12	9.1%
<b>Justice Center</b>	<b>1</b>	<b>1</b>	<b>0.0%</b>	<b>1</b>	<b>0.0%</b>	<b>1</b>	<b>0.0%</b>	<b>1</b>	<b>0.0%</b>
<b>SUBTOTAL BEFORE ADJUSTMENTS</b>	<b>3,700</b>	<b>3,823</b>	<b>3.3%</b>	<b>4,223</b>	<b>10.5%</b>	<b>4,511</b>	<b>6.8%</b>	<b>4,732</b>	<b>4.9%</b>
<b>OPWDD Offsets and Recoupments<sup>1</sup></b>	<b>(1,239)</b>	<b>(1,336)</b>	<b>-7.8%</b>	<b>(1,268)</b>	<b>5.1%</b>	<b>(1,277)</b>	<b>-0.7%</b>	<b>(1,285)</b>	<b>-0.6%</b>

<sup>1</sup> Includes the DOH Global Cap Adjustment (\$1.1 billion in FY 2017 and \$1.2 billion in FYs 2018-2021), and other offsets and recoupment actions to reduce net expenses.

Local assistance accounts for approximately 40 percent of total mental hygiene spending from State Operating Funds, and is projected to grow by an average rate of 8.9 percent annually. The main factors driving this level of growth are enhancements in community mental health services; enhancements in community-based employment and residential opportunities for individuals with disabilities; and new or increased funding not-for-profit providers for growth in employee wages related to minimum wage increases.

The FY 2018 Enacted Budget provides approximately \$124 million in increased local assistance funding for mental hygiene agencies. The spending increase is largely related to new community investments in OPWDD and OMH, as individuals are transitioned from State-operated services to community-integrated settings; new service investments in the OPWDD system, including funding to promote access to vital supports and services for individuals aging out of their educational settings or moving from home; community reinvestment for individuals relocating from institutional settings; expansion of the Systemic Therapeutic Assessment Respite and Treatment (START) model to downstate and funding to support the direct cost of minimum wage increases; transition of new residential beds opening in the mental health provider community; and funding in OASAS to address the heroin and opioid crisis.

The FY 2018 Enacted Budget also provides funding to support a 6.5 percent raise over the next two years for direct care workers, and a 3.25 percent raise for clinical workers serving the mental hygiene community, both aimed at assisting non-profits in the recruitment and retention of employees. Partly offsetting these cost increases is a deferral of the statutory COLA in FY 2018 and FY 2019.

The additional funding increase is offset by technical adjustments to the Medicaid Global Cap, as a greater share of OPWDD-related spending will be financed from Global Cap resources. These technical adjustments have no impact on service delivery or operations of OMH, OPWDD, OASAS or the Justice Center.

State Funds local assistance spending for mental hygiene services is expected to increase in FY 2019 relative to the current-year projections due primarily to continued investments in community services.

The Updated Financial Plan reflects state operations savings associated with the transition of certain State-operated inpatient and supported residential placements, to integrated community-based settings where individual service needs can be sized more appropriately and provided more cost-efficiently, as noted above.



## Social Services

## Office of Temporary and Disability Assistance (OTDA)

OTDA local assistance programs provide cash benefits and supportive services to low-income families. The State's three main programs include Family Assistance, Safety Net Assistance and Supplemental Security Income (SSI). The Family Assistance program, funded by the Federal government, provides time-limited cash assistance to eligible families. The Safety Net Assistance program, financed by the State and local districts, provides cash assistance for single adults, childless couples, and families that have exhausted their five-year limit on Family Assistance imposed by Federal law. The State SSI Supplementation program provides a supplement to the Federal SSI benefit for the elderly, visually handicapped, and disabled.

TEMPORARY AND DISABILITY ASSISTANCE (millions of dollars)									
	FY 2017 Results	FY 2018 Updated	Change	FY 2019 Projected	Change	FY 2020 Projected	Change	FY 2021 Projected	Change
<b>TOTAL STATE OPERATING FUNDS</b>	<b>1,220</b>	<b>1,316</b>	<b>7.9%</b>	<b>1,345</b>	<b>2.2%</b>	<b>1,356</b>	<b>0.8%</b>	<b>1,359</b>	<b>0.2%</b>
SSI	645	658	2.0%	661	0.5%	663	0.3%	667	0.6%
Public Assistance Benefits	474	526	11.0%	545	3.6%	545	0.0%	541	-0.7%
Public Assistance Initiatives	11	26	136.4%	33	26.9%	33	0.0%	33	0.0%
All Other	90	106	17.8%	106	0.0%	115	8.5%	118	2.6%

OTDA spending on SSI is projected to increase between FY 2017 and FY 2018 and to continue to increase gradually over the course of the multi-year Financial Plan due to updated caseload projections. Public assistance benefits spending is projected to increase from FY 2017 to FY 2018 based on an update to DOB's caseload models, with DOB projecting a total of 558,720 recipients in FY 2018. Approximately 230,387 families are expected to receive benefits through the Family Assistance program in FY 2018, a decrease of 1.9 percent from FY 2017. The Safety Net caseload for families is projected at 121,194 in FY 2018, a decrease of 1.7 percent from FY 2017. The caseload for single adults/childless couples supported through the Safety Net program is projected at 207,139 in FY 2018, an increase of 1.1 percent from FY 2017.

Spending in public assistance will increase from FY 2017 to FY 2018 due to a variety of factors including the expansion of HIV/AIDS Services Administration (HASA) benefits to all public assistance recipients living in New York City, and increased costs associated with litigation proceedings that will increase Safety Net Assistance expenditures. Growth is expected to be more gradual in the outyears.

## Office of Children and Family Services (OCFS)

OCFS provides funding for foster care, adoption, child protective services, preventive services, delinquency prevention, and child care. OCFS oversees the State's system of family support and child welfare services administered by local social services departments and community-based organizations. Specifically, child welfare services, which are financed jointly by the Federal government, the State, and local districts, are structured to encourage local governments to invest in preventive services for reducing out-of-home placement of children. In addition, the Child Care Block Grant, which is also financed by a combination of Federal, State and local sources, supports child care subsidies for public assistance and low-income families.

CHILDREN AND FAMILY SERVICES									
(millions of dollars)									
	FY 2017	FY 2018	FY 2019		FY 2020		FY 2021		Change
	Results	Updated	Change	Projected	Change	Projected	Change	Projected	
<b>TOTAL STATE OPERATING FUNDS</b>	<b>1,715</b>	<b>1,653</b>	<b>-3.6%</b>	<b>1,711</b>	<b>-3.5%</b>	<b>1,847</b>	<b>7.9%</b>	<b>1,917</b>	<b>3.8%</b>
Child Welfare Service	551	472	-14.3%	482	2.1%	491	1.9%	501	2.0%
Foster Care Block Grant	446	388	-13.0%	393	1.3%	399	1.5%	405	1.5%
Adoption	150	144	-4.0%	143	-0.7%	141	-1.4%	135	-4.3%
Day Care	203	262	29.1%	234	-10.7%	235	0.4%	236	0.4%
Youth Programs	100	147	47.0%	182	23.8%	294	61.5%	339	15.3%
Medicaid	82	86	4.9%	101	17.4%	105	4.0%	114	8.6%
Committees on Special Education	50	26	-48.0%	27	3.8%	30	11.1%	33	10.0%
Adult Protective/Domestic Violence	43	33	-23.3%	35	6.1%	36	2.9%	38	5.6%
All Other	90	95	5.6%	114	20.0%	116	1.8%	116	0.0%

OCFS State Operating Funds spending is projected to decline from FY 2017 to FY 2018 due to a variety of factors, including restructuring the financing approach for foster care tuition and residential school placements of children with special needs in New York City; adjustments to the State share reimbursement under the Foster Care Block Grant to an estimated 50 percent, net of Federal funding; and the elimination of the planned Human Services COLA in FY 2018.

Spending is projected to increase in FY 2019 and into the outyears, primarily due to implementation of the "Raise the Age" initiative, which will increase the age limit of juvenile jurisdiction from 16 to 18.

## Transportation

In FY 2018, the State will provide approximately \$5 billion in operating aid to mass transit systems, funded mainly from various dedicated taxes and fees. The MTA, the nation's largest transit and commuter rail system, receives the majority of this aid. The MTA receives additional, exclusive operating support from the MTA Financial Assistance Fund, authorized in May 2009 to collect regional taxes and fees imposed within the Metropolitan Commuter Transportation District (MCTD). The State collects these taxes and fees on behalf of, and disburses the entire amount to, the MTA. Pursuant to legislation enacted in December 2011, the MTA payroll tax was eliminated for all elementary and secondary schools and small business operators within the MCTD. The General Fund provides additional annual support to the MTA, subject to appropriation, to partially offset this revenue loss.

TRANSPORTATION (millions of dollars)									
	FY 2017 Results	FY 2018 Updated	Change	FY 2019 Projected	Change	FY 2020 Projected	Change	FY 2021 Projected	Change
<b>STATE OPERATING FUNDS SUPPORT</b>	<b>4,977</b>	<b>5,027</b>	<b>1.0%</b>	<b>5,078</b>	<b>1.0%</b>	<b>5,174</b>	<b>1.9%</b>	<b>5,239</b>	<b>1.3%</b>
Mass Transit Operating Aid:	<u>2,279</u>	<u>2,282</u>	<u>0.1%</u>	<u>2,282</u>	<u>0.0%</u>	<u>2,282</u>	<u>0.0%</u>	<u>2,282</u>	<u>0.0%</u>
Metro Mass Transit Aid	2,152	2,152	0.0%	2,152	0.0%	2,152	0.0%	2,152	0.0%
Public Transit Aid	83	86	3.6%	86	0.0%	86	0.0%	86	0.0%
18-b General Fund Aid	19	19	0.0%	19	0.0%	19	0.0%	19	0.0%
School Fare	25	25	0.0%	25	0.0%	25	0.0%	25	0.0%
Mobility Tax and MTA Aid Trust	1,967	2,005	1.9%	2,063	2.9%	2,159	4.7%	2,223	3.0%
Dedicated Mass Transit	669	668	-0.1%	676	1.2%	676	0.0%	677	0.1%
AMTAP	62	70	12.9%	57	-18.6%	57	0.0%	57	0.0%
All Other	0	2	0.0%	0	-100.0%	0	0.0%	0	0.0%

Projected operating aid to the MTA and other transit systems reflects the current receipts forecast and timing associated with the availability of resources. The Updated Financial Plan includes revised spending estimates for transit assistance in each year to reflect the most recent revenue forecast assumptions. Funding is also included for Department of Motor Vehicles (DMV) county special traffic options programs for driving while intoxicated.

## Local Government Assistance

Direct aid to local governments includes the Aid and Incentives for Municipalities (AIM) program, which was created in FY 2006 to consolidate various unrestricted local aid funding streams; miscellaneous financial assistance for certain counties, towns, and villages; and efficiency-based incentive grants provided to local governments.

LOCAL GOVERNMENT ASSISTANCE - AIM PROGRAM (millions of dollars)									
	FY 2017	FY 2018	FY 2019		FY 2020		FY 2021		
	Results	Updated	Change	Projected	Change	Projected	Change	Projected	
<b>TOTAL STATE OPERATING FUNDS</b>	<b>715</b>	<b>723</b>	<b>1.1%</b>	<b>763</b>	<b>5.5%</b>	<b>763</b>	<b>0.0%</b>	<b>763</b>	<b>0.0%</b>
Big Four Cities	429	429	0.0%	429	0.0%	429	0.0%	429	0.0%
Other Cities	218	218	0.0%	218	0.0%	218	0.0%	218	0.0%
Towns and Villages	68	68	0.0%	68	0.0%	68	0.0%	68	0.0%
Restructuring/Efficiency	0	8	100.0%	48	500.0%	48	0.0%	48	0.0%

State Operating Funds spending for the various efficiency and restructuring grants within the AIM program is projected to grow modestly from FY 2017 to FY 2018, due to revisions in the timing of spending. Additional increases in the outyears reflect potential awards from the Financial Restructuring Board for Local Governments.

## Agency Operations

Agency operating costs consist of Personal Service (PS), Non-Personal Service (NPS), and GSCs. PS includes the salaries of State employees of the Executive, Legislative, and Judicial branches, as well as the salaries of temporary/seasonal employees. NPS includes real estate rentals, utilities, contractual payments (i.e., consultants, Information Technology (IT), and professional business services), supplies and materials, equipment, and telephone service. GSCs, which are discussed separately, reflect the cost of fringe benefits (i.e., pensions, health insurance) provided to State employees and retirees of the Executive, Legislative and Judicial branches, and certain fixed costs paid by the State, such as taxes on public lands and litigations. Certain agency operating costs of the DOT and DMV are included in the capital projects fund type and are not reflected in State Operating Funds. The PS estimates reflect current negotiated collective bargaining agreements.

Approximately 94 percent of the State workforce is unionized. The largest unions include CSEA, which represents office support staff and administrative personnel, machine operators, skilled trade workers, and therapeutic and custodial care staff; PEF, which represents professional and technical personnel (attorneys, nurses, accountants, engineers, social workers, and institution teachers); UUP, which represents faculty and nonteaching professional staff within the State University system; and NYSCOPBA, which represents security personnel (correction officers, safety and security officers).

The following table presents certain variables used in preparing the spending projections for agency operations.

FORECAST OF SELECTED PROGRAM MEASURES AFFECTING PERSONAL SERVICE AND FRINGE BENEFITS					
	FY 2017	FY 2018	Forecast		
	Results	Updated	FY 2019 Projected	FY 2020 Projected	FY 2021 Projected
Negotiated Base Salary Increases <sup>1</sup>					
Council 82/UUP/DC-37/NYSCOPBA/PBANYS	TBD	TBD	TBD	TBD	TBD
PEF/GSEU/MC	2%	2%	2%	TBD	TBD
CSEA <sup>2</sup>	2%	2%	2%	2%	2%
NYSPPA/NYSPIA <sup>3</sup>	1.5%	1.5%	TBD	TBD	TBD
State Workforce <sup>4</sup>	117,907	118,481	TBD	TBD	TBD
ERS Contribution Rate					
Before Amortization <sup>5</sup>	16.6%	16.7%	16.7%	17.4%	19.2%
After Amortization <sup>6</sup>	20.2%	20.5%	20.5%	21.1%	22.8%
PFRS Contribution Rate					
Before Amortization <sup>5</sup>	25.1%	25.3%	25.7%	27.1%	29.7%
After Amortization <sup>6</sup>	28.5%	28.3%	29.3%	30.7%	33.2%
Employee/Retiree Health Insurance Growth Rates	7.0%	7.4%	7.0%	6.8%	6.8%
PS/Fringe as % of Receipts (All Funds Basis)	13.6%	13.3%	13.4%	13.6%	14.2%
<sup>1</sup> Reflects current collective bargaining agreements with settled unions. GSEU requires enactment of paybills. Does not reflect potential impact of future negotiated labor agreements.					
<sup>2</sup> Reflects contract ratified by membership.					
<sup>3</sup> Contracts contain "reopener" language which allows the union to reopen negotiations if any other State bargaining unit receives a general salary increase exceeding 1.5 percent in FY 2017 and in FY 2018.					
<sup>4</sup> Reflects workforce that is subject to direct Executive control.					
<sup>5</sup> Before amortization contribution rate reflects normal and administrative costs, contributions for the Group Life Insurance Plan (GLIP), and Chapter 41 of 2016 veterans' pension credit legislation.					
<sup>6</sup> After amortization contribution rate additionally includes new amortization, if any, and payments on prior amortizations.					

Operating costs for PS/NPS are projected to increase over the Updated Financial Plan period, from \$18.7 billion in FY 2018 to \$20.3 billion in FY 2021. Most executive agencies are expected to hold spending at FY 2017 levels. Increases in later years of the Financial Plan are driven mainly by juvenile justice reform, higher Medicaid administration expenses expected to support the NYSOH insurance exchange as available Federal funding expires, and an additional administrative payroll in FY 2021.

# State Financial Plan Projections Fiscal Years 2018 Through 2021

**STATE OPERATING FUNDS - PERSONAL SERVICE / NON-PERSONAL SERVICE COSTS**

(millions of dollars)

	<b>FY 2017</b>	<b>FY 2018</b>	<b>FY 2019</b>	<b>FY 2020</b>	<b>FY 2021</b>
	<b>Results</b>	<b>Updated</b>	<b>Projected</b>	<b>Projected</b>	<b>Projected</b>
<b>SUBJECT TO DIRECT EXECUTIVE CONTROL</b>	<b>10,019</b>	<b>10,045</b>	<b>10,248</b>	<b>10,538</b>	<b>10,891</b>
Mental Hygiene	2,761	2,744	2,729	2,764	2,808
Corrections and Community Supervision	2,641	2,617	2,620	2,627	2,633
State Police	720	697	671	671	696
Information Technology Services <sup>1</sup>	548	536	560	560	570
Public Health	384	368	366	366	371
Tax and Finance	332	330	329	329	340
Medicaid Admin/EP	305	442	507	543	560
Children and Family Services	250	244	289	375	442
Environmental Conservation	225	211	211	212	218
Financial Services	209	207	207	211	217
Parks, Recreation and Historic Preservation	178	169	169	170	176
General Services	161	144	142	138	139
Gaming	138	115	100	100	101
Temporary and Disability Assistance	138	125	125	132	136
Workers' Compensation Board	139	142	143	145	151
Potential Labor Agreements <sup>2</sup>	0	555	650	765	880
Agency Financial Management Plan	0	(500)	(500)	(500)	(500)
All Other	890	899	930	930	953
<b>UNIVERSITY SYSTEMS</b>	<b>6,097</b>	<b>6,079</b>	<b>6,321</b>	<b>6,487</b>	<b>6,665</b>
State University	6,003	5,962	6,230	6,395	6,572
City University	94	117	91	92	93
<b>INDEPENDENT AGENCIES</b>	<b>319</b>	<b>324</b>	<b>321</b>	<b>324</b>	<b>337</b>
Law	170	175	174	177	184
Audit & Control (OSC)	149	149	147	147	153
<b>TOTAL, EXCLUDING JUDICIARY AND LEGISLATURE</b>	<b>16,435</b>	<b>16,448</b>	<b>16,890</b>	<b>17,349</b>	<b>17,893</b>
Judiciary	2,019	2,066	2,092	2,094	2,151
Legislature	226	226	218	219	219
<b>Statewide Total</b>	<b>18,680</b>	<b>18,740</b>	<b>19,200</b>	<b>19,662</b>	<b>20,263</b>
Personal Service	13,093	12,935	13,180	13,519	14,060
Non-Personal Service	5,587	5,805	6,020	6,143	6,203

<sup>1</sup> Reflects consolidation of IT costs from other agencies within ITS, which does not change total governmental spending.

<sup>2</sup> Includes the five-year settlement with CSEA and excludes the value of a settlement with UUP.

The most significant changes to spending for agency operations include:

- **State Police:** Increased spending is driven by an enhanced presence at the JFK and LaGuardia Airports in order to bolster airport security, deter terrorism and provide additional law enforcement. In addition, State Police initiated a new class of 225 recruits in July 2017. Offsetting these increases are cost reductions primarily reflecting the financing of certain State Police services by the recipients of such services and the reclassification of certain personal service spending related to titles associated with the maintenance and preservation of State assets to Capital Projects Funds.
- **Medicaid Administration/EP:** Increased spending starting in FY 2018 is mainly attributable to moving the QHP component of NYSOH administrative costs into the Global Cap (from HCRA in Public Health), as well as anticipated higher Medicaid costs.
- **Gaming:** A change in the accounting structure related to advertising costs whereby direct payment is made to the vendor instead of reimbursing the Gaming Commission, resulting in lower State Operating Funds spending by the Gaming Commission.
- **Children and Family Services:** The Updated Financial Plan includes additional funding in OCFS to support raising the age of juvenile jurisdiction from 16 to 18 by October 1, 2019.
- **State University:** SUNY spending over the Financial Plan period reflects anticipated operating needs at SUNY campuses and hospitals, supported through campus revenues, State funding and hospital revenues.
- **Judiciary:** The Updated Financial Plan reflects the Judiciary's request to increase operating support, including the addition of 200 non-judicial positions in support of trial court operations, and temporary service funding for acting city, town and village justices.
- **Potential and Settled Labor Agreements:** Reflects costs of the recently negotiated settlement agreements with PEF and extended to unrepresented M/C employees, the costs associated with the five-year settlement with CSEA, and parity with remaining unsettled unions assuming the PEF model.
- **Agency Financial Management Plans:** The Updated Financial Plan includes \$500 million in annual savings that will be allocated to agencies as agency management plans are completed. All Executive agencies have been directed to implement cost-control measures on a recurring basis, starting in FY 2018. Agency plans identifying cost reductions and efficiencies to achieve the targeted savings are expected to be reviewed and approved by DOB prior to implementation, and must preserve funding for core services and strategic initiatives.

## Workforce

In FY 2018, \$12.9 billion or 13.2 percent of the State Operating Funds budget is projected to be spent on PS costs. This funding supports roughly 95,000 FTE employees under direct Executive control; individuals employed by SUNY and CUNY (43,252) and Independent Agencies (18,276); employees paid on a non-annual salaried basis; and overtime pay. Roughly 60 percent of all Executive agency PS spending occurs in three areas: SUNY, the mental hygiene agencies, and the Department of Corrections and Community Supervision (DOCCS).

STATE OPERATING FUNDS		
FY 2018 FTEs <sup>1</sup> AND PERSONAL SERVICE SPENDING BY AGENCY (millions of dollars)		
	Dollars	FTEs
<b>Subject to Direct Executive Control</b>	<b>7,163</b>	<b>94,888</b>
Mental Hygiene Agencies	2,231	32,587
Corrections and Community Supervision	2,052	27,309
State Police	637	5,636
Tax and Finance	270	3,978
Information Technology Services	271	3,406
Health	253	3,693
Environmental Conservation	170	2,124
Children and Family Services	160	2,406
Financial Services	152	1,382
Parks, Recreation and Historic Preservation	124	1,305
Education	88	1,263
Workers' Compensation Board	81	1,165
Temporary and Disability Assistance	69	1,033
General Services	57	907
All Other	548	6,694
<b>University Systems</b>	<b>3,770</b>	<b>43,252</b>
State University	3,694	42,869
City University <sup>2</sup>	76	383
<b>Independent Agencies</b>	<b>2,002</b>	<b>18,276</b>
Law	121	1,583
Audit & Control (OSC)	115	1,603
Judiciary	1,595	15,089
Legislature <sup>3</sup>	171	1
<b>Total</b>	<b>12,935</b>	<b>156,416</b>
<sup>1</sup> FTEs represent the number of annual-salaried full-time filled positions (e.g., one FTE may represent a single employee serving at 100 percent full-time, or a combination of employees serving at less than full-time that, when combined, equal a full-time position). The reported FTEs do not include non-annual salaried positions, such as positions filled on an hourly, per-diem or seasonal basis.		
<sup>2</sup> CUNY employees are funded primarily through an agency trust fund that supports an additional 13,166 FTEs, which are excluded from this table.		
<sup>3</sup> Legislative employees are nonannual salaried and are excluded from this table, with the exception of the Lieutenant Governor, who serves as President of the Senate.		



## General State Charges

Employee fringe benefit payments, many of which are mandated by statute or collective bargaining agreements, include employer contributions for pensions, the State's employer-share of Social Security, health insurance, workers' compensation, unemployment insurance, survivors' benefits fund, employee benefits funds, and dental and vision benefits. The majority of employee fringe benefit costs are paid centrally from statewide appropriations in the GSCs budget.<sup>16</sup> The Judiciary pays its fringe benefit costs directly.

Employee fringe benefits that are paid through GSCs are financed from the General Fund in the first instance, and then partially reimbursed by revenue collected from fringe benefit assessments. The largest reimbursement to the General Fund comes from the mental hygiene agencies, which combined account for nearly half of all payments.

GSCs also include fixed costs for several categories including State payments in lieu of taxes (PILOT), payments for local assessments on State-owned land, and judgments against the State pursuant to the Court of Claims Act.

GSCs are projected to increase at an average annual rate of 6.5 percent over the multi-year Financial Plan period, driven primarily by cost increases for workers' compensation, growing pension contribution levels, and the State's share of costs for employee and retiree health insurance benefits.

In FY 2018, State Operating Funds spending for GSCs is projected to increase by \$425 million (5.6 percent). Health insurance increases reflect rising prescription drug costs, greater use of more expensive specialty drugs for chronic conditions, generic drug price inflation, increased outpatient utilization, and increased inpatient/outpatient utilization in Mental Health. Pension cost increases are driven by actual and forecasted salary base assumptions and the repayment of prior-year amortizations, partially offset by an increase in lower cost Tier 6 entrants.

---

<sup>16</sup> As of July 2015, SUNY Teachers Insurance and Annuity Association - College Retirement Equities Fund (TIAA- CREF) and other SUNY fringe benefit costs are no longer paid directly by SUNY, and have been shifted to the central statewide appropriation.

GENERAL STATE CHARGES (millions of dollars)									
	FY 2017 Results	FY 2018 Updated	Change	FY 2019 Projected	Change	FY 2020 Projected	Change	FY 2021 Projected	Change
<b>TOTAL STATE OPERATING FUNDS</b>	<b>7,634</b>	<b>8,059</b>	<b>5.6%</b>	<b>8,656</b>	<b>7.4%</b>	<b>9,195</b>	<b>6.2%</b>	<b>9,826</b>	<b>6.9%</b>
<b>Fringe Benefits</b>	<b>7,212</b>	<b>7,632</b>	<b>5.8%</b>	<b>8,223</b>	<b>7.7%</b>	<b>8,755</b>	<b>6.5%</b>	<b>9,379</b>	<b>7.1%</b>
Health Insurance	3,708	3,983	7.4%	4,260	7.0%	4,551	6.8%	4,860	6.8%
Pensions	2,446	2,540	3.8%	2,647	4.2%	2,761	4.3%	2,990	8.3%
Social Security	992	992	0.0%	995	0.3%	1,003	0.8%	1,009	0.6%
Workers' Compensation	230	326	41.7%	476	46.0%	591	24.2%	681	15.2%
Employee Benefits	94	95	1.1%	95	0.0%	95	0.0%	95	0.0%
Dental Insurance	64	65	1.6%	65	0.0%	66	1.5%	67	1.5%
Unemployment Insurance	11	15	36.4%	15	0.0%	15	0.0%	15	0.0%
All Other/Non-State Escrow	(333)	(384)	-15.3%	(330)	14.1%	(327)	0.9%	(338)	-3.4%
<b>Fixed Costs</b>	<b>422</b>	<b>427</b>	<b>1.2%</b>	<b>433</b>	<b>1.4%</b>	<b>440</b>	<b>1.6%</b>	<b>447</b>	<b>1.6%</b>

Growth in base GSC spending in FY 2018 has been partly offset by gap-closing savings of approximately \$81 million included as part of the Enacted Budget Financial Plan, as well as the expected use of an additional \$105 million from SIF reserves to reduce Workers' Compensation costs in FY 2018. The savings are primarily driven by \$63 million in interest savings achieved by paying the majority of the State pension bill in April 2017, rather than on a monthly basis as previously assumed.

Over the multi-year Financial Plan period, outyear pension costs are anticipated to increase based on a model that reflects forecasted salary base information and continuation of modest investment returns, as experienced in the past year. Health insurance growth reflects utilization and costs leading to higher forecasted rate renewal increases. Underlying workers' compensation growth is driven by an increase in funding liability, while net Financial Plan funding reflects the use of excess balances which are scheduled to be transferred by the Workers' Compensation Board (WCB) directly to SIF, or accessed directly from available balances residing with SIF, to partially offset workers' compensation payments from General Fund resources through FY 2020.

Agency fringe benefit spending, and the reimbursement of such payments to the General Fund, have been updated based on recent billing and payment activity.

## Transfers to Other Funds (General Fund Basis)

General Fund transfers help finance the State's share of Medicaid costs for mental hygiene facilities, debt service for bonds that do not have dedicated revenues, SUNY operating costs, certain capital initiatives, and a range of other activities.

GENERAL FUND TRANSFERS TO OTHER FUNDS (millions of dollars)					
	FY 2017 Results	FY 2018 Updated	FY 2019 Projected	FY 2020 Projected	FY 2021 Projected
<b>TOTAL TRANSFERS TO OTHER FUNDS</b>	<b>10,092</b>	<b>10,146</b>	<b>12,126</b>	<b>12,251</b>	<b>12,161</b>
State Share of Mental Hygiene Medicaid <sup>1</sup>	1,239	1,301	1,231	1,119	1,119
Debt Service	924	916	1,144	1,042	1,067
SUNY University Operations	996	1,015	1,005	1,001	1,001
Capital Projects	2,569	2,623	4,047	3,869	3,488
Dedicated Highway and Bridge Trust Fund	562	709	631	950	1,005
Dedicated Infrastructure Investment Fund	697	1,402	1,767	1,217	933
FY 2017 Temporary Loan to Capital Projects Fund <sup>2</sup>	1,300	(1,300)	0	0	0
FY 2018 Temporary Loan to Capital Projects Fund <sup>2</sup>	0	500	(500)	0	0
Transfer to DIIF for Javits Expansion	0	160	350	320	170
Bond Proceeds Receipts for Javits Expansion	0	0	0	(500)	(500)
Mass Transit Capital from Settlements	0	85	0	0	0
Statewide Health Care Capital from Settlements	0	25	45	50	50
Environmental Protection Fund	146	28	28	28	28
All Other Capital <sup>3</sup>	(136)	1,014	1,726	1,804	1,802
<b>ALL OTHER TRANSFERS</b>	<b>4,364</b>	<b>4,291</b>	<b>4,699</b>	<b>5,220</b>	<b>5,486</b>
Mental Hygiene	3,287	3,198	3,593	4,094	4,332
Department of Transportation (MTA Payroll Tax)	334	269	269	270	270
SUNY - Medicaid Reimbursement	267	232	243	243	243
Judiciary Funds	107	106	110	109	110
SUNY - Hospital Operations	88	79	79	79	79
Dedicated Mass Transportation Trust Fund	63	66	66	66	66
Banking Services	42	53	53	53	53
Indigent Legal Services	31	35	35	58	82
Mass Transportation Operating Assistance	19	21	21	21	21
Public Transportation Systems	15	16	16	16	16
Correctional Industries	11	12	12	12	12
Spinal Cord Injury	8	9	9	9	9
Medical Marihuana Fund	5	5	7	5	7
SUNY - General Income Fund Reimbursable Account	14	14	0	0	0
All Other	73	176	186	185	186

<sup>1</sup> Includes transfers related to the multi-year OPWDD disallowance repayments.

<sup>2</sup> Represents the temporary use of Extraordinary Monetary Settlement fund balances to pay for capital projects in the first instance. These advances will be repaid in the following year when the State reimburses the capital spending from bond proceeds.

<sup>3</sup> FY 2017 reflects the use of available bond proceeds to reimburse first-instance capital spending from prior years. This timing-related issue resulted in the State reimbursing more than it disbursed in FY 2017.

A significant portion of the capital and operating expenses of DOT and DMV are funded from DHBTF, which receives various dedicated tax and fee revenues, including statutory allocations of PBT, motor fuel tax, and HUT. The Updated Financial Plan includes transfers from the General Fund that effectively subsidize the expenses of the DHBTF, as the cumulative expenses of the fund (DOT and DMV capital and operating expenses, and certain debt service on transportation bonds) exceed current and projected revenue deposits and bond proceeds.

General Fund transfers to other funds are expected to total \$10.1 billion in FY 2018, a \$54 million increase from FY 2017. The revision is driven by a \$1.2 billion decline in transfers of Extraordinary Monetary Settlement funds for projects appropriated from DIIF and the capital projects fund in FY 2018, including temporary loans and planned repayment of funds related to debt management actions and offset by increased support for the DHBTF (\$147 million); as well as lower than anticipated transfers to capital projects funds in 2017, reflecting the timing of bond proceeds reimbursements from a March 2017 bond sale (\$1.2 billion).

## Debt Service

The State pays debt service on all outstanding State-supported bonds. These include General Obligation bonds, for which the State is constitutionally obligated to pay debt service, as well as certain bonds issued by State public authorities, such as Empire State Development (ESD), DASNY, and the New York State Thruway Authority (NYSTA), the payment obligation on which is subject to appropriation. Depending on the credit structure, debt service is financed by transfers from the General Fund, dedicated taxes and fees, and other resources such as patient income revenues.

DEBT SERVICE SPENDING PROJECTIONS (millions of dollars)									
	FY 2017	FY 2018		FY 2019		FY 2020		FY 2021	
	Results	Updated	Change	Projected	Change	Projected	Change	Projected	Change
General Fund	924	916	-0.9%	1,144	24.9%	1,042	-8.9%	1,067	2.4%
Other State Support	4,590	4,376	-4.7%	5,311	21.4%	6,078	14.4%	6,318	3.9%
<b>State Operating/All Funds Total</b>	<b>5,514</b>	<b>5,292</b>	<b>-4.0%</b>	<b>6,455</b>	<b>22.0%</b>	<b>7,120</b>	<b>10.3%</b>	<b>7,385</b>	<b>3.7%</b>

Total State Operating/All Funds debt service is projected at \$5.3 billion in FY 2018, of which approximately \$916 million is paid from the General Fund via transfers, and \$4.4 billion from other State funds supported by dedicated tax receipts. The General Fund transfer finances debt service payments on General Obligation and service contract bonds. Debt service for the State's revenue bonds is paid directly from other dedicated State funds, subject to appropriation, including PIT and Sales Tax bonds, DHBTB bonds, and mental health facilities bonds.

Financial Plan estimates for debt service spending have been revised to reflect a number of factors, including bond sale results to date, refunding savings, and the adjustment of debt issuances to align with projected bond-financed capital spending. Debt service spending in FY 2017 reflected pre-payments of about \$490 million of debt service due during FY 2018.

[THIS PAGE INTENTIONALLY LEFT BLANK]



# GAAP-Basis Results for Prior Fiscal Years

[THIS PAGE INTENTIONALLY LEFT BLANK]



## GAAP-Basis Results for Prior Fiscal Years

The Comptroller prepares Basic Financial Statements and Other Supplementary Information on a GAAP basis for governments as promulgated by the GASB. The Basic Financial Statements and Other Supplementary Information, released in July each year, include a management discussion and analysis (“MD&A”); the Statements of Net Position and Activities; the Balance Sheet and Statement of Revenues, Expenditures and Changes in Fund Balances for the Governmental Funds; the Statements of Net Position, Revenues, Expenses and Changes in Fund Net Position and Cash Flows for the Enterprise Funds; the Statements of Fiduciary Net Position and Changes in Fiduciary Net Position; the Combining Statements of Net Position and Activities for Discretely Presented Component Units; required Supplementary Information (unaudited) and Other Supplementary Information which includes individual fund combining statements. These statements are audited by independent certified public accountants. The State issued the Basic Financial Statements for FY 2017 on July 28, 2017. The Comptroller also prepares and issues a Comprehensive Annual Financial Report (“CAFR”), which, in addition to the components referenced to above, also includes an introductory section and a statistical section. The CAFR for the fiscal year ended March 31, 2017 is expected to be issued later in 2017.

The following table summarizes recent governmental funds results on a GAAP basis.

COMPARISON OF ACTUAL GAAP-BASIS OPERATING RESULTS SURPLUS/(DEFICIT) (millions of dollars)						
Fiscal Year Ended	General Fund	Special Revenue Funds	Debt Service Funds	Capital Projects Funds	All Governmental Funds	Accumulated General Fund Surplus/(Deficit)
March 31, 2017	(2,788)	188	(599)	(153)	(3,352)	2,286
March 31, 2016	(978)	460	754	172	408	5,074
March 31, 2015	6,619	356	(697)	181	6,459	6,052

SUMMARY OF NET POSITION (millions of dollars)			
Fiscal Year Ended	Governmental Activities	Business-Type Activities	Total Primary Government
March 31, 2017	28,580	332	28,912
March 31, 2016	32,539	225	32,764
March 31, 2015	32,554	771	33,325

The Basic Financial Statements (including Other Supplementary Information) for the fiscal year ended March 31, 2017 and CAFRs related to prior fiscal years can be obtained from the Office of the State Comptroller, 110 State Street, Albany, NY 12236 or at the Office of the State Comptroller's website at [www.osc.state.ny.us](http://www.osc.state.ny.us). The Basic Financial Statements can also be accessed through the Municipal Securities Rulemaking Board's Electronic Municipal Market Access (“EMMA”) system website at [www.emma.msrb.org](http://www.emma.msrb.org).

[THIS PAGE INTENTIONALLY LEFT BLANK]

# Authorities and Localities

[THIS PAGE INTENTIONALLY LEFT BLANK]

## Authorities and Localities

### Public Authorities

For the purposes of this section, “authorities” refer to public benefit corporations or public authorities, created pursuant to State law, which are reported in the State’s CAFR. Authorities are not subject to the constitutional restrictions on the incurrence of debt that apply to the State itself and they may issue bonds and notes within the amounts and restrictions set forth in legislative authorization. Certain of these authorities issue bonds under two of the three primary State credits - PIT Revenue Bonds and Sales Tax Revenue Bonds. The State’s access to the public credit markets through bond issuances constituting State-supported or State-related debt issuances by certain of its authorities could be impaired and the market price of the outstanding debt issued on its behalf may be materially and adversely affected if these authorities were to default on their respective State-supported or State-related debt issuances.

The State has numerous public authorities with various responsibilities, including those which finance, construct and/or operate revenue-producing public facilities. These entities generally pay their own operating expenses and debt service costs on their notes, bonds or other legislatively authorized financing structures from revenues generated by the projects they finance or operate, such as tolls charged for the use of highways, bridges or tunnels; charges for public power, electric and gas utility services; tuition and fees; rentals charged for housing units; and charges for occupancy at medical care facilities. Since the State has no actual or contingent liability for the payment of this type of public authority indebtedness, it is not classified as either State-supported debt or State-related debt. Some public authorities, however, receive monies from State appropriations to pay for the operating costs of certain programs.

There are statutory arrangements that, under certain circumstances, authorize State local assistance payments that have been appropriated in a given year and are otherwise payable to localities to be made instead to the issuing public authorities in order to secure the payment of debt service on their revenue bonds and notes. However, in honoring such statutory arrangement for the redirection of local assistance payments, the State has no constitutional or statutory obligation to provide assistance to localities beyond amounts that have been appropriated therefor in any given year.

As of December 31, 2016, (with respect to Job Development Authority or “JDA” as of March 31, 2017), each of the 18 authorities listed in the following table had outstanding debt of \$100 million or more, and the aggregate outstanding debt, including refunding bonds, was approximately \$184 billion, only a portion of which constitutes State-supported or State-related debt. Note that the outstanding debt information contained in the following table is the most current information provided by OSC from data submitted by the 18 authorities in the following table at the time of this AIS Update.

OUTSTANDING DEBT OF CERTAIN AUTHORITIES <sup>(1)</sup> AS OF DECEMBER 31, 2016 <sup>(2)</sup> (millions of dollars)			
Authority	State- Related Debt	Authority and Conduit	Total
Dormitory Authority	28,927	19,837	48,764
Metropolitan Transportation Authority	145	28,223	28,368
Port Authority of NY & NJ	0	24,521	24,521
Housing Finance Agency	346	15,239	15,585
UDC/ESD	12,222	1,252	13,474
Job Development Authority <sup>(2)</sup>	3	10,275	10,278
Thruway Authority	4,491	5,674	10,165
Triborough Bridge and Tunnel Authority	0	8,337	8,337
Long Island Power Authority <sup>(3)</sup>	0	7,451	7,451
Environmental Facilities Corporation	114	5,824	5,938
Energy Research and Development Authority	0	2,830	2,830
State of New York Mortgage Agency	0	2,600	2,600
Local Government Assistance Corporation	1,758	0	1,758
Power Authority	0	1,370	1,370
Battery Park City Authority	0	983	983
Tobacco Settlement Financing Corporation	660	0	660
Municipal Bond Bank Agency	203	222	425
Niagara Frontier Transportation Authority	0	113	113
<b>TOTAL OUTSTANDING</b>	<b>48,869</b>	<b>134,751</b>	<b>183,620</b>

Source: Compiled by the Office of the State Comptroller from data submitted by the Public Authorities. Debt classifications by DOB.

<sup>(1)</sup> Includes only authorities with \$100 million or more in outstanding debt which are reported as component units or joint ventures of the State in the Comprehensive Annual Financial Report (CAFR). Includes short-term and long-term debt. Reflects original par amounts for bonds and financing arrangements or original gross proceeds in the case of capital appreciation bonds. Amounts outstanding do not reflect accretion of capital appreciation bonds or premiums received.

<sup>(2)</sup> All Job Development Authority (JDA) debt outstanding reported as of March 31, 2017. This includes \$10.3 billion in conduit debt issued by JDA's blended component units consisting of \$6.1 billion issued by New York Liberty Development Corporation (\$1.2 billion of which is also included in the amount reported for Port Authority of NY and NJ), \$750 million issued by the Brooklyn Arena Local Development Corporation, and \$3.4 billion issued by the New York Transportation Development Corporation. In addition, JDA has \$3 million in State-guaranteed bonds outstanding.

<sup>(3)</sup> Includes \$3.97 billion of Utility Debt Securitization Authority (UDSA) bonds. Chapter 173 of the Laws of 2013 established UDSA for the sole purpose of retiring certain outstanding indebtedness of the Long Island Power Authority (LIPA) through the issuance of restructuring bonds. UDSA is reported as a blended component unit of LIPA in LIPA's audited financial statements.

## Localities

While the fiscal condition of New York City and other local governments in the State is reliant, in part, on State aid to balance their annual budgets and meet their cash requirements, the State is not legally responsible for their financial condition and viability. Indeed, the provision of State aid to localities, while one of the largest disbursement categories in the State budget, is not constitutionally obligated to be maintained at current levels or to be continued in future fiscal years and the State Legislature may amend or repeal statutes relating to the formulas for and the apportionment of State aid to localities.

### The City of New York

The fiscal demands on the State may be affected by the fiscal condition of New York City, which relies in part on State aid to balance its budget and meet its cash requirements. It is also possible that the State's finances may be affected by the ability of New York City, and its related issuers, to market securities successfully in the public credit markets. The official financial disclosure of the City of New York and its related issuers is available by contacting Jay Olson, Investor Relations, (212) 788-5874, or contacting the City Office of Management and Budget, 255 Greenwich Street, 8th Floor, New York, NY 10007. The State assumes no liability or responsibility for any financial information reported by the City of New York. The following table summarizes the debt of New York City and its related issuers.

DEBT OF NEW YORK CITY AND RELATED ENTITIES <sup>(1)</sup> AS OF JUNE 30 OF EACH YEAR (millions of dollars)							
Year	General Obligation Bonds	Obligations of TFA <sup>(1)</sup>	Obligations of STAR Corp. <sup>(2)</sup>	Obligations of TSASC, Inc.	Hudson Yards Infrastructure Corporation	Other <sup>(3)</sup> Obligations	Total
2007	34,506	14,607	2,368	1,317	2,100	3,394	58,292
2008	36,100	14,828	2,339	1,297	2,067	2,556	59,187
2009	39,991	16,913	2,253	1,274	2,033	2,442	64,906
2010	41,555	20,094	2,178	1,265	2,000	2,444	69,536
2011	41,785	23,820	2,117	1,260	2,000	2,590	73,572
2012	42,286	26,268	2,054	1,253	3,000	2,493	77,354
2013	41,592	29,202	1,985	1,245	3,000	2,394	79,418
2014	41,665	31,038	1,975	1,228	3,000	2,334	81,240
2015	40,460	33,850	2,035	1,222	3,000	2,222	82,789
2016	38,073	37,358	1,961	1,145	3,000	2,102	83,639

Source: Office of the State Comptroller, The City of New York Comprehensive Annual Financial Report.

<sup>(1)</sup> Includes amounts for Building Aid Revenue Bonds (BARBS), the debt service on which will be funded solely from future State Building Aid payments that are subject to appropriation by the State and have been assigned by the City of New York to the Transitional Finance Authority (TFA).

<sup>(2)</sup> A portion of the proceeds of the Sales Tax Asset Receivable Corporation (STARC) Bonds were used to retire outstanding Municipal Assistance Corporation bonds. The debt service on STARC bonds will be funded from annual revenues to be provided by the State, subject to annual appropriation. These revenues have been assigned to the STARC by the Mayor of the City of New York.

<sup>(3)</sup> Includes bonds issued by the Fiscal Year 2005 Securitization Corporation, the New York City Educational Construction Fund, the Industrial Development Agency and, beginning in 2010, the New York City Tax Lien Collateralized Bonds. Also included are bonds issued by the Dormitory Authority of the State of New York for education, health, and court capital projects and other long-term leases which will be repaid from revenues of the City or revenues that would otherwise be available to the City if not needed for debt service.

The staffs of the Financial Control Board for the City of New York (FCB), the Office of the State Deputy Comptroller (OSDC), the City Comptroller and the Independent Budget Office issue periodic reports on the City's financial plans. Copies of the most recent reports are available by contacting: FCB, 123 William Street, 23rd Floor, New York, NY 10038, Attention: Executive Director; OSDC, 59 Maiden Lane, 29th Floor, New York, NY 10038, Attention: Deputy Comptroller; City Comptroller, Municipal Building, 6th Floor, One Centre Street, New York, NY 10007-2341, Attention: Deputy Comptroller for Budget; and IBO, 110 William Street, 14th Floor, New York, NY 10038, Attention: Director.



## Other Localities

Certain localities other than New York City have experienced financial problems and have requested and received additional State assistance during the last several State fiscal years. While a relatively infrequent practice, deficit financing by local governments has become more common in recent years. State legislation enacted post-2004 includes 27 special acts authorizing bond issuances to finance local government operating deficits. Included in this figure are special acts that extended the period of time related to prior authorizations and modifications to issuance amounts previously authorized. When a local government is authorized to issue bonds to finance operating deficits, the local government is subject to certain additional fiscal oversight during the time the bonds are outstanding as required by the State's Local Finance Law, including an annual budget review by OSC.

In addition to deficit financing authorizations, the State has periodically enacted legislation to create oversight boards in order to address deteriorating fiscal conditions within particular localities. The Cities of Buffalo and Troy, and the Counties of Erie and Nassau are subject to varying levels of review and oversight by entities created by such legislation. The City of Newburgh operates under special State legislation that provides for fiscal oversight by the State Comptroller. The impact on the State of any possible requests in the future for additional oversight or financial assistance cannot be determined at this time and therefore is not included in the Updated Financial Plan projections.

The City of Yonkers ("Yonkers") no longer operates under an oversight board but must adhere to a Special Local Finance and Budget Act. The Yonkers City School District (the "Yonkers School District") is fiscally dependent upon Yonkers as it lacks taxing authority. In January 2014, the Yonkers Board of Education identified an improper accrual of State aid that resulted in an unanticipated shortfall in available funds for operation of the Yonkers School District. In response, the Yonkers City School District Deficit Financing Act was enacted, which authorized Yonkers, subject to certain requirements, to issue serial bonds, not to exceed \$45 million by March 31, 2015, to liquidate current deficits in the Yonkers School District's general fund as of June 30, 2014. Subject to certain conditions that were satisfied, the FY 2015 Enacted Budget provided an additional \$28 million to Yonkers in addition to other education aid provided by the State for the support of the Yonkers School District for Yonkers fiscal year 2015. Legislation enacted in 2015 provided a total of \$25 million in additional aid to Yonkers for the support of the Yonkers School District for Yonkers fiscal year ending 2016 and 2017, subject to Yonkers submitting a comprehensive financial plan that provides for continuity of current educational services and receiving approval of that plan from the Director of the Budget. That plan has been submitted and approved by the State Director of the Budget.

Legislation enacted in 2013 created the Financial Restructuring Board for Local Governments (the "Restructuring Board"). The Restructuring Board consists of ten members, including the State Director of the Budget, who is the Chair, the Attorney General, the State Comptroller, the Secretary of State and six members appointed by the Governor. The Restructuring Board, upon the request of a "fiscally eligible municipality", is authorized to perform a number of functions including reviewing the municipality's operations and finances, making recommendations on reforming and restructuring the municipality's operations, proposing that the municipality agree to fiscal

accountability measures, and making available certain grants and loans. To date, the Restructuring Board is currently reviewing or has completed reviews for twenty municipalities. The Restructuring Board is also authorized, upon the joint request of the fiscally eligible municipality and a public employee organization, to resolve labor impasses between municipal employers and employee organizations for police, fire and certain other employees in lieu of binding arbitration before a public arbitration panel.

OSC implemented its Fiscal Stress Monitoring System (the "Monitoring System") in 2013. The Monitoring System utilizes a number of fiscal and environmental indicators with the goal of providing an early warning to local communities about stress conditions in New York's local governments and school districts. Fiscal indicators consider measures of budgetary solvency while environmental indicators consider measures such as population, poverty, and tax base trends. Individual entities are then scored according to their performance on these indicators. An entity's score on the fiscal components will determine whether or not it is classified in one of three levels of stress: significant, moderate or susceptible. Entities that do not meet established scoring thresholds are classified as "No Designation".

A total of 59 local governments (10 counties, 11 cities, 20 towns, 18 villages) and 82 school districts have been placed in a stress category by OSC based on financial data for their fiscal years ending in 2015. The vast majority of entities scored by OSC (93 percent) are classified in the "No Designation" category.

Like the State, local governments must respond to changing political, economic and financial influences over which they have little or no control, but which can adversely affect their financial condition. For example, the State or Federal government may reduce (or, in some cases, eliminate) funding of local programs, thus requiring local governments to pay these expenditures using their own resources. Similarly, past cash flow problems for the State have resulted in delays in State aid payments to localities. In some cases, these delays have necessitated short-term borrowing at the local level.

Other factors that have had, or could have, an impact on the fiscal condition of local governments and school districts include: the loss of temporary Federal stimulus funding; recent State aid trends; constitutional and statutory limitations on the imposition by local governments and school districts of property, sales and other taxes; and for some communities, the significant upfront costs for rebuilding and clean-up in the wake of a natural disaster. Localities may also face unanticipated problems resulting from certain pending litigation, judicial decisions and long range economic trends. Other large scale potential problems, such as declining urban populations, declines in the real property tax base, increasing pension, health care and other fixed costs, or the loss of skilled manufacturing jobs, may also adversely affect localities and necessitate requests for State assistance.

Ultimately, localities as well as local public authorities may suffer serious financial difficulties that could jeopardize local access to the public credit markets, which may adversely affect the marketability of notes and bonds issued by localities within the State.

The following table summarizes the debt of New York City and its related issuers, and other New York State localities, from 1980 to 2015.

DEBT OF NEW YORK LOCALITIES <sup>(1)</sup>						
(millions of dollars)						
Locality Fiscal Year Ending	Combined		Other Localities Debt <sup>(3)</sup>		Total Locality Debt <sup>(3)</sup>	
	New York City Debt <sup>(2)</sup> Bonds	Notes	Bonds <sup>(4)</sup>	Notes <sup>(4)</sup>	Bonds <sup>(3)(4)</sup>	Notes <sup>(4)</sup>
1980	12,995	0	6,835	1,793	19,830	1,793
1990	20,027	0	10,253	3,082	30,280	3,082
2000	39,244	515	19,093	4,470	58,337	4,985
2005	54,421	0	29,245	4,832	83,666	4,832
2006	55,381	0	30,753	4,755	86,134	4,755
2007	58,192	100	32,271	4,567	90,463	4,667
2008	59,120	67	33,569	5,474	92,689	5,541
2009	64,873	33	34,522	6,908	99,395	6,941
2010	69,536	0	36,110	7,369	105,646	7,369
2011	73,572	0	36,247	7,327	109,819	7,327
2012	77,354	0	36,699	7,194	114,053	7,194
2013	79,418	0	36,483	7,447	115,901	7,447
2014	81,240	0	36,290	7,236	117,530	7,236
2015	82,789	0	34,346	6,981	117,135	6,981

Source: Office of the State Comptroller; The City of New York Comprehensive Annual Financial Report.

NOTE: For localities other than New York City, the amounts shown for fiscal years ending in 1990 may include debt that has been defeased through the issuance of refunding bonds.

- <sup>(1)</sup> Because the State calculates locality debt differently for certain localities (including New York City), the figures above may vary from those reported by such localities. In addition, this table excludes indebtedness of certain local authorities and obligations issued in relation to State lease-purchase arrangements.
- <sup>(2)</sup> Includes bonds issued by New York City and its related issuers, the Transitional Finance Authority, STAR Corporation, TSASC, Inc., the Hudson Yards Infrastructure Corporation, and Treasury obligations (as shown in the table "Debt of New York City and Related Entities" in the section of this document entitled "Authorities and Localities - The City of New York"). Also included are the bonds of the Fiscal Year 2005 Securitization Corporation, the Industrial Development Agency, the Municipal Assistance Corporation, the Samurai Funding Corporation, the New York City Educational Construction Fund, and the Dormitory Authority of the State of New York for education, health and court capital projects, and other long-term leases which will be repaid from revenues of the City or revenues which would otherwise be available to the City if not needed for debt service and, beginning in 2010, the New York City Tax Lien Collateralized Bonds.
- <sup>(3)</sup> Includes bonds issued by the localities and certain debt guaranteed by the localities and excludes capital lease obligations (for localities other than New York City), assets held in sinking funds and certain amounts available at the start of a fiscal year for redemption of debt. Starting in 2001, debt for other localities includes installment purchase contracts.
- <sup>(4)</sup> Amounts reflect those set forth on Annual Update Documents provided to OSC by New York State localities. Does not include the indebtedness of certain localities that did not file Annual Update Documents (financial reports) with the State Comptroller.

[THIS PAGE INTENTIONALLY LEFT BLANK]

# State Retirement System

[THIS PAGE INTENTIONALLY LEFT BLANK]

## State Retirement System

THE INFORMATION THAT FOLLOWS UNDER THIS HEADING HAS BEEN PREPARED SOLELY BY THE OFFICE OF THE STATE COMPTROLLER, AND DOB HAS NOT UNDERTAKEN ANY INDEPENDENT VERIFICATION OF SUCH INFORMATION.

### General

This section summarizes key information regarding the New York State and Local Retirement System (“NYSLRS” or the “System”) and the Common Retirement Fund (“CRF”). The System was established as a means to pay benefits to the System’s participants. The CRF comprises a pooled investment vehicle designed to protect and enhance the long-term value of the System’s assets.

Greater detail, including the independent auditor’s report for the fiscal year ending March 31, 2016, is included in NYSLRS’ Comprehensive Annual Financial Report (“NYSLRS’ CAFR”) for the fiscal year ended March 31, 2016 and is available on the OSC website at the following link: [www.osc.state.ny.us/retire/publications/](http://www.osc.state.ny.us/retire/publications/). Additionally, available at the OSC website are the System’s asset listing for the fiscal year ended March 31, 2016 and audited financial statements with independent auditor’s report for the fiscal year ended March 31, 2017. The NYSLRS’ CAFR and Asset listing for the fiscal year ended March 31, 2017 will be available by September 30, 2017.

The Annual Reports to the Comptroller on Actuarial Assumptions from the Retirement System’s Actuary - the contents of which explain the methodology used to determine employer contribution rates to the System - issued from 2007 through 2016 and benefit plan booklets describing how each of the System’s tiers works are all available and can be accessed at [www.osc.state.ny.us/retire/publications/](http://www.osc.state.ny.us/retire/publications/).

The State Comptroller is the administrative head of NYSLRS, which has the powers and privileges of a corporation and comprises the New York State and Local Employees’ Retirement System (“ERS”) and the New York State and Local Police and Fire Retirement System (“PFRS”). The State Comptroller promulgates rules and regulations for the administration and transaction of the business of the System. Pursuant to the State’s Retirement and Social Security Law and Insurance Law, NYSLRS is subject to the supervision of the Superintendent of the New York State Department of Financial Services.

The State Comptroller is also the trustee and custodian of the CRF, a trust created pursuant to the Retirement and Social Security Law to hold the System’s assets, and, as such, is responsible for investing the assets of the System. Consistent with statutory limitations affecting categories of investment, the State Comptroller, as trustee of the CRF, establishes a target asset allocation and approves policies and procedures to guide and direct the investment activities of the Division of Pension Investment and Cash Management of the Office of the State Comptroller (“Division”). Division employees, outside advisors, consultants and legal counsel provide the State Comptroller with advice and oversight of investment decisions. Outside advisors and internal investment staff are part of the chain of approval that must recommend all investment decisions before final action by the State Comptroller. The Investment Advisory Committee and the Real Estate Advisory

Committee, both made up of outside advisors, assist the State Comptroller in his investment duties. The Investment Advisory Committee advises the State Comptroller on investment policies relating to the CRF, reviews the portfolio of the CRF and makes such recommendations as the Committee deems necessary. The Real Estate Advisory Committee reviews and must approve mortgage and real estate investments for consideration by the State Comptroller.

The System engages an independent auditor to conduct an audit of the System's annual financial statements. Furthermore, an Actuarial Advisory Committee meets annually to review the actuarial assumptions and the results of the actuarial valuation of the System. The Actuarial Advisory Committee is composed of current or retired senior actuaries from major insurance companies or pension plans. The System also engages the services of an outside actuarial consultant to perform a statutorily required quinquennial review. At least once every five years, NYSLRS is also examined by DFS. The Comptroller has established within the Retirement System, the Pension Integrity Bureau, the purpose of which is to identify and prevent errors, fraud and abuse. The State Comptroller has also established an Office of Internal Audit to provide the Comptroller with independent and objective assurance and consulting services for the programs and operations of the Office of the State Comptroller, including programs and operations of NYSLRS. The Comptroller's Advisory Audit Committee, established in compliance with DFS regulations, meets three times per year to review the System's audited financial statements and the NYSLRS' CAFR, and to discuss a variety of financial and investment-related activities. Pursuant to DFS regulations, a fiduciary review of the System for the three-year period ended March 31, 2015 was submitted on June 16, 2016.

## The System

The System provides pension benefits to public employees of the State and its localities (except employees of New York City, and public school teachers and administrators, who are covered by separate plans). State employees made up about 33 percent of the membership during FY 2017. There were 3,040 other public employers participating in the System, including all cities and counties (except New York City), most towns, villages and school districts (with respect to non-teaching employees), and many public authorities.

As of March 31, 2017, 652,324 persons were members of the System and 452,455 pensioners or beneficiaries were receiving pension benefits. Article 5, section 7 of the State Constitution considers membership in any State pension or retirement system to be "a contractual relationship, the benefits of which shall not be diminished or impaired."

## Comparison of Benefits by Tier

The System's members are categorized into six tiers depending on date of membership. As of March 31, 2017, approximately 64 percent of ERS members were in Tiers 3 and 4 and approximately 72 percent of PFRS members were in Tier 2. Tier 5 was enacted in 2009 and included significant changes to the benefit structure for ERS members who joined on or after January 1, 2010 and PFRS members who joined on or after January 9, 2010. Tier 6 was enacted in 2012 and included further changes to the benefit structure for ERS and PFRS members who joined on or after April 1, 2012.



Benefits paid to members vary depending on tier. Tiers vary with respect to vesting, employee contributions, retirement age, reductions for early retirement, and calculation and limitation of “final average salary” – generally the average of an employee’s three consecutive highest years’ salary (for Tier 6 members, final average salary is determined by taking the average of an employee’s five consecutive highest years’ salary). ERS members in Tiers 3 and 4 can begin receiving full retirement benefits at age 62, or at age 55 with at least 30 years of service. The amount of the benefit is based on years of service, age at retirement and the final average salary earned. The majority of PFRS members in Tier 2 are in special plans that permit them to retire after 20 or 25 years regardless of age. Charts comparing the key benefits provided to members of ERS and PFRS in most of the tiers of the System can be accessed at:

ERS Chart: [http://www.osc.state.ny.us/retire/employers/tier-6/ers\\_comparison.php](http://www.osc.state.ny.us/retire/employers/tier-6/ers_comparison.php)

PFRS Chart: [http://www.osc.state.ny.us/retire/employers/tier-6/pfrs\\_comparison.php](http://www.osc.state.ny.us/retire/employers/tier-6/pfrs_comparison.php)

## Contributions and Funding

Contributions to the System are provided by employers and employees. Employers contribute on the basis of the plan or plans they provide for members. All ERS members joining from mid-1976 through 2009 were required to contribute 3 percent of their salaries. A statutory change in 2000, however, limited the contributions to the first 10 years of membership, but did not authorize refunds where contributions had already exceeded 10 years. All ERS members joining after 2009 and prior to April 1, 2012, and all PFRS members joining after January 9, 2010 and prior to April 1, 2012, are members of Tier 5. All Tier 5 ERS members and 87 percent of the 1,665 Tier 5 PFRS members are required to contribute 3 percent of their salaries for their career. Members joining on or after April 1, 2012 are in Tier 6, and are required to pay contributions throughout their career on a stepped basis relative to each respective member’s wages.<sup>17</sup> Members in Tier 6 of both ERS and PFRS earning \$45,000 or less are required to contribute 3 percent of their gross annual wages; members earning between \$45,001 and \$55,000 are required to contribute 3.5 percent; members earning between \$55,001 and \$75,000 are required to contribute 4.5 percent; members earning between \$75,001 and \$100,000 will contribute 5.75 percent; and, those earning in excess of \$100,000 are required to contribute 6 percent of their gross annual salary.

In order to protect employers from potentially volatile contributions tied directly to the value of the System’s assets held by the CRF, the System utilizes a multi-year smoothing procedure. One of the factors used to calculate employer contribution requirements is the assumed investment rate of return used by the System’s Actuary, which is currently 7.0 percent.<sup>18</sup>

<sup>17</sup> Less than 1 percent of the 7,028 PFRS Tier 6 members are non-contributory.

<sup>18</sup> During 2015, the Retirement System’s Actuary conducted the statutorily required quinquennial actuarial experience study of economic and demographic assumptions. The assumed investment rate of return is an influential factor in calculating employer contribution rates. In addition, the Chief Investment Officer conducted an asset allocation study. The resulting asset allocation and long-term asset allocation policy informed the Actuary’s recommendation regarding the revision of the investment rate of return (discount rate). On September 4, 2015, the Comptroller announced the assumed rate of return for NYSLRS would be lowered from 7.5 percent to 7 percent effective for employer contribution rates used in FY 2017.

The current actuarial smoothing method recognizes unexpected annual gains and losses (returns above or below the assumed investment rate of return) over a 5-year period.

The amount of future annual employer contribution rates will depend, in part, on the value of the assets held by the CRF as of each April 1, as well as on the present value of the anticipated benefits to be paid by the System as of each April 1. Final contribution rates for FY 2019 were released in September 2017. The average ERS rate decreased by 2.6 percent from 15.3 percent of salary in FY 2018 to 14.9 percent of salary in FY 2019, while the average PFRS rate decreased by 2.7 percent from 24.4 percent of salary in FY 2018 to 23.5 percent of salary in FY 2019. Information regarding average rates for FY 2019 may be found in the 2017 Annual Report to the Comptroller on Actuarial Assumptions which should be accessible by September 30, 2017 at:

[www.osc.state.ny.us/retire/publications](http://www.osc.state.ny.us/retire/publications).

Legislation enacted in May 2003 realigned the System's billing cycle to match participating local governments' budget cycles and also instituted a minimum annual payment of at least 4.5 percent of payroll every year. Chapter 260 of the Laws of 2004 authorized employers to amortize over ten years, at 5 percent interest, a portion of their annual bill for FY 2005, FY 2006 and FY 2007. As of March 31, 2016, the amortized amount receivable, including accrued interest, pursuant to Chapter 260 from participating employers is \$2.7 million.

Legislation enacted in 2010 authorized the State and participating employers to amortize a portion of their annual pension costs during periods when actuarial contribution rates exceed thresholds established by the statute. The legislation provided employers with an optional mechanism intended to reduce the budgetary volatility of employer contributions. Amortized amounts must be paid by the State and participating employers in equal annual installments over a ten-year period, and employers may prepay these amounts at any time without penalty. Employers are required to pay interest on the amortized amounts at a rate determined annually by the State Comptroller that is comparable to taxable fixed income investments of a comparable duration. The interest rate on the amount an employer chooses to amortize in a particular rate year is fixed for the duration of the ten-year repayment period. Should the employer choose to amortize in the next rate year, the interest rate on that amortization will be the rate set for that year. For amounts amortized in FY 2011, FY 2012, FY 2013, FY 2014, FY 2015, FY 2016 and FY 2017, the interest rates are 5 percent, 3.75 percent, 3 percent, 3.67 percent, 3.15 percent, 3.21 percent and 2.33 percent, respectively. The first payment is due in the fiscal year following the decision to amortize pension costs. When contribution rates fall below legally specified levels and all outstanding amortizations have been paid, employers that elected to amortize will be required to pay additional monies into reserve funds, specific to each employer, which will be used to offset their contributions in the future. These reserve funds will be invested separately from pension assets. Over time, OSC expects that this will reduce the budgetary volatility of employer contributions. As of March 31, 2016, the amortized amount receivable, including accrued interest, for the 2011 amortization is \$136.4 million from the State and \$23.1 million from 40 participating employers; the amortized amount receivable, including accrued interest, for the 2012 amortization is \$354.9 million from the State and \$131.1 million from 113 participating employers; the amortized amount receivable, including accrued interest, for the 2013 amortization is \$562.9 million from the State and \$264.3 million from 131 participating employers; the amortized amount receivable, including accrued interest, for the 2014 amortization is \$777.9 million for the State and \$177.7 million from

99 participating employers; the amortized amount receivable including accrued interest, for the 2015 amortization is \$653.1 million from the State and \$134.0 million from 86 participating employers; and the amortized amount receivable, including accrued interest for the 2016 amortization, is \$357.1 million from the State and \$67.1 million from 53 participating employers.

The FY 2014 Enacted Budget included an alternate contribution program (the “Alternate Contribution Stabilization Program”) that provides certain participating employers with a one-time election to amortize slightly more of their required contributions than would have been available for amortization under the 2010 legislation. In addition, the maximum payment period was increased from ten years to twelve years. The election is available to counties, cities, towns, villages, BOCES, school districts and the four public health care centers operated in the counties of Nassau, Westchester and Erie. The State is not eligible to participate in the Alternate Contribution Stabilization Program. There are 41 employers that are currently enrolled in the program. Employers are not required to amortize every year. As of March 31, 2016, the amortized amount receivable, including interest, from 26 participating employers for the 2014 amortization is \$215.7 million. The amortized amount receivable, including interest, from 26 participating employers for the 2015 amortization is \$182.8 million. The amortized amount receivable, including interest, from 23 participating employers for the 2016 amortization is \$134.1 million.

For those eligible employers electing to participate in the Alternate Contribution Stabilization Program, the graded contribution rate for fiscal years ending 2014 and 2015 is 12 percent of salary for ERS and 20 percent of salary for PFRS. Thereafter, the graded contribution rate will increase one half of one percent per year towards the actuarially required rate. The FY 2019 amounts are 14.0 percent for ERS and 22.0 percent for PFRS. Electing employers may amortize the difference between the graded rate and the actuarially required rate over a twelve-year period at an interpolated twelve year U.S. Treasury Security rate (3.76 percent for FY 2014, 3.50 percent for FY 2015, 3.31 percent for FY 2016 and 2.63 percent for FY 2017). As with the original Contribution Stabilization Program, when contribution rates fall below legally specified levels and all outstanding amortizations have been paid, employers that elect to amortize under the alternate program will be required to pay additional monies into reserve funds, specific to each employer, which will be used to offset their contributions in the future.

Legislation enacted in June 2017 modified the calculation of an employer’s graded rate to be the product of the System’s graded rate with the ratio of the employer’s average contribution rate to the System’s average contribution rate, not to exceed the System’s graded rate.

The total State payment (including Judiciary) due to NYSLRS for FY 2017 was \$2.365 billion. The State opted not to amortize under the Contribution Stabilization Program and has paid the bill in full as of March 1, 2017.

The estimated total State payment (including Judiciary) due to NYSLRS for FY 2018 is approximately \$2.462 billion. Multiple prepayments (including interest credit) have reduced this amount to \$2.332 billion.

The FY 2017 Enacted Budget authorized the State, as an amortizing employer, to prepay to NYSLRS the total amount of principal due for its annual amortization installment or installments for a given fiscal year prior to the expiration of a ten-year amortization period.

## Pension Assets and Liabilities

The System's assets are held by the CRF for the exclusive benefit of members, pensioners and beneficiaries. Investments for the System are made by the State Comptroller as trustee of the CRF. The System reports that the net position restricted for pension benefits as of March 31, 2017 was \$197.6 billion (including \$5.9 billion in receivables, which consist of employer contributions, amortized amounts, member contributions, member loans, accrued interest and dividends, investment sales and other miscellaneous receivables), an increase of \$14.0 billion or 7.6 percent from the FY 2016 level of \$183.6 billion. The increase in net position restricted for pension benefits from FY 2016 to FY 2017 reflects, in large part, equity market performance.<sup>19</sup> The System's audited Financial Statement reports a time-weighted investment rate of return of 11.48 percent (gross rate of return before the deduction of certain fees) for FY 2017.

Consistent with statutory limitations affecting categories of investment, the State Comptroller, as trustee of the CRF, establishes a target asset allocation and approves policies and procedures to guide and direct the investment activities of the Division of Pension Investment and Cash Management. The purpose of this asset allocation strategy is to identify the optimal diversified mix of assets to meet the requirements of pension payment obligations to members. In the fiscal year ended March 31, 2015, an asset liability analysis was completed and a long-term policy allocation was adopted. The current long-term policy allocation seeks a mix that includes 50 percent public equities (36 percent domestic and 14 percent international); 18 percent bonds, cash and mortgages; 4 percent inflation indexed bonds and 28 percent alternative investments (10 percent private equity, 10 percent real estate, 2 percent absolute return or hedge funds, 3 percent opportunistic and 3 percent real assets). Since the implementation of the long-term policy allocation will take several years, transition targets have been established to aid in the asset rebalancing process.<sup>20</sup>

The System reports that the present value of anticipated benefits for current members, retirees, and beneficiaries increased to \$240.7 billion (including \$119.2 billion for retirees and beneficiaries) as of April 1, 2017, up from \$232.9 billion as of April 1, 2016. The funding method used by the System anticipates that the plan net position, plus future actuarially determined contributions, will be sufficient to pay for the anticipated benefits of current members, retirees and beneficiaries. The valuation used by the Retirement Systems Actuary was based on audited net position restricted for pension benefits as of March 31, 2017. Actuarially determined contributions are calculated using actuarial assets and the present value of anticipated benefits. Actuarial assets differed from plan net position on April 1, 2017 in that the determination of actuarial assets utilized a smoothing

---

<sup>19</sup> On August 9, 2017, the State Comptroller released a statement indicating that the value of the System's invested assets posted a 2.9 percent time-weighted rate of return (gross rate of return before the deduction of certain fees) for the three-month period ended June 30, 2017. This report reflects unaudited data for assets invested for the System. The value of invested assets changes daily.

<sup>20</sup> More detail on the CRF's asset allocation as of March 31, 2016, long-term policy allocation and transition target allocation can be found on page 92 of the NYSLRS' CAFR for the fiscal year ending March 31, 2016.

method that recognized 20 percent of the unexpected gain for FY 2017, 40 percent of the unexpected loss for FY 2016, 60 percent of the unexpected loss for FY 2015, and 80 percent of the unexpected gain for FY 2014. The asset valuation method smoothes gains and losses based on the market value of all investments. Actuarial assets increased from \$190.7 billion on April 1, 2016 to \$198.1 billion on April 1, 2017.

In June 2012, GASB approved two related Statements that change the accounting and financial reporting of pensions by state and local governments and pension plans. These statements impact neither the System's actuarial funding method nor the calculation of rates.

Statement No. 67, Financial Reporting for Pension Plans, addresses financial reporting for state and local government pension plans, and replaced the requirements of Statement No. 25, Financial Reporting for Defined Benefit Pension Plans and Note Disclosures for Defined Contribution Plans, for most public employee pension plans and Statement No. 50, Pension Disclosures. Statement No. 67 mandates more extensive note disclosure and required supplementary information. The implementation of Statement No. 67 will have no impact on the System's Statement of Fiduciary Net Position, which measures the System's net position, restricted for pension benefits or Statement of Changes in Fiduciary Net Position. The System adopted Statement No. 67 in the March 31, 2015 Financial Statements.

The ratio of fiduciary net position to the total pension liability for ERS, as of March 31, 2017, calculated by the System's Actuary, was 94.7 percent. The ratio of the fiduciary net position to the total pension liability for PFRS, as of March 31, 2017, calculated by the System's Actuary, was 93.5 percent.<sup>21</sup>

Statement No. 68, Accounting and Financial Reporting for Pensions, replaced the requirements of Statement No. 27, Accounting for Pensions by State and Local Government Employers, and Statement No. 50, Pension Disclosures. Statement No. 68 establishes new accounting and financial reporting requirements for governments that provide their employees with pensions. Statement No. 68 requires employers participating in the plans to report expanded information concerning pensions in their financial statements, as well as their proportionate share of the Net Pension Liability effective for fiscal years beginning after June 15, 2014. The Net Pension Liability is a measure of the amount by which the Total Pension Liability exceeds a pension system's Fiduciary Net Position. Employers now have to recognize their proportionate share of the collective Net Pension Liability in their financial statements, as well as pension expense and deferred inflows and outflows.

As noted above, Statement No. 68 impacts neither the actuarial funding method nor the calculation of rates. The System provided employers with the information required to comply with Statement No. 68 in September 2017, based on the System's measurement date of March 31, 2017. The Net

---

<sup>21</sup> The System previously disclosed a funded ratio in accordance with GASB Statements 25 and 27, which, as discussed herein, have been amended by GASB Statements 67 and 68. The GASB Statements 67 and 68 amendments had the effect, among other things, of no longer requiring the disclosure of a funded ratio. GASB now requires the disclosure of the ratio of the fiduciary net position to the total pension liability. This ratio is not called a funded ratio and is not directly comparable to the funded ratio disclosed in prior years.

Pension liability is allocated to participating employers and reported pursuant to both Statements 67 and 68.

Detailed “Schedules of Employer Allocation” and “Schedules of Pension Amounts by Employer” can be found on the OSC website at the following link:

[https://www.osc.state.ny.us/retire/about us/financial statements index.php](https://www.osc.state.ny.us/retire/about%20us/financial%20statements%20index.php).

The GASB 68 “Schedules of Employer Allocation” and “Schedules of Pension Amounts by Employer” as of March 31, 2017 have been posted to the OSC website.

The tables that follow show net assets, benefits paid and the actuarially determined contributions that have been made over the last ten years. See also "State Retirement System — Contributions and Funding" above.

CONTRIBUTIONS AND BENEFITS NEW YORK STATE AND LOCAL RETIREMENT SYSTEM <sup>(1)</sup> (millions of dollars)					
Fiscal Year Ended March 31	Contributions Recorded				Total Benefits Paid <sup>(3)</sup>
	All Participating Employers <sup>(1)(2)</sup>	Local Employers <sup>(1)(2)</sup>	State <sup>(1)(2)</sup>	Employees	
2008	2,649	1,641	1,008	266	6,883
2009	2,456	1,567	889	273	7,265
2010	2,344	1,447	897	284	7,719
2011	4,165	2,406	1,759	286	8,520
2012	4,585	2,799	1,786	273	8,938
2013	5,336	3,385	1,950	269	9,521
2014	6,064	3,691	2,373	281	9,978
2015	5,797	3,534	2,263	285	10,514
2016	5,141	3,182	1,958	307	11,060
2017	4,787	2,973	1,814	329	11,508

Sources: State and Local Retirement System.

<sup>(1)</sup> Contributions recorded include the full amount of unpaid amortized contributions.

<sup>(2)</sup> The actuarially determined contribution (ADC) include the employers' normal costs, the Group Life Insurance Plan amounts, and other supplemental amounts.

<sup>(3)</sup> Includes payments from Group Life Insurance Plan, which funds the first \$50,000 of any death benefit paid.



NET POSITION RESTRICTED FOR PENSION BENEFITS OF THE  
NEW YORK STATE AND LOCAL RETIREMENT SYSTEM <sup>(1)</sup>  
(millions of dollars)

Fiscal Year Ended March 31	Net Assets	Percent Increase/ (Decrease) From Prior Year
2008	155,846	-0.5%
2009	110,938	-28.8%
2010	134,252	21.0%
2011	149,549	11.4%
2012	153,394	2.6%
2013	164,222	7.1%
2014	181,275	10.4%
2015	189,412	4.5%
2016	183,640	-3.0%
2017	197,602	7.6%

Sources: State and Local Retirement System.

<sup>(1)</sup> Includes relatively small amounts held under Group Life Insurance Plan.  
Includes some employer contribution receivables. Fiscal year ending March  
31, 2017 includes approximately \$5.8 billion of receivables.

### Additional Information Regarding the System

The NYSLRS CAFR contains in-depth and audited information about the System. Among other things, the NYSLRS CAFR contains information about the number of members and retirees, salaries of members, valuation of assets, changes in fiduciary net position and information related to contributions to the System. The NYSLRS CAFR is available on the OSC website at the following web address:

[http://www.osc.state.ny.us/retire/about\\_us/financial\\_statements\\_index.php](http://www.osc.state.ny.us/retire/about_us/financial_statements_index.php)

- 1) Information on the number of members and retirees, including the change in the number of members and retirees and beneficiaries since 2004 can be found on page 28 of the NYSLRS CAFR at the link noted above. More information on this topic is available in the “Statistical” section of the NYSLRS CAFR.
- 2) A combined basic statement of changes in fiduciary net position can be found on page 43 of the NYSLRS CAFR at the link noted above.
- 3) Schedule of Changes in the Employers’ Net Pension Liability and Related Ratios (unaudited) can be found on pages 68-69 at the link noted above.
- 4) Information on contributions can be found on pages 135-143 of the NYSLRS CAFR at the link noted above.
- 5) A table with the market value of assets, actuarial value of assets and actuarial accrued liability of the CRF since 2007 can be found on page 144 of the NYSLRS CAFR at the link noted above.
- 6) Information related to the salaries of members can be found on pages 176-179 of the NYSLRS CAFR at the link noted above.





# Litigation

[THIS PAGE INTENTIONALLY LEFT BLANK]

## Litigation

THE INFORMATION THAT FOLLOWS UNDER THIS HEADING HAS BEEN FURNISHED BY THE STATE OFFICE OF THE ATTORNEY GENERAL AND DOB HAS NOT UNDERTAKEN ANY INDEPENDENT VERIFICATION OF SUCH INFORMATION.

### Real Property Claims

Over the years, there have been a number of cases in which Native American tribes have asserted possessory interests in real property or sought monetary damages as a result of claims that certain transfers of property from the tribes or their predecessors-in-interest in the 18th and 19th centuries were illegal. Of these cases, only one remains active.

In Canadian St. Regis Band of Mohawk Indians, et al. v. State of New York, et al. (NDNY), plaintiffs seek ejectment and monetary damages for their claim that approximately 15,000 acres in Franklin and St. Lawrence Counties were illegally transferred from their predecessors-in-interest. The defendants' motion for judgment on the pleadings, relying on prior decisions in other cases rejecting such land claims, was granted in great part through decisions on July 8, 2013 and July 23, 2013, holding that all claims are dismissed except for claims over the area known as the Hogansburg Triangle and a right of way claim against Niagara Mohawk Power Corporation.

On May 21, 2013, the State, Franklin and St. Lawrence Counties, and the tribe signed an agreement resolving a gaming exclusivity dispute, which agreement provides that the parties will work towards a mutually agreeable resolution of the tribe's land claim. The land claim has been stayed through at least October 25, 2017 to allow for settlement negotiations.

On May 28, 2014, the State, the New York Power Authority and St. Lawrence County signed a memorandum of understanding with the St. Regis Mohawk Tribe endorsing a general framework for a settlement, subject to further negotiation. The memorandum of understanding does not address all claims by all parties and will require a formal written settlement agreement. Any formal settlement agreement will also require additional local, State and Congressional approval.

### School Aid

In *Maisto v. State of New York* (formerly identified as *Hussein v. State of New York*), plaintiffs seek a judgment declaring that the State's system of financing public education violates § 1 of article 11 of the State Constitution, on the ground that it fails to provide a sound basic education (SBE). In a decision and order dated July 21, 2009, Supreme Court, Albany County, denied the State's motion to dismiss the action. On January 13, 2011, the Appellate Division, Third Department, affirmed the denial of the motion to dismiss. On May 6, 2011, the Third Department granted defendants leave to appeal to the Court of Appeals. On June 26, 2012, the Court of Appeals affirmed the denial of the State's motion to dismiss.

The trial commenced on January 21, 2015 and was completed on March 12, 2015. The parties submitted their proposed findings of fact on October 28, 2015. Plaintiffs' memorandum of law was filed on November 27, 2015 and defendants' memorandum of law was filed on January 25, 2016. Plaintiffs' reply memorandum was submitted on February 9, 2016. On September 19, 2016, the trial court ruled in favor of the State and dismissed the action. Plaintiffs filed a notice of appeal dated October 5, 2016 with the Appellate Division, Third Department. Plaintiffs have filed their appellate brief and the State's brief was filed May 30, 2017. The appeal was argued on September 5, 2017.

In *Aristy-Farer, et al. v. The State of New York, et al.* (Sup. Ct., N.Y. Co.), commenced February 6, 2013, plaintiffs seek a judgment declaring that the provisions of L. 2012, Chapter 53 and L. 2012, Chapter 57, Part A § 1, linking payment of State school aid increases for 2012-2013 school year to submission by local school districts of approvable teacher evaluation plans violates, among other provisions of the State Constitution, Article XI, § 1, because implementation of the statutes would prevent students from receiving a sound basic education. Plaintiffs moved for a preliminary injunction enjoining the defendants from taking any actions to carry out the statutes to the extent that they would reduce payment of State aid disbursements referred to as General Support for Public Schools ("GSPS") to the City of New York pending a final determination. The State opposed this motion. By order dated February 19, 2013, the Court granted the motion for preliminary injunction. The State appealed. On May 21, 2013, the Appellate Division, First Department, denied plaintiffs motion for a stay pending appeal. As a result, plaintiffs have agreed to vacate their preliminary injunction and the State will withdraw its appeal. On April 7, 2014, Supreme Court denied the State's motion to dismiss. The State's appeal is pending. The Answer to the Second Amended Complaint was filed on February 2, 2015.

By decision dated August 12, 2014, Supreme Court, New York County, granted a motion to consolidate *Aristy-Farer*, discussed in the preceding paragraph, with *New Yorkers for Student Educational Rights v. New York*. On June 27, 2017, the Court of Appeals dismissed the *Aristy-Farer* action but held that the *New Yorkers for Student Educational Rights v. New York* action could proceed on a limited basis as to the New York City and Syracuse school districts, as discussed below.

In *New Yorkers for Students Educational Rights v. New York*, the organizational plaintiff and several individual plaintiffs commenced a new lawsuit on February 11, 2014, in Supreme Court, New York County, claiming that the State is not meeting its constitutional obligation to fund schools in New York City and throughout the State to provide students with an opportunity for a sound basic education. Plaintiffs specifically allege that the State is not meeting its funding obligations for New York City schools under the Court of Appeals decision in *Campaign for Fiscal Equity ("CFE") v. New York*, 8 N.Y.3d 14 (2006), and -- repeating the allegations of *Aristy-Farer* -- challenge legislation conditioning increased funding for New York City schools on the timely adoption of a teacher evaluation plan. With regard to other school districts throughout the State, plaintiffs allege that the State is not providing adequate Statewide funding, has not fully implemented certain 2007 reforms to the State aid system, has imposed gap elimination adjustments decreasing State aid to school districts, and has imposed caps on State aid increases, and on local property tax increases unless approved by a supermajority. Finally, they allege that the State has failed to provide assistance,

services, accountability mechanisms, and a rational cost formula to ensure that students throughout the State have an opportunity for a sound basic education.

Plaintiffs seek a judgment declaring that the State has failed to comply with CFE, that the State has failed to comply with the command of State Constitution Article XI to provide funding for public schools across the State, and that the gap elimination adjustment and caps on State aid and local property tax increases are unconstitutional. They seek an injunction requiring the State to eliminate the gap elimination adjustments and caps on State aid and local property tax increases, to reimburse New York City for the funding that was withheld for failure to timely adopt a teacher evaluation plan, to provide greater assistance, services and accountability, to appoint an independent commission to determine the cost of providing students the opportunity for a sound basic education, and to revise State aid formulas.

On May 30, 2014, the State filed a motion to dismiss all claims. On June 24, 2014, plaintiffs moved for a preliminary injunction seeking to restrain defendants from enforcing three of the four statutory provisions challenged in the underlying action. Specifically, plaintiffs seek to enjoin defendants from enforcing: (1) the gap elimination adjustment set forth in N.Y. Education Law § 3602(17); (2) the cap on state aid increases set forth in N.Y. Education Law § 3602(1)(dd); and (3) the requirements regarding increases in local property tax levies set forth in N.Y. Education Law § 3602(1)(dd) & 18. On July 8, 2014, defendants moved by Order to Show Cause to change the venue of the preliminary injunction application, as well as the entire action, to Albany County, pursuant to CPLR 6311(1). By Decision and Order dated August 8, 2014, the Court granted defendants' motion to transfer the preliminary injunction application to Albany County, but denied that part of the motion which sought to transfer the entire action.

By letter dated October 27, 2014, plaintiffs withdrew their motion for a preliminary injunction. By order dated November 17, 2014, Supreme Court, New York County, denied defendants' motion to dismiss. By separate order dated November 17, 2014, Supreme Court, New York County also granted the motion of the City of Yonkers to intervene as a plaintiff in the proceeding. Defendants filed Notices of Appeal of both November 17, 2014 decisions on December 15, 2014. Defendants filed Answers to the Amended Complaint and to Yonkers' Intervenor Complaint on February 2, 2015. The appeals of both November 17, 2014 decisions, along with the appeal in *Aristry-Farer*, were heard by the First Department on February 24, 2016.

Plaintiffs moved for partial summary judgment, pre-discovery, on May 29, 2015. Defendants filed opposition papers and cross-moved for partial summary judgment on July 31, 2015. Defendants also moved for a stay of the litigation pending the outcomes of the pending appeals. Oral argument was held on the cross-motions for partial summary judgment and the motion for a stay on November 4, 2015. The court denied both parties' motions for partial summary judgment on November 20, 2015. The court also denied defendants' motion for a stay on November 20, 2015. The court held a preliminary conference on February 3, 2016. On April 5, 2016, following the submission of a stipulation by the parties, the court stayed the case pending the outcome of the appeal before the First Department.

On September 8, 2016, the First Department ruled largely in favor of plaintiffs and held that the bulk of their school-financing claims in *Aristy-Farer* and *New Yorkers for Students' Educational Rights (NYSER)* could proceed. Defendants moved for leave to appeal to the Court of Appeals, and that motion was granted by the First Department on December 15, 2016. The matter was fully briefed in the Court of Appeals which heard argument on May 30, 2017.

On June 27, 2017, the Court of Appeals held that the *Aristy-Farer* complaint failed to state a claim and that the *NYSER* complaint failed to state a claim on its causes of action alleging that the State violated the Constitution by departing from funding levels endorsed in CFE and envisioned by the Legislature's 2007 reforms to the State aid system. The Court held that plaintiffs could proceed on their claims that the State was failing in its constitutional obligation to ensure the provision of minimally adequate educational services in the New York City and Syracuse school districts and remanded for further proceedings as to those two districts only.

Discovery is currently stayed, while the plaintiffs are amending their complaint in the *NYSER* action. The amended complaint is due by November 10, 2017. Defendants' response is due by February 8, 2018. It is expected that the parties will set a discovery schedule shortly after defendants file their response.

## Medicaid Nursing Home Rate Methodology

In *Kateri Residence v. Novello* (Sup. Ct., New York Co.) and several other cases, the plaintiffs challenge several nursing home rate methodologies, including the "reserve bed patient day adjustment", which regulates payments to nursing homes when long term care patients are receiving off-site care. Supreme Court, New York County, granted partial summary judgment to plaintiffs in *Kateri*, holding that the reserve bed patient day adjustment rate methodology was improper. The Appellate Division, First Department affirmed Supreme Court's partial summary judgment decision on interlocutory appeal and remanded the case to Supreme Court for further proceedings. The Court of Appeals denied leave to appeal on the grounds that the decision was not final. Supreme Court directed the defendant to re-compute Medicaid rates for the plaintiff's facilities, and that re-computation was completed in October 2013. Plaintiffs brought a motion, returnable March 5, 2014, to compel payment of the impacted Medicaid rates computed thus far by Department of Health staff, resulting from application of the reserve bed day methodology. On June 3, 2014, the court granted this motion to the extent of directing payment of \$6.5 million out of the \$49 million sought by plaintiff. The State has filed both a notice of appeal and a motion to renew or reargue that motion. Plaintiffs also brought a motion to consolidate over two hundred additional Medicaid rate cases into the present case, which was returnable May 16, 2014. The motion was granted and the State filed a notice of appeal.

In April and May 2015, the Supreme Court, New York County, administratively consolidated many of the reserved bed day *Kateri* matters under the new caption of *Bayberry, et al.* With respect to a portion of the newly consolidated cases, at the end of April 2015, as ordered, DOH performed additional rate calculations that incorporated Petitioners' reserved bed day interpretation and similar calculations by DOH for additionally consolidated cases, referred to under the heading of the Lead Petitioner (*Cabrini*), were also performed by DOH.

In March 2016, over 600 nursing home facilities, including all of the Kateri plaintiffs, entered a “universal settlement” with the State, resolving all issues concerning nursing home rate reimbursement unless specifically excluded from the settlement by agreement of the parties. The Kateri plaintiffs and the State agreed to exclude one issue, called “facility specific rebasing claims,” and agreed to cap potential liability for that issue at no more than \$15 million inclusive of all fees and costs. The parties filed a stipulation on June 22, 2016 setting forth a proposed briefing schedule for a motion to determine that issue with all papers due by August 12, 2016, and the next scheduled court conference was adjourned to September 21, 2016. Pending completion of settlement discussions of the remaining “facility specific rebasing claims” issue, the parties reached a revised briefing schedule at a court conference on December 21, 2016, pursuant to which plaintiffs' motions associated with their remaining claim were due to be filed on February 3, 2017, with opposition to such motions due on or before March 3, 2017, reply if any due on or before March 24, 2017, and a court conference scheduled for April 26, 2017. By stipulation dated May 30, 2017, counsel for the parties agreed to extend the dates set forth in the December 21, 2016 conference order as follows: motion on facility specific rebasing issues due June 30, 2017; opposition July 31, 2017; reply September 15, 2017, motion on remaining “open issues” other than facility specific rebasing due September 29, 2017, opposition due October 31, 2017 and reply papers due November 29, 2017, and the next court conference was scheduled on June 28, 2017 while settlement discussions continued. Counsel for the parties agreed to appear in court on June 21, 2017 at 11:30 a.m. to further discuss settlement with the Court. At that conference, the parties agreed to settle the case by so ordered stipulation, pursuant to which the State would pay the plaintiff the sum of \$9 million, in exchange for a discontinuance with prejudice. On August 24, 2017, plaintiff’s counsel received the agreed-upon payment of \$9 million in full settlement of the remaining issues in this litigation.

## Family Assistance

In *Velez v. Roberts* (Sup. Ct., New York Co.), plaintiffs allege violations of Social Services Law §350(1)(a) and the State Administrative Procedure Act and seek judgment that the New York State Office of Temporary and Disability Assistance is failing to meet its statutory obligation to provide an adequate shelter allowance because that allowance and the Family Eviction Prevention Supplement (FEPS), used to supplement shelter allowance benefits, have not been increased since 2005 and 2004, respectively. The parties settled the case on February 27, 2017. On June 8, 2017, upon Plaintiffs' uncontested motion, the Court preliminarily approved the settlement, and provisionally certified the class and set September 8, 2017 as the date for the fairness hearing. On September 8, 2017, following the fairness hearing, the Court certified the plaintiff class and approved the class action settlement.



## Canal System Financing

*American Trucking Association v. New York State Thruway Authority*, 13-CV-8123 (SDNY), is a purported class action by a trucking industry trade association and three trucking companies against the Thruway Authority, the Canal Corporation and individual officers and board members of both entities, claiming violations of the Commerce Clause and the Privileges and Immunities Clauses of the United States Constitution because of the Thruway Authority's use of revenues from Thruway Authority tolls to maintain and improve the State's canal system. The District Court granted defendant's motion to dismiss the complaint for failure to join the State as a necessary party. On August 4, 2015, the Second Circuit Court of Appeals reversed the judgment of the District Court dismissing the complaint and remanded the case to District Court for further proceedings.

Following the Second Circuit's remand, plaintiffs filed a motion for partial summary judgment on December 9, 2015. Defendants filed an opposition and cross-motion for summary judgment on February 15, 2016. Briefing on the motion and cross-motion were fully submitted as of April 1, 2016. In an August 10, 2016 decision, the District Court concluded that the claims were not barred by limitations or laches and that, to the extent that the tolls collected from interstate truckers were used to maintain the canal system, the incorporation of those expenses into the Thruway's toll rates, and their collection from the plaintiffs, violates the dormant commerce clause of the United States Constitution.

Plaintiffs' motion for class action certification was filed with the District Court on September 6, 2016. Defendants' response was filed on November 18, 2016 and plaintiffs' reply was filed February 3, 2017. In addition, on January 26, 2017, the Thruway Authority moved to dismiss for lack of subject matter jurisdiction based on Federal legislation authorizing the Thruway to use highway tolls for canal purposes. Plaintiffs' opposition to that motion was filed February 13, 2017 and defendants' reply was filed on February 16, 2017. Thereafter, all matters on the case were stayed pending the determination of the motion to dismiss - with discovery ongoing, a trial on the issue of damages had previously been scheduled to begin in March 2017. In addition, on February 1, 2017, counsel for plaintiffs filed a similar, companion, action on behalf of the motor bus industry as a related case, *Am. Bus Ass'n v. N.Y. Thruway Auth.*, 17-CV-0782 (SDNY).

On March 1, 2017, the Court entered a decision dismissing the complaint in the original matter under Fed. R. Civ. P. 12(c) for failure to state a cause of action, consistent with the Thruway Authority's motion to dismiss. The Court entered judgment in favor of defendants the same day. The Court also entered an order to show cause in the companion matter brought by the bus association, directing plaintiffs to indicate by March 20, 2017, why the similar matter should not be dismissed on the same grounds as the trucking lawsuit. The Court subsequently granted judgment in favor of defendants in the bus association case. Plaintiffs appealed in both the trucking association and bus association cases, and the two appeals were consolidated by the Second Circuit with the consent of both sides. Plaintiff's opening brief on appeal was filed June 26, 2017. Defendants' opposing brief was filed September 25, 2017.





# Financial Plan Tables

[THIS PAGE INTENTIONALLY LEFT BLANK]

## Financial Plan Tables

The cash financial plan tables listed below appear on the following pages and summarize actual General Fund receipts and disbursements for fiscal year 2017 and projected receipts and disbursements for fiscal years 2018 through 2021 on a General Fund, State Operating Funds and All Governmental Funds basis. The Updated Financial Plan projections for FY 2018 and thereafter, set forth in this AIS Update, reflect the savings that DOB estimates would occur if the Governor continues to propose, and the Legislature continues to enact, balanced budgets in future years that limit annual growth in spending from State Operating Funds to no greater than 2 percent. The estimated savings are labeled in the Updated Financial Plan tables as "Adherence to 2% State Operating Funds Spending Benchmark". Total disbursements in the Updated Financial Plan tables and discussion do not reflect these savings. If the 2 percent State Operating Funds spending benchmark is not adhered to, budget gaps would be higher.

### General Fund - Total Budget

- Financial Plan, Annual Change from FY 2017 to FY 2018
- Financial Plan Projections FY 2018 through FY 2021
- Update to FY 2018
- Update to FY 2019
- Update to FY 2020
- Update to FY 2021

### General Fund - Receipts Detail (Excluding Transfers)

- Financial Plan Projections FY 2018 through FY 2021

### State Operating Funds Budget

- FY 2018
- FY 2019
- FY 2020
- FY 2021

### All Governmental Funds - Total Budget

- FY 2018
- FY 2019
- FY 2020
- FY 2021

### Cashflow - FY 2018 Monthly Projections

- General Fund

<b>CASH FINANCIAL PLAN</b>				
<b>GENERAL FUND</b>				
<b>ANNUAL CHANGE FROM CURRENT YEAR</b>				
<b>(millions of dollars)</b>				
	<b>FY 2017</b>	<b>FY 2018</b>	<b>Annual</b>	<b>Annual</b>
	<b>Results</b>	<b>First Quarter</b>	<b>\$ Change</b>	<b>% Change</b>
<b>Opening Fund Balance</b>	<b>8,934</b>	<b>7,749</b>	<b>(1,185)</b>	<b>-13.3%</b>
<b>Receipts:</b>				
<b>Taxes:</b>				
Personal Income Tax	32,535	34,407	1,872	5.8%
Consumption/Use Taxes	7,101	7,436	335	4.7%
Business Taxes	4,761	5,718	957	20.1%
Other Taxes	1,110	1,072	(38)	-3.4%
Miscellaneous Receipts	3,813	2,505	(1,308)	-34.3%
Federal Receipts	0	0	0	0.0%
<b>Transfers from Other Funds:</b>				
PIT in Excess of Revenue Bond Debt Service	10,275	10,906	631	6.1%
Sales Tax in Excess of LGAC	2,870	3,119	249	8.7%
Sales Tax in Excess of Revenue Bond Debt Service	2,672	2,779	107	4.0%
Real Estate Taxes in Excess of CW/CA Debt Service	940	1,023	83	8.8%
All Other	818	1,213	395	48.3%
<b>Total Receipts</b>	<b>66,895</b>	<b>70,178</b>	<b>3,283</b>	<b>4.9%</b>
<b>Disbursements:</b>				
Local Assistance	44,439	47,081	2,642	5.9%
<b>State Operations:</b>				
Personal Service	6,065	5,976	(89)	-1.5%
Non-Personal Service	2,022	2,246	224	11.1%
General State Charges	5,462	5,784	322	5.9%
<b>Transfers to Other Funds:</b>				
Debt Service	924	916	(8)	-0.9%
Capital Projects	2,569	2,623	54	2.1%
State Share of Mental Hygiene Medicaid	1,239	1,301	62	5.0%
SUNY Operations	996	1,015	19	1.9%
Other Purposes	4,364	4,291	(73)	-1.7%
<b>Total Disbursements</b>	<b>68,080</b>	<b>71,233</b>	<b>3,153</b>	<b>4.6%</b>
<b>Excess (Deficiency) of Receipts Over Disbursements</b>	<b>(1,185)</b>	<b>(1,055)</b>	<b>130</b>	<b>11.0%</b>
<b>Closing Fund Balance</b>	<b>7,749</b>	<b>6,694</b>	<b>(1,055)</b>	<b>-13.6%</b>
<b>Statutory Reserves</b>				
Tax Stabilization Reserve	1,258	1,258	0	
Rainy Day Reserve	540	540	0	
Contingency Reserve	21	21	0	
Community Projects	56	39	(17)	
<b>Reserved For</b>				
Potential Labor Agreements	25	155	130	
Undesignated Fund Balance	14	0	(14)	
Debt Management	500	500	0	
Extraordinary Monetary Settlements	5,335	4,181	(1,154)	

Source: NYS DOB.

<b>CASH FINANCIAL PLAN</b>				
<b>GENERAL FUND</b>				
<b>FY 2018 through FY 2021</b>				
<b>(millions of dollars)</b>				
	<b>FY 2018</b>	<b>FY 2019</b>	<b>FY 2020</b>	<b>FY 2021</b>
	<b>First Quarter</b>	<b>Projected</b>	<b>Projected</b>	<b>Projected</b>
<b>Receipts:</b>				
Taxes:				
Personal Income Tax	34,407	36,385	37,986	39,214
Consumption/Use Taxes	7,436	7,719	7,993	8,271
Business Taxes	5,718	5,770	6,190	6,522
Other Taxes	1,072	1,053	1,112	1,175
Miscellaneous Receipts	2,505	2,131	2,135	2,058
Federal Receipts	0	0	0	0
Transfers from Other Funds:				
PIT in Excess of Revenue Bond Debt Service	10,906	10,812	10,744	11,053
Sales Tax in Excess of LGAC	3,119	3,150	3,290	3,565
Sales Tax in Excess of Revenue Bond Debt Service	2,779	2,807	2,992	2,842
Real Estate Taxes in Excess of CW/CA Debt Service	1,023	1,080	1,133	1,189
All Other	1,213	736	720	720
<b>Total Receipts</b>	<b>70,178</b>	<b>71,643</b>	<b>74,295</b>	<b>76,609</b>
<b>Disbursements:</b>				
Local Assistance	47,081	50,169	53,186	55,863
State Operations:				
Personal Service	5,976	6,239	6,490	6,927
Non-Personal Service	2,246	2,534	2,677	2,723
General State Charges	5,784	6,320	6,783	7,344
Transfers to Other Funds:				
Debt Service	916	1,144	1,042	1,067
Capital Projects	2,623	4,047	3,869	3,488
State Share of Mental Hygiene Medicaid	1,301	1,231	1,119	1,119
SUNY Operations	1,015	1,005	1,001	1,001
Other Purposes	4,291	4,699	5,220	5,486
<b>Total Disbursements</b>	<b>71,233</b>	<b>77,388</b>	<b>81,387</b>	<b>85,018</b>
<b>Use (Reservation) of Fund Balance:</b>				
Community Projects	17	0	0	0
Potential Labor Agreements	(130)	0	0	0
Undesignated Fund Balance	14	0	0	0
Extraordinary Monetary Settlements	1,154	1,662	1,087	653
<b>Total Use (Reservation) of Fund Balance</b>	<b>1,055</b>	<b>1,662</b>	<b>1,087</b>	<b>653</b>
<b>Excess (Deficiency) of Receipts and Use (Reservation)</b>				
<b>of Fund Balance Over Disbursements (Before 2% Adherence)</b>	<b>0</b>	<b>(4,083)</b>	<b>(6,005)</b>	<b>(7,756)</b>
<b>Adherence to 2% Spending Benchmark*</b>	<b>0</b>	<b>3,242</b>	<b>5,968</b>	<b>8,156</b>
<b>Net General Fund Surplus (Deficit)</b>	<b>0</b>	<b>(841)</b>	<b>(37)</b>	<b>400</b>
* Savings estimated from limiting annual spending growth in future years to 2 percent. Calculation based on current FY 2018 projections. The Governor is expected to propose, and negotiate with the Legislature to enact, budgets in each fiscal year that hold State Operating Funds spending growth to 2 percent. Assumes all savings from holding spending growth to 2 percent are made available to the General Fund. Total disbursements in Financial Plan tables and discussion do not reflect these savings. If the 2 percent State Operating Funds spending benchmark is not adhered to, the projected operating position would decline.				
Source: NYS DOB.				

<b>CASH FINANCIAL PLAN</b>			
<b>GENERAL FUND</b>			
<b>FY 2018</b>			
<b>(millions of dollars)</b>			
	<u>Enacted</u>	<u>Change</u>	<u>First Quarter</u>
<b>Receipts:</b>			
Taxes:			
Personal Income Tax	34,406	1	34,407
Consumption/Use Taxes	7,438	(2)	7,436
Business Taxes	5,718	0	5,718
Other Taxes	1,072	0	1,072
Miscellaneous Receipts	2,152	353	2,505
Federal Receipts	0	0	0
Transfers from Other Funds:			
PIT in Excess of Revenue Bond Debt Service	10,923	(17)	10,906
Sales Tax in Excess of LGAC	3,120	(1)	3,119
Sales Tax in Excess of Revenue Bond Debt Service	2,766	13	2,779
Real Estate Taxes in Excess of CW/CA Debt Service	1,023	0	1,023
All Other	1,216	(3)	1,213
<b>Total Receipts</b>	<b>69,834</b>	<b>344</b>	<b>70,178</b>
<b>Disbursements:</b>			
Local Assistance	47,069	12	47,081
State Operations:			
Personal Service	5,950	26	5,976
Non-Personal Service	2,227	19	2,246
General State Charges	5,789	(5)	5,784
Transfers to Other Funds:			
Debt Service	921	(5)	916
Capital Projects	2,627	(4)	2,623
State Share of Mental Hygiene Medicaid	1,301	0	1,301
SUNY Operations	1,015	0	1,015
Other Purposes	4,300	(9)	4,291
<b>Total Disbursements</b>	<b>71,199</b>	<b>34</b>	<b>71,233</b>
<b>Use (Reservation) of Fund Balance:</b>			
Community Projects	16	1	17
Potential Labor Agreements	(130)	0	(130)
Undesignated Fund Balance	14	0	14
Rainy Day Reserve	0	0	0
Extraordinary Monetary Settlements	1,465	(311)	1,154
<b>Total Use (Reservation) of Fund Balance</b>	<b>1,365</b>	<b>(310)</b>	<b>1,055</b>
<b>Excess (Deficiency) of Receipts and Use (Reservation) of Fund Balance Over Disbursements (Before 2% Adherence)</b>	<b>0</b>	<b>0</b>	<b>0</b>
<b>Adherence to 2% Spending Benchmark*</b>	<b>0</b>	<b>0</b>	<b>0</b>
<b>Net General Fund Surplus (Deficit)</b>	<b>0</b>	<b>0</b>	<b>0</b>
* Savings estimated from limiting annual spending growth in future years to 2 percent. Calculation based on current FY 2018 projections. The Governor is expected to propose, and negotiate with the Legislature to enact, budgets in each fiscal year that hold State Operating Funds spending growth to 2 percent. Assumes all savings from holding spending growth to 2 percent are made available to the General Fund. Total disbursements in Financial Plan tables and discussion do not reflect these savings. If the 2 percent State Operating Funds spending benchmark is not adhered to, the projected operating position would decline.			
Source: NYS DOB.			

<b>CASH FINANCIAL PLAN</b>			
<b>GENERAL FUND</b>			
<b>FY 2019</b>			
<b>(millions of dollars)</b>			
	<u>Enacted</u>	<u>Change</u>	<u>First Quarter</u>
<b>Receipts:</b>			
Taxes:			
Personal Income Tax	36,385	0	36,385
Consumption/Use Taxes	7,726	(7)	7,719
Business Taxes	5,770	0	5,770
Other Taxes	1,053	0	1,053
Miscellaneous Receipts	2,128	3	2,131
Federal Receipts	0	0	0
Transfers from Other Funds:			
PIT in Excess of Revenue Bond Debt Service	10,838	(26)	10,812
Sales Tax in Excess of LGAC	3,154	(4)	3,150
Sales Tax in Excess of Revenue Bond Debt Service	2,797	10	2,807
Real Estate Taxes in Excess of CW/CA Debt Service	1,080	0	1,080
All Other	739	(3)	736
<b>Total Receipts</b>	<b><u>71,670</u></b>	<b><u>(27)</u></b>	<b><u>71,643</u></b>
<b>Disbursements:</b>			
Local Assistance	50,112	57	50,169
State Operations:			
Personal Service	6,237	2	6,239
Non-Personal Service	2,513	21	2,534
General State Charges	6,328	(8)	6,320
Transfers to Other Funds:			
Debt Service	1,155	(11)	1,144
Capital Projects	4,068	(21)	4,047
State Share of Mental Hygiene Medicaid	1,231	0	1,231
SUNY Operations	1,005	0	1,005
Other Purposes	4,704	(5)	4,699
<b>Total Disbursements</b>	<b><u>77,353</u></b>	<b><u>35</u></b>	<b><u>77,388</u></b>
<b>Use (Reservation) of Fund Balance:</b>			
Extraordinary Monetary Settlements	1,662	0	1,662
<b>Total Use (Reservation) of Fund Balance</b>	<b><u>1,662</u></b>	<b><u>0</u></b>	<b><u>1,662</u></b>
<b>Excess (Deficiency) of Receipts and Use (Reservation) of Fund Balance Over Disbursements (Before 2% Adherence)</b>	<b><u>(4,021)</u></b>	<b><u>(62)</u></b>	<b><u>(4,083)</u></b>
<b>Adherence to 2% Spending Benchmark*</b>	<b><u>3,230</u></b>	<b><u>12</u></b>	<b><u>3,242</u></b>
<b>Net General Fund Surplus (Deficit)</b>	<b><u>(791)</u></b>	<b><u>(50)</u></b>	<b><u>(841)</u></b>
* Savings estimated from limiting annual spending growth in future years to 2 percent. Calculation based on current FY 2018 projections. The Governor is expected to propose, and negotiate with the Legislature to enact, budgets in each fiscal year that hold State Operating Funds spending growth to 2 percent. Assumes all savings from holding spending growth to 2 percent are made available to the General Fund. Total disbursements in Financial Plan tables and discussion do not reflect these savings. If the 2 percent State Operating Funds spending benchmark is not adhered to, the projected operating position would decline.			
Source: NYS DOB.			

<b>CASH FINANCIAL PLAN</b>			
<b>GENERAL FUND</b>			
<b>FY 2020</b>			
<b>(millions of dollars)</b>			
	<u>Enacted</u>	<u>Change</u>	<u>First Quarter</u>
<b>Receipts:</b>			
Taxes:			
Personal Income Tax	37,986	0	37,986
Consumption/Use Taxes	7,996	(3)	7,993
Business Taxes	6,190	0	6,190
Other Taxes	1,112	0	1,112
Miscellaneous Receipts	2,135	0	2,135
Federal Receipts	0	0	0
Transfers from Other Funds:			
PIT in Excess of Revenue Bond Debt Service	10,789	(45)	10,744
Sales Tax in Excess of LGAC	3,292	(2)	3,290
Sales Tax in Excess of Revenue Bond Debt Service	2,981	11	2,992
Real Estate Taxes in Excess of CW/CA Debt Service	1,133	0	1,133
All Other	723	(3)	720
<b>Total Receipts</b>	<b><u>74,337</u></b>	<b><u>(42)</u></b>	<b><u>74,295</u></b>
<b>Disbursements:</b>			
Local Assistance	53,101	85	53,186
State Operations:			
Personal Service	6,424	66	6,490
Non-Personal Service	2,661	16	2,677
General State Charges	6,792	(9)	6,783
Transfers to Other Funds:			
Debt Service	1,053	(11)	1,042
Capital Projects	3,899	(30)	3,869
State Share of Mental Hygiene Medicaid	1,119	0	1,119
SUNY Operations	1,001	0	1,001
Other Purposes	5,227	(7)	5,220
<b>Total Disbursements</b>	<b><u>81,277</u></b>	<b><u>110</u></b>	<b><u>81,387</u></b>
<b>Use (Reservation) of Fund Balance:</b>			
Extraordinary Monetary Settlements	1,087	0	1,087
<b>Total Use (Reservation) of Fund Balance</b>	<b><u>1,087</u></b>	<b><u>0</u></b>	<b><u>1,087</u></b>
<b>Excess (Deficiency) of Receipts and Use (Reservation) of Fund Balance Over Disbursements (Before 2% Adherence)</b>	<b><u>(5,853)</u></b>	<b><u>(152)</u></b>	<b><u>(6,005)</u></b>
<b>Adherence to 2% Spending Benchmark*</b>	<b><u>5,855</u></b>	<b><u>113</u></b>	<b><u>5,968</u></b>
<b>Net General Fund Surplus (Deficit)</b>	<b><u>2</u></b>	<b><u>(39)</u></b>	<b><u>(37)</u></b>
* Savings estimated from limiting annual spending growth in future years to 2 percent. Calculation based on current FY 2018 projections. The Governor is expected to propose, and negotiate with the Legislature to enact, budgets in each fiscal year that hold State Operating Funds spending growth to 2 percent. Assumes all savings from holding spending growth to 2 percent are made available to the General Fund. Total disbursements in Financial Plan tables and discussion do not reflect these savings. If the 2 percent State Operating Funds spending benchmark is not adhered to, the projected operating position would decline.			
Source: NYS DOB.			



<b>CASH FINANCIAL PLAN</b>			
<b>GENERAL FUND</b>			
<b>FY 2021</b>			
<b>(millions of dollars)</b>			
	<u>Enacted</u>	<u>Change</u>	<u>First Quarter</u>
<b>Receipts:</b>			
Taxes:			
Personal Income Tax	39,215	(1)	39,214
Consumption/Use Taxes	8,274	(3)	8,271
Business Taxes	6,522	0	6,522
Other Taxes	1,175	0	1,175
Miscellaneous Receipts	2,058	0	2,058
Federal Receipts	0	0	0
Transfers from Other Funds:			
PIT in Excess of Revenue Bond Debt Service	11,054	(1)	11,053
Sales Tax in Excess of LGAC	3,567	(2)	3,565
Sales Tax in Excess of Revenue Bond Debt Service	2,830	12	2,842
Real Estate Taxes in Excess of CW/CA Debt Service	1,189	0	1,189
All Other	723	(3)	720
<b>Total Receipts</b>	<b><u>76,607</u></b>	<b><u>2</u></b>	<b><u>76,609</u></b>
<b>Disbursements:</b>			
Local Assistance	55,745	118	55,863
State Operations:			
Personal Service	6,796	131	6,927
Non-Personal Service	2,718	5	2,723
General State Charges	7,357	(13)	7,344
Transfers to Other Funds:			
Debt Service	1,074	(7)	1,067
Capital Projects	3,479	9	3,488
State Share of Mental Hygiene Medicaid	1,119	0	1,119
SUNY Operations	1,001	0	1,001
Other Purposes	5,483	3	5,486
<b>Total Disbursements</b>	<b><u>84,772</u></b>	<b><u>246</u></b>	<b><u>85,018</u></b>
<b>Use (Reservation) of Fund Balance:</b>			
Extraordinary Monetary Settlements	653	0	653
<b>Total Use (Reservation) of Fund Balance</b>	<b><u>653</u></b>	<b><u>0</u></b>	<b><u>653</u></b>
<b>Excess (Deficiency) of Receipts and Use (Reservation) of Fund Balance Over Disbursements (Before 2% Adherence)</b>	<b><u>(7,512)</u></b>	<b><u>(244)</u></b>	<b><u>(7,756)</u></b>
<b>Adherence to 2% Spending Benchmark*</b>	<b><u>7,955</u></b>	<b><u>201</u></b>	<b><u>8,156</u></b>
<b>Net General Fund Surplus (Deficit)</b>	<b><u>443</u></b>	<b><u>(43)</u></b>	<b><u>400</u></b>
* Savings estimated from limiting annual spending growth in future years to 2 percent. Calculation based on current FY 2018 projections. The Governor is expected to propose, and negotiate with the Legislature to enact, budgets in each fiscal year that hold State Operating Funds spending growth to 2 percent. Assumes all savings from holding spending growth to 2 percent are made available to the General Fund. Total disbursements in Financial Plan tables and discussion do not reflect these savings. If the 2 percent State Operating Funds spending benchmark is not adhered to, the projected operating position would decline.			
Source: NYS DOB.			

CASH RECEIPTS CURRENT STATE RECEIPTS GENERAL FUND FY 2018 THROUGH FY 2021 (millions of dollars)				
	FY 2018	FY 2019	FY 2020	FY 2021
	First Quarter	Projected	Projected	Projected
<b>Taxes:</b>				
Withholdings	39,459	41,314	42,557	43,543
Estimated Payments	15,924	17,521	19,069	18,712
Final Payments	2,511	2,669	2,818	2,978
Other Payments	1,416	1,487	1,551	1,588
<b>Gross Collections</b>	<b>59,310</b>	<b>62,991</b>	<b>65,995</b>	<b>66,821</b>
State/City Offset	(873)	(898)	(824)	(849)
Refunds	(9,054)	(10,220)	(11,253)	(10,507)
<b>Reported Tax Collections</b>	<b>49,383</b>	<b>51,873</b>	<b>53,918</b>	<b>55,465</b>
STAR (Dedicated Deposits)	(2,630)	(2,520)	(2,453)	(2,385)
RBTF (Dedicated Transfers)	(12,346)	(12,968)	(13,479)	(13,866)
<b>Personal Income Tax</b>	<b>34,407</b>	<b>36,385</b>	<b>37,986</b>	<b>39,214</b>
Sales and Use Tax	13,638	14,188	14,748	15,316
Cigarette and Tobacco Taxes	343	334	323	313
Motor Fuel Tax	0	0	0	0
Alcoholic Beverage Taxes	262	267	272	276
Medical Marihuana Excise Tax	0	0	0	0
Highway Use Tax	0	0	0	0
Auto Rental Tax	0	0	0	0
Taxicab Surcharge	0	0	0	0
TNC Assessment	12	24	24	24
<b>Gross Utility Taxes and Fees</b>	<b>14,255</b>	<b>14,813</b>	<b>15,367</b>	<b>15,929</b>
LGAC/STBF (Dedicated Transfers)	(6,819)	(7,094)	(7,374)	(7,658)
<b>Consumption/Use Taxes</b>	<b>7,436</b>	<b>7,719</b>	<b>7,993</b>	<b>8,271</b>
Corporation Franchise Tax	3,406	3,524	3,924	4,187
Corporation and Utilities Tax	585	563	569	575
Insurance Taxes	1,447	1,561	1,637	1,760
Bank Tax	280	122	60	0
Petroleum Business Tax	0	0	0	0
<b>Business Taxes</b>	<b>5,718</b>	<b>5,770</b>	<b>6,190</b>	<b>6,522</b>
Estate Tax	1,052	1,033	1,092	1,155
Real Estate Transfer Tax	1,204	1,258	1,308	1,360
Gift Tax	0	0	0	0
Real Property Gains Tax	0	0	0	0
Pari-Mutuel Taxes	17	17	17	17
Other Taxes	3	3	3	3
<b>Gross Other Taxes</b>	<b>2,276</b>	<b>2,311</b>	<b>2,420</b>	<b>2,535</b>
Real Estate Transfer Tax (Dedicated)	(1,204)	(1,258)	(1,308)	(1,360)
<b>Other Taxes</b>	<b>1,072</b>	<b>1,053</b>	<b>1,112</b>	<b>1,175</b>
<b>Payroll Tax</b>	<b>0</b>	<b>0</b>	<b>0</b>	<b>0</b>
<b>Total Taxes</b>	<b>48,633</b>	<b>50,927</b>	<b>53,281</b>	<b>55,182</b>
Licenses, Fees, Etc.	653	634	657	640
Abandoned Property	450	450	450	450
Motor Vehicle Fees	232	245	254	249
ABC License Fee	63	66	66	62
Reimbursements	289	286	288	288
Investment Income	21	8	8	8
Other Transactions	797	442	412	361
<b>Miscellaneous Receipts</b>	<b>2,505</b>	<b>2,131</b>	<b>2,135</b>	<b>2,058</b>
<b>Federal Receipts</b>	<b>0</b>	<b>0</b>	<b>0</b>	<b>0</b>
<b>Total</b>	<b>51,138</b>	<b>53,058</b>	<b>55,416</b>	<b>57,240</b>

Source: NYS DOB.

CASH FINANCIAL PLAN STATE OPERATING FUNDS BUDGET FY 2018 (millions of dollars)				
	General Fund	State Special Revenue Funds	Debt Service Funds	State Operating Funds Total
<b>Opening Fund Balance</b>	7,749	3,732	144	11,625
<b>Receipts:</b>				
Taxes	48,633	7,713	20,250	76,596
Miscellaneous Receipts	2,505	16,746	459	19,710
Federal Receipts	0	1	73	74
<b>Total Receipts</b>	<b>51,138</b>	<b>24,460</b>	<b>20,782</b>	<b>96,380</b>
<b>Disbursements:</b>				
Local Assistance	47,081	18,994	0	66,075
State Operations:				
Personal Service	5,976	6,959	0	12,935
Non-Personal Service	2,246	3,522	37	5,805
General State Charges	5,784	2,275	0	8,059
Debt Service	0	0	5,292	5,292
Capital Projects	0	2	0	2
<b>Total Disbursements</b>	<b>61,087</b>	<b>31,752</b>	<b>5,329</b>	<b>98,168</b>
<b>Other Financing Sources (Uses):</b>				
Transfers from Other Funds	19,040	7,837	3,733	30,610
Transfers to Other Funds	(10,146)	(949)	(19,183)	(30,278)
Bond and Note Proceeds	0	0	0	0
<b>Net Other Financing Sources (Uses)</b>	<b>8,894</b>	<b>6,888</b>	<b>(15,450)</b>	<b>332</b>
<b>Excess (Deficiency) of Receipts and Other Financing Sources (Uses) Over Disbursements</b>	<b>(1,055)</b>	<b>(404)</b>	<b>3</b>	<b>(1,456)</b>
<b>Closing Fund Balance</b>	<b>6,694</b>	<b>3,328</b>	<b>147</b>	<b>10,169</b>

Source: NYS DOB.

**CASH FINANCIAL PLAN**  
**STATE OPERATING FUNDS BUDGET**  
**FY 2019**  
(millions of dollars)

	General Fund	State Special Revenue Funds	Debt Service Funds	State Operating Funds Total
<b>Receipts:</b>				
Taxes	50,927	7,756	21,201	79,884
Miscellaneous Receipts	2,131	16,320	458	18,909
Federal Receipts	0	1	73	74
<b>Total Receipts</b>	<b>53,058</b>	<b>24,077</b>	<b>21,732</b>	<b>98,867</b>
<b>Disbursements:</b>				
Local Assistance	50,169	18,893	0	69,062
State Operations:				
Personal Service	6,239	6,941	0	13,180
Non-Personal Service	2,534	3,436	50	6,020
General State Charges	6,320	2,336	0	8,656
Debt Service	0	0	6,455	6,455
Capital Projects	0	0	0	0
<b>Total Disbursements</b>	<b>65,262</b>	<b>31,606</b>	<b>6,505</b>	<b>103,373</b>
<b>Other Financing Sources (Uses):</b>				
Transfers from Other Funds	18,585	8,091	3,907	30,583
Transfers to Other Funds	(12,126)	(338)	(19,130)	(31,594)
Bond and Note Proceeds	0	0	0	0
<b>Net Other Financing Sources (Uses)</b>	<b>6,459</b>	<b>7,753</b>	<b>(15,223)</b>	<b>(1,011)</b>
<b>Use (Reservation) of Fund Balance:</b>				
Extraordinary Monetary Settlements	1,662	0	0	1,662
<b>Total Use (Reservation) of Fund Balance</b>	<b>1,662</b>	<b>0</b>	<b>0</b>	<b>1,662</b>
<b>Excess (Deficiency) of Receipts and Use (Reservation) of Fund Balance Over Disbursements (Before 2% Adherence)</b>	<b>(4,083)</b>	<b>224</b>	<b>4</b>	<b>(3,855)</b>
<b>Adherence to 2% Spending Benchmark*</b>	<b>3,242</b>	<b>0</b>	<b>0</b>	<b>3,242</b>
<b>Net Surplus (Deficit)</b>	<b>(841)</b>	<b>224</b>	<b>4</b>	<b>(613)</b>

\* Savings estimated from limiting annual spending growth in future years to 2 percent. Calculation based on current FY 2018 projections. The Governor is expected to propose, and negotiate with the Legislature to enact, budgets in each fiscal year that hold State Operating Funds spending growth to 2 percent. Assumes all savings from holding spending growth to 2 percent are made available to the General Fund. Total disbursements in Financial Plan tables and discussion do not reflect these savings. If the 2 percent State Operating Funds spending benchmark is not adhered to, the projected operating position would decline.

Source: NYS DOB.

<b>CASH FINANCIAL PLAN</b>				
<b>STATE OPERATING FUNDS BUDGET</b>				
<b>FY 2020</b>				
<b>(millions of dollars)</b>				
	<b>General Fund</b>	<b>State Special Revenue Funds</b>	<b>Debt Service Funds</b>	<b>State Operating Funds Total</b>
<b>Receipts:</b>				
Taxes	53,281	7,812	22,042	83,135
Miscellaneous Receipts	2,135	16,222	459	18,816
Federal Receipts	0	1	73	74
<b>Total Receipts</b>	<b>55,416</b>	<b>24,035</b>	<b>22,574</b>	<b>102,025</b>
<b>Disbursements:</b>				
Local Assistance	53,186	18,939	0	72,125
State Operations:				
Personal Service	6,490	7,029	0	13,519
Non-Personal Service	2,677	3,416	50	6,143
General State Charges	6,783	2,412	0	9,195
Debt Service	0	0	7,120	7,120
Capital Projects	0	0	0	0
<b>Total Disbursements</b>	<b>69,136</b>	<b>31,796</b>	<b>7,170</b>	<b>108,102</b>
<b>Other Financing Sources (Uses):</b>				
Transfers from Other Funds	18,879	8,339	3,883	31,101
Transfers to Other Funds	(12,251)	(337)	(19,283)	(31,871)
Bond and Note Proceeds	0	0	0	0
<b>Net Other Financing Sources (Uses)</b>	<b>6,628</b>	<b>8,002</b>	<b>(15,400)</b>	<b>(770)</b>
<b>Use (Reservation) of Fund Balance:</b>				
Extraordinary Monetary Settlements	1,087	0	0	1,087
<b>Total Use (Reservation) of Fund Balance</b>	<b>1,087</b>	<b>0</b>	<b>0</b>	<b>1,087</b>
<b>Excess (Deficiency) of Receipts and Use (Reservation) of Fund Balance Over Disbursements (Before 2% Adherence)</b>	<b>(6,005)</b>	<b>241</b>	<b>4</b>	<b>(5,760)</b>
<b>Adherence to 2% Spending Benchmark*</b>	<b>5,968</b>	<b>0</b>	<b>0</b>	<b>5,968</b>
<b>Net Surplus (Deficit)</b>	<b>(37)</b>	<b>241</b>	<b>4</b>	<b>208</b>

\* Savings estimated from limiting annual spending growth in future years to 2 percent. Calculation based on current FY 2018 projections. The Governor is expected to propose, and negotiate with the Legislature to enact, budgets in each fiscal year that hold State Operating Funds spending growth to 2 percent. Assumes all savings from holding spending growth to 2 percent are made available to the General Fund. Total disbursements in Financial Plan tables and discussion do not reflect these savings. If the 2 percent State Operating Funds spending benchmark is not adhered to, the projected operating position would decline.

Source: NYS DOB.

<b>CASH FINANCIAL PLAN</b>				
<b>STATE OPERATING FUNDS BUDGET</b>				
<b>FY 2021</b>				
<b>(millions of dollars)</b>				
	<b>General Fund</b>	<b>State Special Revenue Funds</b>	<b>Debt Service Funds</b>	<b>State Operating Funds Total</b>
<b>Receipts:</b>				
Taxes	55,182	7,858	22,765	85,805
Miscellaneous Receipts	2,058	15,995	459	18,512
Federal Receipts	0	1	73	74
<b>Total Receipts</b>	<b>57,240</b>	<b>23,854</b>	<b>23,297</b>	<b>104,391</b>
<b>Disbursements:</b>				
Local Assistance	55,863	18,996	0	74,859
State Operations:				
Personal Service	6,927	7,133	0	14,060
Non-Personal Service	2,723	3,430	50	6,203
General State Charges	7,344	2,482	0	9,826
Debt Service	0	0	7,385	7,385
Capital Projects	0	0	0	0
<b>Total Disbursements</b>	<b>72,857</b>	<b>32,041</b>	<b>7,435</b>	<b>112,333</b>
<b>Other Financing Sources (Uses):</b>				
Transfers from Other Funds	19,369	8,535	3,846	31,750
Transfers to Other Funds	(12,161)	(236)	(19,703)	(32,100)
Bond and Note Proceeds	0	0	0	0
<b>Net Other Financing Sources (Uses)</b>	<b>7,208</b>	<b>8,299</b>	<b>(15,857)</b>	<b>(350)</b>
<b>Use (Reservation) of Fund Balance:</b>				
Extraordinary Monetary Settlements	653	0	0	653
<b>Total Use (Reservation) of Fund Balance</b>	<b>653</b>	<b>0</b>	<b>0</b>	<b>653</b>
<b>Excess (Deficiency) of Receipts and Use (Reservation) of Fund Balance Over Disbursements (Before 2% Adherence)</b>	<b>(7,756)</b>	<b>112</b>	<b>5</b>	<b>(7,639)</b>
<b>Adherence to 2% Spending Benchmark*</b>	<b>8,156</b>	<b>0</b>	<b>0</b>	<b>8,156</b>
<b>Net Surplus (Deficit)</b>	<b>400</b>	<b>112</b>	<b>5</b>	<b>517</b>

\* Savings estimated from limiting annual spending growth in future years to 2 percent. Calculation based on current FY 2018 projections. The Governor is expected to propose, and negotiate with the Legislature to enact, budgets in each fiscal year that hold State Operating Funds spending growth to 2 percent. Assumes all savings from holding spending growth to 2 percent are made available to the General Fund. Total disbursements in Financial Plan tables and discussion do not reflect these savings. If the 2 percent State Operating Funds spending benchmark is not adhered to, the projected operating position would decline.

Source: NYS DOB.

<b>CASH FINANCIAL PLAN</b>					
<b>ALL GOVERNMENTAL FUNDS</b>					
<b>FY 2018</b>					
<b>(millions of dollars)</b>					
	<b>General Fund</b>	<b>Special Revenue Funds</b>	<b>Capital Projects Funds</b>	<b>Debt Service Funds</b>	<b>All Funds Total</b>
<b>Opening Fund Balance</b>	<b>7,749</b>	<b>4,272</b>	<b>(1,060)</b>	<b>144</b>	<b>11,105</b>
<b>Receipts:</b>					
Taxes	48,633	7,713	1,327	20,250	77,923
Miscellaneous Receipts	2,505	16,958	6,833	459	26,755
Federal Receipts	0	54,844	2,270	73	57,187
<b>Total Receipts</b>	<b>51,138</b>	<b>79,515</b>	<b>10,430</b>	<b>20,782</b>	<b>161,865</b>
<b>Disbursements:</b>					
Local Assistance	47,081	69,504	5,033	0	121,618
<b>State Operations:</b>					
Personal Service	5,976	7,576	0	0	13,552
Non-Personal Service	2,246	4,901	0	37	7,184
General State Charges	5,784	2,590	0	0	8,374
Debt Service	0	0	0	5,292	5,292
Capital Projects	0	2	8,013	0	8,015
<b>Total Disbursements</b>	<b>61,087</b>	<b>84,573</b>	<b>13,046</b>	<b>5,329</b>	<b>164,035</b>
<b>Other Financing Sources (Uses):</b>					
Transfers from Other Funds	19,040	7,849	3,050	3,733	33,672
Transfers to Other Funds	(10,146)	(3,013)	(1,439)	(19,183)	(33,781)
Bond and Note Proceeds	0	0	988	0	988
<b>Net Other Financing Sources (Uses)</b>	<b>8,894</b>	<b>4,836</b>	<b>2,599</b>	<b>(15,450)</b>	<b>879</b>
<b>Excess (Deficiency) of Receipts and Other Financing Sources (Uses) Over Disbursements</b>	<b>(1,055)</b>	<b>(222)</b>	<b>(17)</b>	<b>3</b>	<b>(1,291)</b>
<b>Closing Fund Balance</b>	<b>6,694</b>	<b>4,050</b>	<b>(1,077)</b>	<b>147</b>	<b>9,814</b>

Source: NYS DOB.

**CASH FINANCIAL PLAN**  
**ALL GOVERNMENTAL FUNDS**  
**FY 2019**  
(millions of dollars)

	General Fund	Special Revenue Funds	Capital Projects Funds	Debt Service Funds	All Funds Total
<b>Receipts:</b>					
Taxes	50,927	7,756	1,395	21,201	81,279
Miscellaneous Receipts	2,131	16,532	7,573	458	26,694
Federal Receipts	0	56,154	2,429	73	58,656
<b>Total Receipts</b>	<b>53,058</b>	<b>80,442</b>	<b>11,397</b>	<b>21,732</b>	<b>166,629</b>
<b>Disbursements:</b>					
Local Assistance	50,169	70,796	5,028	0	125,993
State Operations:					
Personal Service	6,239	7,565	0	0	13,804
Non-Personal Service	2,534	4,853	0	50	7,437
General State Charges	6,320	2,655	0	0	8,975
Debt Service	0	0	0	6,455	6,455
Capital Projects	0	0	9,757	0	9,757
<b>Total Disbursements</b>	<b>65,262</b>	<b>85,869</b>	<b>14,785</b>	<b>6,505</b>	<b>172,421</b>
<b>Other Financing Sources (Uses):</b>					
Transfers from Other Funds	18,585	8,103	4,334	3,907	34,929
Transfers to Other Funds	(12,126)	(2,347)	(1,445)	(19,130)	(35,048)
Bond and Note Proceeds	0	0	478	0	478
<b>Net Other Financing Sources (Uses)</b>	<b>6,459</b>	<b>5,756</b>	<b>3,367</b>	<b>(15,223)</b>	<b>359</b>
<b>Use (Reservation) of Fund Balance:</b>					
Extraordinary Monetary Settlements	1,662	0	0	0	1,662
<b>Total Use (Reservation) of Fund Balance</b>	<b>1,662</b>	<b>0</b>	<b>0</b>	<b>0</b>	<b>1,662</b>
<b>Excess (Deficiency) of Receipts and Use (Reservation) of Fund Balance Over Disbursements (Before 2% Adherence)</b>					
	<b>(4,083)</b>	<b>329</b>	<b>(21)</b>	<b>4</b>	<b>(3,771)</b>
<b>Adherence to 2% Spending Benchmark*</b>	<b>3,242</b>	<b>0</b>	<b>0</b>	<b>0</b>	<b>3,242</b>
<b>Net Surplus (Deficit)</b>	<b>(841)</b>	<b>329</b>	<b>(21)</b>	<b>4</b>	<b>(529)</b>

\* Savings estimated from limiting annual spending growth in future years to 2 percent. Calculation based on current FY 2018 projections. The Governor is expected to propose, and negotiate with the Legislature to enact, budgets in each fiscal year that hold State Operating Funds spending growth to 2 percent. Assumes all savings from holding spending growth to 2 percent are made available to the General Fund. Total disbursements in Financial Plan tables and discussion do not reflect these savings. If the 2 percent State Operating Funds spending benchmark is not adhered to, the projected operating position would decline.

Source: NYS DOB.



**CASH FINANCIAL PLAN**  
**ALL GOVERNMENTAL FUNDS**  
**FY 2020**  
(millions of dollars)

	General Fund	Special Revenue Funds	Capital Projects Funds	Debt Service Funds	All Funds Total
<b>Receipts:</b>					
Taxes	53,281	7,812	1,391	22,042	84,526
Miscellaneous Receipts	2,135	16,434	7,278	459	26,306
Federal Receipts	0	57,054	2,215	73	59,342
<b>Total Receipts</b>	<b>55,416</b>	<b>81,300</b>	<b>10,884</b>	<b>22,574</b>	<b>170,174</b>
<b>Disbursements:</b>					
Local Assistance	53,186	71,898	4,645	0	129,729
State Operations:					
Personal Service	6,490	7,658	0	0	14,148
Non-Personal Service	2,677	4,892	0	50	7,619
General State Charges	6,783	2,736	0	0	9,519
Debt Service	0	0	0	7,120	7,120
Capital Projects	0	0	9,061	0	9,061
<b>Total Disbursements</b>	<b>69,136</b>	<b>87,184</b>	<b>13,706</b>	<b>7,170</b>	<b>177,196</b>
<b>Other Financing Sources (Uses):</b>					
Transfers from Other Funds	18,879	8,351	4,131	3,883	35,244
Transfers to Other Funds	(12,251)	(2,117)	(1,709)	(19,283)	(35,360)
Bond and Note Proceeds	0	0	387	0	387
<b>Net Other Financing Sources (Uses)</b>	<b>6,628</b>	<b>6,234</b>	<b>2,809</b>	<b>(15,400)</b>	<b>271</b>
<b>Use (Reservation) of Fund Balance:</b>					
Extraordinary Monetary Settlements	1,087	0	0	0	1,087
<b>Total Use (Reservation) of Fund Balance</b>	<b>1,087</b>	<b>0</b>	<b>0</b>	<b>0</b>	<b>1,087</b>
<b>Excess (Deficiency) of Receipts and Use (Reservation) of Fund Balance Over Disbursements (Before 2% Adherence)</b>					
	<b>(6,005)</b>	<b>350</b>	<b>(13)</b>	<b>4</b>	<b>(5,664)</b>
<b>Adherence to 2% Spending Benchmark*</b>					
	<b>5,968</b>	<b>0</b>	<b>0</b>	<b>0</b>	<b>5,968</b>
<b>Net Surplus (Deficit)</b>	<b>(37)</b>	<b>350</b>	<b>(13)</b>	<b>4</b>	<b>304</b>

\* Savings estimated from limiting annual spending growth in future years to 2 percent. Calculation based on current FY 2018 projections. The Governor is expected to propose, and negotiate with the Legislature to enact, budgets in each fiscal year that hold State Operating Funds spending growth to 2 percent. Assumes all savings from holding spending growth to 2 percent are made available to the General Fund. Total disbursements in Financial Plan tables and discussion do not reflect these savings. If the 2 percent State Operating Funds spending benchmark is not adhered to, the projected operating position would decline.

Source: NYS DOB.

**CASH FINANCIAL PLAN**  
**ALL GOVERNMENTAL FUNDS**  
**FY 2021**  
(millions of dollars)

	General Fund	Special Revenue Funds	Capital Projects Funds	Debt Service Funds	All Funds Total
<b>Receipts:</b>					
Taxes	55,182	7,858	1,391	22,765	87,196
Miscellaneous Receipts	2,058	16,210	6,695	459	25,422
Federal Receipts	0	57,337	2,171	73	59,581
<b>Total Receipts</b>	<b>57,240</b>	<b>81,405</b>	<b>10,257</b>	<b>23,297</b>	<b>172,199</b>
<b>Disbursements:</b>					
Local Assistance	55,863	72,318	4,124	0	132,305
State Operations:					
Personal Service	6,927	7,788	0	0	14,715
Non-Personal Service	2,723	4,887	0	50	7,660
General State Charges	7,344	2,816	0	0	10,160
Debt Service	0	0	0	7,385	7,385
Capital Projects	0	0	8,422	0	8,422
<b>Total Disbursements</b>	<b>72,857</b>	<b>87,809</b>	<b>12,546</b>	<b>7,435</b>	<b>180,647</b>
<b>Other Financing Sources (Uses):</b>					
Transfers from Other Funds	19,369	8,547	3,684	3,846	35,446
Transfers to Other Funds	(12,161)	(2,016)	(1,692)	(19,703)	(35,572)
Bond and Note Proceeds	0	0	301	0	301
<b>Net Other Financing Sources (Uses)</b>	<b>7,208</b>	<b>6,531</b>	<b>2,293</b>	<b>(15,857)</b>	<b>175</b>
<b>Use (Reservation) of Fund Balance:</b>					
Extraordinary Monetary Settlements	653	0	0	0	653
<b>Total Use (Reservation) of Fund Balance</b>	<b>653</b>	<b>0</b>	<b>0</b>	<b>0</b>	<b>653</b>
<b>Excess (Deficiency) of Receipts and Use (Reservation) of Fund Balance Over Disbursements (Before 2% Adherence)</b>					
	(7,756)	127	4	5	(7,620)
<b>Adherence to 2% Spending Benchmark*</b>					
	8,156	0	0	0	8,156
<b>Net Surplus (Deficit)</b>	<b>400</b>	<b>127</b>	<b>4</b>	<b>5</b>	<b>536</b>

\* Savings estimated from limiting annual spending growth in future years to 2 percent. Calculation based on current FY 2018 projections. The Governor is expected to propose, and negotiate with the Legislature to enact, budgets in each fiscal year that hold State Operating Funds spending growth to 2 percent. Assumes all savings from holding spending growth to 2 percent are made available to the General Fund. Total disbursements in Financial Plan tables and discussion do not reflect these savings. If the 2 percent State Operating Funds spending benchmark is not adhered to, the projected operating position would decline.

Source: NYS DOB.

CASHFLOW GENERAL FUND FY 2018 (dollars in millions)													
	2017 April Results	May Results	June Results	July Projected	August Projected	September Projected	October Projected	November Projected	December Projected	2018 January Projected	February Projected	March Projected	Total
<b>OPENING BALANCE</b>	7,749	7,405	3,140	3,014	3,790	3,704	6,545	6,039	4,331	8,438	10,968	10,183	7,749
<b>RECEIPTS:</b>													
Personal Income Tax	3,751	1,576	3,431	1,987	2,279	3,827	2,133	1,759	4,139	4,420	2,604	2,501	34,407
Consumption/Use Taxes	522	539	731	577	568	754	593	589	729	636	501	697	7,436
Business Taxes	421	137	770	58	253	990	(4)	77	1,310	15	(108)	1,799	5,718
Other Taxes	91	114	103	71	88	87	86	86	86	86	86	88	1,072
Total Taxes	4,785	2,366	5,035	2,693	3,188	5,658	2,808	2,511	6,264	5,157	3,083	5,085	48,633
Abandoned Property	0	0	0	0	0	35	30	155	50	0	0	180	450
ABC License Fee	6	6	6	5	5	5	5	5	5	5	5	5	63
Investment Income	4	1	2	1	2	1	2	1	2	1	2	2	21
Licenses, Fees, etc.	27	73	36	51	65	35	55	55	65	70	35	86	653
Motor Vehicle Fees	36	29	31	(5)	19	20	18	20	15	16	17	16	232
Reimbursements	2	23	37	10	5	50	5	25	45	10	20	57	289
Other Transactions	20	381	52	51	33	71	41	18	58	19	17	36	797
Total Miscellaneous Receipts	95	513	164	113	129	217	156	279	240	121	96	382	2,505
Federal Receipts	0	0	0	0	0	0	0	0	0	0	0	0	0
PIT in Excess of Revenue Bond Debt Service	1,249	509	1,162	475	355	1,510	712	389	1,418	801	702	1,624	10,906
Tax in Excess of LGAC	234	54	508	259	227	348	268	267	339	285	3	327	3,119
Sales Tax Bond Fund	179	186	280	210	203	318	205	203	276	221	169	329	2,779
Real Estate Taxes in Excess of CW/CA Debt Service	81	95	89	79	92	93	92	81	85	93	80	63	1,023
All Other	10	2	3	9	1	105	12	17	5	40	153	856	1,213
Total Transfers from Other Funds	1,753	846	2,042	1,032	878	2,374	1,289	957	2,123	1,440	1,107	3,199	19,040
<b>TOTAL RECEIPTS</b>	<b>6,633</b>	<b>3,725</b>	<b>7,241</b>	<b>3,838</b>	<b>4,195</b>	<b>8,249</b>	<b>4,253</b>	<b>3,747</b>	<b>8,627</b>	<b>6,718</b>	<b>4,286</b>	<b>8,666</b>	<b>70,178</b>
<b>DISBURSEMENTS:</b>													
School Aid	868	3,358	1,878	38	622	1,606	1,019	1,525	1,939	492	713	8,265	22,323
Higher Education	19	37	954	221	128	174	108	46	193	73	319	527	2,799
All Other Education	95	484	75	158	69	298	55	34	281	41	224	442	2,256
Medicaid - DOH	1,376	1,408	1,370	1,165	1,156	1,079	933	1,199	883	1,031	1,101	665	13,366
Public Health	68	177	50	63	67	61	47	48	49	30	31	14	705
Mental Hygiene	2	3	184	(1)	7	231	3	5	219	3	60	174	890
Children and Families	36	101	194	72	87	287	83	83	283	83	116	225	1,650
Temporary & Disability Assistance	95	112	143	92	106	105	106	107	106	106	106	132	1,316
Transportation	0	25	14	0	25	0	0	25	12	0	13	0	114
Unrestricted Aid	0	11	388	3	1	101	7	1	184	1	1	63	761
All Other	11	16	90	18	45	36	103	141	110	105	118	108	901
Total Local Assistance	2,570	5,732	5,340	1,829	2,313	3,978	2,464	3,214	4,259	1,965	2,802	10,615	47,081
Personal Service	485	642	475	466	503	426	547	586	427	423	420	576	5,976
Non-Personal Service	91	226	185	142	190	194	168	190	193	202	190	275	2,246
Total State Operations	576	868	660	608	693	620	715	776	620	625	610	851	8,222
General State Charges	2,398	292	409	347	113	255	489	159	235	506	232	349	5,784
Debt Service	274	(1)	2	152	(3)	(59)	361	0	(2)	294	(20)	(82)	916
Capital Projects	310	268	438	(600)	586	429	87	509	(777)	515	780	78	2,623
State Share Medicaid	100	138	98	64	104	132	109	108	108	108	110	122	1,301
SUNY Operations	218	218	218	181	0	0	0	181	0	0	0	(1)	1,015
Other Purposes	531	475	202	481	475	53	534	508	77	175	557	223	4,291
Total Transfers to Other Funds	1,433	1,098	958	278	1,162	555	1,091	1,306	(594)	1,092	1,427	340	10,146
<b>TOTAL DISBURSEMENTS</b>	<b>6,977</b>	<b>7,990</b>	<b>7,367</b>	<b>3,062</b>	<b>4,281</b>	<b>5,408</b>	<b>4,759</b>	<b>5,455</b>	<b>4,520</b>	<b>4,188</b>	<b>5,071</b>	<b>12,155</b>	<b>71,233</b>
Excess/(Deficiency) of Receipts over Disbursements	(344)	(4,265)	(126)	776	(86)	2,841	(506)	(1,708)	4,107	2,530	(785)	(3,489)	(1,055)
<b>CLOSING BALANCE</b>	<b>7,405</b>	<b>3,140</b>	<b>3,014</b>	<b>3,790</b>	<b>3,704</b>	<b>6,545</b>	<b>6,039</b>	<b>4,331</b>	<b>8,438</b>	<b>10,968</b>	<b>10,183</b>	<b>6,694</b>	<b>6,694</b>

Source: NYS DOB.

[THIS PAGE INTENTIONALLY LEFT BLANK]



# **New York State Annual Information Statement**

**June 20, 2017**

[THIS PAGE INTENTIONALLY LEFT BLANK]

<b>INTRODUCTION</b> .....	1
Usage Notice .....	3
<b>BUDGETARY AND ACCOUNTING PRACTICES</b> .....	7
<b>FINANCIAL PLAN OVERVIEW</b> .....	13
General Fund Cash-Basis Financial Plan .....	14
FY 2018 Detailed Gap-Closing Plan .....	25
Changes to Executive Budget .....	34
Extraordinary Monetary Settlements .....	40
Other Matters Affecting the Financial Plan .....	44
<b>STATE FINANCIAL PLAN PROJECTIONS FISCAL YEARS 2018 THROUGH 2021</b> .....	63
Introduction .....	63
Summary .....	64
Receipts .....	67
Disbursements .....	78
<b>PRIOR FISCAL YEARS</b>	
<b>ECONOMICS AND DEMOGRAPHICS</b>	
<b>CAPITAL PROGRAM AND FINANCING PLAN</b>	
<b>AUTHORITIES AND LOCALITIES</b>	
<b>STATE GOVERNMENT EMPLOYMENT</b>	
<b>STATE RETIREMENT SYSTEM</b>	
<b>LITIGATION</b>	
<b>EXHIBIT A - SELECTED STATE GOVERNMENT SUMMARY</b>	
<b>EXHIBIT B - STATE-RELATED BOND AUTHORIZATIONS</b>	
<b>EXHIBIT C - GAAP-BASIS FINANCIAL PLAN</b>	
<b>EXHIBIT D - PRINCIPAL STATE TAXES AND FEES</b>	
<b>EXHIBIT E - GLOSSARY OF FINANCIAL TERMS</b>	
<b>EXHIBIT F - GLOSSARY OF ACRONYMS</b>	

[THIS PAGE INTENTIONALLY LEFT BLANK]



# Introduction

[THIS PAGE INTENTIONALLY LEFT BLANK]

This Annual Information Statement (AIS) is dated June 20, 2017 and contains information only through that date. This AIS constitutes the official disclosure regarding the financial position of the State of New York (the “State”) and related matters and replaces the AIS dated June 29, 2016 and all updates and supplements issued in connection therewith. This AIS is scheduled to be updated on a quarterly basis and may be supplemented from time to time as developments warrant. This AIS, including the Exhibits attached hereto, should be read in its entirety, together with any updates and supplements that may be issued during the fiscal year.

In this AIS, readers will find:

1. Information on the State’s current financial projections, including summaries and extracts from the State’s fiscal year 2018 (FY 2018)<sup>1</sup> Enacted Budget Financial Plan (the “Enacted Budget Financial Plan”), issued by the Division of the Budget (DOB) in May 2017. The Enacted Budget Financial Plan sets forth the State’s official financial projections for FY 2018 through FY 2021. It includes, among other things, information on the major components of the FY 2018 General Fund gap-closing plan, future potential General Fund budget gaps, and multi-year projections of receipts and disbursements in the State’s operating funds. Note that the Enacted Budget Financial Plan does not reflect the May 24, 2017 consent order between the State Department of Financial Services (DFS) and BNP Paribas S.A. and BNP Paribas S.A. New York Branch (together “BNPP”), pursuant to which BNPP has paid a \$350 million civil monetary penalty to DFS pursuant to Banking Law Section 44 for engaging in improper, unsafe and unsound conduct, in violation of New York State laws and regulations, that included collusive conduct, improper exchange of information, manipulation of the price at which daily benchmark rates were set, and misleading customers. DOB next expects to update the State’s multi-year financial projections in July 2017 with the First Quarterly Update to the Financial Plan.
2. A discussion of issues and risks that may affect the State’s financial projections during the State’s current fiscal year or in future years (under the heading “Financial Plan Overview — Other Matters Affecting the Financial Plan”).
3. Information on other subjects relevant to the State’s finances, including summaries of: (a) operating results for the three prior fiscal years (presented on a cash basis of accounting), (b) the State’s revised economic forecast and a profile of the State economy, (c) the State’s debt and other financing activities, (d) the organization of State government, and (e) activities of public authorities and localities.
4. The status of significant litigation that has the potential to adversely affect the State’s finances.

DOB is responsible for preparing the State’s Financial Plan and presenting the information that appears in this AIS on behalf of the State. In preparing this AIS, DOB has also relied on information drawn from other sources, including the Office of the State Comptroller (OSC). In particular, information contained in the section entitled “State Retirement System” has been furnished by

---

<sup>1</sup> The State fiscal year is identified by the calendar year in which it ends. For example, FY 2018 is the FY that began on April 1, 2017 and ends on March 31, 2018.

OSC, while information relating to matters described in the section entitled “Litigation” has been furnished by the State Office of the Attorney General. DOB has not undertaken any independent verification of the information contained in these sections of the AIS.

During the fiscal year, the Governor, the State Comptroller, State legislators, and others may issue statements or reports that contain predictions, projections, or other information relating to the State's financial position or condition, including potential operating results for the current fiscal year and projected budget gaps for future fiscal years, that may vary materially from the information provided in this AIS, as updated or supplemented. Investors and other market participants should, however, refer to this AIS, as updated or supplemented, for the most current official information regarding the financial position of the State.

The factors affecting the State's financial condition are complex. This AIS contains forecasts, projections and estimates that are based on expectations and assumptions, which existed at the time they were prepared, and contains statements relating to future results and economic performance that are "forward-looking statements" as defined in the Private Securities Litigation Reform Act of 1995. Since many factors may materially affect fiscal and economic conditions in the State, the inclusion in this AIS of forecasts, projections, and estimates should not be regarded as a representation that such forecasts, projections, and estimates will occur. The forward-looking statements contained herein are based on the State's expectations and are necessarily dependent upon assumptions, estimates and data that it believes are reasonable as of the date made but that may be incorrect, incomplete or imprecise or not reflective of actual results. Forecasts, projections, and estimates are not intended as representations of fact or guarantees of results. The words “expects”, “forecasts”, “projects”, “intends”, “anticipates”, “estimates”, “assumes” and analogous expressions are intended to identify forward-looking statements in the AIS. Any such statements inherently are subject to a variety of risks and uncertainties that could cause actual results to differ materially and adversely from those projected. Such risks and uncertainties include, among others, general economic and business conditions; changes in political, social, economic and environmental conditions, including climate change and extreme weather events; impediments to the implementation of gap-closing actions; regulatory initiatives and compliance with governmental regulations; litigation; actions by the Federal government to reduce or disallow expected aid, including Federal aid authorized or appropriated by Congress but subject to sequestration, administrative actions, or other actions that would reduce aid to the State; and various other events, conditions and circumstances, many of which are beyond the control of the State. These forward-looking statements speak only as of the date of this AIS.

**Note that all FY 2017 financial results contained within this AIS are unaudited and preliminary.**

The annual independent audit of the State's Basic Financial Statements is expected to be completed by July 29, 2017. Both the Comptroller's Annual Report to the Legislature on State Funds Cash Basis of Accounting and the State's Basic Financial Statements are due by July 29, 2017. These reports will contain the final FY 2017 financial results. Copies may be obtained by contacting the Office of the State Comptroller, 110 State Street, Albany, NY 12236. The Basic Financial Statements for FY 2016 are available in electronic form at [www.osc.state.ny.us](http://www.osc.state.ny.us) and at [www.emma.msrb.org](http://www.emma.msrb.org).

In addition to regularly scheduled quarterly updates to this AIS, the State may issue AIS supplements or other disclosure notices to this AIS as events warrant. The State intends to announce publicly whenever an update or a supplement is issued. The State may choose to incorporate by reference all or a portion of this AIS in Official Statements or related disclosure documents for State or State-supported debt issuances. The State has filed this AIS with the Municipal Securities Rulemaking Board through its Electronic Municipal Market Access (EMMA) system. An electronic copy of this AIS can be accessed through EMMA at [www.emma.msrb.org](http://www.emma.msrb.org). An official copy of this AIS may be obtained by contacting the New York State Division of the Budget, State Capitol, Albany, NY 12224, Tel: (518) 474-2302.

## Usage Notice

This AIS has been prepared and made available by the State pursuant to its contractual undertakings under various continuing disclosure agreements (CDAs) entered into by the State in connection with financings of the State, as well as certain issuers, including public authorities of the State, that may depend in whole or in part on State appropriations as sources of payments of their respective bonds, notes or other obligations.

This AIS is available in electronic form on the DOB website at [www.budget.ny.gov](http://www.budget.ny.gov). Such availability does not imply that there have been no changes in the financial position of the State subsequent to the posting of this information. Maintenance of this AIS on the DOB website, or on the EMMA website, is not intended as a republication of the information therein on any date subsequent to its release date. No incorporation by reference or republication of any information contained on any website is intended or shall be deemed to have occurred as a result of the inclusion of any website address in this AIS.

**Neither this AIS nor any portion thereof may be: (i) included in a Preliminary Official Statement, Official Statement, or other offering document, or incorporated by reference therein, unless DOB has expressly consented thereto following a written request to the State of New York, Division of the Budget, State Capitol, Albany, NY 12224, or (ii) considered to be continuing disclosure in connection with any offering unless a CDA relating to the series of bonds or notes has been executed by DOB. Any such use, or incorporation by reference, of this AIS or any portion thereof in a Preliminary Official Statement, Official Statement, or other offering document or continuing disclosure filing without such consent and agreement by DOB is unauthorized and the State expressly disclaims any responsibility with respect to the inclusion, intended use, and updating of this AIS if so misused.**

[THIS PAGE INTENTIONALLY LEFT BLANK]



# **Budgetary and Accounting Practices**

[THIS PAGE INTENTIONALLY LEFT BLANK]



## Significant Budgetary/Accounting Practices

Unless clearly noted otherwise, all financial information in this AIS is presented on a cash basis of accounting.

The State's **General Fund** receives the majority of State taxes and all income not earmarked for a particular program or activity. State law requires the Governor to submit, and the Legislature to enact, a General Fund budget that is balanced on a cash basis of accounting. The State Constitution and State Finance Law do not provide a precise definition of budget balance. In practice, the General Fund is considered balanced if sufficient resources are, or are expected to be, available during the fiscal year for the State to: (a) make all planned payments, including Personal Income Tax (PIT) refunds, without the issuance of deficit notes or bonds or extraordinary cash management actions, (b) restore the balances in the Tax Stabilization Reserve and Rainy Day Reserve to levels at or above the levels on deposit when the fiscal year began, and (c) maintain other reserves, as required by law. For purposes of calculating budget balance, the General Fund includes transfers to and from other funds.

The General Fund is the sole financing source for the School Tax Relief (STAR) fund, and is typically the financing source of last resort for the State's other major funds which include the Health Care Reform Act (HCRA) funds, the Dedicated Highway and Bridge Trust Fund (DHBTF), the Lottery Fund, and the mental hygiene program and patient income accounts. Therefore, the General Fund projections account for any estimated funding shortfalls in these funds. Since the General Fund is the fund that is required by law to be balanced, the focus of the State's budgetary and gap-closing discussion in this AIS is generally weighted toward the General Fund.

From time to time, DOB will informally designate unrestricted balances in the General Fund for specific purposes (e.g., the payment of costs related to potential labor contracts covering prior contract periods). These amounts are typically identified with the phrase "reserved for" and are not held in distinct accounts within the General Fund and may be used for other purposes.

**State Operating Funds** is a broader measure of spending for operations (as distinct from capital purposes) that is funded with State resources. It includes financial activity not only in the General Fund, but also State-funded special revenue funds and debt service funds (spending from capital project funds and Federal funds is excluded). As a significant amount of financial activity occurs in funds outside of the General Fund, State Operating Funds is, in DOB's view, a more comprehensive measure of State-funded activities for operating purposes that are funded with State resources (e.g., taxes, assessments, fees, tuition). The State Operating Funds perspective has the advantage of eliminating certain distortions in operating activities that may be caused by, among other things, the State's complex fund structure, the transfer of money among funds, and the accounting of disbursements against appropriations in different funds. For example, the State funds its share of the Medicaid program from both the General Fund and HCRA Funds, the latter being State Special Revenue Funds. The State Operating Funds perspective captures Medicaid disbursements from both of these fund types, giving a more complete accounting of State-funded Medicaid disbursements. For such reasons, the discussion of disbursement projections often emphasizes

the State Operating Funds perspective. The State's adherence to a 2 percent annual spending growth limitation is calculated on the State Operating Funds basis.

As described later in this AIS, the Enacted Budget Financial Plan reflects some actions that are expected to reduce the amount of annual spending that is accounted for in the State Operating Funds basis of reporting, including (i) realignment of certain operating costs to the capital budget to provide consistency in reporting across all agencies and a more accurate accounting of the overall capital budget, (ii) the payment of certain operating costs using available resources in accounts outside of the State Operating Funds basis of reporting, and (iii) the restructuring of the STAR program such that the spending for certain benefits is instead provided in the form of a tax credit for consistency with how other State tax credits are reported. If these and other transactions are not implemented as planned, it would add upward pressure to annual spending growth in State Operating Funds.

The State also reports disbursements and receipts activity for **All Governmental Funds** (All Funds), which includes spending from Capital Projects Funds and State and Federal operating funds, providing the most comprehensive view of the cash-basis financial operations of the State. The State accounts for receipts and disbursements by the fund in which the activity takes place (such as the General Fund), and the broad category or purpose of that activity (such as State Operations). The Enacted Budget Financial Plan tables present State projections and results by fund and category.

Fund types of the State include: the General Fund; State Special Revenue Funds, which receive certain dedicated taxes, fees and other revenues that are used for specified purposes; Federal Special Revenue Funds, which receive certain Federal grants; State and Federal Capital Projects Funds, which account for costs incurred in the construction, maintenance and rehabilitation of roads, bridges, prisons, university facilities, and other infrastructure projects; and Debt Service Funds, which account for the payment of principal, interest, and related expenses for debt issued by the State and on the State's behalf by its public authorities.

State Finance Law also requires DOB to prepare a pro forma financial plan using, to the extent practicable, generally accepted accounting principles (GAAP), although this requirement is for informational purposes. GAAP is a financial reporting regime, not a budgeting system. Thus, the GAAP-basis Financial Plan is not used by DOB as a benchmark for managing State finances during the fiscal year and is not updated on a quarterly basis. The GAAP-basis financial plan follows, to the extent practicable, the accrual methodologies and fund accounting rules applied by OSC in preparation of the audited Basic Financial Statements.

The Enacted Budget Financial Plan projections for future years may show budget gaps or budget surpluses in the General Fund. Budget gaps represent the difference between: (a) the projected General Fund disbursements, including transfers to other funds, needed to maintain current services levels and specific commitments, and (b) the projected level of resources, including transfers from other funds, to pay for these disbursements. The General Fund projections are based on a number of assumptions and are developed by the DOB in conjunction with other State agencies. Some projections are based on specific, known information (e.g., a statutory requirement to increase payments to a prescribed level), while others are based on more uncertain or

speculative information (e.g., the pace at which a new program will enroll recipients). In general, the Enacted Budget Financial Plan assumes that money appropriated in one fiscal year will continue to be appropriated in future years, even for programs that were not created in permanent law and that the State has no obligation to fund. Funding levels for nearly all State programs are reviewed annually, taking into account the current and projected fiscal position of the State.

The Enacted Budget Financial Plan projections for FY 2019 and thereafter, set forth in this AIS, reflect the savings that DOB estimates would be realized if the Governor continues to propose, and the Legislature continues to enact, balanced budgets that limit annual growth in State Operating Funds spending, as State Operating Funds is currently constituted in this AIS, to no greater than 2 percent.<sup>2</sup> Total disbursements in the Enacted Budget Financial Plan tables and narrative, contained in this AIS, do not reflect these assumed savings, which are instead reflected on a distinct line and labeled as “Adherence to 2 Percent Spending Benchmark.” Enacted Budget Financial Plan projections are subject to many risks and uncertainties, as well as future budgetary decisions and other factors not known at this time. If the 2 percent State Operating Funds spending benchmark is not adhered to, the projected budget gaps would be higher.

---

<sup>2</sup> Differences may occur from time to time between the State's Financial Plan and OSC's financial reports in the presentation and reporting of receipts and disbursements. For example, the Enacted Budget Financial Plan and the AIS may reflect a net expenditure amount while OSC may report the gross amount of the expenditure. If such differences in reporting between DOB and OSC occur, this could result in differences in the presentation and reporting of receipts and disbursements for discrete funds, as well as differences in the presentation and reporting for total State Operating Funds and total All Governmental Funds.

[THIS PAGE INTENTIONALLY LEFT BLANK]

# Financial Plan Overview

[THIS PAGE INTENTIONALLY LEFT BLANK]

The following table provides certain Financial Plan information for FY 2017 and FY 2018.

FINANCIAL PLAN AT-A-GLANCE: KEY MEASURES (millions of dollars)				
	FY 2017		FY 2018	
	Revised <sup>1</sup>	Results	Executive Amended <sup>2</sup>	Enacted
<b>State Operating Funds Disbursements</b>				
Size of Budget	\$96,200	\$96,199	\$98,062	\$98,134
Annual Growth	2.0%	2.0%	1.9%	2.0%
<b>Other Disbursement Measures</b>				
General Fund (Excluding Transfers)	\$58,570	\$57,988	\$61,293	\$61,035
Annual Growth	3.4%	2.3%	5.7%	5.3%
General Fund (Including Transfers) <sup>3</sup>	\$69,692	\$68,080	\$72,398	\$71,199
Annual Growth	2.4%	0.1%	6.3%	4.6%
State Funds (Including Capital)	\$105,306	\$104,029	\$110,200	\$109,396
Annual Growth	4.0%	2.8%	5.9%	5.2%
Capital Budget (Federal and State)	\$10,903	\$10,156	\$13,845	\$13,111
Annual Growth	21.4%	13.1%	36.3%	29.1%
Federal Operating Aid <sup>4</sup>	\$40,178	\$41,397	\$40,458	\$41,625
Annual Growth	-1.0%	2.0%	-2.3%	0.6%
All Funds <sup>4,5</sup>	\$147,281	\$147,752	\$152,365	\$152,870
Annual Growth	2.4%	2.7%	3.1%	3.5%
Capital Budget (Including "Off-Budget" Capital <sup>6</sup> )	\$11,615	\$10,737	\$14,602	\$13,794
Annual Growth	21.6%	12.4%	36.0%	28.5%
All Funds (Including "Off-Budget" Capital <sup>4,6</sup> )	\$147,993	\$148,333	\$153,122	\$153,553
Annual Growth	2.5%	2.7%	3.2%	3.5%
<b>Inflation (CPI)</b>	1.7%	1.6%	2.6%	2.2%
<b>All Funds Receipts</b>				
Taxes	\$74,973	\$74,372	\$79,534	\$77,926
Annual Growth	0.4%	-0.4%	6.9%	4.8%
Miscellaneous Receipts	\$26,175	\$26,594	\$26,611	\$26,509
Annual Growth	-4.0%	-2.5%	0.1%	-0.3%
Federal Grants <sup>4</sup>	\$44,001	\$46,144	\$44,370	\$45,884
Annual Growth	-1.1%	3.7%	-3.8%	-0.6%
Total Receipts <sup>4,5</sup>	\$145,149	\$147,110	\$150,515	\$150,319
Annual Growth	-0.9%	0.5%	2.3%	2.2%
<b>General Fund Cash Balance</b>				
Tax Stabilization/Rainy Day Reserve	\$7,232	\$7,749	\$5,917	\$6,384
Extraordinary Monetary Settlements	\$1,798	\$1,798	\$1,948	\$1,798
All Other Reserves/Fund Balances	\$4,860	\$5,335	\$3,256	\$3,870
	\$574	\$616	\$713	\$716
<b>Debt</b>				
Debt Service as % All Funds Receipts	4.0%	4.1%	3.9%	3.8%
State-Related Debt Outstanding	\$50,759	\$50,709	\$53,468	\$52,337
Debt Outstanding as % Personal Income	4.2%	4.2%	4.2%	4.2%
<b>State Workforce FTEs (Subject to Direct Executive Control) - All Funds</b>				
	118,809	117,909	118,673	118,481

<sup>1</sup> Updated as part of the FY 2018 Executive Budget, as amended.

<sup>2</sup> The annual percentage change calculations in the FY 2018 "Executive Amended" column have been updated for FY 2017 results.

<sup>3</sup> Annual growth includes planned transfer of Extraordinary Monetary Settlements from the General Fund to other funds.

<sup>4</sup> All Funds and Federal Operating Funds receipts and disbursements **exclude**: (a) Federal disaster aid for Superstorm Sandy, and (b) additional Federal aid associated with Federal health care reform. Federal grants reimburse certain transactions accounted for as transfers, not shown in disbursement totals in this table.

<sup>5</sup> All Funds disbursements are expected to exceed receipts by \$2.6 billion in FY 2018. The financing sources for the difference primarily include \$1.5 billion of monetary settlements and nearly \$1.0 billion in GO bond proceeds to reimburse planned first-instance capital spending.

<sup>6</sup> Represents capital spending that occurs outside the All Funds budget financed directly from State-supported bond proceeds held by public authorities.

### General Fund Cash Basis Financial Plan

#### Summary of Preliminary Unaudited Results for FY 2017 (Ended March 31, 2017)

The receipt of extraordinary monetary settlements ("Extraordinary Monetary Settlements")<sup>3</sup> continues to affect the State's receipts and cash position.<sup>4</sup> The following table summarizes the variance between the revised FY 2017 estimate ("Revised FY 2017 Estimate"), as included with the FY 2018 Executive Budget Financial Plan, as amended (the "Executive Budget Financial Plan") (dated February 2017) and unaudited FY 2017 year-end results, with and without Extraordinary Monetary Settlements (beyond the Extraordinary Monetary Settlement amounts annually budgeted in the General Fund for operating purposes).

<b>FY 2017 GENERAL FUND FINANCIAL PLAN</b>			
<b>SUMMARY OF CHANGES FROM EXECUTIVE BUDGET</b>			
(millions of dollars)			
	Revised Plan	Results	Variance
<b>Opening Fund Balance (Excluding Extraordinary Monetary Settlements)</b>	<b>2,634</b>	<b>2,634</b>	<b>0</b>
<b>Receipts</b>	<b>66,838</b>	<b>65,743</b>	<b>(1,095)</b>
Tax Receipts	62,969	62,264	(705)
Miscellaneous Receipts/Other Non-Tax Revenue <sup>1</sup>	3,869	3,479	(390)
<b>Disbursements</b>	<b>67,100</b>	<b>65,963</b>	<b>(1,137)</b>
Local Assistance	44,826	44,439	(387)
Agency Operations	13,744	13,549	(195)
Transfers to Other Funds <sup>1</sup>	8,530	7,975	(555)
<b>Net Change in Operations</b>	<b>(262)</b>	<b>(220)</b>	<b>42</b>
<b>Closing Fund Balance (Excluding Extraordinary Monetary Settlements)</b>	<b>2,372</b>	<b>2,414</b>	<b>42</b>
<b>Extraordinary Monetary Settlements <sup>1</sup></b>			
Settlements on Hand as of April 1, 2016	6,300	6,300	0
New Settlements Received in FY 2017	1,317	1,317	0
Transfers/Uses	(2,757)	(2,282)	475
<b>Closing Balance</b>	<b>4,860</b>	<b>5,335</b>	<b>475</b>
<b>Closing Fund Balance (Including Extraordinary Monetary Settlements)</b>	<b>7,232</b>	<b>7,749</b>	<b>517</b>

<sup>1</sup> Miscellaneous receipts include \$102 million in Extraordinary Monetary Settlement money budgeted for operating purposes. New settlements received reflect the gross value of monetary settlements paid to the State and the uses of such funds are accounted for by purpose. However, the General Fund miscellaneous receipts and transfers to other funds only exclude the amount that is received by the General Fund and transferred to other funds. Thus, it does not include any amounts retained and used for General Fund operations or Department of Law operations.

<sup>3</sup> Extraordinary Monetary Settlements are as detailed in the table under the "Financial Plan Overview - Extraordinary Monetary Settlements" section later in this AIS.

<sup>4</sup> The sources and uses of Extraordinary Monetary Settlements are described in more detail later in this AIS.



As shown in the preceding table, the State ended FY 2017 with a General Fund cash balance of \$7.7 billion, including the Extraordinary Monetary Settlements. The closing balance was \$517 million higher than the Revised FY 2017 Estimate. Most of the variance was due to the timing of transfers of Extraordinary Monetary Settlements from the General Fund to other funds. DOB intends to continue to process the transfers on an as-needed basis over the multi-year plan as spending from DIIF and other funds occurs.

## FY 2017 Year-End Results, Excluding Extraordinary Monetary Settlements

The following discussion of balances, receipts, and disbursements exclude the receipts and use of Extraordinary Monetary Settlements, unless otherwise noted. The General Fund tables later in this AIS include Extraordinary Monetary Settlements.

Excluding Extraordinary Monetary Settlements, the State ended FY 2017 in balance on a General Fund basis. Disbursements exceeded receipts by \$220 million, which was funded by the planned use of reserves set aside for labor contracts (\$140 million), resources carried in from FY 2016 (\$73 million), and use of Community Projects Fund resources to support spending reappropriated from that subfund within the General Fund (\$7 million).

General Fund receipts, including transfers from other funds, totaled \$65.7 billion or \$1.1 billion lower than the Revised FY 2017 Estimate. The variance was mainly due to lower business tax collections (\$810 million) resulting from shortfalls in audit collections and cash payments associated with final tax year 2015 returns. PIT receipts, including transfers after payment of debt service on State PIT Revenue Bonds, were \$115 million higher than the Revised FY 2017 Estimate, reflecting lower refunds and STAR deposits, partially offset by lower withholding and final returns.

General Fund non-tax receipts and transfers to the General Fund from other funding sources were \$390 million below the Revised FY 2017 Estimate. Several transfers from other funds, initially planned for the end of FY 2017, were not actually needed for operating purposes in FY 2017, and these transfers to the General Fund are now scheduled for FY 2018.

General Fund disbursements, including transfers to other funds, totaled \$66 billion in FY 2017, a decrease of \$1.1 billion from the Revised FY 2017 Estimate. The lower spending in both local assistance and agency operations was due in large part to the cautious estimation of General Fund expenses. In local assistance, disbursements for higher education, community school grant programs, and a range of other programs fell below planned levels.

In agency operations, including fringe benefits and fixed costs, lower spending occurred across many agencies with the most significant variance in DOH.

Transfers to capital projects funds were lower than estimated, reflecting both the pace of capital projects spending and the use of bond proceeds to reimburse first-instance capital spending.

In comparison to the AIS Update dated March 7, 2017, the State paid an additional \$210 million in debt service that was due in FY 2018. The pre-payments are reflected in the totals for tax receipts reported above. The payment of FY 2018 expenses during FY 2017 totaled \$490 million.

Excluding Extraordinary Monetary Settlements, the State ended FY 2017 with a General Fund closing balance of \$2.4 billion. The balance consists of \$1.8 billion in the State's Rainy Day Funds, \$56 million in the Community Projects Fund, and \$21 million in the Contingency Reserve Fund. In addition, the balance included \$500 million set aside for debt management, \$25 million for costs of retroactive labor agreements, and an undesignated balance of \$14 million.

The closing balance, excluding Extraordinary Monetary Settlements, was \$42 million higher than the Revised FY 2017 Estimate. This change reflects \$25 million for FY 2017 salary payments for Management/Confidential (M/C) employees that did not occur in FY 2017 but will now be paid in

the first quarter of FY 2018, \$14 million from delays of certain payments, and \$3 million more in the Community Projects Fund due to lower spending.

## Budget Negotiations and Subsequent Events

In developing the Executive Budget proposal for FY 2018, DOB estimated that the State faced a budget gap of \$3.5 billion for FY 2018. Budget gaps represent the difference between (a) the projected General Fund disbursements, including transfers to other funds, needed to maintain anticipated service levels and specific commitments, and (b) the expected level of resources to pay for them. The estimates are based on a number of assumptions and projections developed by the DOB in consultation with other State agencies.

The Governor submitted the FY 2018 Executive Budget proposal to the Legislature on January 17, 2017, and amendments to it on February 16, 2017 (the "Executive Budget"), as permitted by law. DOB estimated that, if enacted without modification, the Executive Budget proposal would have provided for balanced operations in the General Fund, as required by law, and limited annual spending growth in State Operating Funds to less than 2 percent, consistent with the spending benchmark established by the current administration.

## Legislative Action on the Executive Budget

The Legislature completed action on the appropriations and accompanying legislation that comprise the FY 2018 Enacted Budget (the "Enacted Budget") on April 9, 2017. Consistent with past practice, the Legislature enacted the annual debt service appropriations in advance of the other appropriations (the debt service appropriations were passed on March 28, 2017). The Governor completed his review of all FY 2018 budget bills, including exercising his line-item veto of certain appropriations added by the Legislature, on April 20, 2017.

During budget negotiations, the Executive and Legislature agreed to \$718 million in General Fund additions, spending restorations, and tax law changes to the Executive Budget proposal. The Enacted Budget agreement added \$272 million in Foundation Aid funding for School Aid above the Executive proposal (a net increase of \$86 million on a State Fiscal Year basis)<sup>5</sup>, bringing the annual Foundation Aid increase to \$700 million. Other spending additions of \$304 million were approved to fund a range of purposes, including education, higher education, and human services, as well as a wage increase for direct care and clinical care workers. Executive cost containment proposals that were not approved added \$157 million in costs in FY 2018. Lastly, several tax and revenue proposals were not approved or were modified in a manner that will yield less revenue than proposed, reducing the available resources by \$171 million in FY 2018.

The Enacted Budget includes, among others, the following Executive initiatives: a new scholarship program to allow families and individuals earning up to \$125,000 per year to attend college tuition-free at all public universities in New York State (Excelsior Scholarship); juvenile justice reform,

---

<sup>5</sup> The Legislature added \$122 million on a school year basis. In addition, the Executive Budget Financial Plan included \$150 million in School Aid on a school year basis for allocation by the Legislature. The \$150 million was also added to Foundation Aid as part of the Enacted Budget Financial Plan.

which raises, over a period of time, the age of criminal responsibility for juveniles from 16 to 18; and reforms to the State's indigent criminal defense system. In addition, both the current top income tax rate (proposed to be extended for three years in the Executive Budget), and the cap on charitable deductions made by high-income taxpayers (proposed to be made permanent in the Executive Budget), were extended for two years as part of the Enacted Budget.

DOB estimates that the Enacted Budget is balanced on a cash basis in the General Fund, as required by law, and limits the expected annual growth in State Operating Funds spending to 2 percent, consistent with the spending benchmark. The Enacted Budget projections reflect the changes to the Executive Budget proposal made during negotiations, updated data on economic activity and tax receipts, and operating results for FY 2017.

### **New Costs and Resource Reductions**

Based on its review of March and April 2017 tax collections, DOB has lowered its estimates for tax receipts in each fiscal year of the multi-year financial plan by approximately \$1.5 billion compared to the Executive Budget Financial Plan. The downward revisions, which are concentrated in PIT and business tax receipts, appear to be due in large part to taxpayer behavior in response to real and potential changes in State and Federal tax law. For PIT collections, which have been reduced by \$1.3 billion<sup>6</sup> in FY 2018, taxpayers and employers appear to have been anticipating that the Federal government will lower personal income tax rates in 2017, prompting a shift of capital gains from 2016 to 2017. It now appears that the extent of that shift likely exceeded DOB's estimates in the Executive Budget Financial Plan. For business tax collections, which have been reduced by \$237 million in FY 2018, it appears that taxpayers responded to the State corporate tax reforms enacted in 2014 by overpaying their tax liability in calendar year 2015 to avoid future penalties, and are now reconciling the amounts owed by reducing payments in calendar years 2016 and 2017. As described later in this AIS, the potential for major changes in Federal tax and expenditure policy will continue to present risks to the State's economic and receipts forecasts.

In addition to tax receipts, DOB has updated its calculation of the amounts due to the General Fund from other funds for fringe benefit costs. This recalculation, which is based on FY 2017 experience, results in higher General Fund fringe benefit costs of \$34 million in FY 2018 and roughly \$60 million in each fiscal year thereafter.

### **New Savings and Resources**

The Enacted Budget Financial Plan includes savings and resources in FY 2018 that DOB estimates will be sufficient both to fund the negotiated additions and restorations to the budget, and fully cover the new costs described above. Savings (as compared to the Executive Budget Financial Plan) include downward re-estimates to FY 2018 disbursements in most Enacted Budget Financial Plan categories based on a review of FY 2017 operating results, and the use of available resources accumulated in, and carried forward from, prior years. Specifically, local assistance aid claims for STAR, TAP and various other programs in FY 2017 were lower than expected, and this trend is expected to continue in FY 2018; debt service costs are expected to be reduced from refundings

---

<sup>6</sup> Excludes the impact of debt service changes on transfers of PIT collections to the General Fund.

and other portfolio management; transfers to other funds will be reduced, reflecting the use of available bond proceeds to reimburse first-instance capital spending from prior years; and transfers from other funds will be increased, reflecting the use of balances programmed but not needed for General Fund purposes in prior years. In addition, General Fund disbursements, which are calculated using conservative estimates to create an informal reserve against risks, have been adjusted downward across Enacted Budget Financial Plan categories.

Other resources for FY 2018 include the General Fund use of \$461 million in cash from Extraordinary Monetary Settlements that had not been appropriated for new commitments in the Enacted Budget and savings from the payment of FY 2018 expenses in FY 2017 beyond the level assumed in the Executive Budget Financial Plan (\$210 million).

### **FY 2018 Closing Balance**

DOB expects the State to end FY 2018 with a General Fund balance of \$6.4 billion, including Extraordinary Monetary Settlement funds, a decrease of \$1.4 billion from FY 2017 results. The planned transfer of Extraordinary Monetary Settlements to capital projects funds is the main cause for the expected decrease in fund balance. DOB intends to transfer Extraordinary Monetary Settlements on an as-needed basis over the next five years as spending occurs from the capital projects funds where the activity funded from Extraordinary Monetary Settlements is appropriated.<sup>7</sup> In addition, the Enacted Budget Financial Plan reflects the use of \$461 million in cash from Extraordinary Monetary Settlements that was not appropriated in the Enacted Budget to address the shortfall in current-year tax receipts. This amount includes \$150 million that the Executive Budget Financial Plan had earmarked for a possible deposit to the rainy day reserves, fiscal conditions permitting.

The State's general reserves (consisting of the State's rainy day reserves, the contingency reserve, and the fund balances set aside for debt management and labor costs) are expected to total \$2.5 billion at the end of FY 2018.

DOB expects the State will have sufficient liquidity in FY 2018 to make all planned payments as they become due. The State continues to reserve General Fund resources on a quarterly basis for debt service payments. Money to pay debt service on bonds secured by dedicated receipts, including PIT bonds and Sales Tax bonds, continues to be set aside as required by law and bond covenants.

### **Other Significant Legislation**

The Federal government may enact budgetary changes or take other actions that adversely affect State finances. State legislation approved with the Enacted Budget sets forth a process by which the State would manage significant reductions in Federal aid in the event that they should occur during FY 2018. Specifically, the legislation directs the Budget Director to prepare a corrective action plan for consideration by the Legislature in the event that (a) Federal aid for Medicaid is

---

<sup>7</sup> Legislation enacted with the FY 2017 Budget provides transfer authority from the General Fund to the Dedicated Infrastructure Investment Fund (DIIF) through FY 2021.

reduced by \$850 million or more or (b) Federal aid for all other programs is reduced by \$850 million or more. Each limit is triggered separately and is not additive. The legislation requires that the corrective action plan uniformly reduce appropriations and cash disbursements in the General Fund and State special revenue funds. Upon receipt of the plan, the Legislature has 90 days to adopt a corrective action plan by concurrent resolution, or the plan submitted by the Budget Director would take effect automatically.

In addition, the Enacted Budget includes legislation creating a Retiree Health Benefit Trust Fund (the “Trust Fund”) that authorizes the State to reserve money for the payment of health benefits of retired employees and their dependents. Under the legislation, the State may deposit cash in an amount not to exceed 0.5 percent of the total Other Post-Employment Benefits (OPEB) liability, as updated (the OPEB liability as of FY 2016 year-end is calculated at \$63.4 billion for the State and \$14.4 billion for the State University of New York (SUNY)). The Enacted Budget Financial Plan does not include any deposits to the Trust Fund.

**FY 2018 Financial Plan**

DOB estimates that the Enacted Budget Financial Plan provides for balanced operations in the General Fund in FY 2018. Excluding Extraordinary Monetary Settlement funds, estimated General Fund disbursements exceed receipts by \$516 million. The difference is financed by the use of Extraordinary Monetary Settlements that were not appropriated in the Enacted Budget (\$461 million), reserves set aside in FY 2017 to fund new labor contracts (\$25 million), resources carried in from FY 2016 (\$14 million), and Community Projects Fund resources (\$16 million).

The following table summarizes the projected annual change from FY 2017 to FY 2018 in General Fund receipts, disbursements, and fund balances, with and without the impact of Extraordinary Monetary Settlement activity.

<b>GENERAL FUND FINANCIAL PLAN</b> (millions of dollars)				
	FY 2017 Results	FY 2018 Enacted	Annual Change	
			Dollar	Percent
<b>Opening Fund Balance (Excluding Extraordinary Monetary Settlements)</b>	2,634	2,414	(220)	-8.4%
<b>Total Receipts</b>	<u>65,743</u>	<u>69,801</u>	<u>4,058</u>	<u>6.2%</u>
Taxes	62,264	66,466	4,202	6.7%
Miscellaneous Receipts/Federal Grants <sup>1</sup>	2,661	2,119	(542)	-20.4%
Transfers from Other Funds	818	1,216	398	48.7%
<b>Total Disbursements</b>	<u>65,963</u>	<u>70,317</u>	<u>4,354</u>	<u>6.6%</u>
Local Assistance Grants	44,439	47,069	2,630	5.9%
Agency Operations	13,549	13,966	417	3.1%
Transfers to Other Funds <sup>1</sup>	7,975	9,282	1,307	16.4%
<b>Net Change in Operations</b>	(220)	(516)	(296)	-134.5%
<b>Deposit to/ Use Of Reserves <sup>2</sup></b>	0	616	616	-
<b>Closing Fund Balance (Excluding Extraordinary Monetary Settlements) <sup>2</sup></b>	<u>2,414</u>	<u>2,514</u>	<u>100</u>	<u>4.1%</u>
<b>Extraordinary Monetary Settlements <sup>1</sup></b>				
Settlements on Hand as of April 1	6,300	5,335	(965)	-15.3%
New Settlements Received	1,317	33	(1,284)	-97.5%
Transfers/Uses <sup>2</sup>	<u>(2,282)</u>	<u>(1,498)</u>	<u>784</u>	<u>34.4%</u>
<b>Closing Balance (Extraordinary Monetary Settlements)</b>	<u>5,335</u>	<u>3,870</u>	<u>(1,465)</u>	<u>-27.5%</u>
<b>Closing Fund Balance (Including Extraordinary Monetary Settlements)</b>	<u>7,749</u>	<u>6,384</u>	<u>(1,365)</u>	<u>-17.6%</u>
<sup>1</sup> New settlements received reflect the gross value of Extraordinary Monetary Settlements paid to the State and the uses of such funds are accounted for by purpose. However, the General Fund miscellaneous receipts and transfers to other funds only exclude the amount that is received by the General Fund and transferred to other funds. Thus, it does not include any amounts retained and used for General Fund operations or Department of Law operations.				
<sup>2</sup> In FY 2018, \$461 million in Extraordinary Monetary Settlements will be utilized to support ongoing operations. \$155 million will be retained in the General Fund to fund potential retroactive salary increases and is thus included in the General Fund closing balance.				

As shown in the preceding table, the State expects to end FY 2018 with a General Fund cash balance of \$6.4 billion, a decrease of \$1.4 billion from FY 2017 results. DOB intends to make transfers of Extraordinary Monetary Settlements on an as-needed basis each year as spending occurs from appropriations funded with the Extraordinary Monetary Settlements. Legislation approved in the FY 2017 Enacted Budget provides transfer authority from the General Fund to the DIIIF through FY 2021.

### **Receipts (Excluding Extraordinary Monetary Settlements)**

General Fund receipts estimates, including transfers from other funds, total \$69.8 billion in FY 2018, an increase of \$4.1 billion (6.2 percent) from FY 2017 results. Tax collections, including transfers of tax receipts to the General Fund after payment of debt service, total \$66.5 billion in FY 2018, an increase of \$4.2 billion (6.7 percent) from FY 2017 results.

Estimated PIT receipts, including transfers after payment of debt service on State PIT Revenue Bonds, total \$45.3 billion, an increase of \$2.5 billion (5.9 percent) from FY 2017. This primarily reflects growth in withholding and estimated payments attributable to the net effect of the first year of middle income tax cuts enacted in FY 2017 and a decline in STAR Fund deposits associated with legislation included in the Enacted Budget.

Consumption/use tax receipts, including transfers after payment of debt service on the Local Government Assistance Corporation (LGAC) and Sales Tax Revenue Bonds, are estimated to total \$13.3 billion in FY 2018, an increase of \$681 million (5.4 percent) from FY 2017, which mainly reflects projected growth in employment and taxable consumption.

Business tax receipts are estimated at \$5.7 billion in FY 2018, an increase of \$957 million (20.1 percent) from FY 2017. The significant growth is primarily attributable to the absence of one-time factors that affected FY 2017 receipts. Prior fiscal year collections were lower than planned due to lower audit receipts from corporate franchise taxpayers and a shortfall in cash payments associated with tax year 2015 final returns. These issues are not expected to recur.

Other tax receipts, including transfers after payment of debt service on Clean Water/Clean Air Bonds, are expected to total \$2.1 billion in FY 2018, an increase of \$45 million (2.2 percent) from FY 2017. This increase is mainly attributable to projected growth in the real estate transfer tax receipts due to an anticipated increase in housing starts and appreciation of home prices, partly offset by the continued phase-in of estate tax cuts.

Non-tax receipts and transfers are estimated at \$3.3 billion in FY 2018, a decrease of \$144 million (-4.1 percent) from FY 2017. The decrease includes \$250 million in State Insurance Fund (SIF) reserves released in FY 2017 that is not included in FY 2018, and the accounting of the Sales Tax Asset Receivable Corporation (STARC) debt refunding savings as an offset of the State's payment of New York City debt rather than a miscellaneous receipt. These declines are partly offset by an increase in the transfer of resources from other funds due to the accumulation of cash balances in prior years.

General Fund receipts are affected by the deposit of dedicated taxes in other funds for debt service and other purposes, the transfer of balances among funds of the State, and other factors. For a



more comprehensive discussion of the State's projections for tax receipts, miscellaneous receipts, and transfers, presented on a State Funds and All Funds basis, see "State Financial Plan Projections Fiscal Years 2018 Through 2021" herein.

### **Disbursements (Excluding Extraordinary Monetary Settlements)**

General Fund disbursements, including transfers to other funds, are expected to total \$70.3 billion in FY 2018, an increase of \$4.4 billion (6.6 percent) from FY 2017. General Fund disbursements reflect the cautious estimation of disbursements in each financial category, a practice that provides a cushion for potential receipts shortfalls and other unanticipated costs.

Projected local assistance spending is \$47.1 billion in FY 2018, an increase of \$2.6 billion (5.9 percent) from FY 2017. The increase includes \$1.4 billion for School Aid (on a State fiscal year basis) and \$914 million for Medicaid and the Essential Plan (EP). Additional annual changes reflect anticipated growth in payments for social services, higher education, and other programs, as well as accounting reclassifications that have the effect of moving spending between financial categories and across fund types.

On a State Operating Funds basis, most executive agencies are expected to hold operations spending at FY 2017 levels (limited exceptions include DOH costs attributable to the New York State of Health (NYSOH) marketplace and the EP program). The Enacted Budget Financial Plan estimates for State Operations are affected by the reclassification to capital projects funds of certain personnel expenses related to maintenance and preservation of State assets; potential costs of unsettled labor agreements with State unions patterned on the labor contract ratified by The New York State Public Employees Federation (PEF) in December 2016; and expected savings from agency management plans. General Fund personal and non-personal service costs are expected to total \$8.2 billion in FY 2018, an increase of \$90 million (1.1 percent) from FY 2017. Operating costs for many agencies are charged to several funds outside the General Fund, and are thus affected by varying levels of offsets and accounting reclassifications.

General State Charges (GSCs), which account for fringe benefits and certain fixed costs, are expected to increase by \$327 million (6.0 percent) over FY 2017. Health insurance costs for State employees and retirees increase by \$275 million (7.4 percent), mainly due to increases in premiums. The State's annual pension payment grows by \$95 million (3.9 percent). General Fund transfers to other funds total \$9.3 billion in FY 2018, an increase of \$1.3 billion from FY 2017. Transfers for capital projects (excluding transfers funded with Extraordinary Monetary Settlements) increase by \$1.3 billion, reflecting the timing of reimbursement from bond proceeds and planned disbursements from the DHBTF.

General Fund disbursements are affected by the level of financing sources available in other funds, transfers of balances between funds of the State, and other factors that may change from year to year. For a more comprehensive discussion of the State's disbursement projections by major activity, presented on a State Operating Funds basis, see "State Financial Plan Projections Fiscal Years 2018 through 2021" herein.

### Closing Balance for FY 2018

DOB projects that the State will end FY 2018 with a General Fund cash balance of \$6.4 billion, a decrease of \$1.4 billion from FY 2017. The estimated balance of Extraordinary Monetary Settlements at the close of FY 2018 is \$3.9 billion, a decrease of \$1.5 billion from FY 2017. The decrease is due to the expected transfer of \$882 million in Extraordinary Monetary Settlements to capital projects funds to support initiatives funded with Extraordinary Monetary Settlements and the use of \$461 million for operating purposes from Extraordinary Monetary Settlements not appropriated in the Enacted Budget (including \$33 million expected in June 2017 pursuant to a pending Extraordinary Monetary Settlement with Volkswagen AG, Audi AG, Porsche AG and their American subsidiaries). In addition, \$155 million in Extraordinary Monetary Settlements is set aside for labor contracts and displayed in the Financial Plan tables as "Reserved for Potential Labor Agreements." (See "Uses of Extraordinary Monetary Settlements" herein.)

The estimated General Fund cash balance, excluding Extraordinary Monetary Settlements, is \$2.5 billion at the close of FY 2018, or \$100 million higher than at the close of FY 2017. The change in the balance includes \$155 million of Extraordinary Monetary Settlements in the General Fund that DOB has informally earmarked to fund retroactive salary increases for FY 2017 that may occur in FY 2018 or later. During the fiscal year, DOB may change the purposes for which the money is currently earmarked, depending on the fiscal environment. Other changes include the planned use of reserves for the payment of retroactive salary increases for M/C employees (\$25 million), resources carried in the Community Projects Fund (\$16 million), and the undesignated fund balance carried in from FY 2017 (\$14 million).

The Enacted Budget Financial Plan maintains a reserve of \$500 million for debt management purposes in FY 2018, unchanged from the level held at the end of FY 2017. DOB will decide on the use of these funds based on market conditions, financial needs, and other factors.

<b>TOTAL BALANCES</b> (millions of dollars)			
	<u>FY 2017</u> <u>Results</u>	<u>FY 2018</u> <u>Enacted</u>	<u>Annual</u> <u>Change</u>
<b>TOTAL GENERAL FUND BALANCE</b>	<b>7,749</b>	<b>6,384</b>	<b>(1,365)</b>
<b>General Fund Total (Excluding Extraordinary Monetary Settlements)</b>	<b>2,414</b>	<b>2,514</b>	<b>100</b>
<b>Statutory Reserves:</b>			
"Rainy Day" Reserves	1,798	1,798	0
Community Projects	56	40	(16)
Contingency Reserve	21	21	0
<b>Fund Balance Reserved for:</b>			
Debt Management	500	500	0
Labor Agreements	25	155	130
Undesignated Fund Balance	14	0	(14)
<b>Extraordinary Monetary Settlements Fund Balance</b>	<b>5,335</b>	<b>3,870</b>	<b>(1,465)</b>

## FY 2018 Detailed Gap-Closing Plan

The following table and narrative provide a summary of the enacted General Fund gap-closing plan, consisting of specific budgetary actions and revised estimates to projected General Fund receipts and disbursements. To the extent the State adheres to the 2 percent spending growth benchmark, the level of savings required in each subsequent year to hold spending to 2 percent would be lower.

<b>FY 2018 ENACTED BUDGET GENERAL FUND GAP-CLOSING PLAN</b> (millions of dollars)				
	<b>FY 2018</b>	<b>FY 2019</b>	<b>FY 2020</b>	<b>FY 2021</b>
<b>INITIAL BUDGET SURPLUS/(GAP) ESTIMATE<sup>1</sup></b>	<b>(3,533)</b>	<b>(7,122)</b>	<b>(8,935)</b>	<b>(6,816)</b>
<b>SPENDING CHANGES</b>	<b>3,571</b>	<b>1,799</b>	<b>1,609</b>	<b>1,387</b>
<b>Agency Operations</b>	<b>735</b>	<b>(9)</b>	<b>(105)</b>	<b>(295)</b>
Executive Agency Operations	391	103	78	3
Agency Financial Management Plans	500	500	500	500
NYPA Repayment	193	(21)	(43)	(43)
Fringe Benefits/Fixed Costs	213	56	56	49
Elected Officials	(43)	(44)	(43)	(101)
Potential Labor Agreements	(519)	(603)	(653)	(703)
<b>Local Assistance</b>	<b>1,986</b>	<b>2,147</b>	<b>2,507</b>	<b>2,686</b>
Health Care	697	919	951	929
Education	212	545	864	1,044
Higher Education	308	96	96	96
Human Services/Housing	117	85	82	84
Mental Hygiene	83	58	55	55
STAR - Program Conversion <sup>2</sup>	277	352	367	382
STAR - Other	70	50	50	50
All Other	222	42	42	46
<b>Capital Projects/Debt Management</b>	<b>1,354</b>	<b>374</b>	<b>330</b>	<b>392</b>
<b>Initiatives/Investments<sup>3</sup></b>	<b>(504)</b>	<b>(713)</b>	<b>(1,123)</b>	<b>(1,396)</b>
School Aid	(86)	(195)	(233)	(244)
Education/Higher Education	(127)	(103)	(112)	(128)
Excelsior Scholarship	(71)	(133)	(152)	(163)
Human Services/Labor	(65)	0	0	0
Juvenile Justice Reform ("Raise the Age")	0	(78)	(276)	(378)
Debt Service Cost for Capital Adds	(33)	(148)	(272)	(380)
Direct Care & Clinical Care Worker Wage Increase/COLA Deferral	(14)	(39)	(39)	(39)
Indigent Legal Services	0	0	(23)	(47)
All Other	(108)	(17)	(16)	(17)
<b>RESOURCE CHANGES</b>	<b>(779)</b>	<b>(2,225)</b>	<b>(2,304)</b>	<b>(2,967)</b>
Tax Revisions	(1,915)	(1,811)	(1,911)	(2,310)
STAR Conversion <sup>2</sup>	0	(340)	(354)	(369)
Use of Monetary Settlement Funds	461	0	0	0
Miscellaneous Receipts/Transfers	675	(74)	(39)	(288)
<b>TAX ACTIONS</b>	<b>741</b>	<b>3,527</b>	<b>3,777</b>	<b>884</b>
PIT Top Rate Extension	683	3,375	3,695	902
Other Tax Actions/Extenders	58	152	82	(18)
<b>ENACTED BUDGET SURPLUS/(GAP) ESTIMATE (Before)<sup>1</sup></b>	<b>0</b>	<b>(4,021)</b>	<b>(5,853)</b>	<b>(7,512)</b>
<b>ADHERENCE TO 2% SPENDING BENCHMARK<sup>4</sup></b>	<b>n/a</b>	<b>3,230</b>	<b>5,855</b>	<b>7,955</b>
<b>ENACTED BUDGET SURPLUS/(GAP)</b>	<b>0</b>	<b>(791)</b>	<b>2</b>	<b>443</b>

<sup>1</sup> FY 2017 Mid-Year Update, dated November 2016.

<sup>2</sup> The FY 2018 Enacted Budget converts the NYC PIT rate reduction to a nonrefundable State PIT credit. This change has no impact on the STAR benefits received by homeowners; it will decrease reported disbursements for STAR and decrease reported PIT receipts by an identical amount. See "School Tax Relief Program" in "State Financial Plan Projections Fiscal Years 2018 through 2021" herein.

<sup>3</sup> Reflects Executive initiatives and distinct new spending additions to the Executive Budget agreed to during negotiations. Restorations to Executive Budget proposals are reflected in the appropriate "Spending Changes" and "Tax Actions" categories.

<sup>4</sup> Savings estimated from limiting annual spending growth in future years to 2 percent. Calculation based on current FY 2018 projections. The Governor is expected to propose, and negotiate with the Legislature to enact, budgets in each fiscal year that hold State Operating Funds spending growth to 2 percent. The "Surplus/(Gap)" estimate assumes that all savings from holding spending growth to 2 percent are made available to the General Fund. Total disbursements in Financial Plan tables and discussion do not reflect these savings. If the 2 percent State Operating Funds spending benchmark is not adhered to, the projected operating position would decline.

As shown in the table on the previous page, the Enacted Budget Financial Plan is projected to require additional gap-closing measures in FYs 2019, 2020 and 2021 in order to adhere to the 2 percent spending growth benchmark for each of those fiscal years, and to reduce or eliminate General Fund gaps in each of those fiscal years. Such gap-closing measures may include, but are not limited to, reduced appropriations, changes regarding the timing of certain payments, as well as changes in law regarding the requirements of various State programs, or the conversion of disbursements into tax expenditures.

## Spending Changes

### Agency Operations

Operating costs for State agencies include salaries, wages, fringe benefits, and non-personal service costs (e.g., supplies, utilities). Reductions from current-services projections for agency operations contribute \$735 million to the General Fund gap-closing plan for FY 2018. Specifically:

- **Executive Agencies:** The Enacted Budget Financial Plan holds agency spending flat on a State Operating Funds basis with limited exceptions, such as DOH costs attributable to the NYSOH marketplace and the EP program. Agencies are expected to continue to use less costly forms of service deliveries, improve administrative practices, and pursue statewide solutions, including using Lean management initiatives to streamline operations and management.

The Enacted Budget Financial Plan includes savings from the continued transition of individuals from mental hygiene institutions to appropriate community settings. In addition, the Enacted Budget Financial Plan provides a more consistent approach for funding the costs of employees who maintain and preserve State assets in the capital budget. Agencies have been accounting for these costs differently for years, with some capturing the expenses in their capital budget, while others reflect them in their operating budgets. Beginning in FY 2018, approximately 3,173 FTEs whose job duties are related to the maintenance, protection, preservation, and operation of facilities (e.g., Plant Utilities Engineers, General Mechanics, Electricians, etc.) will be paid from capital projects funds.

Spending increases in the later years of the Enacted Budget Financial Plan are driven mainly by revised spending assumptions across multiple agencies to account for inflationary cost increases, an additional administrative payroll in FY 2021, and higher Medicaid administration expenses expected to support the NYSOH insurance exchange as available Federal funding expires.

- **Agency Financial Management Plans:** The Enacted Budget Financial Plan includes \$500 million in annual savings that will be allocated to agencies as agency management plans are completed. All Executive agencies have been directed to implement cost-control measures on a recurring basis, starting in FY 2018. Agency management plans identifying cost reductions and efficiencies to achieve the targeted savings are expected to be reviewed and approved by DOB prior to implementation, and must preserve funding for core services and strategic initiatives.
- **New York Power Authority (NYPA) Repayment Agreement:** The Enacted Budget Financial Plan assumes that the terms of the annual payment schedule to NYPA would be extended through 2023, resulting in \$193 million in expected savings in FY 2018.
- **Fringe Benefits/Fixed Costs:** Savings reflect the payment of the majority of the FY 2018 Employees' Retirement System (ERS)/Police and Fire Retirement System (PFRS) pension bill in April 2017, rather than in monthly increments, thereby avoiding interest expense charged by the System. The Enacted Budget Financial Plan also reflects the continued use of available SIF resources to offset the cost of Workers' Compensation claims. These resources will reduce reported spending in State Operating Funds by \$210 million in FY 2017 and \$205 million in FY 2018.
- **Judiciary:** The Enacted Budget Financial Plan reflects the Judiciary's request to increase operating support, including an additional 200 non-judicial positions in support of trial court operations, and temporary service funding for acting city, town and village justices.
- **Legislature:** The Enacted Budget Financial Plan reflects the Legislature's request to increase operating funding by 3 percent, including increased costs for personal service and equipment.
- **Labor Agreements (Executive Agencies):** The New York State PEF ratified a three-year labor contract, which provides for a 2 percent annual increase in general salary for FY 2017, FY 2018, and FY 2019. Legislation to implement the agreement, including a comparable increase for M/C employees, has been approved. The FY 2017 PEF increase was paid in FY 2017. The FY 2017 M/C increase will be paid in FY 2018. The Enacted Budget Financial Plan includes a reserve of \$155 million for retroactive salary increases for remaining unions that have not yet reached final agreements. Negotiations also continue with the Police Benevolent Association of New York State (PBANYS), whose contract expired at the end of FY 2015.

For planning purposes, the Enacted Budget Financial Plan includes an estimate of Executive agency costs assuming the PEF contract terms were applied to all remaining unions. DOB estimates this would result in General Fund costs of roughly \$200 million for the first year of the contract, \$385 million for the second year, and \$600 million for the third year and each year thereafter. These estimated costs include the cost of the PEF and M/C salary increases discussed above.

The Enacted Budget Financial Plan projections assume that all unsettled unions will reach agreements with the State in FY 2018, and that associated cost increases for the first and second contract years will be paid in FY 2018. The following table summarizes costs of potential labor agreements for Executive agencies included in the Enacted Budget Financial Plan.

GENERAL FUND				
POSSIBLE COSTS OF LABOR AGREEMENTS FOR EXECUTIVE AGENCIES <sup>1</sup>				
(millions of dollars)				
	Potential Contract Cost	Financial Plan		
		PEF/MC	Other	Total
Year 1 (FY 2017)	201	67	0	67
Year 2 (FY 2018)	385	203	316	519
Year 3 (FY 2019)	603	275	328	603
Total	1,189	545	644	1,189

<sup>1</sup> Assumes the PEF contract is extended to other unions and the Year 1 and 2 cost for M/C and all remaining unions are paid out in FY 2018.

### Local Assistance

Local assistance spending includes financial aid to local governments and nonprofit organizations, as well as entitlement payments to individuals. Reductions from the prior projections for local assistance spending are expected to generate \$2.0 billion in General Fund savings.<sup>8</sup> Savings are expected from targeted actions, reestimates based on updated information, and continuation of prior-year cost containment. Specifically:

- Health Care:** An additional \$382 million in non-DOH Medicaid expenses will be funded within the Medicaid Global Cap. To achieve savings within the Global Cap, DOH will continue to implement various Medicaid Redesign Team (MRT) actions to improve the efficiency and effectiveness in delivery of the statewide Medicaid program, including proposals to collaborate with New York City for achieving efficiencies; establish a Medicaid pharmacy drug spending cap, which includes a process to mitigate excessive pricing; and to use Balancing Incentive Program (BIP) funds to support wage requirements under the Fair Labor Standards Act (FLSA).

In FY 2018, bonds issued in 2003 that were secured by annual payments under the Master Settlement Agreement (MSA) with tobacco manufacturers will be fully retired. DOB expects that MSA payments of approximately \$97 million in FY 2018 and roughly \$300 million annually thereafter will be available for State purposes. The Enacted Budget Financial Plan reflects the proposed use of the payments, outside the State Operating Funds basis of reporting, to defray a portion of the State's takeover of Medicaid costs borne by counties and New York City. The State takeover, in which local Medicaid costs are capped

<sup>8</sup> Local assistance includes payments for School Aid, STAR, Medicaid, public assistance, child welfare, local government assistance and a range of other purposes.

permanently at 2015 calendar year levels, is expected to cost the State \$735 million in FY 2018, growing to \$917 million in FY 2019. The use of the MSA payments to fund a portion of these costs will have no impact on total funding for the Medicaid program, but will reduce reported Medicaid spending on a State Operating Funds basis of reporting.

Other health care savings include a 20 percent reduction to certain public health programs (\$25 million annually), and a shift of \$21 million in operating to capital support for Roswell Park Cancer Institute (RPCI) in FY 2018. The availability of additional Federal funds for the NYSOH Qualified Health Plan (QHP) is expected to offset State costs by \$17 million in FY 2018.

The Enacted Budget Financial Plan also includes an upward revision of \$168 million to estimated HCRA resources, including additional revenues from hospital surcharges and covered lives assessments. It also includes a three-year extension of funding for the Statewide Health Information Network for New York (SHIN-NY)/All-Payer Claims Databases (APCD) infrastructure development initiative.

- **Education:** The School Year (SY) 2018 Personal Income Growth Index (PIGI) is 3.9 percent, compared to the baseline estimate of 4.5 percent, which resulted in an updated growth calculation included in the Executive Budget. In addition, updates to the School Aid database indicate a decline in SY 2017 aid compared with FY 2017 Enacted Budget estimates. Similarly, spending related to special education programs and grant-based awards for School Aid is occurring more slowly than anticipated, and estimated spending has been reduced accordingly.
- **Higher Education:** The sale of certain City University of New York (CUNY) capital assets is expected to result in available resources to partially support CUNY operations. In addition, the reconciliation of prior year payment advances to higher education institutions for TAP financial awards is expected to reduce FY 2018 spending by \$166 million.
- **Human Services:** Savings are expected to result from restructuring of the financing approach for foster care tuition and residential school placements of children with special needs in New York City, and reducing the State's Foster Care Block Grant reimbursement to an estimated 50 percent share, net of Federal Funding. Funding is included for increased public assistance costs, which include providing safety net benefits for immigrants with Temporary Protected Status, pursuant to litigation filed against the State. This status is given to noncitizens residing in the United States whose home countries have experienced natural disasters or are involved in armed conflict.
- **Mental Hygiene:** Spending revisions reflect updated assumptions and revised timelines for ongoing transformation efforts in the mental hygiene service delivery system, and the Federal government's extension of the BIP. The Office for People with Developmental Disabilities (OPWDD) will maximize Federal reimbursement by aligning services such as Family Support Services to meet Medicaid eligibility and only provide supplemental support for other Medicaid-eligible programs.



- **STAR:** The Enacted Budget Financial Plan includes a conversion of the rate reduction benefit to a nonrefundable New York State PIT credit for New York City taxpayers which, due to the timing of its implementation, results in short-term savings to the Enacted Budget Financial Plan (\$277 million in FY 2018; \$12 million in each of FYs 2019 and 2020). This change has no effect on the value of the STAR benefit, but eliminates the need for New York City to make payments in the first instance and to be reimbursed by the State.
- **All Other:** Savings are expected as a result of updated program and grant spending across a number of areas, including use of available Mortgage Insurance Fund (MIF) resources to fund housing and homelessness programs and spending revisions based on utilization trends in other local assistance programs.

### Capital Projects/Debt Management

- The Enacted Budget Financial Plan reflects reduced debt service costs from refundings and other portfolio management; and lower capital transfers reflecting the use of available bond proceeds to reimburse first-instance capital spending from prior years.
- FY 2018 debt service savings reflect the payment of \$490 million (\$280 million previously planned plus an additional \$210 million) of FY 2018 expenses in FY 2017.

### Initiatives/Investments/New Costs

- **School Aid:** The Enacted Budget Financial Plan reflects the increase to School Aid by \$1.0 billion (4.2 percent), including \$700 million in Foundation Aid, bringing the new School Aid SY total to \$25.7 billion. In comparison to the base forecast, which already included a school aid increase of 3.9 percent, the Enacted Budget Financial Plan includes an added \$122 million (\$86 million on a State fiscal year basis).
- **Educational/Higher Education:** The Budget provides additional funding for charter schools, a new Enhanced Tuition Award for students attending private not-for-profit colleges, and open educational resources, a low cost alternative to traditional textbooks for students. At the State's direction, both SUNY and CUNY will use this funding to target high-enrollment courses, including general education, to maximize student savings.
- **Excelsior Scholarship:** The scholarship program will allow students of working and middle-class families to attend college tuition-free at all public universities in New York State. The program will be phased in over three years, beginning in the fall of 2017 for New Yorkers making up to \$100,000 annually, increasing to \$110,000 in 2018, and reaching \$125,000 in 2019. The Excelsior Scholarship is a "last mile" program, which extends the state's existing aid programs, including the nearly \$1 billion Tuition Assistance Program and any applicable Federal grants, and fills in any remaining gaps to cover the full cost of tuition. The estimates reported in the Enacted Budget Financial Plan are on a State fiscal year basis.



- **Human Services/Labor:** The Enacted Budget Financial Plan includes additional funding for several program areas supporting children, families, and communities. During the negotiation process, funding was committed for eligible families with child care costs, and services for sexually exploited children, disabled New Yorkers and job seekers and the working community.
- **Juvenile Justice Reform (“Raise the Age”):** The Enacted Budget includes legislation that raises the age of criminal responsibility to 18 years. The new measures will be phased in over time, raising the age of juvenile jurisdiction from age 16 to 17 years, beginning on October 1, 2018, then raising the age of juvenile jurisdiction to 18 years on October 1, 2019. Added funding is planned in support of the housing, treatment and services provided for youth.

Under the legislation, those under the age of 18 will no longer be housed in adult facilities or jails. Those under the age of 18 will not be placed or held at Rikers Island in New York City beyond October 1, 2018. They will be placed in specialized juvenile detention facilities certified by the New York City Administration for Children’s Services and the State’s Office of Children and Family Services (OCFS), and in conjunction with the State’s Commission of Correction and the New York City Department of Corrections. The State will also create a Raise the Age implementation task force, with committee members designated by the Governor. Additionally, individuals who have been crime-free for ten years after serving a sentence will be able to apply for the sealing of previous criminal convictions depending on their offence.

- **Direct Care and Clinical Care Worker Wage Increase:** The Enacted Budget Financial Plan also provides funding to support a 6.5 percent raise over the next two years for direct care workers, and a 3.25 percent raise for clinical workers in FY 2019, serving the mental hygiene community, aimed at assisting non-profits in the recruitment and retention of employees. Partly offsetting the outyear cost of these increases is a deferral of the statutory Cost-of-Living Adjustment (COLA) in FY 2018 and FY 2019.
- **Indigent Legal Services:** To help ensure fair and equal representation for individuals who cannot afford counsel, the Enacted Budget Financial Plan includes resources to develop the framework through which the State will fund 100 percent of costs necessary to extend to all 62 counties in New York the 2014 indigent defense service reforms provided for in the Hurrell-Harring settlement.
- **All Other:** The Enacted Budget Financial Plan provides additional funding for various purposes agreed to during budget negotiations, including a legal defense fund for immigrants, local gaming aid of \$2.25 million for Madison County, as well as additional funding to support Taste NY; water quality aid for the City of Newburgh; and debt service costs for new bond-financed capital initiatives. In addition, funding has been added to provide for faster processing of sexual offense evidence kits<sup>9</sup> submitted by New York State

---

<sup>9</sup> Sexual Offense Evidence Kit Bill (Chapter 500 of the Laws of 2016) was signed by the Governor on November 28, 2016.

law enforcement agencies to the State Police forensic lab. The Enacted Budget Financial Plan also includes funding to support a new Cyber Incident Response Team to provide cybersecurity support to State entities, local governments, and entities managing infrastructure assets.

## Resource Changes

- **Tax Revisions:** The multi-year tax receipts forecast reflects downward revisions based on recent collection experience and an updated economic forecast.
- **NYC STAR PIT Rate Reduction Benefit Conversion:** The conversion of the rate reduction benefit to a nonrefundable New York State PIT credit for New York City taxpayers with incomes below \$500,000 will not affect STAR benefits, but will result in lower General Fund tax collections. This action is consistent with the conversion of the NYC STAR PIT credit to a State credit in the FY 2017 Enacted Budget.
- **Use of Extraordinary Monetary Settlement Funds:** The Enacted Budget Financial Plan includes the use of Extraordinary Monetary Settlement funds for General Fund operations in FY 2018. This includes \$311 million in unallocated funds (including \$33 million expected from a settlement with Volkswagen AG, Audi AG, Porsche AG and their American subsidiaries) and \$150 million that was previously planned for deposit into the Rainy Day Fund if fiscal conditions permitted.
- **Public Safety Communications Surcharge:** The Public Safety Communications Surcharge is expanded to prepaid purchases of mobile communication services, with purchases subject to a 90-cent surcharge. The surcharge will be imposed at the point of purchase for a prepaid device or data. Currently, mobile plan subscribers pay \$1.20 per month, while purchasers of prepaid mobile services pay no surcharge. Local governments, including those that don't currently impose the surcharge on mobile plan contracts, can also opt in for a 30 cent surcharge on prepaid purchases of mobile communication services. This surcharge supports the State's public safety activities and funds the Statewide Interoperable Communications Grant (SICG) program.
- **Other Resource Changes:** Other changes include (i) updated estimates of various miscellaneous receipts and transfers from other funds, (ii) reimbursement for Mental Hygiene services in excess of debt service spending, and (iii) reductions reflecting the refinement of cautious estimates included in the Enacted Budget Financial Plan. In addition, the Enacted Budget includes the establishment of a special license to sell craft beverages along with food and souvenir items at certain Taste-NY stores.

## Tax Actions

- **Extend the PIT Top Bracket:** The Enacted Budget Financial Plan reflects a two-year extension, through the end of tax year 2019, of the current income tax rate for high-income earners. The current top-bracket rate has been in place since January 1, 2012, when the top-bracket rate was reduced from 8.97 percent to 8.82 percent.
- **High Income Charitable Contribution Deduction:** The Enacted Budget extends to the end of tax year 2019, the charitable contribution deduction limitation of 25 percent.
- **Ride Sharing for Upstate New York:** The Enacted Budget authorizes Transportation Network Companies (TNCs) to operate across New York and creates uniform licensing standards. The Department of Motor Vehicles (DMV) will have oversight of rideshare companies to help ensure compliance with all laws, rules, and regulations required as part of a TNC's operational license. TNC companies will be required to maintain minimum insurance coverage levels of \$1.25 million while a TNC driver is traveling to pick up a passenger and until the drop-off is completed. The State will also establish minimum standards to ensure passenger safety. TNCs will be charged a 4 percent per fare State assessment fee.
- **Child and Dependent Care Credit:** The Enacted Budget increases benefits under the New York State Child and Dependent Care Credit. This credit provides households who qualified for the Federal Child and Dependent Care Credit the ability to claim a percentage of the Federal credit on their State income taxes. The Enacted Budget increases the percentage of the Federal credit for tax filers with New York Adjusted Gross Income (AGI) between \$50,000 and \$150,000, resulting in an increase in the benefit by an average of 123 percent.
- **Warrantless Wage Garnishment:** The Enacted Budget extends the authorization for the Department of Taxation and Finance (DTF) to garnish wages of delinquent taxpayers without filing a warrant with the Department of State (DOS) or County Clerks. The current program, extended for three years, has been successful in eliminating the unfunded mandate on counties to receive warrants from DTF.
- **Other Actions:** The Enacted Budget includes other tax credits/extensions, enforcement initiatives and tax code reforms. These include extending the Empire State Film and Post-Production Tax Credits for three years; renaming the Urban Youth Jobs Program to the New York Youth Jobs Program and extending the associated tax credit for five years to 2022; and adding a carve-out for the new Empire State Apprenticeship Tax Credit Program; providing farmers a credit for food bank donations; and closing tax loopholes associated with non-resident activities related to co-ops and asset sales.

### Changes to Executive Budget

The table below summarizes all the changes to the Executive Budget General Fund Financial Plan.

<b>CHANGES TO THE EXECUTIVE BUDGET FINANCIAL PLAN</b>				
<b>GENERAL FUND</b>				
<b>(millions of dollars)</b>				
	<b>FY 2018</b>	<b>FY 2019</b>	<b>FY 2020</b>	<b>FY 2021</b>
<b>TOTAL NEGOTIATED CHANGES TO EXECUTIVE PLAN</b>	<b>(718)</b>	<b>(891)</b>	<b>(1,917)</b>	<b>(4,546)</b>
<b>SPENDING RESTORATIONS/ADDITIONS</b>	<b>(547)</b>	<b>(620)</b>	<b>(775)</b>	<b>(989)</b>
<u>New Spending Adds:</u>	<u>(390)</u>	<u>(374)</u>	<u>(445)</u>	<u>(491)</u>
School Aid - Foundation Aid Increase	(86)	(195)	(233)	(244)
Charter Schools	0	(26)	(46)	(61)
Other Education Aid	(65)	(21)	(16)	(16)
Direct Care & Clinical Care Worker Wage Increase	(14)	(146)	(146)	(146)
FY 2019 COLA Deferral	0	107	107	107
Human Services/Labor	(65)	0	0	0
Higher Education	(63)	(57)	(49)	(52)
All Other	(97)	(36)	(62)	(79)
<u>Restorations/Modifications:</u>	<u>(157)</u>	<u>(246)</u>	<u>(330)</u>	<u>(498)</u>
STAR Exemption Cap/Mandatory Income Verification	(74)	(122)	(167)	(209)
Child Care Title XX	(20)	(20)	(20)	(20)
Bundy Aid Reduction	(16)	(27)	(27)	(27)
GPHW Reimbursement Reduction	(11)	(22)	(22)	(22)
Raise the Age Modification	0	19	(71)	(184)
SUNY Hospital Subsidy	(9)	(9)	(9)	(9)
Retiree Health Insurance	(9)	(32)	(39)	(51)
Modify Interest on Court of Claims Judgements	(6)	(6)	(6)	(6)
Other Restorations/Modifications/Rejected Initiatives	(12)	(27)	31	30
<b>TAX LAW/REVENUE CHANGES</b>	<b>(171)</b>	<b>(271)</b>	<b>(1,142)</b>	<b>(3,557)</b>
<u>Not Accepted:</u>	<u>(170)</u>	<u>(270)</u>	<u>(266)</u>	<u>(264)</u>
Marketplace Sales Tax Collection	(64)	(128)	(128)	(128)
Reform Taxation of Cigars	(12)	(23)	(23)	(23)
DMV REAL ID and Title Fee Increases	(81)	(97)	(98)	(97)
All Other	(13)	(22)	(17)	(16)
<u>Modified/New:</u>	<u>(1)</u>	<u>(1)</u>	<u>(876)</u>	<u>(3,293)</u>
PIT Top Bracket Extension	0	0	(810)	(3,127)
High Income Charitable Deduction	0	0	0	(70)
Food Donation Tax Credit	0	0	(10)	(10)
Union Dues Tax Deduction	0	0	(35)	(35)
All Other	(1)	(1)	(21)	(51)
<b>NEW COSTS AND RESOURCE REDUCTIONS</b>	<b>(1,534)</b>	<b>(1,395)</b>	<b>(1,290)</b>	<b>(1,339)</b>
Tax Receipt Revisions	(1,500)	(1,336)	(1,232)	(1,271)
Fringe Benefits	(34)	(59)	(58)	(68)
<b>NEW SAVINGS AND RESOURCES</b>	<b>2,252</b>	<b>38</b>	<b>15</b>	<b>154</b>
Use of Monetary Settlement Funds	461	0	0	0
FY 2017 Prepayments/Advances	210	0	0	0
Accumulated Transfers From Other Funds	264	0	0	0
Capital Transfers (Excluding Monetary Settlements)	545	6	(5)	(1)
Local Assistance	405	59	69	143
Agency Operations	194	(48)	(73)	(86)
Debt Service	39	(10)	23	76
All Other Resources/Transfers	134	31	1	22
<b>NET SAVINGS/(COSTS)<sup>1</sup></b>	<b>0</b>	<b>(2,248)</b>	<b>(3,192)</b>	<b>(5,731)</b>

<sup>1</sup> Before projected savings achieved by limiting future annual growth to 2 percent.

## Annual Spending Growth

DOB estimates spending in State Operating Funds will grow at 2 percent in FY 2018, consistent with the spending benchmark adopted by the Governor. The table below illustrates the major sources of annual change in State spending by major program, purpose, and fund perspective.

STATE SPENDING MEASURES (millions of dollars)				
	FY 2017 Results	FY 2018 Enacted	Annual Change	
			\$	%
<b>LOCAL ASSISTANCE</b>	<b>64,369</b>	<b>66,058</b>	<b>1,689</b>	<b>2.6%</b>
School Aid (School Year Basis)	24,689	25,727	1,038	4.2%
DOH Medicaid <sup>1</sup>	18,243	19,093	850	4.7%
Transportation	4,977	5,027	50	1.0%
STAR <sup>2</sup>	3,139	2,630	(509)	-16.2%
Social Services	2,935	2,968	33	1.1%
Higher Education	2,874	2,800	(74)	-2.6%
Mental Hygiene	2,461	2,485	24	1.0%
All Other <sup>3</sup>	5,051	5,328	277	5.5%
<b>STATE OPERATIONS/FRINGE BENEFITS</b>	<b>26,314</b>	<b>26,755</b>	<b>441</b>	<b>1.7%</b>
<b>Agency Operations</b>	<b>18,680</b>	<b>18,692</b>	<b>12</b>	<b>0.1%</b>
Personal Service:	<u>13,093</u>	<u>12,910</u>	<u>(183)</u>	<u>-1.4%</u>
Executive Agencies	7,302	7,138	(164)	-2.2%
University Systems	3,816	3,770	(46)	-1.2%
Elected Officials	1,975	2,002	27	1.4%
Non-Personal Service:	<u>5,587</u>	<u>5,782</u>	<u>195</u>	<u>3.5%</u>
Executive Agencies	2,717	2,859	142	5.2%
University Systems	2,281	2,309	28	1.2%
Elected Officials	589	614	25	4.2%
<b>Fringe Benefits/Fixed Costs</b>	<b>7,634</b>	<b>8,063</b>	<b>429</b>	<b>5.6%</b>
Pension Contribution	2,446	2,540	94	3.8%
Health Insurance	3,708	3,983	275	7.4%
Other Fringe Benefits/Fixed Costs	1,480	1,540	60	4.1%
<b>DEBT SERVICE</b>	<b>5,514</b>	<b>5,319</b>	<b>(195)</b>	<b>-3.5%</b>
<b>CAPITAL PROJECTS</b>	<b>2</b>	<b>2</b>	<b>0</b>	<b>0.0%</b>
<b>TOTAL STATE OPERATING FUNDS</b>	<b>96,199</b>	<b>98,134</b>	<b>1,935</b>	<b>2.0%</b>
<b>Capital Projects (State and Federal Funds)</b>	<b>10,156</b>	<b>13,111</b>	<b>2,955</b>	<b>29.1%</b>
<b>Federal Operating Aid<sup>4</sup></b>	<b>41,397</b>	<b>41,625</b>	<b>228</b>	<b>0.6%</b>
<b>TOTAL ALL GOVERNMENTAL FUNDS<sup>5</sup></b>	<b>147,752</b>	<b>152,870</b>	<b>5,118</b>	<b>3.5%</b>

<sup>1</sup> Includes the Essential Plan (EP), which is an insurance plan for individuals who are not eligible for Medicaid and who meet certain income threshold standards. The EP is not a Medicaid program; but State-funded support is managed within total DOH Medicaid Global Cap resources. In addition, total State share Medicaid funding excludes MSA payments to the State that will be deposited directly to the Medicaid Management Information System (MMIS) Escrow Fund to defray the State cost of the local MA takeover.

<sup>2</sup> The FY 2018 Enacted Budget converts the NYC PIT rate reduction to a nonrefundable State PIT credit. This change has no impact on the STAR benefits received by homeowners; it will decrease reported disbursements for STAR and decrease reported PIT receipts by an identical amount. See "STAR Program" in "State Financial Plan Projections Fiscal Years 2018 through 2021" herein.

<sup>3</sup> "All Other" includes a reconciliation between school year and State fiscal year spending for School Aid. On a State Fiscal Year basis, School Aid is estimated to total \$25.8 billion in FY 2018, an increase of \$1.4 billion from FY 2017. It also includes the portion of the MA takeover that will be funded from MSA payments deposited directly to the MMIS escrow fund (\$97 million in FY 2018). Lastly, it includes spending for public health, other education, local government assistance, parks, environment, economic development, and public safety.

<sup>4,5</sup> Federal Operating Funds and All Funds disbursements exclude extraordinary aid for Federal health care reform and Superstorm Sandy.

## State Operating Funds -- Summary of Annual Spending Change

### Local Assistance

- Medicaid and School Aid are the State's largest local aid programs, comprising approximately 45 percent of State Operating Funds spending. In SY 2018, School Aid is expected to total \$25.7 billion, an increase of \$1.0 billion (4.2 percent), including a \$700 million increase in Foundation Aid.<sup>10</sup> Medicaid subject to the Global Cap will grow at the indexed rate of 3.2 percent<sup>11</sup> to \$18.3 billion. In total, Medicaid funded from State resources will increase to \$19.5 billion, including the Essential Plan (EP),<sup>12</sup> the takeover of local Medicaid costs, and other spending outside the Global Cap.
- In FY 2018, the bonds secured by annual payments under the MSA with tobacco manufacturers were fully retired. DOB expects MSA payments of approximately \$97 million in FY 2018, \$329 million in FY 2019, \$327 million in 2020, and \$371 million in FY 2021 will be available for State purposes. The Enacted Budget authorizes using the payments to help defray the costs of the State's takeover of Medicaid costs borne by counties and New York City. The State takeover, in which local Medicaid costs are capped permanently at 2015 calendar year levels, began in FY 2016 and is expected to cost the State \$735 million in FY 2018 and \$917 million in FY 2019. As authorized in State law, MSA payments will be directly deposited to the Medicaid Management Information System (MMIS) Escrow Fund. The deposit mechanism has no impact on overall Medicaid spending funded with State resources, but does decrease reported State-supported Medicaid spending accounted for in State Operating Funds.
- STAR spending is affected by the conversion of STAR benefits to State PIT credits, in addition to other program reestimates. The conversion of STAR benefits to PIT credits has no impact on the value of the STAR benefits received by taxpayers, but does decrease reported disbursements for STAR on a State Operating Funds basis of reporting and decreases the level of reported PIT receipts by an identical amount.
- The annual change in local assistance spending is affected by the accounting treatment of State payments to the Sales Tax Asset Receivable Corporation (STARC). Pursuant to legislation enacted in FY 2017, New York City is remitting savings to the State from a 2014 refunding of STARC bonds, which are supported solely by the annual payment of State aid. The FY 2017 legislation specified that the money refunded from STARC could be received

---

<sup>10</sup> Total education aid, including charter school supplemental tuition reimbursement and Smart Schools Bond Act debt service, will total \$25.8 billion, an increase of \$1.1 billion or 4.4 percent from School Year 2017.

<sup>11</sup> The Medicaid Global Cap is a statutory limit on annual State-funded Medicaid expenditures, indexed to the Medical component of the Consumer Price Index (CPI). Total State-funded Medicaid expenditures also include certain program costs which are not subject to the indexed provisions of the Global Cap.

<sup>12</sup> The EP is an insurance plan for individuals who are not eligible for Medicaid and that meet certain income threshold standards. Approximately 90 percent of program expenses are subsidized with Federal funds made available through the Affordable Care Act (ACA). The EP is not a Medicaid program; however, the State Funds support is managed within total Department of Health (DOH) Medicaid Global Cap resources.

by the State as a miscellaneous receipt, or directed by the State to a State public authority to offset debt service costs on State-supported bonds. In the FY 2018 Enacted Budget, the Legislature reaffirmed that money recouped from the STARC refunding can be treated as an offset to State spending by adding specific "refund of appropriation" language to the STARC appropriation. The Enacted Budget Financial Plan reflects the offset to spending in the calculation of State Operating Funds spending. In FY 2017, the State accounted for the money as a miscellaneous receipt.

### State Operations/Fringe Benefits

- Spending for Executive agency operations is expected to decline slightly in FY 2018 from the prior year. The current spending estimates for personal service reflect the potential costs of labor agreements with all State unions patterned on the labor contract ratified by the Public Employees Federation (PEF) in December 2016. In addition, Executive agencies are required to implement management plans intended to ensure that they can operate within existing cash ceilings. The estimated FY 2018 costs of potential labor agreements reflected in the Enacted Budget Financial Plan for Executive agencies are roughly equal to the savings expected from the management plans.
- Agency spending growth is also affected by the reclassification of 3,173 Full-Time Equivalent (FTE) positions whose titles are associated with the maintenance, preservation and/or operation of facilities (e.g., Plant Utilities Engineers, General Mechanics, Electricians, etc.) to the Capital Projects Fund.
- Operations spending for the university systems and elected officials is expected to decrease by 0.3 percent and increase by 2.0 percent, respectively. More than half of the FTE reclassifications to capital project funds occur in SUNY, affecting the annual growth.
- Spending growth for fringe benefits is due to rising employee health care and prescription drug costs, as well as an increase in the annual pension contribution.

### Debt Service

- Spending from debt service funds is expected to decrease by 3.5 percent from 2017, reflecting the payment of certain FY 2018 debt service costs in FY 2017.

### All Funds Spending

All Funds spending, which includes spending from capital funds and Federal funds, is budgeted to increase by 3.5 percent from FY 2017 to FY 2018, excluding extraordinary Federal aid for disaster-related costs and health care transformation.

TOTAL DISBURSEMENTS (millions of dollars)				
	FY 2017 Results	FY 2018 Enacted	Annual Change	Annual % Change
<b>STATE OPERATING FUNDS</b>	<b>96,199</b>	<b>98,134</b>	<b>1,935</b>	<b>2.0%</b>
General Fund (excluding transfers)	57,988	61,035	3,047	5.3%
Other State Funds	32,659	31,743	(916)	-2.8%
Debt Service Funds	5,552	5,356	(196)	-3.5%
<b>ALL GOVERNMENTAL FUNDS (Excluding Extraordinary Aid)</b>	<b>147,752</b>	<b>152,870</b>	<b>5,118</b>	<b>3.5%</b>
<b>ALL GOVERNMENTAL FUNDS</b>	<b>157,014</b>	<b>163,628</b>	<b>6,614</b>	<b>4.2%</b>
State Operating Funds	96,199	98,134	1,935	2.0%
Capital Projects Funds	10,156	13,111	2,955	29.1%
Federal Operating Funds	<u>50,659</u>	<u>52,383</u>	<u>1,724</u>	<u>3.4%</u>
Federal Disaster Aid for Superstorm Sandy	881	525	(356)	-40.4%
Federal Health Care Reform	8,381	10,233	1,852	22.1%
All Other Federal Aid	41,397	41,625	228	0.6%
<b>GENERAL FUND (INCLUDING TRANSFERS)</b>	<b>68,080</b>	<b>71,199</b>	<b>3,119</b>	<b>4.6%</b>
<b>STATE FUNDS</b>	<b>104,029</b>	<b>109,396</b>	<b>5,367</b>	<b>5.2%</b>

Growth in Capital Projects spending, which affects All Funds and State Funds spending, as well as transfers from the General Fund, reflects the continued implementation of major initiatives enacted in prior years, as well as new initiatives enacted in FY 2018. Major initiatives include: over \$55 billion for the Department of Transportation (DOT) and Metropolitan Transportation Authority (MTA) multi-year capital plans; \$2.5 billion in capital funding for Affordable and Homeless Housing; nearly \$3 billion for clean water infrastructure and increases to the Environmental Protection Fund (EPF); \$2 billion for the Smart Schools Bond Act; nearly \$3 billion in Health Care capital grants; and capital grants for economic development programs, including the Buffalo Billion, expansion of the Jacob K. Javits Convention Center, and redevelopment of Moynihan Station.

In addition, capital spending is expected to increase due to the multi-year disbursements of \$7.7 billion from Extraordinary Monetary Settlements that have been appropriated from Capital Projects Funds. This funding will support initiatives such as the Thruway Stabilization Program, Upstate Revitalization Initiative, and the expansion of statewide broadband services.

Increased Federal spending is mainly concentrated in health care and is partly offset by diminishing levels of Federal reimbursement for recovery costs related to severe storms (e.g., Superstorm Sandy).

General Fund spending, including transfers, is expected to grow by approximately 4.6 percent from FY 2017, and includes planned transfers of Extraordinary Monetary Settlements to fund spending appropriated in capital projects funds. In addition, funding for many agencies and programs is charged to several funds, and is affected by offsets and accounting reclassifications.



## Cash Flow

State Finance Law authorizes the General Fund to borrow money temporarily from available funds held in the Short-Term Investment Pool (STIP). Money may be borrowed for up to four months, or to the end of the fiscal year, whichever period is shorter. The State last used this authorization in April 2011 when the General Fund needed to borrow funds from STIP for a period of five days. The amount of resources that can be borrowed by the General Fund is limited to the available balances in STIP, as determined by the State Comptroller. Available balances include money in the State's governmental funds and a relatively small amount of other money belonging to the State. Several accounts in Debt Service Funds and Capital Projects Funds that are part of All Governmental Funds are excluded from the balances deemed available in STIP. These excluded funds consist of bond proceeds and money obligated for debt service payments.

DOB expects that the State will have sufficient liquidity in FY 2018 to make all planned payments as they become due without having to temporarily borrow from STIP. The State continues to reserve money on a quarterly basis for debt service payments that are financed with General Fund resources. Money to pay debt service on bonds secured by dedicated receipts, including PIT bonds and Sales Tax bonds, continues to be set aside as required by law and bond covenants.

<b>ALL FUNDS MONTH-END CASH BALANCES</b>			
<b>FY 2018</b>			
<b>(millions of dollars)</b>			
	<b>General Fund</b>	<b>Other Funds</b>	<b>All Funds</b>
<b>April</b>	7,405	4,111	11,516
<b>May</b>	2,216	3,667	5,883
<b>June</b>	2,466	4,042	6,508
<b>July</b>	3,359	4,972	8,331
<b>August</b>	2,862	4,746	7,608
<b>September</b>	5,825	2,450	8,275
<b>October</b>	5,572	3,047	8,619
<b>November</b>	3,885	2,216	6,101
<b>December</b>	7,513	2,111	9,624
<b>January</b>	9,630	3,435	13,065
<b>February</b>	9,442	3,319	12,761
<b>March</b>	6,384	3,049	9,433

## Extraordinary Monetary Settlements

From FY 2015 through FY 2018, DOB estimates that the State will have received a total of \$9.9 billion in Extraordinary Monetary Settlements for violations of New York State laws by major financial and other institutions. The following table lists the Extraordinary Monetary Settlements by firm and amount. Note that the Enacted Budget Financial Plan does not reflect the May 24, 2017 consent order between the State Department of Financial Services (DFS) and BNP Paribas S.A. and BNP Paribas S.A. New York Branch (together "BNPP"), pursuant to which BNPP has paid a \$350 million civil monetary penalty to DFS pursuant to Banking Law Section 44 for engaging in improper, unsafe and unsound conduct, in violation of New York State laws and regulations, that included collusive conduct, improper exchange of information, manipulation of the price at which daily benchmark rates were set, and misleading customers. DOB next expects to update the State's multi-year financial projections in July 2017 with the First Quarterly Update to the Financial Plan.

SUMMARY OF RECEIPTS OF EXTRAORDINARY MONETARY SETTLEMENTS BETWEEN REGULATORS AND FINANCIAL INSTITUTIONS (millions of dollars)					
	<u>FY 2015</u>	<u>FY 2016</u>	<u>FY 2017</u>	<u>FY 2018</u>	<u>Total</u>
<b>Extraordinary Monetary Settlements</b>	<b>4,942</b>	<b>3,605</b>	<b>1,317</b>	<b>33</b>	<b>9,897</b>
BNP Paribas	2,243	1,348	0	0	3,591
Department of Financial Services (DFS)	2,243	0	0	0	2,243
Asset Forfeiture (DANY)	0	1,348	0	0	1,348
Deutsche Bank	0	800	444	0	1,244
Credit Suisse AG	715	30	0	0	745
Commerzbank	610	82	0	0	692
Barclays	0	670	0	0	670
Credit Agricole	0	459	0	0	459
Bank of Tokyo Mitsubishi	315	0	0	0	315
Bank of America	300	0	0	0	300
Standard Chartered Bank	300	0	0	0	300
Goldman Sachs	0	50	190	0	240
Morgan Stanley	0	150	0	0	150
Bank Leumi	130	0	0	0	130
Ocwen Financial	100	0	0	0	100
Citigroup (State Share)	92	0	0	0	92
MetLife Parties	50	0	0	0	50
American International Group, Inc.	35	0	0	0	35
PricewaterhouseCoopers LLP	25	0	0	0	25
AXA Equitable Life Insurance Company	20	0	0	0	20
Promontory	0	15	0	0	15
New Day	0	1	0	0	1
Volkswagen	0	0	32	33	65
Mega Bank	0	0	180	0	180
Agricultural Bank of China	0	0	215	0	215
PHH Mortgage	0	0	28	0	28
Intesa SanPaolo	0	0	235	0	235
Other Settlements	7	0	(7)	0	0

## Uses of Extraordinary Monetary Settlements

Consistent with the Executive's intention to use the majority of Extraordinary Monetary Settlements to fund capital investments and nonrecurring expenditures, the Enacted Budget authorizes the transfer/use of \$5.4 billion in remaining resources from Extraordinary Monetary Settlements over a five-year period, in addition to \$4.5 billion used as of the close of FY 2017.

Since FY 2015, DOB estimates the State has received, or expects to receive, nearly \$10 billion in Extraordinary Monetary Settlements for violations of State laws by major financial and other institutions. A total of \$7.7 billion is expected to finance various purposes from capital appropriations, including operating activities associated with the maintenance, protection, preservation, and operation of capital assets. Another \$2.2 billion is or will be used for, other purposes, including resolution of Federal OPWDD disallowances in FY 2016; funding for retroactive labor costs, General Fund operations, and costs of the Department of Law's Litigation Services Bureau.

GENERAL FUND SUMMARY OF RECEIPTS AND USE/TRANSFER OF FUNDS FROM EXTRAORDINARY MONETARY SETTLEMENTS BETWEEN REGULATORS AND FINANCIAL INSTITUTIONS (millions of dollars)									
	FY 2015	FY 2016	FY 2017	FY 2018	FY 2019	FY 2020	FY 2021	FY 2022	Total
Opening Settlement Balance in General Fund	0	4,667	6,300	5,335	3,870	2,208	1,121	468	0
Receipt of Extraordinary Monetary Settlement Payment	4,942	3,605	1,317	33	0	0	0	0	9,897
<b>Use/Transfer of Funds</b>	<b>275</b>	<b>1,972</b>	<b>2,282</b>	<b>1,498</b>	<b>1,662</b>	<b>1,087</b>	<b>653</b>	<b>468</b>	<b>9,897</b>
Capital Purposes:									
Transfer to DIIF	0	857	697	1,402	1,767	1,217	933	438	7,311
Transfer to Environmental Protection Fund	0	0	120	0	0	0	0	0	120
Transfer to Capital Projects Fund - Mass Transit	0	0	0	85	0	0	0	0	85
Transfer to Capital Projects Fund - Healthcare	0	0	0	25	45	50	50	30	200
Transfer to DIIF for Javits Center Expansion	0	0	0	160	350	320	170	0	1,000
Bond Proceed Receipts for Javits Center Expansion	0	0	0	0	0	(500)	(500)	0	(1,000)
FY 2017 Temporary Loan to Capital Projects Fund	0	0	1,300	(1,300)	0	0	0	0	0
FY 2018 Temporary Loan to Capital Projects Fund	0	0	0	500	(500)	0	0	0	0
Other Purposes:									
Transfer to Audit Disallowance - Federal Settlement	0	850	0	0	0	0	0	0	850
Financial Plan - General Fund Operating Purposes	275	250	102	461	0	0	0	0	1,088
Transfer to Local Assistance Account - Mass Transit Opera	0	0	0	10	0	0	0	0	10
Department of Law - Litigation Services Operations	0	10	63	0	0	0	0	0	73
Transfer to OASAS Chemical Dependence Program	0	5	0	0	0	0	0	0	5
Reservation of Funds:									
Reserve for Retroactive Labor Settlements	0	0	0	155	0	0	0	0	155
<b>Closing Settlement Balance in General Fund</b>	<b>4,667</b>	<b>6,300</b>	<b>5,335</b>	<b>3,870</b>	<b>2,208</b>	<b>1,121</b>	<b>468</b>	<b>0</b>	<b>0</b>

The Enacted Budget Financial Plan reflects the allocation of an additional \$1.8 billion in unbudgeted Extraordinary Monetary Settlements to support the following measures:

- **Buffalo Billion Phase II (\$400 million):** The Enacted Budget Financial Plan reflects an additional investment of \$400 million from Extraordinary Monetary Settlement funds to support the second phase of the Buffalo Billion Initiative, which totals \$500 million.
- **Life Sciences (\$320 million):** The Enacted Budget Financial Plan reflects the commitment of \$320 million from Extraordinary Monetary Settlement funds to support the State's multi-year \$620 million Life Sciences Initiative. The State will provide \$220 million to support state-of-the-art laboratory space, equipment, and technology. Furthermore, \$100 million will be provided in investment capital for early stage life science firms, which is expected to be matched by private sector partners.
- **Health Care Capital Grants (\$200 million):** The Enacted Budget Financial Plan includes a \$500 million increase to the health care facility transformation program, of which \$200 million will be funded from Extraordinary Monetary Settlements.
- **Security and Emergency Response Preparedness (\$100 million):** The Enacted Budget Financial Plan reflects the commitment of \$100 million over the next two years to continue counter-terrorism efforts in New York City including increased security and anti-terror exercises at nine MTA-operated bridges and tunnels and to sustain the increased deployment of National Guard at transportation hubs that began in September 2014.
- **Downtown Revitalization (\$100 million):** The Enacted Budget Financial Plan reflects an additional \$100 million for the Downtown Revitalization Initiative to fund housing, economic development, transportation, and community projects to attract and retain residents, visitors, and businesses to downtowns. The existing program provides \$100 million to ten communities currently experiencing population loss and/or economic decline.
- **MTA Capital Plan (\$65 million):** The Enacted Budget Financial Plan reflects the commitment of an additional \$65 million to the MTA's 2015-2019 Capital Program. These new resources must be paid to the Authority before December 31, 2018.
- **Non MTA Transit (\$30 million):** The Enacted Budget Financial Plan invests an additional \$20 million in funds from Extraordinary Monetary Settlements toward the Department of Transportation (DOT) mass transit capital program. Funds will be directed by DOT toward upstate and downstate public transportation systems other than the MTA to defray the costs of capital projects or acquisitions. The Enacted Budget Financial Plan also provides \$10 million for operating costs related to non-MTA Mass Transit purposes.

- **First-Year Costs of Potential Labor Agreements (\$155 million):** The Enacted Budget Financial Plan reserves \$155 million in Extraordinary Monetary Settlements to fund the year one costs of potential labor agreements with the remaining unionized employees, patterned on the PEF contract.
- **General Fund Operations (\$461 million):** The Enacted Budget Financial Plan reflects the use of Extraordinary Monetary Settlements, including \$33 million expected in June 2017 pursuant to a pending settlement with Volkswagen AG, Audi AG, Porsche AG and their American subsidiaries, that were not appropriated in the Enacted Budget to cover a portion of the receipts shortfall.

## Other Matters Affecting the Financial Plan

### General

The State's Enacted Budget Financial Plan is subject to complex economic, social, financial, political, and environmental risks and uncertainties, many of which are outside the ability of the State to control. DOB believes that the projections of receipts and disbursements in the Enacted Budget Financial Plan are based on reasonable assumptions, but there can be no assurance that actual results will not differ materially and adversely from these projections. In certain fiscal years, actual receipts collections have fallen substantially below the levels forecasted. In addition, projections in future years are based on the assumption that annual growth in State Operating Funds spending is limited to 2 percent, and that all savings that result from the 2 percent limit will be made available to the General Fund.

DOB routinely executes cash management actions to manage the State's large and complex budget. These actions are intended for a variety of purposes that include improving the State's cash flow, managing resources within and across State fiscal years, assisting in the adherence to spending targets and better positioning the State to address future risks and unanticipated costs, such as economic downturns, unexpected revenue deterioration and unplanned expenditures. As such, the State regularly makes certain payments above those initially planned to maintain budget flexibility. All payments made above the planned amount are reflected in the year they occur and adhere to the limit of the State's 2 percent spending benchmark.

The Enacted Budget Financial Plan is based on numerous assumptions, including the condition of the State and national economies and the concomitant receipt of economically sensitive tax receipts in the amounts projected. Other uncertainties and risks concerning the economic and receipts forecasts include the impacts of: national and international events; ongoing financial instability in the Euro-zone; changes in consumer confidence, oil supplies and oil prices; major terrorist events, hostilities or war; climate change and extreme weather events; Federal statutory and regulatory changes concerning financial sector activities; changes concerning financial sector bonus payouts, as well as any future legislation governing the structure of compensation; shifts in monetary policy affecting interest rates and the financial markets; financial and real estate market developments which may adversely affect bonus income and capital gains realizations; the effect of household debt on consumer spending and State tax collections; and the outcome of litigation and other claims affecting the State.

The Enacted Budget Financial Plan is subject to various uncertainties and contingencies relating to: wage and benefit increases for State employees that exceed projected annual costs; changes in the size of the State's workforce; the realization of the projected rate of return for pension fund assets, and current assumptions with respect to wages for State employees affecting the State's required pension fund contributions; the willingness and ability of the Federal government to provide the aid expected in the Enacted Budget Financial Plan; the ability of the State to implement cost reduction initiatives, including reductions in State agency operations, and the success with which the State controls expenditures; and the ability of the State and its public authorities to market securities successfully in the public credit markets. Some of these issues are described in

more detail herein. The projections and assumptions contained in the Enacted Budget Financial Plan are subject to revisions which may result in substantial change. No assurance can be given that these estimates and projections, which depend in part upon actions the State expects to be taken but which are not within the State's control, will be realized.

## Budget Risks and Uncertainties

There can be no assurance that the State's financial position will not change materially and adversely from current projections. If this were to occur, the State would be required to take additional gap-closing actions. Such actions may include, but are not limited to: reductions in State agency operations; delays or reductions in payments to local governments or other recipients of State aid; delays in or suspension of capital maintenance and construction; extraordinary financing of operating expenses; use of non-recurring resources; or other measures. In some cases, the ability of the State to implement such actions requires the approval of the Legislature and cannot be implemented solely by action of the Governor.

The Enacted Budget Financial Plan projections for the outyears assume that School Aid and Medicaid disbursements will be limited to the annual growth in NYS personal income and the ten-year average growth of the medical component of the consumer price index (CPI), respectively. However, in SY 2019 School Aid is projected to increase by 4.3 percent, a level \$100 million higher than the estimated 3.9 percent growth in personal income. In addition, since FY 2014, the State has annually authorized spending for School Aid to increase above the personal income growth index; in FY 2018, the Enacted Budget Financial Plan reflects a 4.2 percent School Aid increase, compared to the 3.9 percent growth in the index.

State law grants the Commissioner of Health certain powers and authority to maintain Medicaid spending levels assumed in the Enacted Budget Financial Plan. Over the past six years, DOH State Funds Medicaid spending levels have remained at or below indexed levels without requiring the Commissioner to exercise this authority. However, Medicaid program spending is sensitive to a number of factors including fluctuations in economic conditions, which may increase caseload. The Commissioner's powers are intended to limit the rate of annual growth in DOH State Funds Medicaid spending to the levels estimated for the current fiscal year, through actions which may include reducing rates to providers. However, these actions may be dependent upon timely Federal approvals and other elements of the program that govern implementation. It should further be noted that the Medicaid Cap, which is indexed to historical CPI Medical trends, applies to State Operating Funds and, therefore, General Fund spending remains sensitive to revenue performance in the State's HCRA fund (which finances approximately one-quarter of the DOH State-share costs of Medicaid).

The Enacted Budget Financial Plan forecast contains specific transaction risks and other uncertainties including, but not limited to: receipt of certain payments from public authorities; receipt of certain payments under the Tribal-State compact; receipt of miscellaneous revenues at the levels expected in the Enacted Budget Financial Plan; and achievement of cost-saving measures including, but not limited to, transfer of available fund balances to the General Fund at

levels currently projected. Such risks and uncertainties, if they were to materialize, could adversely impact the Enacted Budget Financial Plan in current or future years.

The Enacted Budget Financial Plan also includes actions that affect the spending reported in the State Operating Funds basis of reporting, including (i) the realignment of certain operating costs to the capital budget to provide consistency in reporting across all agencies and a more accurate accounting of the overall capital budget; (ii) the payment of certain operating costs using available resources in accounts outside of the State Operating Funds basis of reporting; and (iii) the restructuring of the STAR program such that the spending for certain benefits is instead provided in the form of a tax credit for consistency with how other State tax credits are reported. If these and other transactions are not implemented as planned, this could add upward pressure to the reported level of annual spending growth in State Operating Funds.

In developing the Enacted Budget Financial Plan, DOB attempts to mitigate the financial risks from receipts volatility, litigation, and unexpected costs, with a particular emphasis on the General Fund. It does this by, among other things, exercising caution when calculating total General Fund disbursements and managing the accumulation of financial resources that can be used to offset new costs (including, but not limited to, fund balances not needed in a given year, acceleration of tax refunds above the level budgeted in a given year, and prepayment of expenses). There can be no assurance that such resources will be sufficient to address risks that may materialize in a given fiscal year.

## Federal Issues

The State receives a substantial amount of Federal aid for health care, education, transportation, and other governmental purposes, as well as Federal funding to respond to, and recover from, severe weather events and other disasters. Many of the policies that drive this Federal aid are subject to change under the current presidential administration and Congress. Current financial projections concerning Federal aid, and the assumptions on which they rely, are subject to revision in future financial updates as a result of changes in Federal policy.

President Trump's Federal fiscal year 2018 budget proposal was submitted to Congress on May 23, 2017. The President's \$4.1 trillion budget contained substantial potential program spending cuts, including proposed cuts to Medicaid, TANF and other State programs. If adopted as proposed, multiple Federal aid programs would be impacted, including programs for which the State, New York City and other municipalities rely for capital and operating assistance. With the release of the President's Federal fiscal year 2018 budget proposal, attention now shifts to Congress as they work to craft the Federal fiscal year 2018 appropriation bills.

The Federal government may enact budgetary changes or take other actions that adversely affect State finances. State legislation approved with the Enacted Budget sets forth a process by which the State would manage significant reductions in Federal aid during FY 2018 should they arise. Specifically, the legislation directs the Budget Director to prepare a corrective action plan for consideration by the Legislature in the event that (a) Federal aid for Medicaid is reduced by \$850 million or more or (b) Federal aid for all other programs is reduced by \$850 million or more. Each limit is triggered separately and is not additive. The plan prepared by the Budget Director must



uniformly reduce appropriations and cash disbursements in the General Fund and State special revenue funds. Upon receipt of the plan, the Legislature has 90 days to adopt a corrective action plan by concurrent resolution, or the plan submitted by the Budget Director takes effect automatically.

In addition to the potential fiscal impact of policies that may be adopted by the Federal government, the Enacted Budget Financial Plan may also be adversely affected by other Federal government actions, including audits, disallowances, and changes to Federal participation rates or other Medicaid rules.

The Enacted Budget Financial Plan includes reimbursement to the Federal government of \$100 million annually through FY 2027 pursuant to a March 2015 agreement between the State and the Centers for Medicare and Medicaid Services (CMS). The agreement resolved a pending disallowance for FY 2011, and all related payment disputes for State-operated services prior to April 1, 2013, including home and community-based waiver services. Pursuant to the agreement, the State must adjust the Federal/State share of future Medicaid costs to reimburse the Federal government. The State used \$850 million in Extraordinary Monetary Settlement payments, previously set aside for financial risks, to finance the initial repayment amount in FY 2016.

Current issues of particular concern are described below.

### Maintaining Current Federal Aid

The presidential administration has proposed significant cuts to domestic programs in Federal FY 2018, and numerous mandatory programs, such as the Children's Health Insurance Program, are set to expire in Federal FY 2017. If the proposed cuts are adopted or the mandatory programs set to expire in Federal FY 2017 are not continued, it could lead to a reduction of billions of dollars to the State.

### Federal Health Care Policy

Passage of H.R. 1628, the American Health Care Act, in the House of Representatives, puts at risk a significant amount of Federal Aid for health care. Major components of the bill include ending the Basic Health Plan, the Patient Protection and Affordable Care Act's (ACAs) Medicaid expansion, and shifting a larger share of the growth in Medicaid costs to the states by imposing per capita caps on Medicaid spending in lieu of Medicaid's current open-ended entitlement. If adopted, these policies would have a substantial adverse impact on the Enacted Budget Financial Plan.

The bill now moves to the Senate, where it appears unlikely to pass in its current form. DOB will continue to monitor the legislation.

## MRT Medicaid Waiver

The Federal Centers for Medicare & Medicaid Services (CMS) and the State have reached an agreement authorizing up to \$8 billion in new Federal funding, over several years, to transform New York's health care system and ensure access to quality care for all Medicaid beneficiaries. This funding, provided through an amendment to the State's Partnership Plan 1115 Medicaid waiver, is divided among the Interim Access Assurance Fund (IAAF), the Delivery System Reform Incentive Payment (DSRIP) Program, Health Homes, and various other Medicaid redesign initiatives.

Since January 1, 2014, in accordance with provisions of the ACA, the State has been eligible for enhanced Federal Medical Assistance Percentage (FMAP) funding associated with childless adults. The DOH continues to work with the CMS, and to refine the eligibility data systems to draw the appropriate amount of enhanced FMAP. This reconciliation may result in a modification of payments to the State and local governments.

## Federal Debt Ceiling

In October 2013, an impasse in Congress caused a temporary Federal government shutdown and raised concern for a time that the Federal debt ceiling would not be raised in a timely manner. Including the temporary suspension of the debt limit that ended that standoff in 2013, Congress has passed three suspensions of the debt limit since then, the most recent extension having expired in March of 2017. Since then, the Treasury has operated under "extraordinary measures" to finance Federal outlays without further borrowing. The Congressional Budget Office estimates that these cash management measures can forestall default until the fall of 2017.

A Federal government default on payments, particularly for a prolonged period, could have a materially adverse effect on the national and State economies, financial markets, and intergovernmental aid payments. The specific effects on the Enacted Budget Financial Plan of a future Federal government default are unknown and impossible to predict. However, data from past economic downturns suggest that the State's revenue loss could be substantial if the economy goes into a recession due to a Federal default.

A payment default by the United States may adversely affect the municipal bond market. Municipal issuers, as well as the State, could face higher borrowing costs and impaired market access. This would jeopardize planned capital investments in transportation infrastructure, higher education facilities, hazardous waste remediation, environmental projects, and economic development projects. Additionally, the market for and market value of outstanding municipal obligations, including municipal obligations of the State, could be adversely affected.

## Current Labor Negotiations (Current Contract Period)

Legislation has been enacted to implement a three year collective bargaining agreement providing 2 percent annual increases (FY 2017, FY 2018, and FY 2019) for employees represented by PEF and comparable increases for M/C employees. The agreement with PEF follows the one-year retroactive labor agreement authorizing payment of a 2 percent general salary increase to members for the period April 1, 2015 through March 31, 2016. The Graduate Student Employees Union (GSEU) have agreed to a similar three-year deal. The GSEU membership voted to ratify on March 3, 2017.

The New York State Police Investigators Association (NYSPIA) achieved a multi-year collective bargaining agreement patterned after the State's 2015 legislative session deals with the State Police Troopers and Commissioned and Non-Commissioned Officers. The enacted NYSPIA pay bill provides the same schedule of general salary increases provided to the Police Benevolent Association of the New York State Troopers (NYSPBA) members; specifically, a 2 percent general salary increase for each of FY 2015 and FY 2016, in their entirety, and a 1.5 percent general salary increase for each of FY 2017 and FY 2018, respectively.

Most recently, the NYSCOPBA membership voted not to ratify a tentative agreement on a five-year labor contract through FY 2021, which would have provided for annual 2 percent general salary increases through FY 2021, and differentials typically received within the law enforcement community (e.g., Hazardous Duty Pay), the costs of which were offset by benefit design changes within the New York State Health Insurance Program (NYSHIP) and reductions in overtime costs. The State will continue negotiations with NYSCOPBA.

On June 20, 2017, the State and CSEA reached a tentative agreement on a five-year labor contract that provides annual salary increases of 2 percent for FYs 2017 through 2021. The tentative agreement is subject to ratification by CSEA membership. The Enacted Budget Financial Plan reflects annual salary increases of 2 percent through FY 2019.

The State is in active negotiations with all other employee unions whose contracts concluded in FY 2016, including United University Professions (UUP), Council 82, and District Council 37 (DC-37 Housing). Negotiations also continue with the Police Benevolent Association of New York State (PBANYS), whose contract expired at the end of FY 2015.

On June 27, 2016, the CUNY Board of Trustees approved collective bargaining agreements between CUNY and unions representing almost all of the University's faculty and staff. For CUNY senior colleges, these agreements are estimated to cost approximately \$250 million for retroactive payments and \$150 million in ongoing annual costs. At the request of CUNY, the State expects to advance its planned payment of approximately \$250 million State support for CUNY senior colleges from October 2017 to June 2017, to make resources available for retroactive payments in the academic year ending June 2017.

## Pension Amortization<sup>13</sup>

Under legislation enacted in August 2010, the State and local governments may amortize (defer paying) a portion of their annual pension costs. Amortization temporarily reduces the pension costs that must be paid by public employers in a given fiscal year, but results in higher costs overall when repaid with interest.

The State and local governments are required to begin repayment on each new amortization in the fiscal year immediately following the year in which the amortization was initiated. The full amount of each amortization must be repaid within ten years at a fixed interest rate determined by OSC. Legislation included in the FY 2017 Enacted Budget authorizes the State to prepay a portion of remaining principal associated with an amortization, and then pay a lower re-calculated interest installment in any subsequent year for which the principal has been prepaid. This option does not allow the State to delay the original ten-year repayment schedule, nor does it allow for the interest rate initially applied to the amortization amount to be modified.

The portion of an employer's annual pension costs that may be amortized is determined by comparing the employer's amortization-eligible contributions as a percentage of employee salaries (i.e., the normal rate<sup>14</sup>) to a system-wide amortization threshold (i.e., the graded rate). Graded rates are determined for the Employees' Retirement System (ERS) and the Police and Fire Retirement System (PFRS) according to a formula enacted in the 2010 legislation and generally move toward their system's average normal rate by up to one percentage point per year. When an employer's normal rate is greater than the system-wide graded rate, the employer can elect to amortize the difference. However, when the normal rate of an employer that previously amortized is less than the system-wide graded rate, the employer is required to pay the graded rate. Additional contributions are first used to pay off existing amortizations and are then deposited into a reserve account to offset future increases in contribution rates.

The amortization threshold is projected to approximate the normal rate in upcoming fiscal years. Therefore, the Enacted Budget Financial Plan no longer assumes amortization of State pension costs (including the Office of Court Administration) beyond FY 2016.

The following table reflects projected pension contributions and amortizations exclusively for Executive branch and Judiciary employers participating in ERS and PFRS. The "Normal Costs" column shows the State's underlying pension cost in each fiscal year, before the effects of amortization as authorized in 2010. The "(Amortized) / Excess Contributions" column shows amounts amortized. The "Amortization Payments" column provides the amount paid in principal and interest towards the outstanding balance on prior-year amortizations. The "Total" column

<sup>13</sup> The information contained under this heading was prepared solely by DOB and reflects the budgetary aspects of pension amortization. The information that appears later in this AIS, under the section entitled "State Retirement System" was furnished solely by OSC.

<sup>14</sup> For the purpose of this discussion, the "normal rate" refers to all amortization-eligible costs (i.e., normal and administrative costs, as well as certain employer-provided options such as sick leave credit) divided by salary base.

provides the State’s actual or planned pension contribution, inclusive of amortization. The “Interest Rate” column provides the interest rate at which the State will repay the amortized contribution, as determined by OSC. The remaining columns provide information on the normal rate and graded rate, which are used to determine the maximum allowed "(Amortized)" amount or the mandatory "Excess Contributions" amount for a given fiscal year.

EMPLOYEE RETIREMENT SYSTEM AND POLICE AND FIRE RETIREMENT SYSTEM IMPACTS OF AMORTIZATION ON PENSION CONTRIBUTIONS (millions of dollars)									
Fiscal Year	Statewide Pension Payments <sup>1</sup>				Rates for Determining (Amortization Amount) / Excess Contributions				
	Normal Costs <sup>2</sup>	(Amortized) / Excess Contributions	Amortization Payments	Total Statewide Pension Payments	Interest Rate on Amortization Amount (%) <sup>3</sup>	System Average Normal Rate <sup>4</sup>		Amortization Threshold (Graded Rate)	
						ERS (%)	PFRS (%)	ERS (%)	PFRS (%)
2011	1,543.2	(249.6)	0.0	1,293.6	5.00	11.5	18.1	9.5	17.5
2012	2,037.6	(562.9)	32.3	1,507.0	3.75	15.9	21.6	10.5	18.5
2013	2,076.1	(778.5)	100.8	1,398.4	3.00	18.5	25.7	11.5	19.5
2014	2,633.8	(937.0)	192.0	1,888.8	3.67	20.5	28.9	12.5	20.5
2015	2,325.7	(713.1)	305.7	1,918.3	3.15	19.7	27.5	13.5	21.5
2016	1,972.1	(356.1)	389.9	2,005.9	3.21	17.8	24.7	14.5	22.5
2017	1,788.6	0.0	432.1	2,220.7	2.33	15.0	24.3	15.1	23.5
2018 Est.	1,881.0	0.0	432.1	2,313.1		14.9	24.3	14.9	24.3
-----Projected by DOB <sup>5</sup> -----									
2019	1,982.6	0.0	432.1	2,414.7		15.6	25.3	15.6	25.3
2020	2,093.0	0.0	432.1	2,525.1		16.6	26.3	16.6	26.3
2021	2,316.7	0.0	432.1	2,748.8		17.6	27.3	17.6	27.3
2022	2,530.6	0.0	399.8	2,930.4		18.6	28.3	18.6	28.3
2023	2,556.6	0.0	331.3	2,887.9		18.7	29.3	18.7	29.3
2024	2,582.7	0.0	240.1	2,822.8		18.5	29.1	18.5	29.1
2025	2,609.0	0.0	126.4	2,735.4		18.3	28.7	18.3	28.7
2026	2,635.0	0.0	42.2	2,677.2		18.1	28.3	18.1	28.3

<sup>1</sup> Pension contribution values in this table do not include pension costs related to the ORP, VDC, and TRS for SUNY and SED, whereas the projected pension costs in other Financial Plan tables include such pension disbursements.

<sup>2</sup> Normal costs include payments from amortizations prior to FY 2011, which ended in FY 2016 as a result of early repayments.

<sup>3</sup> Interest rates are determined by the Comptroller based on the market rate of return on comparable taxed fixed income investments (e.g., Ten-Year Treasuries). The interest rate is fixed for the duration of the ten-year repayment period.

<sup>4</sup> The system average normal rate represents system-wide amortization-eligible costs (i.e. normal and administrative costs, as well as the cost of certain employer options) as a percentage of the system's total salary base. The normal rate does not include the following costs, which are not eligible for amortization: Group Life Insurance Program (GLIP) contributions, deficiency contributions, previous amortizations, incentive costs, administrative costs, costs of new legislation in some cases, and prior-year adjustments. "(Amortized) / Excess Contributions" are calculated for each employer in the system using employer-specific normal rates, which may differ from the system average.

<sup>5</sup> Outyear projections are prepared by DOB. The retirement system does not prepare, or make available, outyear projections of pension costs.

## Pension Contributions<sup>15</sup>

### Overview

The State makes annual contributions to the New York State and Local Retirement System (NYSLRS) for employees in ERS and PFRS. This section discusses contributions from the State, including the Judiciary, to the NYSLRS, which account for the majority of the State's pension costs.<sup>16</sup> All projections are based on projected market returns and numerous actuarial assumptions which, if unrealized, could change these projections materially.

During FY 2016, the NYSLRS updated its actuarial assumptions based on the results of the 2015 five-year experience study. In September 2015, the System announced that employer contribution rates would decrease for FY 2017 and the assumed rate of return would be lowered from 7.5 percent to 7 percent. The salary scale assumptions were also changed – for ERS the scale was reduced from 4.8 percent to 3.8 percent and for PFRS the scale was reduced from 5.4 percent to 4.5 percent.

### FY 2018 Projections

The State's FY 2018 ERS/PFRS pension estimate of \$2.3 billion is based on the most recent bill prepared by OSC as of February 2017. The estimate includes payment of \$432 million towards the balance outstanding on prior-year deferrals (i.e., amortizations) and additional interest savings from paying the majority of the pension bill in April 2017.

The preliminary FY 2018 ERS/PFRS pension estimate is impacted by FY 2016 investment returns of 0.2 percent, which was below the Comptroller's assumed rate of return (7 percent). However, the past year's underperformance is offset by stronger investment returns in the previous four years and growth in the number of lower cost Tier 6 members. As a result, the average contribution rate for ERS will decrease slightly from 15.5 percent of payroll to 15.3, while the average contribution rate for PFRS will increase slightly from 24.3 percent of payroll to 24.4 percent.<sup>17</sup>

Pension estimates also reflect changes to military service credit provisions enacted during the 2016 legislative session (Chapter 41 of the Laws of 2016). All veterans who are members of NYSLRS may receive extra pension credit for up to three years of military service if they were honorably discharged, have achieved five years of service in a public retirement system, and agree to pay the employee share of such additional pension credit. Costs to the State for employees in ERS will

---

<sup>15</sup> The information contained under this heading was prepared solely by DOB and reflects the budgetary aspects of pension amortization. The information that appears later in this AIS, under the section entitled "State Retirement System" was furnished solely by OSC.

<sup>16</sup> The State's aggregate pension costs also include costs for State employees in the Teachers' Retirement System (TRS) for both the State University of New York (SUNY) and the State Education Department (SED), the Optional Retirement Program (ORP) for both SUNY and SED, and the New York State Voluntary Defined Contribution Plan (VDC).

<sup>17</sup> Average contribution rates include the Group Life Insurance Program (GLIP), and thus differ from the system average normal rates reported in the previous table.

be incurred at the time each member purchases credit, as documented by OSC at the end of each calendar year, while costs for employees in PFRS will be distributed across PFRS employers and billed on a two-year lag (e.g. FY 2017 costs will first be billed in FY 2019). Additionally, under Section 25 of Retirement and Social Security Law (RSSL), the State is required to pay the ERS employer contributions associated with this credit on behalf of local governments. The State is also permitted to amortize the cost of past service credits newly incurred in a given fiscal year; however, the State does not anticipate choosing this option as there would be an interest rate of 7 percent applied to this amortization. The cost to the State for ERS (including the costs covered for local ERS) was \$77 million in FY 2017 based on actual credit purchased through December 31, 2016. DOB currently estimates ERS costs of \$100 million in FY 2018; \$79 million in FY 2019; and \$49 million in FY 2020. Additionally, the State expects ongoing costs of \$7 million beginning in FY 2021 as new cohorts of veterans become eligible to purchase the credit.

### Outyear Projections

Pension estimates for FY 2019 and beyond, as projected by DOB, reflect growth in normal costs primarily based on the expectation that collective bargaining will result in continued salary increases and that investment returns will be below the actuarially assumed 7 percent rate of return in the near-to-mid-term.

### Other Post-Employment Benefits (OPEB)

State employees become eligible for post-employment benefits (e.g., health insurance) if they reach retirement while working for the State and are enrolled in the New York State Health Insurance Program (NYSHIP), or are enrolled in the NYSHIP opt-out program at the time they reach retirement and have at least ten years of eligible service for NYSHIP benefits. The cost of providing post-retirement health insurance is shared between the State and the retired employee. Contributions are established by law and may be amended by the Legislature. The State pays its share of costs on a Pay-As-You-Go (PAYGO) basis as required by law.

In accordance with the Governmental Accounting Standards Board (GASB) Statement 45, the State must perform an actuarial valuation every two years for purposes of calculating OPEB liabilities. As disclosed in Note 13 of the State's Basic Financial Statements for FY 2016, the State's Annual Required Contribution (ARC) represents the annual level of funding that, if set aside on an ongoing basis, is projected to cover normal costs each year and to amortize any unfunded liabilities of the plan over a period not to exceed 30 years. Amounts required but not actually set aside to pay for these benefits are accumulated, with interest, as part of the net OPEB obligation, after adjusting for amounts previously required.

As reported in the State's Basic Financial Statements for FY 2016, the unfunded actuarial accrued liability for FY 2016 is \$77.9 billion (\$63.426 billion for the State and \$14.427 billion for SUNY), an increase of \$494 million from FY 2015 (attributable entirely to SUNY). The unfunded actuarial accrued liability for FY 2016 used an actuarial valuation of OPEB liabilities as of April 1, 2014 for the State and for SUNY. These valuations were determined using the Frozen Entry Age actuarial cost method, and are amortized over an open period of 30 years using the level percentage of



projected payroll amortization method. A significant portion of the annual growth in the State's unfunded actuarial accrued liability has been driven by the adoption of generational mortality projection tables developed by the Society of Actuaries. The tables reflect an improvement in life expectancy in future years resulting in increases to accrued liabilities and the present value of projected benefits. A portion of the annual growth has also been driven by expected increases in NYSHIP costs due to health care cost trends and utilization increases.

The actuarially determined annual OPEB cost for FY 2016 totaled \$4.2 billion (\$3.246 billion for the State and \$926 million for SUNY), an increase of \$1.2 billion from FY 2015 (\$959 million for the State and \$207 million for SUNY). The actuarially-determined cost is calculated using the Frozen Entry Age actuarial cost method, allocating costs on a level basis over earnings. The actuarially determined cost was \$2.6 billion (\$1.905 billion for the State and \$662 million for SUNY) greater than the cash payments for retiree costs made by the State in FY 2016. This difference between the State's PAYGO costs, and the actuarially determined ARC under GASB Statement 45, reduced the State's net asset condition at the end of FY 2016 by \$2.6 billion.

GASB does not require the additional costs to be funded on the State's budgetary (cash) basis, and no additional funding is assumed for this purpose in the Enacted Budget Financial Plan. The State continues to fund these costs, along with all other employee health care expenses, on a PAYGO basis.

There is no provision in the Enacted Budget Financial Plan to fund the ARC for OPEB. If the State began making a contribution, the additional cost above the PAYGO amounts would be lowered. However, it is not expected that the State will alter its current PAYGO funding practice.

The State is currently examining GASB Statement 75 (Accounting and Financial Reporting for Postemployment Benefits Other Than Pensions), which amends GASB Statement 45 and GASB Statement 57, and is expected to be incorporated into the State's FY 2019 financial statements. The GASB Statement 75 will alter the actuarial methods used to calculate OPEB liabilities, standardize asset smoothing and discount rates, and require the unfunded net OPEB obligation to be reported by the State. The inclusions of the remaining balance of the unfunded OPEB liability is expected to significantly increase the State's total long-term liabilities and act to lower the State's overall net position.

GASB Statement 75 is not expected to alter the Enacted Budget Financial Plan PAYGO projections for health insurance, as the DOB methodology for forecasting these costs over a multi-year period already incorporates factors and considerations consistent with the new actuarial methods and calculations required by the GASB Statement. The Enacted Budget includes legislation to establish a Retiree Health Benefit Trust Fund for the purpose of funding health benefits of retired State employees and their dependents.



### **Retiree Health Benefit Trust**

The Enacted Budget includes legislation creating a Retiree Health Benefit Trust Fund (the “Trust Fund”) that authorizes the State to reserve money for the payment of health benefits of retired employees and their dependents. Under the legislation, the State may deposit up to 0.5 percent of total OPEB liability (currently \$63.4 billion for the State and \$14.4 billion for SUNY). The Enacted Budget Financial Plan does not include any deposits to the Trust Fund.

### **Litigation**

Litigation against the State may include potential challenges to the constitutionality of various actions. The State may also be affected by adverse decisions that are the result of various lawsuits. Such adverse decisions may not meet the materiality threshold to warrant individual description but, in the aggregate, could still adversely affect the Enacted Budget Financial Plan. For more information, see the "Litigation" section later in this AIS.

### **Storm Recovery**

New York State continues to recover from the damage sustained during three powerful storms that crippled entire regions. In August 2011, Hurricane Irene disrupted power and caused extensive flooding to various New York State counties. In September 2011, Tropical Storm Lee caused flooding in additional New York State counties and, in some cases, exacerbated the damage caused by Hurricane Irene two weeks earlier. On October 29, 2012, Superstorm Sandy struck the East Coast, causing widespread infrastructure damage and economic losses to the greater New York region. The frequency and intensity of these storms present economic and financial risks to the State. Reimbursement claims for costs of the immediate response, recovery, and future mitigation efforts continue, largely supported by Federal funds. In January 2013, the Federal government approved approximately \$60 billion in Federal disaster aid for general recovery, rebuilding, and mitigation activity nationwide. It is anticipated that New York State, MTA, and New York State localities may receive approximately one-half of this amount for response, recovery, and mitigation costs. To date, a total of \$17 billion has been committed to repairing impacted homes and businesses, restoring community services, and mitigating future storm risks across New York State. There can be no assurance that all anticipated Federal disaster aid described above will be provided to the State and its affected entities over the coming years.

### **Climate Change Adaptation**

Climate change poses long-term threats to physical and biological systems. Potential hazards and risks related to climate change for the State include, among other things, rising sea levels, more severe coastal flooding and erosion hazards, and more intense storms. Storms in recent years, including Superstorm Sandy, Hurricane Irene, and Tropical Storm Lee, have demonstrated vulnerabilities in the State’s infrastructure (including mass transit systems, power transmission and distribution systems, and other critical lifelines) to extreme weather events, including coastal flooding caused by storm surges. Significant long-term planning and investment by the Federal

government, State, municipalities, and public utilities are expected to be needed for adapting existing infrastructure to climate change risks.

### **Cybersecurity**

New York State government, like many other large public and private entities, relies on a large and complex technology environment to conduct its operations. As a recipient and provider of personal, private, or sensitive information, the State and its public corporations and municipalities face multiple cyber threats including, but not limited to, hacking, viruses, malware and other attacks on computer and other sensitive digital networks and systems. Entities or individuals may attempt to gain unauthorized access to the State's digital systems for the purposes of misappropriating assets or information or causing operational disruption and damage. To mitigate the risk of business operations impact and/or damage from cyber incidents or cyber-attacks, the State invests in multiple forms of cybersecurity and operational controls. While controls are routinely reviewed and tested, no assurances can be given that such security and operational control measures will be completely successful to guard against cyber threats and attacks. The results of any such attack could impact business operations and/or damage State digital networks and systems, and the costs of remediating any such event could be substantial.

### **Financial Condition of New York State Localities**

The financial demands on State aid may be affected by the fiscal conditions of New York City and potentially other localities, which rely in part on State aid to balance their budgets and meet their cash requirements. Certain localities outside New York City, including cities and counties, have experienced financial problems and have requested and received additional State assistance during the last several State fiscal years. In 2013, the Financial Restructuring Board for Local Governments was created to provide assistance to distressed local governments by performing comprehensive reviews, and providing grants and loans as a condition of implementing recommended efficiency initiatives. For additional details on the Restructuring Board, please visit [www.frb.ny.gov](http://www.frb.ny.gov).

### **Bond Market**

Implementation of the Enacted Budget Financial Plan is dependent on the State's ability to market bonds successfully. The State finances much of its capital spending in the first instance from the General Fund or the STIP, which it then reimburses with proceeds from the sale of bonds. If the State cannot sell bonds at the levels (or on the timetable) expected in the capital plan, the State's overall cash position and capital funding plan may be adversely affected. The success of projected public sales will be subject to prevailing market conditions, among other things. Future developments in the financial markets, including possible changes in Federal tax law relating to the taxation of interest on municipal bonds, as well as future developments concerning the State and public discussion of such developments generally, may affect the market for outstanding State-supported and State-related debt.

## Debt Reform Act Limit

The Debt Reform Act of 2000 (“Debt Reform Act”) restricts the issuance of State-supported debt to capital purposes only, and for a maximum term of 30 years. The Debt Reform Act limits the amount of new State-supported debt to 4 percent of State personal income, and new State-supported debt service costs to 5 percent of All Funds receipts. The restrictions apply to all new State-supported debt issued since April 1, 2000. The cap on new State-supported debt outstanding began at 0.75 percent of personal income in FY 2001, and was fully phased in at 4 percent of personal income during FY 2011. The cap on new State-supported debt service costs began at 0.75 percent of All Funds receipts in FY 2001, and was fully phased in at 5 percent during FY 2014. DOB, as administrator of the Act, determined that the State was in compliance with the statutory caps in the most recent calculation period (FY 2016).

Current projections anticipate that debt outstanding and debt service will continue to remain below the limits imposed by the Debt Reform Act. Based on the most recent personal income and debt outstanding forecasts, the available room under the debt outstanding cap is expected to decline from \$6.2 billion in FY 2017 to about \$82 million in FY 2021. This includes the estimated impact of the bond-financed portion of increased capital commitment levels. In addition, the projected room under the debt cap is dependent on expected growth for State personal income. Debt outstanding and debt service caps continue to include the existing SUNY Dormitory Facilities lease revenue bonds, which are backed by a general obligation pledge of SUNY. Bonds issued under the new SUNY Dormitory Facilities Revenue credit (which are not backed by a general obligation pledge of SUNY) are not included in the State’s calculation of debt caps. Capital spending priorities and debt financing practices may be adjusted from time to time to preserve available debt capacity and stay within the statutory limits, as events warrant.

DEBT OUTSTANDING SUBJECT TO CAP (millions of dollars)									TOTAL STATE-SUPPORTED DEBT (millions of dollars)		
Year	Personal			Debt Outstanding Since April 1, 2000	\$ Remaining Capacity	Debt as a % of PI	% Remaining Capacity	Debt Outstanding Prior to April 1, 2000	Total State-Supported Debt Outstanding		
	Income	Cap %	Cap \$								
FY 2017	1,195,263	4.00%	47,811	41,623	6,188	3.48%	0.52%	7,999	49,622		
FY 2018	1,258,906	4.00%	50,356	45,186	5,170	3.59%	0.41%	6,785	51,972		
FY 2019	1,312,774	4.00%	52,511	50,374	2,137	3.84%	0.16%	5,760	56,133		
FY 2020	1,372,947	4.00%	54,918	54,374	544	3.96%	0.04%	4,888	59,263		
FY 2021	1,435,631	4.00%	57,425	57,343	82	3.99%	0.01%	3,415	60,758		
FY 2022	1,500,293	4.00%	60,012	59,522	490	3.97%	0.03%	2,785	62,307		

DEBT SERVICE SUBJECT TO CAP (millions of dollars)									TOTAL STATE-SUPPORTED DEBT SERVICE (millions of dollars)		
Year	All Funds			Debt Service Since April 1, 2000	\$ Remaining Capacity	DS as a % of Revenue	% Remaining Capacity	Debt Service Prior to April 1, 2000	Total State-Supported Debt Service		
	Receipts	Cap %	Cap \$								
FY 2017	156,372	5.00%	7,819	4,279	3,540	2.74%	2.26%	1,206	5,484		
FY 2018	161,076	5.00%	8,054	4,572	3,482	2.84%	2.16%	733	5,304		
FY 2019	165,389	5.00%	8,269	5,164	3,106	3.12%	1.88%	1,308	6,471		
FY 2020	168,650	5.00%	8,433	5,781	2,651	3.43%	1.57%	1,324	7,105		
FY 2021	170,599	5.00%	8,530	6,208	2,322	3.64%	1.36%	1,166	7,373		
FY 2022	170,770	5.00%	8,538	6,524	2,015	3.82%	1.18%	739	7,263		

The State's available debt capacity under its statutory debt cap reflects the impact of several factors in the Enacted Budget Financial Plan. These include a reduction to the personal income forecast, additional capital commitments approved in the Enacted Budget, and revised estimates for bond-financed capital spending, including potential underspending projected to occur as a result of

normal timing related to the delivery of capital projects. Debt capacity amounts continue to assume that SUNY Dormitory Facilities lease revenue bonds will be refunded into the new SUNY Dormitory Facilities Revenue Bond credit within one year of their call dates, and are adjusted to reflect refunding results to date. The impact on the debt cap is shown in the following chart.

<b>DEBT OUTSTANDING SUBJECT TO CAP REMAINING CAPACITY SUMMARY</b>						
<b>(millions of dollars)</b>						
	<u>FY 2017</u>	<u>FY 2018</u>	<u>FY 2019</u>	<u>FY 2020</u>	<u>FY 2021</u>	<u>FY 2022</u>
<b>FY 2018 Executive Budget Financial Plan</b>	<b>6,340</b>	<b>4,121</b>	<b>2,273</b>	<b>865</b>	<b>443</b>	<b>1,217</b>
Personal Income Forecast Adjustment	(172)	(66)	(101)	(125)	(126)	(142)
Enacted Capital Reestimates	20	1,212	436	498	683	493
Enacted Capital Adds	0	(296)	(634)	(810)	(960)	(1,078)
SUNY Dorms Refunding Adjustment	0	199	163	116	42	0
<b>FY 2018 Enacted Budget Financial Plan</b>	<b>6,188</b>	<b>5,170</b>	<b>2,137</b>	<b>544</b>	<b>82</b>	<b>490</b>

### Secured Hospital Program

Under the Secured Hospital Program, the State entered into service contracts to enable certain financially distressed not-for-profit hospitals to have tax-exempt debt issued on their behalf, to pay for upgrading their primary health care facilities. Revenues pledged to pay debt service on the bonds include hospital payments made under loan agreements between the Dormitory Authority of the State of New York (DASNY) and the hospitals and certain reserve funds held by the applicable trustees for the bonds. In the event of revenue shortfalls to pay debt service on the Secured Hospital bonds, the service contracts obligate the State to pay debt service, subject to annual appropriations by the Legislature, on bonds issued by DASNY through the Secured Hospital Program. As of March 31, 2017, there were approximately \$220 million of bonds outstanding for this program.

Three of the four remaining hospitals in the State's Secured Hospital Program are in poor financial condition. In relation to the Secured Hospital Program, the State's contingent contractual obligation was invoked to pay debt service for the first time in FY 2014. Since then the State has paid \$85 million for debt service costs. DASNY also estimates the State will pay debt service costs of approximately \$14 million in FY 2018, \$28 million annually in FY 2019 through FY 2021, and \$22 million in FY 2022. These amounts are based on the actual experience to date of the participants in the program, and would cover the debt service costs for one hospital whose debt service obligation was discharged in bankruptcy but is paying rent which offsets a portion of the debt service, a second hospital which closed in 2010, and a third hospital that is currently delinquent in its payments. The State has estimated additional exposure of up to \$9 million annually, if all hospitals in the Program failed to meet the terms of their agreements with DASNY and if available reserve funds were depleted.

**SUNY Downstate Hospital and the Long Island College Hospital (LICH)**

In May 2011, the New York State Supreme Court issued an order that approved the transfer of real property and other assets of LICH to a New York State not-for-profit corporation (“Holdings”), the sole member of which is SUNY. Subsequent to such transfer, Holdings leased the LICH hospital facility to SUNY University Hospital at Brooklyn. In 2012, DASNY issued tax exempt State PIT Revenue Bonds (“PIT Bonds”), to refund approximately \$120 million in outstanding debt originally incurred by LICH and assumed by Holdings.

Pursuant to a court-approved settlement in 2014, SUNY, together with Holdings, issued a request for proposals (RFP) seeking a qualified party to provide or arrange to provide health care services at LICH and to purchase the LICH property.

In accordance with the settlement, Holdings has entered into a purchase and sale agreement with FPG Cobble Hill Acquisitions, LLC (the “Purchaser”), an affiliate of Fortis Property Group, LLC (“Fortis”) (also party to the agreement), which proposes to purchase the LICH property, and with NYU Hospitals Center, which will provide both interim and long-term health care services. The Fortis affiliate plans to develop a mixed-use project. The agreement was approved by the Offices of the Attorney General and the State Comptroller, and the sale of all or substantially all of the assets of Holdings was approved by the State Supreme Court in Kings County. The initial closing was held as of September 1, 2015, and on September 3, 2015 sale proceeds of approximately \$120 million were transferred to the trustee for the PIT Bonds, which were paid and legally defeased from such proceeds. Title to 17 of the 20 properties was conveyed to the special purpose entities formed by the Purchaser to hold title.

The next closing, when title to the New Medical Site (NMS) portion of the LICH property is to be conveyed to NYU Hospitals Center (the NMS Closing), is anticipated to occur within 30 days after all buildings on the NMS are fully demolished and all environmental issues remediated by the Purchaser. In its efforts to complete the demolitions and environmental remediation, the Purchaser is addressing issues raised by adjoining property owners and community groups. These challenges have delayed, and may continue to delay, demolition and environmental remediation.

As the NMS Closing did not occur on or before June 30, 2016, NYU Hospitals Center has the right to terminate its obligations under the purchase and sale agreement upon 30 days prior notice to Purchaser and Holdings. There can be no assurance that NYU Hospitals Center will not exercise its right to terminate. If NYU Hospitals Center terminates its obligations under the purchase and sale agreement, it has the contractual right to close its interim emergency department services immediately, but that right would be subject to obtaining regulatory approval for the closure. Also, if NYU Hospitals Center terminates its obligations under the purchase and sale agreement, the Purchaser has the ability under the purchase and sale agreement to continue with the final closing if, among other things, the Purchaser can identify a replacement provider with a confirming letter of interest to provide certain of the healthcare services expected to be provided by NYU Hospitals Center.

To date, Holdings has received no indication that NYU Hospitals Center intends to terminate its obligations under the purchase and sale agreement. As an alternative to termination, in light of

the delays, each of Holdings and NYU Hospitals Center has the contractual right at any time to take over and complete the demolition and environmental remediation at the Purchaser's sole cost and expense. If Holdings elects to take over the demolition and environmental remediation, it may do so directly or through a designee (i.e., a contractor).

The final closing is anticipated to occur within 36 months after the NMS Closing. At the final closing, title to the two remaining portions of the LICH properties will be conveyed to special purpose entities of Fortis, and Holdings will receive the balance of the purchase price, \$120 million less the remaining down payment. The final closing is conditioned upon completion of the New Medical Building by NYU Hospitals Center and relocation of the emergency department to the New Medical Building.

There can be no assurance that the resolution of legal, financial, and regulatory issues surrounding LICH, including the payment of outstanding liabilities, will not have a materially adverse impact on SUNY.

## **2017 Legislative Session**

The State's regular legislative session for 2017 is scheduled to end on June 21, 2017. Bills with a fiscal impact may be approved by the Legislature during the session and later signed or vetoed by the Governor. DOB continues to evaluate the fiscal impact of the legislative session and expects to reflect, in the First Quarterly Update to the Financial Plan, the estimated costs associated with any bills that may be signed by the Governor, not already reflected in the Enacted Budget Financial Plan.



**State Financial Plan Projections  
Fiscal Years 2018 Through 2021**

[THIS PAGE INTENTIONALLY LEFT BLANK]



## Introduction

This section presents the State's multi-year Financial Plan projections for receipts and disbursements, reflecting the impact of forecast revisions in FYs 2018 through FY 2021, with an emphasis on the FY 2018 projections which reflect the impact of the Enacted Budget Financial Plan.

The State's cash-basis budgeting system, complex fund structure, and practice of earmarking certain tax receipts for specific purposes complicate the discussion of the State's receipts and disbursements projections. Therefore, to minimize the distortions caused by these factors and, equally important, to highlight relevant aspects of the projections, DOB has adopted the following approaches in summarizing the projections:

- **Receipts:** The detailed discussion of tax receipts covers projections for both the General Fund and State Funds (including capital projects). The State Funds perspective reflects estimated tax receipts before their diversion among various funds and accounts, including tax receipts dedicated to capital projects funds (which fall outside of the General Fund and State Operating Funds accounting perspectives). DOB believes this presentation provides a clearer picture of projected receipts, trends, and forecast assumptions, by factoring out the distorting effects of earmarking certain tax receipts.
- **Disbursements:** Roughly 38 percent of projected State-financed spending for State Operating Funds (excluding transfers) is accounted for outside of the General Fund, concentrated primarily in the areas of health care, School Aid, higher education, transportation, and mental hygiene. To provide a clearer picture of spending commitments, the multi-year projections and growth rates are presented, where appropriate, on both a General Fund and State Operating Funds basis.

In evaluating the State's multi-year operating forecast, it should be noted that the reliability of the estimates and projections as a predictor of the State's future financial position is likely to diminish, the further removed such estimates and projections are from the date of this Enacted Budget Financial Plan. Accordingly, in terms of outyear projections, the first "outyear" of the FY 2018 budget, FY 2019, is the most relevant from a planning perspective.

## Summary

The Enacted Budget Financial Plan reflects 2 percent annual growth in State Operating Funds, consistent with the expectation of adherence with a 2 percent spending growth benchmark.

The projections for FY 2019 and thereafter set forth in the Enacted Budget Financial Plan reflect savings that DOB estimates would be realized if the Governor continues to propose, and the Legislature continues to enact, balanced budgets in future years that limit annual growth in State Operating Funds spending to no greater than 2 percent. The calculations are developed using the State Operating Funds accounting perspective, as it is currently reflected in the Enacted budget Financial Plan. From time to time, the State has approved legislation that has affected the spending reflected in State Operating Funds.

Estimated savings are labeled on a distinct line in the Enacted Budget Financial Plan tables as “Adherence to 2 percent Spending Benchmark.” The total disbursements in the Enacted Budget Financial Plan tables do not assume these savings. Such savings will be developed and proposed in future budgets. If the State exceeds the 2 percent State Operating Funds spending benchmark in FY 2019, FY 2020, and/or FY 2021, the projected operating position could decline.

The following tables present the Enacted Budget Financial Plan multi-year projections for the General Fund and State Operating Funds, as well as reconciliation between the State Operating Funds projections and the General Fund budget gaps. The tables are followed by a summary of the multi-year receipts and disbursements forecasts.

## General Fund Projections

GENERAL FUND PROJECTIONS (millions of dollars)					
	FY 2017 Results	FY 2018 Enacted	FY 2019 Projected	FY 2020 Projected	FY 2021 Projected
<b>RECEIPTS</b>					
Taxes (After Debt Service)	62,264	66,466	68,803	71,479	73,826
Miscellaneous Receipts/Federal Grants	3,813	2,152	2,128	2,135	2,058
Other Transfers	818	1,216	739	723	723
<b>Total Receipts</b>	<b>66,895</b>	<b>69,834</b>	<b>71,670</b>	<b>74,337</b>	<b>76,607</b>
<b>DISBURSEMENTS</b>					
Local Assistance Grants	44,439	47,069	50,112	53,101	55,745
School Aid	21,017	22,320	23,438	24,519	25,783
Medicaid/EP	12,447	13,361	14,163	15,226	16,039
All Other	10,975	11,388	12,511	13,356	13,923
State Operations	8,087	8,177	8,750	9,085	9,514
Personal Service	6,065	5,950	6,237	6,424	6,796
Non-Personal Service	2,022	2,227	2,513	2,661	2,718
General State Charges	5,462	5,789	6,328	6,792	7,357
Transfers to Other Funds	10,092	10,164	12,163	12,299	12,156
Debt Service	924	921	1,155	1,053	1,074
Capital Projects	2,569	2,627	4,068	3,899	3,479
State Share of Mental Hygiene Medicaid	1,239	1,301	1,231	1,119	1,119
SUNY Operations	996	1,015	1,005	1,001	1,001
All Other	4,364	4,300	4,704	5,227	5,483
<b>Total Disbursements</b>	<b>68,080</b>	<b>71,199</b>	<b>77,353</b>	<b>81,277</b>	<b>84,772</b>
<b>Use (Reservation) of Fund Balance:</b>	<b>1,185</b>	<b>1,365</b>	<b>1,662</b>	<b>1,087</b>	<b>653</b>
Community Projects	7	16	0	0	0
Labor Agreements	140	(130)	0	0	0
Undesignated Fund Balance	73	14	0	0	0
Extraordinary Monetary Settlements <sup>1</sup>	965	1,465	1,662	1,087	653
<b>BUDGET SURPLUS/(GAP) PROJECTIONS<sup>2</sup></b>	<b>0</b>	<b>0</b>	<b>(4,021)</b>	<b>(5,853)</b>	<b>(7,512)</b>
<b>Adherence to 2% Spending Benchmark<sup>3</sup></b>	<b>n/a</b>	<b>n/a</b>	<b>3,230</b>	<b>5,855</b>	<b>7,955</b>
<b>BUDGET SURPLUS/(GAP) PROJECTIONS</b>	<b>0</b>	<b>0</b>	<b>(791)</b>	<b>2</b>	<b>443</b>
<sup>1</sup> Reflect transfers of Extraordinary Monetary Settlement funds from the General Fund to the Dedicated Infrastructure Investment Fund, the Environmental Protection Fund, and the Capital Projects Fund. <sup>2</sup> Before actions to adhere to the 2 percent benchmark. <sup>3</sup> Savings estimated from limiting annual spending growth in future years to 2 percent. Calculation based on current FY 2018 projections. The Governor is expected to propose, and negotiate with the Legislature to enact, budgets in each fiscal year that hold State Operating Funds spending growth to 2 percent. Assumes all savings from holding spending growth to 2 percent are made available to the General Fund. Total disbursements in Financial Plan tables and discussion do not reflect these savings. If the 2 percent State Operating Funds spending benchmark is not adhered to, the operating position would decline.					

### State Operating Funds Projections

STATE OPERATING FUNDS PROJECTIONS (millions of dollars)					
	FY 2017 Results	FY 2018 Enacted	FY 2019 Projected	FY 2020 Projected	FY 2021 Projected
<b>RECEIPTS</b>					
Taxes	72,989	76,599	79,898	83,142	85,813
Miscellaneous Receipts/Federal Grants	21,830	19,429	18,979	18,885	18,575
<b>Total Receipts</b>	<b>94,819</b>	<b>96,028</b>	<b>98,877</b>	<b>102,027</b>	<b>104,388</b>
<b>DISBURSEMENTS</b>					
Local Assistance Grants	64,369	66,058	68,990	72,041	74,742
School Aid (School Year Basis)	24,689	25,727	26,827	27,950	29,260
DOH Medicaid <sup>1</sup>	18,243	19,093	20,104	21,050	21,792
Tobacco Funding of Local Medicaid Takeover	0	(97)	(329)	(327)	(371)
Transportation	4,977	5,027	5,078	5,174	5,239
STAR	3,139	2,630	2,520	2,453	2,437
Higher Education	2,874	2,800	3,134	3,197	3,248
Social Services	2,935	2,968	3,056	3,203	3,276
Mental Hygiene	2,461	2,485	2,962	3,241	3,460
All Other <sup>2</sup>	5,051	5,425	5,638	6,100	6,401
State Operations	18,680	18,692	19,175	19,577	20,119
Personal Service	13,093	12,910	13,179	13,454	13,925
Non-Personal Service	5,587	5,782	5,996	6,123	6,194
General State Charges	7,634	8,063	8,663	9,202	9,833
Pension Contribution	2,446	2,540	2,647	2,761	2,990
Health Insurance	3,708	3,983	4,260	4,551	4,860
All Other	1,480	1,540	1,756	1,890	1,983
Debt Service	5,514	5,319	6,499	7,134	7,402
Capital Projects	2	2	0	0	0
<b>Total Disbursements</b>	<b>96,199</b>	<b>98,134</b>	<b>103,327</b>	<b>107,954</b>	<b>112,096</b>
Net Other Financing Sources/(Uses)	364	353	(993)	(769)	(342)
<b>RECONCILIATION TO GENERAL FUND GAP</b>					
Designated Fund Balances:	1,016	1,753	1,422	843	538
General Fund	1,185	1,365	1,662	1,087	653
Special Revenue Funds	(185)	391	(237)	(239)	(110)
Debt Service Funds	16	(3)	(3)	(5)	(5)
<b>GENERAL FUND BUDGET SURPLUS/(GAP)<sup>3</sup></b>	<b>0</b>	<b>0</b>	<b>(4,021)</b>	<b>(5,853)</b>	<b>(7,512)</b>
<b>Adherence to 2% Spending Benchmark<sup>4</sup></b>	<b>n/a</b>	<b>n/a</b>	<b>3,230</b>	<b>5,855</b>	<b>7,955</b>
<b>GENERAL FUND BUDGET SURPLUS/(GAP)</b>	<b>0</b>	<b>0</b>	<b>(791)</b>	<b>2</b>	<b>443</b>

<sup>1</sup> Includes the Essential Plan (EP), which is an insurance plan for individuals who are not eligible for Medicaid and who meet certain income threshold standards. The Essential Plan is not a Medicaid program; however, State-funded support is managed within total DOH Medicaid Global Cap resources. In addition, total state share Medicaid funding includes the utilization of tobacco MSA proceeds which will be directly deposited to the MMIS Escrow Fund to cover a portion of local Medicaid growth.

<sup>2</sup> All Other includes other education, parks, environment, economic development, public safety, and reconciliation between school year and State fiscal year spending on School Aid.

<sup>3</sup> Before actions to adhere to the 2 percent benchmark.

<sup>4</sup> Savings estimated from limiting annual spending growth in future years to 2 percent. Calculation based on current FY 2018 projections. The Governor is expected to propose, and negotiate with the Legislature to enact, budgets in each fiscal year that hold State Operating Funds spending growth to 2 percent. Assumes all savings from holding spending growth to 2 percent are made available to the General Fund. Total disbursements in Financial Plan tables and discussion do not reflect these savings. If the 2 percent State Operating Funds spending benchmark is not adhered to, projected operating position would decline.

## Receipts

Enacted Budget Financial Plan receipts include a variety of taxes, fees and assessments, charges for State-provided services, Federal grants, and other miscellaneous receipts, as well as collection of a payroll mobility tax on businesses in the MTA region. The multi-year tax and miscellaneous receipts estimates are prepared by DOB with the assistance of the Department of Taxation and Finance (DTF) and other agencies which collect State receipts, and are predicated on economic analysis and forecasts.

Overall base growth in tax receipts is dependent on many factors. In general, base tax receipts growth rates are determined by economic changes including, but not limited to, changes in interest rates, prices, wages, employment, nonwage income, capital gains realizations, taxable consumption, corporate profits, household net worth, real estate prices and gasoline prices. Federal law changes can influence taxpayer behavior, which often alters base tax receipts. State taxes account for approximately half of total All Funds receipts.

The projections of Federal receipts generally correspond to the anticipated spending levels of a variety of programs including Medicaid, public assistance, mental hygiene, education, public health, and other activities, including extraordinary aid.

Where noted, certain tables in the following section display General Fund tax receipts that exclude amounts transferred to the General Fund in excess of amounts needed for certain debt service obligations (e.g., PIT receipts in excess of the amount transferred for debt service on revenue bonds). For a detailed description of revenue sources, see “Exhibit D - Principal State Taxes and Fees” herein.

### Overview of the Receipts Forecast

All Funds receipts in FY 2018 are projected to total \$161.1 billion, an increase of 3 percent from FY 2017 preliminary results.

ALL FUNDS RECEIPTS (millions of dollars)									
	FY 2017 Results	FY 2018 Enacted	Change	FY 2019 Projected	Change	FY 2020 Projected	Change	FY 2021 Projected	Change
Personal Income Tax	47,565	49,382	3.8%	51,873	5.0%	53,919	3.9%	55,467	2.9%
Consumption/Use Taxes	16,212	16,861	4.0%	17,479	3.7%	18,029	3.1%	18,600	3.2%
Business Taxes	6,979	7,969	14.2%	8,127	2.0%	8,587	5.7%	8,957	4.3%
Other Taxes	2,236	2,276	1.8%	2,311	1.5%	2,420	4.7%	2,535	4.8%
Payroll Mobility Tax	1,380	1,438	4.2%	1,503	4.5%	1,578	5.0%	1,645	4.2%
<b>Total State Taxes</b>	<b>74,372</b>	<b>77,926</b>	<b>4.8%</b>	<b>81,293</b>	<b>4.3%</b>	<b>84,533</b>	<b>4.0%</b>	<b>87,204</b>	<b>3.2%</b>
Miscellaneous Receipts	26,594	26,509	-0.3%	26,580	0.3%	26,301	-1.0%	25,398	-3.4%
Federal Receipts	55,406	56,642	2.2%	57,516	1.5%	57,819	0.5%	57,998	0.3%
<b>Total All Funds Receipts</b>	<b>156,372</b>	<b>161,077</b>	<b>3.0%</b>	<b>165,389</b>	<b>2.7%</b>	<b>168,653</b>	<b>2.0%</b>	<b>170,600</b>	<b>1.2%</b>

State tax receipts are estimated to increase 4.8 percent in FY 2018, with increases across all tax categories. The estimated rebound to moderate growth is due to taxpayer behavior impacts that reduced FY 2017 collections but are not expected to recur in FY 2018.

Consistent with the projected growth in the New York economy over the multi-year Financial Plan period beyond FY 2018, all tax categories are projected to exhibit growth.

After controlling for the impact of tax law changes, base tax revenue decreased 0.1 percent in FY 2017, and is projected to increase by 4.6 percent in FY 2018 and 4.7 percent in FY 2019.

### Personal Income Tax

PERSONAL INCOME TAX (millions of dollars)									
	FY 2017	FY 2018		FY 2019		FY 2020		FY 2021	
	<u>Results</u>	<u>Enacted</u>	<u>Change</u>	<u>Projected</u>	<u>Change</u>	<u>Projected</u>	<u>Change</u>	<u>Projected</u>	<u>Change</u>
<b>STATE/ALL FUNDS</b>	<b>47,565</b>	<b>49,382</b>	<b>3.8%</b>	<b>51,873</b>	<b>5.0%</b>	<b>53,919</b>	<b>3.9%</b>	<b>55,467</b>	<b>2.9%</b>
Gross Collections	56,517	59,310	4.9%	62,991	6.2%	65,995	4.8%	66,821	1.3%
Refunds (Incl. State/City Offset)	(8,952)	(9,928)	-10.9%	(11,118)	-12.0%	(12,076)	-8.6%	(11,354)	6.0%
<b>GENERAL FUND<sup>1</sup></b>	<b>32,535</b>	<b>34,406</b>	<b>5.8%</b>	<b>36,385</b>	<b>5.8%</b>	<b>37,986</b>	<b>4.4%</b>	<b>39,215</b>	<b>3.2%</b>
Gross Collections	56,517	59,310	4.9%	62,991	6.2%	65,995	4.8%	66,821	1.3%
Refunds (Incl. State/City Offset)	(8,952)	(9,928)	-10.9%	(11,118)	-12.0%	(12,076)	-8.6%	(11,354)	6.0%
STAR	(3,139)	(2,630)	16.2%	(2,520)	4.2%	(2,453)	2.7%	(2,385)	2.8%
RBTF	(11,891)	(12,346)	-3.8%	(12,968)	-5.0%	(13,480)	-3.9%	(13,867)	-2.9%

<sup>1</sup>Excludes Transfers.

All Funds personal income tax receipts for FY 2018 are projected to be \$49.4 billion, an increase of \$1.8 billion (3.8 percent) from FY 2017 results. This increase includes growth in withholding and estimated vouchers for tax year 2017. Growth in these categories is partially offset by a decline in final returns and extension payments attributable to the 2016 tax year, and total refunds.

The following table summarizes, by component, actual receipts for FY 2017 and forecast amounts through FY 2021.

ALL FUNDS PERSONAL INCOME TAX FISCAL YEAR COLLECTION COMPONENTS					
(millions of dollars)					
	FY 2017	FY 2018	FY 2019	FY 2020	FY 2021
	<u>Results</u>	<u>Enacted</u>	<u>Projected</u>	<u>Projected</u>	<u>Projected</u>
<b>Receipts</b>					
Withholding	37,524	39,459	41,314	42,557	43,543
Estimated Payments	14,972	15,924	17,521	19,069	18,712
Current Year	10,912	12,428	13,379	14,392	13,233
Prior Year <sup>1</sup>	4,060	3,496	4,142	4,677	5,479
Final Returns	2,588	2,511	2,669	2,818	2,978
Current Year	260	274	289	304	319
Prior Year <sup>1</sup>	2,328	2,237	2,380	2,514	2,659
Delinquent	<u>1,433</u>	<u>1,416</u>	<u>1,487</u>	<u>1,551</u>	<u>1,588</u>
Gross Receipts	56,517	59,310	62,991	65,995	66,821
<b>Refunds</b>					
Prior Year <sup>1</sup>	4,952	5,818	6,385	6,895	7,321
Previous Years	468	495	520	550	580
Current Year <sup>1,2</sup>	2,003	2,053	2,068	2,098	2,125
Advanced Credit Payment	678	689	1,247	1,709	479
State/City Offset <sup>1</sup>	<u>851</u>	<u>873</u>	<u>898</u>	<u>824</u>	<u>849</u>
Total Refunds	8,952	9,928	11,118	12,076	11,354
<b>Net Receipts</b>	<b>47,565</b>	<b>49,382</b>	<b>51,873</b>	<b>53,919</b>	<b>55,467</b>
<sup>1</sup> These components, collectively, are known as the "settlement" on the prior year's tax liability.					
<sup>2</sup> Reflects the January-March administrative refund cap of \$1,750 in all years plus all refund offsets.					

Withholding in FY 2018 is estimated to be \$1.9 billion (5.2 percent) higher than FY 2017 results, driven by moderate wage growth partially associated with improved bonus growth. Extension payments related to tax year 2016 declined by \$564 million (13.9 percent), primarily due to declines in capital gains resulting, at least in part, from apparent taxpayer belief that Federal tax rates would be lower for tax year 2017. Estimated payments for tax year 2017 are projected to grow \$1.5 billion (13.9 percent), primarily due to an increase in net capital gains income, coming off a lower base from tax year 2016. Final return payments and delinquencies are projected to be \$77 million (3 percent) lower and \$17 million (1.2 percent) lower than FY 2017 results, respectively.

The projected increase in total refunds of \$976 million (10.9 percent) includes a \$866 million increase (17.5 percent) in prior (tax year 2016) refunds, a \$27 million (5.8 percent) increase in previous (tax year 2015 and earlier) refunds, an \$11 million (1.6 percent) increase in advanced credit payments related to tax year 2017, and a \$22 million (2.6 percent) increase in the state-city offset.

General Fund PIT receipts are net of deposits to the STAR Fund, which provide property tax relief, and the Revenue Bond Tax Fund (RBTF), which supports debt service payments on State PIT revenue bonds. General Fund PIT receipts for FY 2018 of \$34.4 billion are estimated to increase by \$1.9 billion (5.8 percent) from FY 2017 results, mainly reflecting the increase in All Funds receipts noted above. RBTF deposits are projected to be \$12.3 billion and the STAR transfer is projected to be \$2.6 billion.

All Funds PIT receipts for FY 2019 of \$51.9 billion are projected to increase by \$2.5 billion (5 percent) from FY 2018 estimates. Gross PIT receipts are projected to increase 6.2 percent, reflecting withholding that is projected to grow by \$1.9 billion (4.7 percent) and estimated payments related to tax year 2018 that are projected to grow by \$951 million (7.7 percent). Payments from extensions for tax year 2017 are projected to increase by \$646 million (18.5 percent), reflecting the taxpayer behavior related to potential Federal tax rate changes noted earlier. Final returns are expected to increase by \$158 million (6.3 percent) and delinquencies are projected to increase \$71 million (5 percent) from the prior year. Total refunds are projected to increase by \$1.2 billion (12 percent) from the prior year, primarily due to the property tax relief credit enacted in 2015 and the recent conversions of New York City STAR benefits into State tax credits.

General Fund PIT receipts for FY 2019 of \$36.4 billion are projected to increase by nearly \$2 billion (5.8 percent). RBTF deposits are projected to be \$13 billion, and the STAR transfer is projected to be \$2.5 billion.

All Funds PIT receipts for FY 2020 of \$53.9 billion are projected to increase by \$2 billion (3.9 percent) from FY 2019 estimates. Gross PIT receipts are projected to increase 4.8 percent, reflecting withholding that is projected to grow by \$1.2 billion (3 percent). The relatively low growth rate reflects the expiration of the Enacted Budget two-year high-income surcharge extension through tax year 2019. Estimated payments related to tax year 2019 are projected to grow by \$1 billion (7.6 percent), while payments from extensions for tax year 2018 are projected to increase by \$535 million (12.9 percent), and final returns are expected to increase by \$149 million (5.6 percent). Delinquencies are projected to increase \$64 million (4.3 percent) from the prior year. Total refunds are projected to increase by \$1 billion (8.6 percent) from the prior year.

General Fund PIT receipts for FY 2020 of \$38 billion are projected to increase by \$1.6 billion (4.4 percent). RBTF deposits are projected to be \$13.5 billion, and the STAR transfer is projected to be \$2.5 billion.

All Funds PIT receipts in FY 2021 are projected to increase by \$1.5 billion to \$55.5 billion, while General Fund PIT receipts are projected to total \$39.2 billion. This projected slow growth is driven by the expiration of the high-income surcharge rate extension in tax year 2020, combined with continued phase-in of the FY 2017 Enacted Budget middle income tax cuts.



## Consumption/Use Taxes

CONSUMPTION/USE TAXES (millions of dollars)									
	FY 2017	FY 2018		FY 2019		FY 2020		FY 2021	
	Results	Enacted	Change	Projected	Change	Projected	Change	Projected	Change
<b>STATE/ALL FUNDS</b>	<b>16,212</b>	<b>16,861</b>	<b>4.0%</b>	<b>17,479</b>	<b>3.7%</b>	<b>18,029</b>	<b>3.1%</b>	<b>18,600</b>	<b>3.2%</b>
Sales Tax	13,869	14,584	5.2%	15,178	4.1%	15,766	3.9%	16,371	3.8%
Cigarette and Tobacco Taxes	1,236	1,190	-3.7%	1,150	-3.4%	1,104	-4.0%	1,061	-3.9%
Motor Fuel Tax	519	515	-0.8%	512	-0.6%	507	-1.0%	504	-0.6%
Highway Use Tax	138	96	-30.4%	142	47.9%	142	0.0%	143	0.7%
Alcoholic Beverage Taxes	258	262	1.6%	267	1.9%	272	1.9%	276	1.5%
Medical Marihuana Excise Tax	1	1	0.0%	1	0.0%	1	0.0%	1	0.0%
Taxicab Surcharge	64	64	0.0%	64	0.0%	64	0.0%	64	0.0%
TNC Assessment	0	12	0.0%	24	100.0%	24	0.0%	24	0.0%
Auto Rental Tax	127	137	7.9%	141	2.9%	149	5.7%	156	4.7%
<b>GENERAL FUND<sup>1</sup></b>	<b>7,101</b>	<b>7,438</b>	<b>4.7%</b>	<b>7,726</b>	<b>3.9%</b>	<b>7,996</b>	<b>3.5%</b>	<b>8,274</b>	<b>3.5%</b>
Sales Tax	6,483	6,821	5.2%	7,101	4.1%	7,377	3.9%	7,661	3.8%
Cigarette and Tobacco Taxes	360	343	-4.7%	334	-2.6%	323	-3.3%	313	-3.1%
Alcoholic Beverage Taxes	258	262	1.6%	267	1.9%	272	1.9%	276	1.5%
TNC Assessment	0	12	0.0%	24	100.0%	24	0.0%	24	0.0%

<sup>1</sup>Excludes Transfers.

All Funds consumption/use tax receipts for FY 2018 are estimated to be nearly \$16.9 billion, a \$649 million (4 percent) increase from FY 2017 results. Sales tax receipts are estimated to increase \$715 million (5.2 percent) from the prior year. Cash growth exceeds base growth (i.e., absent law changes) of 4.1 percent primarily due to agreements between certain mobile telecommunication providers and the State to allow such providers to remit less sales tax for a period, ending in April 2017, in lieu of receiving State refunds due to them under Tax Law Section 184. These agreements resulted from acknowledgement by DTF that a mobile telecommunications provider was not subject to the Tax Law Section 184 franchise tax imposed on them between 2005 and 2014. Cigarette and tobacco tax collections are estimated to decrease by \$46 million (3.7 percent). This mainly reflects an expected continued decline in taxable cigarette consumption. The decline is moderated by enforcement efforts of the Cigarette Strike Force. Highway use tax (HUT) collections are estimated to decrease by \$42 million (30.4 percent) due to an increase in refund payments of \$44.4 million as a result of the Independent Owner Operator Drivers Association v. New York Department of Taxation and Finance court decision that lowered HUT registration and decal fees (per truck) from \$19 to \$1.50. Motor fuel tax collections are estimated to decrease by \$4 million (0.8 percent), reflecting an increase in refund payments partially offset by slight growth in both taxable motor fuel and diesel fuel consumption. The newly enacted Transportation Network Company (TNC) assessment is estimated to generate \$12 million in All Funds receipts, as it will only be in effect for part of the fiscal year. Auto rental Tax receipts are estimated to increase by \$10 million (7.9 percent).

General Fund sales tax receipts are net of deposits to the Local Government Assistance Tax Fund (25 percent), and the Sales Tax Revenue Bond Fund (25 percent), which support debt service payments on bonds issued under LGAC and State Sales Tax Revenue Bond programs. Receipts in excess of the debt service requirements of the funds and the local assistance payments to New York City, or its assignee, are transferred back to the General Fund.

General Fund consumption/use tax receipts for FY 2018 are estimated to total over \$7.4 billion, a \$337 million (4.7 percent) increase from FY 2017 results. This increase largely reflects the All Funds sales and cigarette and tobacco tax trends noted above and the part-year impact of the newly enacted TNC assessment.

All Funds consumption/use tax receipts for FY 2019 are projected to be nearly \$17.5 billion, a \$618 million (3.7 percent) increase from FY 2018. The projected \$594 million (4.1 percent) increase in sales tax receipts reflects sales tax base growth of 3.9 percent, slightly lower than the prior fiscal year. Consumption of taxable services and disposable income are projected to grow at a slower pace than in FY 2018. The TNC assessment in its first fully effective year is projected to generate \$24 million in FY 2019. The projected \$46 million (47.9 percent) increase in HUT collections are due to lower refund payments as they return to long-term trend levels following the prior year's significant increase as a result of the court decision noted above. A continued trend decline in taxable cigarette consumption is also projected.

General Fund consumption/use tax receipts are projected to total over \$7.7 billion in FY 2019, a \$288 million (3.9 percent) increase from FY 2018. The projected increase largely reflects the All Funds sales and cigarette and tobacco tax trends noted above and the first full year impact of the TNC assessment.

All Funds consumption/use tax receipts for FY 2020 are projected to be \$18 billion, a \$550 million (3.1 percent) increase from FY 2019. The projected \$588 million (3.9 percent) increase in sales tax receipts reflects sales tax base growth of 4 percent. The All Funds sales tax increase is slightly offset by a trend decline in taxable cigarette consumption. FY 2020 General Fund consumption/use tax receipts are projected to increase to nearly \$8 billion, a \$270 million (3.5 percent) increase from FY 2019.

All Funds consumption/use tax receipts are projected to reach \$18.6 billion (3.2 percent growth) in FY 2021, largely representing base growth in sales tax receipts, slightly offset by a continued trend decline in taxable cigarette consumption.

General Fund consumption/use tax receipts are projected to increase to nearly \$8.3 billion (3.5 percent growth) in FY 2021, reflecting the All Funds trends noted above.

## Business Taxes

BUSINESS TAXES (millions of dollars)									
	FY 2017	FY 2018	FY 2019		FY 2020		FY 2021		
	Results	Enacted	Change	Projected	Change	Projected	Change	Projected	Change
<b>STATE/ALL FUNDS</b>	<b>6,979</b>	<b>7,969</b>	<b>14.2%</b>	<b>8,127</b>	<b>2.0%</b>	<b>8,587</b>	<b>5.7%</b>	<b>8,957</b>	<b>4.3%</b>
Corporate Franchise Tax	3,166	4,175	31.9%	4,373	4.7%	4,823	10.3%	5,123	6.2%
Corporation and Utilities Tax	720	765	6.3%	744	-2.7%	754	1.3%	764	1.3%
Insurance Tax	1,580	1,616	2.3%	1,745	8.0%	1,828	4.8%	1,965	7.5%
Bank Tax	389	328	-15.7%	143	-56.4%	71	-50.3%	0	-100.0%
Petroleum Business Tax	1,124	1,085	-3.5%	1,122	3.4%	1,111	-1.0%	1,105	-0.5%
<b>GENERAL FUND</b>	<b>4,761</b>	<b>5,718</b>	<b>20.1%</b>	<b>5,770</b>	<b>0.9%</b>	<b>6,190</b>	<b>7.3%</b>	<b>6,522</b>	<b>5.4%</b>
Corporate Franchise Tax	2,476	3,406	37.6%	3,524	3.5%	3,924	11.4%	4,187	6.7%
Corporation and Utilities Tax	538	585	8.7%	563	-3.8%	569	1.1%	575	1.1%
Insurance Tax	1,410	1,447	2.6%	1,561	7.9%	1,637	4.9%	1,760	7.5%
Bank Tax	337	280	-16.9%	122	-56.4%	60	-50.8%	0	-100.0%
Petroleum Business Tax	0	0	0.0%	0	0.0%	0	0.0%	0	0.0%

All Funds business tax receipts for FY 2018 are estimated to total nearly \$8 billion, an increase of \$990 million (14.2 percent) from FY 2017 results. The estimate reflects increases for the corporation franchise tax, corporation and utilities tax and insurance tax partially offset by decreases in the bank tax and the petroleum business tax.

Corporation franchise tax receipts are estimated to increase \$1 billion (31.9 percent) in FY 2018, reflecting a rebound in gross receipts and audits. FY 2017 results were negatively impacted by a cut in the business income tax rate from 7.1 to 6.5 percent as well as a shortfall in cash remittances on tax year 2015 final returns (due in March 2017 with permissible extension). This lack of March 2017 cash remittances indicated taxpayers significantly overpaid on 2015 liability during previous estimated payment events. This is not expected to be repeated when tax year 2016 final returns are submitted in FY 2018. Additionally, corporate profit growth is estimated to be 6.3 percent for tax year 2017. Audit receipts are estimated to be significantly higher in FY 2018 (\$288 million) as a greater number of large cases are expected to be closed.

Corporation and utilities tax receipts are estimated to increase \$45 million (6.3 percent) in FY 2018. Gross receipts are expected to increase from FY 2017 results as a result of late filings of mandatory first installment payments. The 2017 mandatory first installment was due March 15th, but several taxpayers filed these payments in April 2017. Audits are expected to decline slightly.

Insurance tax receipts for FY 2018 are estimated to increase \$36 million (2.3 percent) from FY 2017 results. Projected growth in tax year 2017 liability is partially offset by higher refunds as life insurers continue to claim the tax credit for assessments paid to the Life Insurance Guaranty Corporation (LIGC). The LIGC exists to protect policyholders from the insolvency of their life insurers. This is the second year of refund claims for the credit for assessments paid earlier.

Receipts from the repealed bank tax (all from prior liability periods) are estimated to decrease by \$61 million in FY 2018. This decrease stems from lower audit receipts (\$99 million) partially offset by lower prior period adjustments.

Petroleum Business Tax (PBT) receipts are estimated to decrease \$39 million (3.5 percent) in FY 2018, primarily due to the 5 percent decrease in the PBT rate index effective January 2017. This decline is partially offset by estimated slight growth in both taxable motor fuel and diesel fuel consumption and the estimated 5 percent increase in the PBT rate index effective January 2018.

General Fund business tax receipts for FY 2018 of \$5.7 billion are estimated to increase \$957 million (20.1 percent) from FY 2017 results, reflecting the All Funds trends discussed above.

All Funds business tax receipts for FY 2019 of \$8.1 billion are projected to increase by \$158 million (2 percent) from the current year. The increase in corporation franchise tax receipts of \$198 million (4.7 percent) reflects projected growth in corporate profits. The corporation and utilities tax receipts decline of \$21 million (2.7 percent) is attributable to the one-time late filings (April 2017) that are not expected to repeat in FY 2019.

Insurance tax receipts for FY 2019 of over \$1.7 billion are projected to increase \$129 million (8 percent) from the current year. Projected growth in insurance tax premiums combined with lower expected LIGC credit claims contribute to this year-over-year growth. Bank tax receipts are projected to decrease by \$185 million (56.4 percent), due to lower projected audit receipts. PBT receipts are projected to increase \$37 million (3.4 percent) in FY 2019, primarily due to the estimated 5 percent increase in the PBT rate index effective January 2018 and a projected 4.7 percent increase in the PBT rate index effective January 2019. These increases are partially offset by a projected slight decline in taxable motor fuel and diesel fuel consumption.

General Fund business tax receipts for FY 2019 of nearly \$5.8 billion are projected to increase \$52 million (0.9 percent), reflecting the All Funds trends discussed above.

All Funds business tax receipts for FY 2020 of \$8.6 billion are projected to increase by \$460 million (5.7 percent), and General Fund business tax receipts are projected to increase to \$6.2 billion (7.3 percent growth) from the previous year. The projection primarily reflects growth in the corporation franchise tax driven by higher gross receipts and lower refunds. Increases in the corporation and utilities and insurance taxes are offset by declines in the bank and petroleum business taxes.

All Funds business tax receipts for FY 2021 reflect projected trends in corporate profits, taxable insurance premiums, electric utility consumption and prices, the consumption of taxable telecommunications services, and automobile fuel consumption and fuel prices. In FY 2021, All Funds business tax receipts are projected to increase to \$9 billion (4.3 percent growth), and General Fund business tax receipts are projected to increase to \$6.5 billion (5.4 percent growth).

## Other Taxes

OTHER TAXES (millions of dollars)									
	FY 2017 Results	FY 2018 Enacted	Change	FY 2019 Projected	Change	FY 2020 Projected	Change	FY 2021 Projected	Change
<b>STATE/ALL FUNDS</b>	<b>2,236</b>	<b>2,276</b>	<b>1.8%</b>	<b>2,311</b>	<b>1.5%</b>	<b>2,420</b>	<b>4.7%</b>	<b>2,535</b>	<b>4.8%</b>
Estate Tax	1,091	1,052	-3.6%	1,033	-1.8%	1,092	5.7%	1,155	5.8%
Gift Tax	0	0	0.0%	0	0.0%	0	0.0%	0	0.0%
Real Property Gains Tax	0	0	0.0%	0	0.0%	0	0.0%	0	0.0%
Real Estate Transfer Tax	1,126	1,204	6.9%	1,258	4.5%	1,308	4.0%	1,360	4.0%
Pari-Mutuel Taxes	16	17	6.3%	17	0.0%	17	0.0%	17	0.0%
All Other Taxes	3	3	0.0%	3	0.0%	3	0.0%	3	0.0%
<b>GENERAL FUND<sup>1</sup></b>	<b>1,110</b>	<b>1,072</b>	<b>-3.4%</b>	<b>1,053</b>	<b>-1.8%</b>	<b>1,112</b>	<b>5.6%</b>	<b>1,175</b>	<b>5.7%</b>
Estate Tax	1,091	1,052	-3.6%	1,033	-1.8%	1,092	5.7%	1,155	5.8%
Gift Tax	0	0	0.0%	0	0.0%	0	0.0%	0	0.0%
Real Property Gains Tax	0	0	0.0%	0	0.0%	0	0.0%	0	0.0%
Pari-Mutuel Taxes	16	17	6.3%	17	0.0%	17	0.0%	17	0.0%
All Other Taxes	3	3	0.0%	3	0.0%	3	0.0%	3	0.0%

<sup>1</sup>Excludes Transfers.

All Funds other tax receipts for FY 2018 are estimated to be nearly \$2.3 billion, an increase of \$40 million (1.8 percent) from FY 2017 results. This largely reflects an estimated decrease in estate tax receipts of \$39 million (3.6 percent) from the continued phase-in of the increased filing threshold, partially offset by an estimated increase in real estate transfer tax receipts of \$78 million (6.9 percent) primarily due to projected growth in both housing starts and housing prices.

General Fund other tax receipts are estimated to be just under \$1.1 billion in FY 2018, a decrease of \$38 million (3.4 percent) from FY 2017 results, reflecting the decrease in estate tax receipts noted above.

All Funds other tax receipts for FY 2019 are projected to be over \$2.3 billion, an increase of \$35 million (1.5 percent) from FY 2018. Estate tax receipts are projected to decrease by \$19 million (1.8 percent) reflecting the continuation of the phase-in of the increased filing threshold, partially offset by projected growth in household net worth. Real estate transfer tax receipts are projected to increase by \$54 million (4.5 percent), reflecting projected growth in housing starts and housing prices.

General Fund other tax receipts for FY 2019 are projected to decrease by \$19 million (1.8 percent) due to the projected decline in estate tax receipts noted above.

All Funds other tax receipts for FY 2020 are projected to be over \$2.4 billion, a \$109 million (4.7 percent) increase from FY 2019. Estate tax receipts are projected to increase by \$59 million (5.7 percent) reflecting projected growth in household net worth and the conclusion of the phase-in of the increased filing threshold. Real estate transfer tax receipts are projected to increase by \$50 million (4 percent), reflecting projected growth in housing starts and prices.

General Fund other tax receipts for FY 2020 are projected to increase by \$59 million (5.6 percent), due to the projected increase in estate tax receipts noted above.

All Funds other tax receipts for FY 2021 reflect projected trend growth in household net worth, housing starts, and housing prices. FY 2021 All Funds other tax receipts are projected to increase by \$115 million (4.8 percent growth), and General Fund other tax receipts are projected to increase by \$63 million (5.7 percent growth), reflecting the household net worth trends noted above.

### Miscellaneous Receipts and Federal Grants

All Funds miscellaneous receipts include moneys received from HCRA financing sources, SUNY tuition and patient income, lottery receipts for education, assessments on regulated industries, tribal-state compact revenue, Extraordinary Monetary Settlements and a variety of fees and licenses.

MISCELLANEOUS RECEIPTS (millions of dollars)									
	FY 2017	FY 2018		FY 2019		FY 2020		FY 2021	
	<u>Results</u>	<u>Enacted</u>	<u>Change</u>	<u>Projected</u>	<u>Change</u>	<u>Projected</u>	<u>Change</u>	<u>Projected</u>	<u>Change</u>
<b>ALL FUNDS</b>	<b>26,594</b>	<b>26,509</b>	<b>-0.3%</b>	<b>26,580</b>	<b>0.3%</b>	<b>26,301</b>	<b>-1.0%</b>	<b>25,398</b>	<b>-3.4%</b>
General Fund	3,813	2,152	-43.6%	2,128	-1.1%	2,135	0.3%	2,058	-3.6%
Special Revenue Funds	17,686	16,956	-4.1%	16,531	-2.5%	16,429	-0.6%	16,206	-1.4%
Capital Projects Funds	4,637	6,942	49.7%	7,463	7.5%	7,278	-2.5%	6,682	-8.2%
Debt Service Funds	458	459	0.2%	458	-0.2%	459	0.2%	452	-1.5%

All Funds miscellaneous receipts are estimated to total \$26.5 billion in FY 2018, a decrease of 0.3 percent from FY 2017 results. This decrease is primarily due to the impact of Extraordinary Monetary Settlements received in the General Fund during FY 2017, as described earlier in this AIS. In addition to the impact of Extraordinary Monetary Settlements, declining FY 2018 miscellaneous receipts are driven in part by year-to-year variations in health care surcharges and other HCRA resources, bond proceeds, and tuition income revenue.

All Funds miscellaneous receipts are projected to remain relatively flat in FY 2019 and FY 2020, then decrease in FY 2021 related to a year-over-year decrease in bond proceeds reimbursements, which subsequently corresponds to the spend out of bond-financed capital projects.

FEDERAL GRANTS (millions of dollars)									
	FY 2017	FY 2018	FY 2019		FY 2020		FY 2021		Change
	Results	Enacted	Change	Projected	Change	Projected	Change	Projected	
<b>ALL FUNDS</b>	<b>55,406</b>	<b>56,642</b>	<b>2.2%</b>	<b>57,516</b>	<b>1.5%</b>	<b>57,819</b>	<b>0.5%</b>	<b>57,998</b>	<b>0.3%</b>
General Fund	0	0	0.0%	0	0.0%	0	0.0%	0	0.0%
Special Revenue Funds	52,725	54,323	3.0%	55,014	1.3%	55,531	0.9%	55,754	0.4%
Capital Projects Funds	2,608	2,246	-13.9%	2,429	8.1%	2,215	-8.8%	2,171	-2.0%
Debt Service Funds	73	73	0.0%	73	0.0%	73	0.0%	73	0.0%

Aid from the Federal government helps to pay for a variety of programs including Medicaid, public assistance, mental hygiene, school aid, public health, transportation, and other activities. Annual changes to Federal grants generally correspond to changes in federally-reimbursed spending. Accordingly, DOB typically projects Federal reimbursements will be received in the State fiscal year in which spending occurs, but due to the variable timing of Federal grant receipts, actual results often differ from the projections.

All Funds Federal grants are projected to grow to \$58 billion by FY 2021, primarily reflecting the continuation of growth in Federal Medicaid spending related to Federal health care transformation initiatives, partly offset by the projected phase-down of Federal disaster assistance aid. All Federal receipts are subject to continuing administration and Congressional authorization, appropriations and budget action.

Many of the policies that drive Federal aid may be subject to change with the new presidential administration and Congress that began in January 2017. It is not possible at this time to assess the potential fiscal impact of policies that may be proposed and subsequently adopted by the new administration and Congress. If Federal funding to the State were reduced, this could have a materially adverse impact on the Enacted Budget Financial Plan.

## Disbursements

Total disbursements in FY 2018 are estimated at \$71.2 billion in the State's General Fund (including transfers) and \$98.2 billion in total State Operating Funds. School Aid, Medicaid, pensions, debt service, and health benefits are significant drivers of annual spending growth.

The multi-year disbursements projections take into account various factors, including statutorily-indexed rates, agency staffing levels, program caseloads, inflation, and funding formulas contained in State and Federal law. Factors that affect spending estimates vary by program. For example, public assistance spending is based primarily on anticipated caseloads that are estimated by analyzing historical trends and projected economic conditions. Projections also account for the timing of payments, since not all of the amounts appropriated pursuant to an enacted budget are disbursed in the same fiscal year. Consistent with past years, the aggregate spending projections (i.e., the sum of all projected spending by individual agencies) in State Special Revenue Funds have been adjusted downward in all fiscal years, based on typical spending patterns and the observed variance between estimated and actual results over time. A corresponding downward adjustment is also made to miscellaneous receipts.



## Local Assistance Grants

Local Assistance spending includes payments to local governments, school districts, health care providers, and other entities, as well as financial assistance to, or on behalf of, individuals, families and not-for-profit organizations. Local assistance spending in State Operating Funds is estimated at \$66 billion in FY 2018, approximately two-thirds of total State Operating Funds spending. Education and health care spending account for nearly three-quarters of State Operating Funds local assistance spending.

Certain major factors considered in preparing the spending projections for the State's major local assistance programs and activities are summarized below.

FORECAST FOR SELECTED PROGRAM MEASURES AFFECTING OPERATING ACTIVITIES (millions of dollars)					
	FY 2017 Results <sup>1</sup>	FY 2018 Enacted	Forecast		
			FY 2019 Projected	FY 2020 Projected	FY 2021 Projected
<b>MEDICAID</b>					
Individuals Covered	6,217,239	6,284,551	6,318,208	6,335,036	6,343,450
- Essential Plan	713,091	723,020	727,880	730,483	733,095
- Child Health Plus (Caseload)	305,560	309,866	314,232	318,659	323,149
State Takeover of County/NYC Costs <sup>2</sup>	\$2,891	\$3,228	\$3,565	\$3,889	\$4,212
<b>EDUCATION</b>					
School Aid (School Year Basis Funding)	\$24,689	\$25,727	\$26,827	\$27,950	\$29,260
<b>HIGHER EDUCATION</b>					
Public Higher Education Enrollment (FTEs)	562,873	574,523	N/A	N/A	N/A
Tuition Assistance Program (Recipients)	285,920	293,473	N/A	N/A	N/A
<b>PUBLIC ASSISTANCE</b>					
Family Assistance Program (Families)	234,902	230,387	227,493	224,803	222,161
Safety Net Program (Families)	123,264	121,194	119,638	118,217	116,832
Safety Net Program (Singles)	204,947	207,139	209,728	212,134	214,779
<b>MENTAL HYGIENE</b>					
OMH Community Beds	43,077	44,526	46,957	48,057	48,257
OPWDD Community Beds	42,737	43,165	43,596	44,032	44,472
OASAS Community Beds	<u>13,370</u>	<u>13,491</u>	<u>13,532</u>	<u>13,672</u>	<u>13,707</u>
Total	99,184	101,182	104,085	105,761	106,436
<b>PRISON POPULATION</b>					
	51,300	51,000	51,000	51,000	51,000

<sup>1</sup> Reflects preliminary unaudited results.

<sup>2</sup> Reflects the total State cost of taking over the local share of Medicaid growth, which was initially capped at approximately 3 percent annually, then phased-out completely as of calendar year 2015.

### Education

#### School Aid

School Aid helps support elementary and secondary education for New York pupils enrolled in the 674 major school districts throughout the State. State funding is provided to districts based on statutory aid formulas and through reimbursement of categorical expenses such as prekindergarten programs, education of homeless children, and bilingual education. State funding for schools assists districts in meeting locally defined needs, supports the construction of school facilities, and finances school transportation for nearly three million students statewide.

#### School Year (July 1 -June 30)

School Aid is expected to increase by \$1.0 billion (4.2 percent) in SY 2018, including a \$700 million Foundation Aid increase. A Community Schools set-aside of \$150 million within Foundation Aid, a \$50 million increase from the prior year, provides funds intended to facilitate the transformation of schools into community hubs. In addition, another \$288 million supports increased reimbursement in expense-based aid programs such as transportation, Boards of Cooperative Educational Services (BOCES), school construction, and other miscellaneous aid categories.

The Enacted Budget Financial Plan also provides \$50 million in new competitive grant programs, highlighted by a \$35 million investment to expand after-school programs targeted towards low-income students within high need communities, and \$5 million to expand prekindergarten for three- and four-year olds in high-need school districts. New York State provides over \$800 million in recurring annual support for three- and four-year old prekindergarten programs, including \$340 million for the Statewide Universal Full-Day Prekindergarten programs.

School Aid is projected to increase by an additional \$1.1 billion (4.3 percent) in SY 2019, based largely on personal income growth.

SCHOOL AID - SCHOOL YEAR BASIS (JULY 1 - JUNE 30) <sup>1</sup>									
(millions of dollars)									
	<u>SY 2017</u>	<u>SY 2018</u>	<u>Change</u>	<u>SY 2019</u>	<u>Change</u>	<u>SY 2020</u>	<u>Change</u>	<u>SY 2021</u>	<u>Change</u>
Total	24,689	25,727	1,038 4.2%	26,827	1,100 4.3%	27,950	1,123 4.2%	29,260	1,310 4.7%

<sup>1</sup>School year values reflected in table do not include aid for Statewide Universal Full-Day Prekindergarten programs.

## State Fiscal Year

The State finances School Aid from General Fund, commercial gaming and Lottery Fund receipts, including video lottery terminals (VLTs). Commercial gaming and Lottery Fund receipts are accounted for and disbursed from dedicated accounts. Because the State fiscal year begins on April 1, the State typically pays approximately 70 percent of the annual school year commitment during the State fiscal year in which the related budget is enacted, and pays the remaining 30 percent in the first three months of the following State fiscal year.

The table below summarizes the projected sources of School Aid spending on a State fiscal year basis.

SCHOOL AID - STATE FISCAL YEAR BASIS (millions of dollars)									
	FY 2017	FY 2018		FY 2019		FY 2020		FY 2021	
	Results	Enacted	Change	Projected	Change	Projected	Change	Projected	Change
<b>TOTAL STATE OPERATING FUNDS</b>	<b>24,351</b>	<b>25,762</b>	<b>5.8%</b>	<b>26,806</b>	<b>4.1%</b>	<b>27,923</b>	<b>4.2%</b>	<b>29,190</b>	<b>4.5%</b>
General Fund Local Assistance	21,017	22,319	6.2%	23,438	5.0%	24,519	4.6%	25,783	5.2%
Core Lottery Aid	2,360	2,395	1.5%	2,294	-4.2%	2,288	-0.3%	2,291	0.1%
VLT Lottery Aid	957	927	-3.1%	870	-6.1%	888	2.1%	888	0.0%
Commercial Gaming - VLT Offset	4	40	900.0%	88	120.0%	70	-20.5%	70	0.0%
Commercial Gaming	13	81	523.1%	116	43.2%	158	36.2%	158	0.0%

State fiscal year spending for School Aid is projected to total \$25.8 billion in FY 2018. Over the multi-year Financial Plan, an increasing share of School Aid spending is projected to be financed by commercial gaming revenues as opposed to traditional core lottery sales, as described in greater detail below. In addition to State aid, school districts currently receive more than \$3 billion annually in Federal aid.

State aid payments for School Aid were supplemented by commercial gaming revenues in FY 2017, following the State's receipt of one-time licensing fees in FY 2016. These receipts are expected to increase in FY 2018 and the outyears, with gaming revenues shared by the State and commercial gaming facilities. Between December 2014 and August 2016, four casino resorts were recommended by the State's Gaming Facility Location Board and approved by the State Gaming Commission. Three of the four approved casinos have since opened and are in operation, and the fourth approved casino is expected to open in 2018. In the event that casino revenue resources do not materialize at the level expected, or as timely as expected, then the additional School Aid projected to be funded from casino revenue resources must be paid from the General Fund.

### Other Education Funding

In addition to School Aid, the State provides funding and support for various other education-related programs. These include: special education services; programs administered by the Office of Prekindergarten through Grade 12 education; cultural education; higher and professional education programs; and adult career and continuing education services.

OTHER EDUCATION (millions of dollars)									
	FY 2017 Results	FY 2018 Enacted	Change	FY 2019 Projected	Change	FY 2020 Projected	Change	FY 2021 Projected	Change
<b>TOTAL STATE OPERATING FUNDS</b>	<b>2,193</b>	<b>2,269</b>	<b>3.5%</b>	<b>2,385</b>	<b>5.1%</b>	<b>2,475</b>	<b>3.8%</b>	<b>2,619</b>	<b>5.8%</b>
Special Education	1,317	1,338	1.6%	1,453	8.6%	1,571	8.1%	1,690	7.6%
All Other Education	876	931	6.3%	932	0.1%	904	-3.0%	929	2.8%

The State helps fund special education services for approximately 500,000 students with disabilities, from ages 3 to 21. Major programs under the Office of Prekindergarten through Grade 12 address specialized student needs or reimburse school districts for education-related services, including the school breakfast and lunch programs, after-school programs and other educational grant programs. Cultural education includes aid for operating expenses of the major cultural institutions, State Archives, State Library, and State Museum, as well as support for the Office of Educational Television and Public Broadcasting. Higher and professional education programs monitor the quality and availability of post-secondary education programs, and license and regulate over 50 professions. Adult career and continuing education services focus on the education and employment needs of the State's adult citizens, ensuring that such individuals have access to a one-stop source for all their employment needs, and are made aware of the full range of services available in other agencies.

FY 2018 Special Education spending is projected to increase by 2.0 percent over FY 2017 due, in part, to the timing of rate-setting related to these programs. All Other Education growth reflects increased reimbursement of charter school supplemental basic tuition and facilities aid to New York City charter schools in privately-leased space.

Continued growth in FY 2019 and beyond for Special Education is attributable to increased State reimbursement to special education providers for minimum wage costs, funding for excessive teacher turnover prevention, and projected enrollment and cost growth in preschool and summer school special education programs.

**School Tax Relief Program**

The STAR program provides school tax relief to taxpayers by exempting the first \$30,000 of every eligible homeowner's property value from the local school tax levy. Lower-income senior citizens receive a \$65,500 exemption in FY 2018. The DTF oversees local property assessment administration, and is responsible for establishing STAR property tax exemption amounts.

The three components of STAR and their approximate shares of projected FY 2018 program costs are: the basic school property tax exemption or credit for homeowners with incomes under \$500,000 (58 percent); enhanced school property tax exemption or credit for senior citizen homeowners with incomes under \$86,000 (31 percent); and a credit for income-eligible resident New York City personal income taxpayers (11 percent). The Enacted Budget includes the conversion of the New York City PIT rate reduction benefit into a PIT tax credit, which will reduce and eventually eliminate it as a component of State Operating Funds spending. This change will have no impact on the value of the STAR benefit received by taxpayers.

STAR property tax exemption spending reflects reimbursements made to school districts to offset a reduction in the amount of property tax revenue collected from STAR-eligible homeowners. In FY 2017, the STAR exemption program began a gradual shift from a spending program into an advance refundable PIT credit program, with this change applying to first-time homebuyers and to homeowners who move. Likewise, this change will have no impact on the value of the STAR benefit received by homeowners.

SCHOOL TAX RELIEF (STAR) - REVENUE REDUCTION RESULTING FROM STAR ACTIONS									
(millions of dollars)									
	FY 2017	FY 2018		FY 2019		FY 2020		FY 2021	
	Results	Enacted	Change	Projected	Change	Projected	Change	Projected	Change
<b>TOTAL STATE OPERATING FUNDS</b>	<b>3,139</b>	<b>2,630</b>	<b>-16.2%</b>	<b>2,520</b>	<b>-4.2%</b>	<b>2,453</b>	<b>-2.7%</b>	<b>2,437</b>	<b>-0.7%</b>
Gross Program Costs	3,330	3,457	3.8%	3,458	0.0%	3,509	1.5%	3,613	3.0%
Program Conversion	0	(277)	0.0%	0	100.0%	0	0.0%	0	0.0%
Personal Income Tax Credit	(191)	(492)	-157.6%	(938)	-90.7%	(1,056)	-12.6%	(1,176)	-11.4%
FY 2017 Overpayment <sup>1</sup>	0	(58)	0.0%	0	100.0%	0	0.0%	0	0.0%
<b>Basic Exemption</b>	<b>1,695</b>	<b>1,672</b>	<b>-1.4%</b>	<b>1,636</b>	<b>-2.2%</b>	<b>1,592</b>	<b>-2.7%</b>	<b>1,582</b>	<b>-0.6%</b>
Gross Program Costs	1,763	1,807	2.5%	1,839	1.8%	1,862	1.3%	1,920	3.1%
Personal Income Tax Credit	(68)	(135)	-98.5%	(203)	-50.4%	(270)	-33.0%	(338)	-25.2%
<b>Enhanced (Senior) Exemption</b>	<b>916</b>	<b>903</b>	<b>-1.4%</b>	<b>884</b>	<b>-2.1%</b>	<b>861</b>	<b>-2.6%</b>	<b>855</b>	<b>-0.7%</b>
Gross Program Costs	952	976	2.5%	993	1.7%	1,007	1.4%	1,037	3.0%
Personal Income Tax Credit	(36)	(73)	-102.8%	(109)	-49.3%	(146)	-33.9%	(182)	-24.7%
<b>New York City PIT</b>	<b>528</b>	<b>55</b>	<b>-89.6%</b>	<b>0</b>	<b>-100.0%</b>	<b>0</b>	<b>0.0%</b>	<b>0</b>	<b>0.0%</b>
Gross Program Costs	615	674	9.6%	626	-7.1%	640	2.2%	656	2.5%
Program Conversion	0	(277)	0.0%	0	100.0%	0	0.0%	0	0.0%
Personal Income Tax Credit	(87)	(284)	-226.4%	(626)	-120.4%	(640)	-2.2%	(656)	-2.5%
FY 2017 Overpayment <sup>1</sup>	0	(58)	0.0%	0	100.0%	0	0.0%	0	0.0%

<sup>1</sup> Conversion of the NYC Rate Reduction Benefit to Personal Income Credit pertains to 2017 tax year, as such, it was retroactively made effective to January 1, 2017.

Much of the spending decline projected for FY 2018 is due to a timing change involving when the NYC rate reduction benefit is paid out upon conversion to a PIT credit. STAR actions enacted with the FY 2017 budget will result in reduced revenues in addition to the spending changes noted above. Projected revenue reductions will increase over the course of the Financial Plan as STAR actions are implemented, in particular those driven by the conversion of the New York City PIT rate reduction benefit.

### Higher Education

Local assistance for higher education spending includes funding for CUNY, SUNY, and the Higher Education Services Corporation (HESC).

HIGHER EDUCATION (millions of dollars)									
	FY 2017 Results	FY 2018 Enacted	Change	FY 2019 Projected	Change	FY 2020 Projected	Change	FY 2021 Projected	Change
<b>TOTAL STATE OPERATING FUNDS</b>	<b>2,874</b>	<b>2,800</b>	<b>-2.6%</b>	<b>3,134</b>	<b>11.9%</b>	<b>3,197</b>	<b>2.0%</b>	<b>3,248</b>	<b>1.6%</b>
<b>City University</b>	<b>1,424</b>	<b>1,410</b>	<b>-1.0%</b>	<b>1,485</b>	<b>5.3%</b>	<b>1,509</b>	<b>1.6%</b>	<b>1,535</b>	<b>1.7%</b>
Senior Colleges	1,176	1,151	-2.1%	1,230	6.9%	1,254	2.0%	1,280	2.1%
Community College	248	259	4.4%	255	-1.5%	255	0.0%	255	0.0%
<b>Higher Education Services</b>	<b>958</b>	<b>898</b>	<b>-6.3%</b>	<b>1,149</b>	<b>28.0%</b>	<b>1,188</b>	<b>3.4%</b>	<b>1,213</b>	<b>2.1%</b>
Tuition Assistance Program	896	774	-13.6%	954	23.3%	965	1.2%	972	0.7%
Scholarships/Awards	51	112	119.6%	183	63.4%	211	15.3%	229	8.5%
Aid for Part-Time Study	11	12	9.1%	12	0.0%	12	0.0%	12	0.0%
<b>State University</b>	<b>492</b>	<b>492</b>	<b>0.0%</b>	<b>500</b>	<b>1.6%</b>	<b>500</b>	<b>0.0%</b>	<b>500</b>	<b>0.0%</b>
Community College	487	487	0.0%	496	1.8%	496	0.0%	496	0.0%
Other/Cornell	5	5	0.0%	4	-20.0%	4	0.0%	4	0.0%

SUNY and CUNY administer 47 four-year colleges and graduate schools with a total enrollment of 403,000 full- and part-time students. SUNY and CUNY also operate 37 community colleges, serving 324,000 students. Spending for SUNY is concentrated in State Operations and thus does not appear in the table above. State funds support a significant portion of SUNY and CUNY operations. In addition to a \$1.1 billion General Fund transfer to support operations, the State pays employee fringe benefit costs for SUNY<sup>18</sup>. The State support for SUNY fringe benefits is estimated at nearly \$1.8 billion. The State also provides a sizeable benefit to the university systems by paying debt service on bond-financed capital projects. State debt service payments for capital projects at SUNY and CUNY are estimated at \$1.3 billion in FY 2018, an increase of \$94 million from FY 2017 levels. Neither the fringe benefits nor debt service costs are reflected in annual spending totals for the university systems.

HESC administers TAP, which provides financial awards to income-eligible students. It also provides centralized processing for other student financial aid programs, and offers prospective students information and guidance on how to finance a college education. The financial aid programs that HESC administers are funded by the State and the Federal government.

Higher Education spending is projected to modestly decrease between FY 2017 to FY 2018. This change in spending reflects the timing of CUNY payments in FY 2018, the potential sale of certain CUNY building assets, and the reconciliation of prior year TAP payment advances to colleges. Lower spending is partially offset in FY 2018 by new higher education initiatives. The Excelsior Scholarship program will allow students of working-class and middle-class families to attend college tuition-free at all public universities in New York State. Enrollment growth associated with the Excelsior Scholarship program will also drive additional future spending in community college operating aid and TAP. The Budget also provides new funding to begin implementation of open

<sup>18</sup> State support for CUNY fringe benefit costs are included in total spending for Senior Colleges and reflected in local assistance.

educational resources (low cost alternative to traditional textbooks) for students at SUNY and CUNY. SUNY and CUNY will use this funding to target high-enrollment courses to maximize student savings.

In addition, a new Enhanced Tuition Award will enable students attending private not-for-profit colleges to receive financial assistance to complete their college degree. The program provides a maximum award of \$3,000, requires private colleges to provide a match and freeze student tuition for the duration of the award, maximizing the financial benefit to the student. The Enacted Budget includes \$19 million for the program.

## Health Care

Local assistance for health care-related spending includes Medicaid, statewide public health programs and a variety of mental hygiene programs. The DOH works with local health departments and social services departments, including those located in New York City, to coordinate and administer statewide health insurance programs and activities. The majority of government-financed health care programs are included under DOH, but a number of programs are also supported through multi-agency efforts.

DOH is also engaged in a multi-year initiative to implement the Delivery System Reform Incentive Payment (DSRIP) program through an approved Federal waiver amendment to reinvest \$8 billion in Federal savings generated by the MRT reforms. The DSRIP program will promote community-level collaborations and focus on system reform, with a goal to achieve 25 percent reduction in avoidable hospital use over five years. The Enacted Budget Financial Plan reflects the impact of the DSRIP program through additional Federal funds disbursements of nearly \$8 billion through FY 2021, with the remaining funds expected to be disbursed beyond FY 2021. A portion of DSRIP funding flows through the SUNY hospital system and other State-operated health care facilities.

## Medicaid

Medicaid is a means-tested program that finances health care services for low-income individuals and long-term care services for the elderly and disabled, primarily through payments to health care providers. The Medicaid program is financed jointly by the State, Federal government, and local governments. Eligible services include inpatient hospital care, outpatient hospital services, clinics, nursing homes, managed care, prescription drugs, home care and services provided in a variety of community-based settings (including mental health, substance abuse treatment, developmental disabilities services, school-based services and foster care services).

In FY 2012, legislation was enacted to limit the year-to-year growth in DOH State funds Medicaid spending to the ten-year rolling average of the medical component of the CPI. The statutory provisions of the Medicaid spending cap (or “Global Cap”) also allow for flexibility in adjusting Medicaid projections to meet unanticipated costs resulting from a disaster. Certain authorizations exist which allow the Governor to take actions to reduce Medicaid spending in order to maintain spending within the Global Cap limit.

The Enacted Budget Financial Plan reflects the continuation of the Medicaid spending cap through FY 2019, and the projections assume that statutory authority will be extended in subsequent years. Allowable growth under the cap for medical services is 3.2 percent for FY 2018. Projecting medical CPI growth, DOB currently forecasts allowable cap growth at 3.1 percent in FY 2019; 2.9 percent in FY 2020; and 2.8 percent in FY 2021.



# State Financial Plan Projections

## Fiscal Years 2018 Through 2021

MEDICAID GLOBAL CAP FORECAST (millions of dollars)					
	FY 2017	FY 2018	FY 2019	FY 2020	FY 2021
<b>Global Medicaid Cap<sup>1</sup></b>	<b>17,692</b>	<b>18,259</b>	<b>18,825</b>	<b>19,371</b>	<b>19,914</b>
Annual % Change		3.2%	3.1%	2.9%	2.8%
<sup>1</sup> Under the Global Cap, forecasted Medicaid services growth is indexed to the 10-year average of the medical component of the CPI.					

The indexed provisions of the Global Cap apply to a majority of the State share of Medicaid spending that is budgeted and expended principally through DOH. However, the Global Cap is adjusted for State costs associated with the takeover of local Medicaid growth and the multi-year assumption of local Medicaid administration, increased Federal Financial Participation (FFP) pursuant to the ACA that became effective in January 2014, as well as the statewide minimum wage increases authorized in the FY 2017 Enacted Budget. State share Medicaid spending also appears in the Enacted Budget Financial Plan estimates for other State agencies, including the mental hygiene agencies, child welfare programs, and education aid.

TOTAL STATE-SHARE MEDICAID DISBURSEMENTS <sup>1</sup> (millions of dollars)					
	FY 2017	FY 2018	FY 2019	FY 2020	FY 2021
	Results	Enacted	Projected	Projected	Projected
Department of Health Medicaid	<u>18,235</u>	<u>18,929</u>	<u>19,842</u>	<u>20,810</u>	<u>21,520</u>
Local Assistance	17,974	18,662	19,749	20,685	21,417
State Operations	261	364	422	452	474
MSA Payments (Share of Local Growth) <sup>2</sup>	0	(97)	(329)	(327)	(371)
Other State Agency Medicaid Spending	<u>4,441</u>	<u>4,464</u>	<u>4,741</u>	<u>4,945</u>	<u>5,151</u>
Mental Hygiene	4,302	4,328	4,590	4,790	4,987
Foster Care	82	86	101	105	114
Education	57	50	50	50	50
<b>Total State Share Medicaid (All Agencies)</b>	<b>22,676</b>	<b>23,393</b>	<b>24,583</b>	<b>25,755</b>	<b>26,671</b>
Annual \$ Change		717	1,190	1,172	916
Annual % Change		3.2%	5.1%	4.8%	3.6%
<b>Essential Plan<sup>3</sup></b>	<b>313</b>	<b>491</b>	<b>419</b>	<b>439</b>	<b>455</b>
<sup>1</sup> DOH spending in the Financial Plan includes certain items that are excluded from the indexed provisions of the Medicaid Global Cap. This includes administrative costs, such as the takeover of local administrative responsibilities; the decision of Monroe County to participate in the Medicaid local cap program, rather than continuing the sales tax intercept option; increased Federal Financial Participation that became effective in January 2014; and minimum wage increases.					
<sup>2</sup> Tobacco MSA proceeds will be deposited directly to the MMIS Escrow Fund to cover total State share support for Medicaid.					
<sup>3</sup> The EP is not a Medicaid program; however, State-funded resources for the EP are managed under the Medicaid Global Cap.					

The State share of DOH Medicaid spending is financed by a combination of the General Fund, HCRA resources, indigent care support, provider assessment revenue, and tobacco settlement proceeds. The following table provides information on the financing sources for State Medicaid spending. (More information on HCRA can be found in the section entitled "HCRA Financial Plan.")

DEPARTMENT OF HEALTH MEDICAID <sup>1</sup> (millions of dollars)									
	FY 2017 Results	FY 2018 Enacted	Change	FY 2019 Projected	Change	FY 2020 Projected	Change	FY 2021 Projected	Change
<b>STATE OPERATING FUNDS</b>	<b>22,989</b>	<b>23,884</b>	<b>3.9%</b>	<b>25,002</b>	<b>4.7%</b>	<b>26,194</b>	<b>4.8%</b>	<b>27,126</b>	<b>3.6%</b>
<b>Department of Health Medicaid</b>	<b>18,548</b>	<b>19,420</b>	<b>4.7%</b>	<b>20,261</b>	<b>4.3%</b>	<b>21,249</b>	<b>4.9%</b>	<b>21,975</b>	<b>3.4%</b>
General Fund - DOH Medicaid Local	12,178	12,930	6.2%	13,808	6.8%	14,861	7.6%	15,664	5.4%
DOH Medicaid	10,457	10,788	3.2%	11,459	6.2%	12,070	5.3%	12,695	5.2%
Mental Hygiene - Global Cap Adjustment <sup>2</sup>	1,125	1,249	11.0%	1,182	-5.4%	1,180	-0.2%	1,175	-0.4%
Minimum Wage	44	255	479.5%	579	127.1%	838	44.7%	882	5.3%
Local Growth Takeover (Zero Growth Phase-in) <sup>3</sup>	552	735	33.2%	917	24.8%	1,100	20.0%	1,283	16.6%
MSA Payments (Share of Local Growth) <sup>4</sup>	0	(97)	0.0%	(329)	-239.2%	(327)	0.6%	(371)	-13.5%
General Fund - DOH Medicaid State Ops	261	364	39.5%	422	15.9%	452	7.1%	474	4.9%
General Fund - Essential Plan	313	491	56.9%	419	-14.7%	439	4.8%	455	3.6%
Local Assistance	269	431	60.2%	355	-17.6%	365	2.8%	375	2.7%
State Operations	44	60	36.4%	64	6.7%	74	15.6%	80	8.1%
Other State Funds - DOH Medicaid Local	5,796	5,635	-2.8%	5,612	-0.4%	5,497	-2.0%	5,382	-2.1%
HCRA Financing	3,981	3,912	-1.7%	3,888	-0.6%	3,774	-2.9%	3,659	-3.0%
Indigent Care Support	965	892	-7.6%	892	0.0%	892	0.0%	892	0.0%
Provider Assessment Revenue	850	831	-2.2%	832	0.1%	831	-0.1%	831	0.0%
<b>Other State Agency Medicaid Spending</b>	<b>4,441</b>	<b>4,464</b>	<b>0.5%</b>	<b>4,741</b>	<b>6.2%</b>	<b>4,945</b>	<b>4.3%</b>	<b>5,151</b>	<b>4.2%</b>
<b>USE OF MSA PAYMENTS (Share of Local Growth)<sup>4</sup></b>	<b>0</b>	<b>97</b>	<b>0.0%</b>	<b>329</b>	<b>239.2%</b>	<b>327</b>	<b>-0.6%</b>	<b>371</b>	<b>13.5%</b>
<b>LOCAL SHARE OF MEDICAID<sup>5,6</sup></b>	<b>8,343</b>	<b>8,085</b>	<b>-3.1%</b>	<b>8,131</b>	<b>0.6%</b>	<b>8,061</b>	<b>-0.9%</b>	<b>8,090</b>	<b>0.4%</b>
<b>FEDERAL SHARE OF MEDICAID</b>	<b>37,719</b>	<b>39,622</b>	<b>5.0%</b>	<b>40,409</b>	<b>2.0%</b>	<b>41,362</b>	<b>2.4%</b>	<b>41,814</b>	<b>1.1%</b>
DOH Medicaid	34,462	35,875	4.1%	36,304	1.2%	36,884	1.6%	36,873	0.0%
Essential Plan	3,257	3,747	15.0%	4,105	9.6%	4,478	9.1%	4,941	10.3%
<b>ALL FUNDING SOURCES</b>	<b>69,051</b>	<b>71,688</b>	<b>3.8%</b>	<b>73,871</b>	<b>3.0%</b>	<b>75,944</b>	<b>2.8%</b>	<b>77,401</b>	<b>1.9%</b>

<sup>1</sup> The EP is not a Medicaid program; however, State funded resources for EP are managed under the Medicaid Global Cap.  
<sup>2</sup> The DOH Medicaid budget includes resources to fund a portion of Medicaid-related Mental Hygiene program costs under the Global Cap.  
<sup>3</sup> As of County Year (CY) 2015 the full share of local Medicaid services growth has been financed with State resources.  
<sup>4</sup> MSA payments will be deposited directly to the MMIS Escrow Fund to cover a portion of the State's share of local Medicaid growth.  
<sup>5</sup> The Local Share of Medicaid is paid by the Local Social Service Districts (counties), and is not included in the State's All Governmental Funds disbursement totals.  
<sup>6</sup> Fluctuation in the local share of Medicaid is related to certain supplemental payments made by local districts. Local Medicaid services payments are capped at CY 2015 levels.

The Enacted Budget Financial Plan includes \$382 million in annual savings from funding certain OPWDD-related Medicaid expenses under the Medicaid Global Cap. DOH will continue to implement various MRT actions to improve the efficiency and effectiveness in delivery of the statewide Medicaid program. These actions include savings associated with proposals to collaborate with New York City for achieving efficiencies; the establishment of a Medicaid pharmacy drug spending growth cap, which is inclusive of a process to mitigate excessive pricing; utilization of BIP funds to support Federal wage requirements; a requirement for Medicare enrollment among Medicaid beneficiaries who are dually eligible for both programs, with Medicare providing the first level of insurance coverage; efficiencies available through DSRIP; and funding for the QHP portion of the NYSOH health benefit exchange, which will be reduced by \$17 million in FY 2018 through the utilization of additional available Federal resources.

With the retirement of all of the State's tobacco securitization bonds on June 1, 2017, the Enacted Budget Financial Plan includes authorization to use MSA payments to fund a portion of the non-Federal share of annual Medicaid growth formerly borne by local governments, which the State now pays on behalf of local governments. The use of MSA payments will not affect total funding for the Medicaid program, but is expected to provide Enacted Budget Financial Plan relief through lower annual General Fund Medicaid disbursements. The table below lists the adjusted funding shares.

FUNDING SOURCES FOR STATE MEDICAID CONTRIBUTIONS (millions of dollars)					
	FY 2017 Results	FY 2018 Enacted	FY 2019 Projected	FY 2020 Projected	FY 2021 Projected
<b>State Share Support</b>	<b>22,989</b>	<b>23,981</b>	<b>25,331</b>	<b>26,521</b>	<b>27,497</b>
State Funds Medicaid Disbursements <sup>1</sup>	22,989	23,884	25,002	26,194	27,126
MSA Payments (Local Growth)	0	97	329	327	371

<sup>1</sup> The EP is not a Medicaid program; however, State funded resources for EP are managed under the Medicaid Global Cap.

The Enacted Budget Financial Plan provides General Fund support to the Global Cap to fund the costs of the regionally-based, multi-year increase in the statewide minimum wage, including the impact of legislation (Chapter 56 of the Laws of 2016) which ensures that rates for the total compensation for home health care workers in Westchester, New York, Nassau, and Suffolk counties will be increased commensurate with the schedule of statutory minimum wage increases.<sup>19</sup> The impact of these Minimum wage initiatives is projected to increase annual Medicaid spending above statutory Global Cap limits by \$255 million in FY 2018; \$579 million in FY 2019; \$838 million in FY 2020; and \$882 million in FY 2021.

Fluctuation in enrollment, costs of provider health care services, and health care utilization levels are among factors that drive higher Medicaid spending within the Global Cap. The number of Medicaid recipients is expected to exceed 6.2 million by the end of FY 2018, a slight increase from FY 2017.

The ability to offset rising costs within the Medicaid Global Cap exists through the Medicaid integrity and efficiency initiative, which was authorized in the FY 2017 Enacted Budget. Upon election by a local service district to participate in this initiative, DOH and such local service district may formulate a plan to achieve new audit recoveries, efficiencies and other cost avoidance measures to provide savings. Financial Plan savings associated with the Medicaid program are realized through the Mental Hygiene Global Cap Adjustment, which finances certain OPWDD-related Medicaid costs available under the Global Cap, as noted above.

<sup>19</sup> Home health care workers in these counties receive a benefit portion of total compensation in addition to their wage-based compensation rate levels (\$4.09 for New York; \$3.22 for Westchester, Nassau, and Suffolk), resulting in total compensation which otherwise would have exceeded minimum wage levels and therefore was not factored into previous cost analysis. The impact of this legislation, however, effectively exempts the benefit portion of total compensation from the minimum wage calculation and ensures that home health care workers in these counties will receive incremental growth in wage compensation commensurate to the new minimum wage schedule.

With the new presidential administration and Congress, many existing policies that drive Federal aid are subject to change. It is not possible at this time to predict potential fiscal impacts of new policies that may be proposed and adopted. The FY 2018 Enacted Budget includes Federal Flexibility provisions to allow for the management of reductions of \$850 million or more in Federal funding for the State's Medicaid program during FY 2018. Management of such reduction levels would occur only through actions within the State's Medicaid program.

### Essential Plan (EP)

The EP is a health insurance program which receives Federal subsidies authorized through the ACA. The FY 2015 Enacted Budget authorized the State to participate in the EP, which includes health insurance coverage for certain legally residing immigrants previously receiving State-only Medicaid coverage. Individuals who meet the EP eligibility standards are enrolled through the NYSOH health benefit exchange, with the cost of insurance premiums subsidized by the State and Federal governments. When fully implemented, approximately 90 percent of program expenditures are expected to be paid by the Federal government.

ESSENTIAL PLAN (millions of dollars)									
	FY 2017 Results	FY 2018 Enacted	Change	FY 2019 Projected	Change	FY 2020 Projected	Change	FY 2021 Projected	Change
<b>TOTAL ALL FUNDS SPENDING</b>	<b>3,570</b>	<b>4,238</b>	<b>18.7%</b>	<b>4,524</b>	<b>6.7%</b>	<b>4,917</b>	<b>8.7%</b>	<b>5,396</b>	<b>9.7%</b>
State Operating Funds	313	491	56.9%	419	-14.7%	439	4.8%	455	3.6%
Local Assistance	269	431	60.2%	355	-17.6%	365	2.8%	375	2.7%
State Operations	44	60	36.4%	64	6.7%	74	15.6%	80	8.1%
Federal Operating Funds	3,257	3,747	15.0%	4,105	9.6%	4,478	9.1%	4,941	10.3%

In future years, increased program costs associated with rising enrollment levels are anticipated to be partially or fully offset from Federal resources, as growth in the NYSOH index premium that is linked to Federal Basic Health Plan Trust Fund contributions is expected to exceed the growth rate of State-funded EP premium reimbursement. The Federal match percentage is forecasted in the range of 90 percent over the multiyear plan, in recognition of anticipated growth in the NYSOH index premium.

State costs associated with the EP program and related savings are managed within the total available resources of the Medicaid Global Cap. This includes a portion of spending associated with increasing EP enrollment in part, reflecting the transition of certain individuals from the Medicaid program to the EP program based on changes in income levels.

Many of the policies that drive Federal aid are subject to change with the new presidential administration and Congress. It is not possible at this time to assess the potential fiscal impact of policies that may be proposed and adopted by the new administration and Congress. The Enacted Budget includes authorization to develop a mitigation plan to offset the impact of significant Federal funding reductions.

## Public Health/Aging Programs

Public Health includes the Child Health Plus (CHP) program that finances health insurance coverage for children of low-income families, up to the age of 19; the General Public Health Work (GPHW) program that reimburses local health departments for the cost of providing certain public health services; the Elderly Pharmaceutical Insurance Coverage (EPIC) program that provides prescription drug insurance to seniors; and the Early Intervention (EI) program that pays for services to infants and toddlers under the age of three, with disabilities or developmental delays. Many public health programs, such as EI and GPHW programs, are run by county health departments that are reimbursed by the State for a share of program costs. State spending projections do not include the county share of public health costs. In addition, a significant portion of HCRA spending is included under the Public Health budget.

The State Office for the Aging (SOFA) promotes and administers programs and services for New Yorkers 60 years of age and older. SOFA primarily oversees community-based services (including in-home services and nutrition assistance) provided through a network of county Area Agencies on Aging (AAA) and local providers.

PUBLIC HEALTH AND AGING (millions of dollars)									
	FY 2017 Results	FY 2018 Enacted	Change	FY 2019 Projected	Change	FY 2020 Projected	Change	FY 2021 Projected	Change
TOTAL STATE OPERATING FUNDS	1,640	1,625	-0.9%	1,658	2.0%	1,807	9.0%	1,976	9.4%
Public Health	1,515	1,502	-0.9%	1,533	2.1%	1,677	9.4%	1,841	9.8%
Child Health Plus	219	235	7.3%	250	6.4%	380	52.0%	537	41.3%
General Public Health Work	194	198	2.1%	200	1.0%	204	2.0%	208	2.0%
EPIC	132	133	0.8%	128	-3.8%	128	0.0%	128	0.0%
Early Intervention	173	175	1.2%	173	-1.1%	173	0.0%	166	-4.0%
HCRA Program	405	398	-1.7%	399	0.3%	398	-0.3%	398	0.0%
All Other	392	363	-7.4%	383	5.5%	394	2.9%	404	2.5%
Aging	125	123	-1.6%	125	1.6%	130	4.0%	135	3.8%

The FY 2018 Enacted Budget Financial Plan includes initiatives to reduce certain public health programs by 20 percent, resulting in total annual savings of \$25 million funded from the General Fund and HCRA resources.

Declining spending for HCRA and other health programs is partly affected by funding Roswell Park Cancer Institute (RPCI) from capital projects funds. Outyear increases are driven largely by anticipated growth in COLA funding. The decline is also driven by a shift of funding for the Medicaid Utilization Review Program under the Medicaid Global Cap.

CHP spending is anticipated to increase significantly in FY 2020, reflecting the September 2019 expiration of enhanced Federal support currently provided through the ACA. Growth in FY 2021 reflects the full annual impact of the expiration of enhanced Federal support.

Spending for Aging reflects the use of available Federal BIP funds to support the expansion of the NY Connects/No Wrong Door program. After the expiration of Federal BIP funds in September 2017, the funding will be supported by the Medicaid Global Cap.

### HCRA Financial Plan

HCRA was established in 1996 to help fund a portion of State health care activities. Extensions and modifications to HCRA have financed new health care programs, including Family Health Plus (FHP) and CHP. HCRA has also provided additional funding for the health care industry, including investments in worker recruitment and retention, and Doctors Across New York program. HCRA authorization is extended through FY 2020, pursuant to legislation included in the Enacted Budget.

HCRA receipts include surcharges and assessments on hospital revenues, a “covered lives” assessment paid by insurance carriers, and a portion of cigarette tax revenues. In total, HCRA resources are used to fund roughly 25 percent of the State share of Medicaid, as well as CHP, EPIC, Physician Excess Medical Malpractice Insurance, and Indigent Care payments (the latter of which provides funding to hospitals serving a disproportionate share of individuals without health insurance).

HCRA FINANCIAL PLAN FY 2017 THROUGH FY 2021 (millions of dollars)					
	FY 2017 Results	FY 2018 Enacted	FY 2019 Projected	FY 2020 Projected	FY 2021 Projected
<b>OPENING BALANCE</b>	<b>78</b>	<b>12</b>	<b>0</b>	<b>0</b>	<b>0</b>
<b>TOTAL RECEIPTS</b>	<b>5,799</b>	<b>5,772</b>	<b>5,796</b>	<b>5,817</b>	<b>5,788</b>
Surcharges	3,262	3,311	3,369	3,428	3,496
Covered Lives Assessment	1,161	1,110	1,110	1,110	1,045
Cigarette Tax Revenue	876	847	816	781	748
Hospital Assessments	412	424	424	424	424
NYC Cigarette Tax Transfer/Other	88	80	77	74	75
<b>TOTAL DISBURSEMENTS AND TRANSFERS</b>	<b>5,865</b>	<b>5,784</b>	<b>5,796</b>	<b>5,817</b>	<b>5,788</b>
Medicaid Assistance Account <sup>1</sup>	<u>3,981</u>	<u>3,912</u>	<u>3,888</u>	<u>3,774</u>	<u>3,659</u>
Medicaid Costs	3,784	3,715	3,691	3,577	3,462
Workforce Recruitment & Retention	197	197	197	197	197
Hospital Indigent Care	965	892	892	892	892
HCRA Program Account	413	407	407	407	406
Child Health Plus	223	238	254	384	542
Elderly Pharmaceutical Insurance Coverage	143	145	140	140	140
SHIN-NY/APCD	10	40	40	40	0
All Other	130	150	175	180	149
<b>ANNUAL OPERATING SURPLUS/(DEFICIT)</b>	<b>(66)</b>	<b>(12)</b>	<b>0</b>	<b>0</b>	<b>0</b>
<b>CLOSING BALANCE</b>	<b>12</b>	<b>0</b>	<b>0</b>	<b>0</b>	<b>0</b>

<sup>1</sup> NYSOH spending will be financed with available HCRA resources through the Medicaid program.

Beginning in FY 2018, total HCRA receipts are forecasted to grow moderately through FY 2020, due primarily to higher surcharge collections generated from continued growth in health care utilization levels. Relative to previous assumptions and trends, this growth has been reflected in the Enacted Budget Financial Plan through additional surcharge collections of \$78 million in FY 2018; \$76 million in FY 2019; \$75 million in FY 2020 and \$84 million in FY 2021. Covered lives revenue is driven by utilization for certain public health programs, and reflects the extension of the reconciliation suspension in FYS 2018 through 2020.

The level of annual growth forecast for total HCRA revenue through the remainder of the multi-year planning period mainly reflects increases consistent with historic collection patterns. Continued outyear declines for cigarette tax collections, attributable to declining taxable consumption, partly offset total HCRA receipts growth.

HCRA Program Savings are derived from a 20 percent reduction in certain public health programs included in the Enacted Budget. Additionally, \$21 million in RPCI funding will be shifted into the Capital Projects Fund.

The Enacted Budget Financial Plan also reflects the inclusion of a three-year extension of program support, estimated at \$40 million in each year, for the SHIN-NY/APCD infrastructure development initiative to improve informational and data capabilities associated with claiming records.

Over the multi-year Financial Plan period, the most significant area of spending growth is in the CHP program, as the enhanced level of Federal resources provided through the ACA is scheduled to expire after September 30, 2019.

HCRA is expected to remain in balance over the multi-year projection period. Under the current HCRA appropriation structure, spending reductions will occur if resources are insufficient to meet spending levels. Any potential spending reductions could affect General Fund Medicaid funding or HCRA programs. Conversely, any unanticipated balances or excess resources in HCRA are expected to fund Medicaid costs that would otherwise be paid from the General Fund.

### Mental Hygiene

The Department of Mental Hygiene is comprised of OPWDD, Office of Mental Health (OMH), Office of Alcoholism and Substance Abuse Services (OASAS), the Developmental Disabilities Planning Council (DDPC), and the Justice Center for the Protection of People with Special Needs (Justice Center). Services are administered to adults with serious mental illness; children with serious emotional disturbances; individuals with developmental disabilities and their families; persons with chemical dependencies; and individuals with compulsive gambling problems.

These agencies provide services directly to their clients through State-operated facilities, and indirectly through community service providers. The costs associated with providing these services are supported by reimbursement from Medicaid, Medicare, third-party insurance and State funding. Patient care revenues are pledged first to the payment of debt service on outstanding mental hygiene bonds, which were issued to finance infrastructure improvements at State mental hygiene facilities, with the remaining revenue used to support State operating costs.

MENTAL HYGIENE (millions of dollars)									
	FY 2017	FY 2018		FY 2019		FY 2020		FY 2021	
	Results	Enacted	Change	Projected	Change	Projected	Change	Projected	Change
<b>TOTAL STATE OPERATING FUNDS</b>	<b>2,461</b>	<b>2,485</b>	<b>1.0%</b>	<b>2,962</b>	<b>19.2%</b>	<b>3,241</b>	<b>9.4%</b>	<b>3,460</b>	<b>6.8%</b>
<b>People with Developmental Disabilities</b>	<b>2,208</b>	<b>2,284</b>	<b>3.4%</b>	<b>2,477</b>	<b>8.5%</b>	<b>2,657</b>	<b>7.3%</b>	<b>2,813</b>	<b>5.9%</b>
Residential Services	1,333	1,379	3.5%	1,496	8.5%	1,605	7.3%	1,699	5.9%
Day Programs	554	573	3.4%	622	8.6%	667	7.2%	706	5.8%
Clinic	24	25	4.2%	27	8.0%	29	7.4%	30	3.4%
All Other Local/Resources	297	307	3.4%	332	8.1%	356	7.2%	378	6.2%
<b>Mental Health</b>	<b>1,187</b>	<b>1,205</b>	<b>1.5%</b>	<b>1,395</b>	<b>15.8%</b>	<b>1,480</b>	<b>6.1%</b>	<b>1,533</b>	<b>3.6%</b>
Adult Local Services	952	979	2.8%	1,143	16.8%	1,208	5.7%	1,251	3.6%
Children Local Services	235	226	-3.8%	252	11.5%	272	7.9%	282	3.7%
<b>Alcohol and Substance Abuse</b>	<b>304</b>	<b>334</b>	<b>9.8%</b>	<b>351</b>	<b>5.1%</b>	<b>373</b>	<b>6.3%</b>	<b>386</b>	<b>3.5%</b>
Outpatient/Methadone	117	129	10.5%	135	4.7%	144	6.9%	149	3.5%
Residential	120	132	9.7%	138	4.5%	146	5.8%	151	3.4%
Prevention and Program Support	58	64	10.5%	67	5.2%	72	6.3%	74	3.5%
Crisis	9	9	-1.2%	11	17.7%	11	6.3%	12	3.5%
<b>Justice Center</b>	<b>1</b>	<b>1</b>	<b>0.0%</b>	<b>1</b>	<b>0.0%</b>	<b>1</b>	<b>0.0%</b>	<b>1</b>	<b>0.0%</b>
<b>SUBTOTAL BEFORE ADJUSTMENTS</b>	<b>3,700</b>	<b>3,824</b>	<b>3.4%</b>	<b>4,224</b>	<b>10.5%</b>	<b>4,511</b>	<b>6.8%</b>	<b>4,733</b>	<b>4.9%</b>
<b>OPWDD Offsets and Recoupments<sup>1</sup></b>	<b>(1,239)</b>	<b>(1,339)</b>	<b>-8.1%</b>	<b>(1,262)</b>	<b>5.8%</b>	<b>(1,270)</b>	<b>-0.6%</b>	<b>(1,273)</b>	<b>-0.2%</b>

<sup>1</sup> Includes the DOH Global Cap Adjustment (\$1.1 billion in FY 2017 and \$1.2 billion in FYs 2018-2021), and other offsets and recoupment actions to reduce net expenses.



Local assistance spending accounts for approximately 40 percent of total mental hygiene spending from State Operating Funds, and is projected to grow by an average rate of 8.9 percent annually. The main factors driving this level of growth are: enhancements in community mental health services; enhancements in community-based employment and residential opportunities for individuals with disabilities; and new or increased funding not-for-profit providers for growth in employee wages related to minimum wage increases.

The Enacted Budget Financial Plan includes approximately \$124 million in increased local assistance funding for mental hygiene agencies. The spending increase is largely related to new community investments in OPWDD and OMH, as individuals are transitioned from State-operated services to community-integrated settings; new service investments in the OPWDD system, including funding to promote access to vital supports and services for individuals aging out of their educational settings or moving from home; community reinvestment for individuals relocating from institutional settings; expansion of the Systemic Therapeutic Assessment Respite and Treatment (START) model to downstate and funding to support the direct cost of minimum wage increases; transition of new residential beds opening in the mental health provider community; and funding in OASAS to address the heroin and opioid crisis.

The Enacted Budget Financial Plan also provides funding to support a 6.5 percent raise over the next two years for direct care workers, and a 3.25 percent raise for clinical workers serving the mental hygiene community, both aimed at assisting non-profits in the recruitment and retention of employees. Partly offsetting these cost increases is a deferral of the statutory COLA in FY 2018 and FY 2019.

The additional funding increase is offset by technical adjustments to the Medicaid Global Cap (\$100 million), as a greater share of OPWDD-related spending will be financed from Global Cap resources. These technical adjustments have no impact on service delivery or operations of OMH, OPWDD, OASAS or the Justice Center.

State Funds local assistance spending for mental hygiene services is expected to increase in FY 2019 relative to the current-year projections due primarily to continued investments in community services.

The Enacted Budget Financial Plan reflects state operations savings associated with the transition of certain State-operated inpatient and supported residential placements to integrated community-based settings where individual service needs can be sized more appropriately and provided more cost-efficiently, as noted above.

### Social Services

#### Office of Temporary and Disability Assistance (OTDA)

OTDA local assistance programs provide cash benefits and supportive services to low-income families. The State's three main programs include Family Assistance, Safety Net Assistance and Supplemental Security Income (SSI). The Family Assistance program, financed by the Federal government, provides time-limited cash assistance to eligible families. The Safety Net Assistance program, financed by the State and local districts, provides cash assistance for single adults, childless couples, and families that have exhausted their five-year limit on Family Assistance imposed by Federal law. The State SSI Supplementation program provides a supplement to the Federal SSI benefit for the elderly, visually handicapped, and disabled.

TEMPORARY AND DISABILITY ASSISTANCE (millions of dollars)									
	FY 2017 Results	FY 2018 Enacted	Change	FY 2019 Projected	Change	FY 2020 Projected	Change	FY 2021 Projected	Change
TOTAL STATE OPERATING FUNDS	1,220	1,316	7.9%	1,345	2.2%	1,356	0.8%	1,359	0.2%
SSI	645	658	2.0%	661	0.5%	663	0.3%	667	0.6%
Public Assistance Benefits	474	526	11.0%	545	3.6%	545	0.0%	541	-0.7%
Public Assistance Initiatives	11	26	136.4%	33	26.9%	33	0.0%	33	0.0%
All Other	90	106	17.8%	106	0.0%	115	8.5%	118	2.6%

OTDA Spending on SSI is projected to increase between FY 2017 and FY 2018 and to continue to increase gradually over the course of the multi-year Financial Plan due to updated caseload projections. Public assistance benefits spending is projected to increase from FY 2017 to FY 2018 based on an update to DOB's caseload models, with DOB projecting a total of 558,720 recipients in FY 2018. Approximately 230,387 families are expected to receive benefits through the Family Assistance program in FY 2018, a decrease of 1.9 percent from FY 2017. The Safety Net caseload for families is projected at 121,194 in FY 2018, a decrease of 1.7 percent from FY 2017. The caseload for single adults/childless couples supported through the Safety Net program is projected at 207,139 in FY 2018, an increase of 1.1 percent from FY 2017.

Spending in public assistance will increase from FY 2017 to FY 2018 due to a variety of factors including the expansion of HIV/AIDS Services Administration (HASA) benefits to all public assistance recipients living in New York City, and increased costs associated with litigation proceedings that will increase Safety Net Assistance expenditures. Growth is expected to be more gradual in the outyears.

**Office of Children and Family Services (OCFS)**

OCFS provides funding for foster care, adoption, child protective services, preventive services, delinquency prevention, and child care. OCFS oversees the State's system of family support and child welfare services administered by local social services departments and community-based organizations. Specifically, child welfare services, which are financed jointly by the Federal government, the State, and local districts, are structured to encourage local governments to invest in preventive services for reducing out-of-home placement of children. In addition, the Child Care Block Grant, which is also financed by a combination of Federal, State and local sources, supports child care subsidies for public assistance and low-income families.

CHILDREN AND FAMILY SERVICES									
(millions of dollars)									
	FY 2017	FY 2018		FY 2019		FY 2020		FY 2021	
	Results	Enacted	Change	Projected	Change	Projected	Change	Projected	Change
<b>TOTAL STATE OPERATING FUNDS</b>	<b>1,715</b>	<b>1,652</b>	<b>-3.7%</b>	<b>1,711</b>	<b>3.6%</b>	<b>1,847</b>	<b>7.9%</b>	<b>1,917</b>	<b>3.8%</b>
Child Welfare Service	551	472	-14.3%	482	2.1%	491	1.9%	501	2.0%
Foster Care Block Grant	446	388	-13.0%	393	1.3%	399	1.5%	405	1.5%
Adoption	150	144	-4.0%	143	-0.7%	141	-1.4%	135	-4.3%
Day Care	203	262	29.1%	234	-10.7%	235	0.4%	236	0.4%
Youth Programs	100	147	47.0%	182	23.8%	294	61.5%	339	15.3%
Medicaid	82	86	4.9%	101	17.4%	105	4.0%	114	8.6%
Committees on Special Education	50	26	-48.0%	27	3.8%	30	11.1%	33	10.0%
Adult Protective/Domestic Violence	43	33	-23.3%	35	6.1%	36	2.9%	38	5.6%
All Other	90	94	4.4%	114	21.3%	116	1.8%	116	0.0%

OCFS State Operating Funds spending is projected to decline from FY 2017 to FY 2018 due to a variety of factors, including restructuring the financing approach for foster care tuition and residential school placements of children with special needs in New York City; adjustments to the State share reimbursement under the Foster Care Block Grant to an estimated 50 percent, net of Federal funding; and the elimination of the planned Human Services COLA in FY 2018.

Spending is projected to increase in FY 2019 and into the outyears, primarily due to implementation of the "Raise the Age" initiative, which will increase the age limit of juvenile jurisdiction from 16 to 18.

### Transportation

In FY 2018, the State will provide approximately \$5 billion in operating aid to mass transit systems, funded mainly from various dedicated taxes and fees. The MTA, the nation's largest transit and commuter rail system, receives the majority of this aid. The MTA receives additional, exclusive operating support from the MTA Financial Assistance Fund, authorized in May 2009 to collect regional taxes and fees imposed within the Metropolitan Commuter Transportation District (MCTD). The State collects these taxes and fees on behalf of, and disburses the entire amount to, the MTA. Pursuant to legislation enacted in December 2011, the MTA payroll tax was eliminated for all elementary and secondary schools and small business operators within the MCTD. The General Fund provides additional annual support to the MTA, subject to appropriation, to partially offset this revenue loss.

TRANSPORTATION (millions of dollars)									
	FY 2017 Results	FY 2018 Enacted	Change	FY 2019 Projected	Change	FY 2020 Projected	Change	FY 2021 Projected	Change
<b>STATE OPERATING FUNDS SUPPORT</b>	<b>4,977</b>	<b>5,027</b>	<b>1.0%</b>	<b>5,078</b>	<b>1.0%</b>	<b>5,174</b>	<b>1.9%</b>	<b>5,239</b>	<b>1.3%</b>
Mass Transit Operating Aid:	<u>2,279</u>	<u>2,282</u>	<u>0.1%</u>	<u>2,282</u>	<u>0.0%</u>	<u>2,282</u>	<u>0.0%</u>	<u>2,282</u>	<u>0.0%</u>
Metro Mass Transit Aid	2,152	2,152	0.0%	2,152	0.0%	2,152	0.0%	2,152	0.0%
Public Transit Aid	83	86	3.6%	86	0.0%	86	0.0%	86	0.0%
18-b General Fund Aid	19	19	0.0%	19	0.0%	19	0.0%	19	0.0%
School Fare	25	25	0.0%	25	0.0%	25	0.0%	25	0.0%
Mobility Tax and MTA Aid Trust	1,967	2,005	1.9%	2,063	2.9%	2,159	4.7%	2,223	3.0%
Dedicated Mass Transit	669	668	-0.1%	676	1.2%	676	0.0%	677	0.1%
AMTAP	62	70	12.9%	57	-18.6%	57	0.0%	57	0.0%
All Other	0	2	-	0	-	0	0.0%	0	0.0%

Projected operating aid to the MTA and other transit systems reflects the current receipts forecast and timing associated with the availability of resources. The Enacted Budget Financial Plan includes revised spending estimates for transit assistance in each year to reflect the most recent revenue forecast assumptions. Funding is also included for Department of Motor Vehicles county special traffic options programs for driving while intoxicated.

## Local Government Assistance

Direct aid to local governments includes the Aid and Incentives for Municipalities (AIM) program, which was created in FY 2006 to consolidate various unrestricted local aid funding streams; miscellaneous financial assistance for certain counties, towns, and villages; and efficiency-based incentive grants provided to local governments.

LOCAL GOVERNMENT ASSISTANCE - AIM PROGRAM (millions of dollars)									
	FY 2017	FY 2018	FY 2019		FY 2020		FY 2021		Change
	Results	Enacted	Change	Projected	Change	Projected	Change	Projected	
<b>TOTAL STATE OPERATING FUNDS</b>	<b>715</b>	<b>723</b>	<b>1.1%</b>	<b>763</b>	<b>5.5%</b>	<b>763</b>	<b>0.0%</b>	<b>763</b>	<b>0.0%</b>
Big Four Cities	429	429	0.0%	429	0.0%	429	0.0%	429	0.0%
Other Cities	218	218	0.0%	218	0.0%	218	0.0%	218	0.0%
Towns and Villages	68	68	0.0%	68	0.0%	68	0.0%	68	0.0%
Restructuring/Efficiency	0	8	-	48	500.0%	48	0.0%	48	0.0%

State Operating Funds spending for the various efficiency and restructuring grants within the AIM program is projected to grow modestly from FY 2017 to FY 2018, due to revisions in the timing of spending. Additional increases in the outyears reflect potential awards from the Financial Restructuring Board for Local Governments.

## Agency Operations

Agency operating costs consist of Personal Service (PS), Non-Personal Service (NPS), and GSCs. PS includes the salaries of State employees of the Executive, Legislative, and Judicial branches, as well as the salaries of temporary/seasonal employees. NPS includes real estate rentals, utilities, contractual payments (i.e., consultants, Information Technology (IT), and professional business services), supplies and materials, equipment, and telephone service. GSCs, which are discussed separately, reflect the cost of fringe benefits (i.e., pensions, health insurance) provided to State employees and retirees of the Executive, Legislative and Judicial branches, and certain fixed costs paid by the State, such as taxes on public lands and litigations. Certain agency operating costs of the DOT and DMV are included in the capital projects fund type and are not reflected in State Operating Funds. The PS estimates reflect current negotiated collective bargaining agreements.

Approximately 94 percent of the State workforce is unionized. The largest unions include the Civil Service Employees Association (CSEA), which represents office support staff and administrative personnel, machine operators, skilled trade workers, and therapeutic and custodial care staff; PEF, which represents professional and technical personnel (attorneys, nurses, accountants, engineers, social workers, and institution teachers); UUP, which represents faculty and nonteaching professional staff within the State University system; and New York State Correctional Officers and Police Benevolent Association (NYSCOPBA), which represents security personnel (correction officers, safety and security officers).

The following table presents certain variables used in preparing the spending projections for agency operations.

FORECAST OF SELECTED PROGRAM MEASURES AFFECTING PERSONAL SERVICE AND FRINGE BENEFITS					
	FY 2017 Results <sup>1</sup>	FY 2018 Enacted	Forecast		
			FY 2019 Projected	FY 2020 Projected	FY 2021 Projected
Negotiated Base Salary Increases <sup>2</sup>					
CSEA/Council 82/UUP/DC-37/NYSCOPBA/PBANYS	TBD	TBD	TBD	TBD	TBD
PEF/GSEU/MC	2%	2%	2%	TBD	TBD
NYS PBA/NYSPIA <sup>3</sup>	1.5%	1.5%	TBD	TBD	TBD
State Workforce <sup>4</sup>	117,909	118,481	TBD	TBD	TBD
ERS Contribution Rate					
Before Amortization <sup>5</sup>	16.6%	16.7%	16.7%	17.4%	19.2%
After Amortization <sup>6</sup>	20.2%	20.5%	20.5%	21.1%	22.8%
PFRS Contribution Rate					
Before Amortization <sup>5</sup>	25.1%	25.3%	25.7%	27.1%	29.7%
After Amortization <sup>6</sup>	28.5%	28.3%	29.3%	30.7%	33.2%
Employee/Retiree Health Insurance Growth Rates	7.0%	7.4%	6.9%	6.8%	6.8%
PS/Fringe as % of Receipts (All Funds Basis)	13.6%	13.3%	13.5%	13.7%	14.2%

<sup>1</sup> Reflects preliminary unaudited results.

<sup>2</sup> Reflects current collective bargaining agreements with settled unions. GSEU requires enactment of paybills. Does not reflect potential impact of future negotiated labor agreements.

<sup>3</sup> Contracts contain "reopener" language which allows the union to reopen negotiations if any other State bargaining unit receives a general salary increase exceeding 1.5 percent in FY 2017 and in FY 2018.

<sup>4</sup> Reflects workforce that is subject to direct Executive control.

<sup>5</sup> Before amortization contribution rate reflects normal and administrative costs, contributions for the Group Life Insurance Plan (GLIP), and Chapter 41 of 2016 veterans' pension credit legislation.

<sup>6</sup> After amortization contribution rate additionally includes new amortization, if any, and payments on prior amortizations.

Operating costs for PS/NPS are projected to increase over the Financial Plan period, from \$18.7 billion in FY 2018 to \$20.1 billion in FY 2021. Most executive agencies are expected to hold spending at FY 2017 levels. Increases in later years of the Financial Plan are driven mainly by juvenile justice reform, higher Medicaid administration expenses expected to support the NYSOH insurance exchange as available Federal funding expires, and an additional administrative payroll in FY 2021.

Executive agency operational costs are expected to total \$10 billion in FY 2018, a decline of \$24 million from FY 2017, driven by the reclassification of certain agency operating and equipment costs to better align with capital and Federal financing sources.

## STATE OPERATING FUNDS - PERSONAL SERVICE / NON-PERSONAL SERVICE COSTS

(millions of dollars)

	FY 2017 Results	FY 2018 Enacted	FY 2019 Projected	FY 2020 Projected	FY 2021 Projected
<b>SUBJECT TO DIRECT EXECUTIVE CONTROL</b>	<b>10,019</b>	<b>9,997</b>	<b>10,223</b>	<b>10,455</b>	<b>10,746</b>
Mental Hygiene	2,761	2,744	2,728	2,764	2,808
Corrections and Community Supervision	2,641	2,617	2,620	2,627	2,633
State Police	720	671	670	670	695
Information Technology Services <sup>1</sup>	548	536	560	560	570
Public Health	384	367	364	365	370
Tax and Finance	332	330	329	329	340
Medicaid Admin/EP	305	422	486	527	554
Children and Family Services	250	244	289	375	442
Environmental Conservation	225	211	211	212	218
Financial Services	209	207	207	211	211
Parks, Recreation and Historic Preservation	178	169	169	170	176
General Services	161	144	142	138	139
Gaming	138	115	100	100	101
Temporary and Disability Assistance	138	125	125	132	136
Workers' Compensation Board	139	142	143	145	151
Potential Labor Agreements <sup>2</sup>	0	555	650	700	750
Agency Financial Management Plan	0	(500)	(500)	(500)	(500)
All Other	890	898	930	930	952
<b>UNIVERSITY SYSTEMS</b>	<b>6,097</b>	<b>6,079</b>	<b>6,321</b>	<b>6,487</b>	<b>6,666</b>
State University	6,003	5,962	6,230	6,395	6,572
City University	94	117	91	92	94
<b>INDEPENDENT AGENCIES</b>	<b>319</b>	<b>324</b>	<b>321</b>	<b>323</b>	<b>337</b>
Law	170	175	174	176	184
Audit & Control (OSC)	149	149	147	147	153
<b>TOTAL, EXCLUDING JUDICIARY AND LEGISLATURE</b>	<b>16,435</b>	<b>16,400</b>	<b>16,865</b>	<b>17,265</b>	<b>17,749</b>
Judiciary	2,019	2,066	2,092	2,094	2,151
Legislature	226	226	218	218	219
<b>Statewide Total</b>	<b>18,680</b>	<b>18,692</b>	<b>19,175</b>	<b>19,577</b>	<b>20,119</b>
Personal Service	13,093	12,910	13,179	13,454	13,925
Non-Personal Service	5,587	5,782	5,996	6,123	6,194

<sup>1</sup> Reflects consolidation of IT costs from other agencies within ITS, which does not change total governmental spending.<sup>2</sup> Excludes the value of a settlement with UUP.

The most significant changes to spending for agency operations include:

- **State Police:** Cost reductions primarily reflect the financing of certain State Police services by the recipients of such services. In addition, certain personal service spending related to titles associated with the maintenance and preservation of State assets has been reclassified to the capital projects fund.
- **Medicaid Administration/EP:** Increased spending starting in FY 2018 is mainly attributable to moving the QHP component of NYSOH administrative costs into the Global Medicaid Cap (from HCRA in Public Health), as well as anticipated higher Medicaid costs.
- **General Services:** Certain personal service spending related to titles associated with the maintenance and preservation of State assets are reclassified to the capital projects fund, which drives the spending decline in FY 2018.
- **Gaming:** A change in the accounting structure related to advertising costs whereby direct payment is made to the vendor instead of reimbursing the Gaming Commission, resulting in lower State Operating Funds spending by the Gaming Commission.
- **Children and Family Services:** The Enacted Budget Financial Plan includes additional funding in OCFS to support raising the age of juvenile jurisdiction from 16 to 18 by October 1, 2019.
- **IT Services:** Increases in spending for IT Services from FY 2018 to FY 2021 are attributable to agency transfers for the continuous statewide IT consolidation, which is offset by efficiencies realized through the IT consolidation.
- **State University:** SUNY spending over the Enacted Budget Financial Plan period reflects anticipated operating needs at SUNY campuses and hospitals, supported through campus revenues, State funding and hospital revenues.
- **Judiciary:** The Enacted Budget Financial Plan reflects the Judiciary's request to increase operating support, including the addition of 200 non-judicial positions in support of trial court operations, and temporary service funding for acting city, town and village justices.
- **Potential Labor Agreements:** Costs of the recently negotiated settlement agreements with PEF, now signed into law by the Governor and extended to unrepresented M/C employees, assuming the PEF model, will be provided to all other employee unions.
- **Agency Financial Management Plans:** The Enacted Budget Financial Plan includes \$500 million in annual savings that will be allocated to agencies as agency management plans are completed. All Executive agencies have been directed to implement cost-control measures on a recurring basis, starting in FY 2018. Agency management plans identifying cost reductions and efficiencies to achieve the targeted savings are expected to be reviewed and approved by DOB prior to implementation, and must preserve funding for core services and strategic initiatives.



**Workforce**

In FY 2018, \$12.9 billion or 13.2 percent of the State Operating Funds budget is projected to be spent on PS costs. This funding supports roughly 95,000 FTE employees under direct Executive control; individuals employed by SUNY and CUNY (43,252) and Independent Agencies (18,276); employees paid on a non-annual salaried basis; and overtime pay. Roughly 60 percent of all Executive agency PS spending occurs in three areas: SUNY, the mental hygiene agencies, and the Department of Corrections and Community Supervision (DOCCS).

STATE OPERATING FUNDS		
FY 2018 FTEs <sup>1</sup> AND PERSONAL SERVICE SPENDING BY AGENCY (millions of dollars)		
	Dollars	FTEs
<b>Subject to Direct Executive Control</b>	<b>7,138</b>	<b>94,888</b>
Mental Hygiene Agencies	2,231	32,587
Corrections and Community Supervision	2,052	27,309
State Police	611	5,636
Tax and Finance	270	3,978
Information Technology Services	271	3,406
Health	254	3,693
Environmental Conservation	170	2,124
Children and Family Services	160	2,406
Financial Services	152	1,382
Parks, Recreation and Historic Preservation	124	1,305
Education	88	1,263
Workers' Compensation Board	81	1,165
Temporary and Disability Assistance	69	1,033
General Services	57	907
All Other	548	6,694
<b>University Systems</b>	<b>3,770</b>	<b>43,252</b>
State University	3,694	42,869
City University <sup>2</sup>	76	383
<b>Independent Agencies</b>	<b>2,002</b>	<b>18,276</b>
Law	121	1,583
Audit & Control (OSC)	115	1,603
Judiciary	1,595	15,089
Legislature <sup>3</sup>	171	1
<b>Total</b>	<b>12,910</b>	<b>156,416</b>
<sup>1</sup> FTEs represent the number of annual-salaried full-time filled positions (e.g., one FTE may represent a single employee serving at 100 percent full-time, or a combination of employees serving at less than full-time that, when combined, equal a full-time position). The reported FTEs do not include non-annual salaried positions, such as positions filled on an hourly, per-diem or seasonal basis.		
<sup>2</sup> CUNY employees are funded primarily through an agency trust fund that supports an additional 13,166 FTEs, which are excluded from this table.		
<sup>3</sup> Legislative employees are nonannual salaried and are excluded from this table, with the exception of the Lieutenant Governor, who serves as President of the Senate.		

### General State Charges

Employee fringe benefit payments, many of which are mandated by statute or collective bargaining agreements, include employer contributions for pensions, the State's employer-share of Social Security, health insurance, workers' compensation, unemployment insurance, survivors' benefits fund, employee benefits funds, and dental and vision benefits. The majority of employee fringe benefit costs are paid centrally from statewide appropriations in the GSCs budget.<sup>20</sup> The Judiciary pays its fringe benefit costs directly.

Employee fringe benefits that are paid through GSCs are financed from the General Fund in the first instance, and then partially reimbursed by revenue collected from fringe benefit assessments. The largest reimbursement to the General Fund comes from the mental hygiene agencies, which combined account for nearly half of all payments.

GSCs also include fixed costs for several categories including State payments in lieu of taxes (PILOT), payments for local assessments on State-owned land, and judgments against the State pursuant to the Court of Claims Act.

GSCs are projected to increase at an average annual rate of 6.5 percent over the multi-year Financial Plan period, driven primarily by cost increases for workers' compensation, growing pension contribution levels, and the State's share of costs for employee and retiree health insurance benefits.

In FY 2018, State Operating Funds spending for GSCs is projected to increase by \$429 million (5.6 percent). Health insurance increases reflect rising prescription drug costs, greater use of more expensive specialty drugs for chronic conditions, generic drug price inflation, increased outpatient utilization, and increased inpatient/outpatient utilization in Mental Health. Pension cost increases are driven by actual and forecasted salary base assumptions and the repayment of prior-year amortizations, partially offset by an increase in lower cost Tier 6 entrants.

GENERAL STATE CHARGES (millions of dollars)									
	FY 2017 Results	FY 2018 Enacted	Change	FY 2019 Projected	Change	FY 2020 Projected	Change	FY 2021 Projected	Change
<b>TOTAL STATE OPERATING FUNDS</b>	<b>7,634</b>	<b>8,063</b>	<b>5.6%</b>	<b>8,663</b>	<b>7.4%</b>	<b>9,202</b>	<b>6.2%</b>	<b>9,833</b>	<b>6.9%</b>
<b>Fringe Benefits</b>	<b>7,212</b>	<b>7,636</b>	<b>5.9%</b>	<b>8,230</b>	<b>7.8%</b>	<b>8,762</b>	<b>6.5%</b>	<b>9,386</b>	<b>7.1%</b>
Health Insurance	3,708	3,983	7.4%	4,260	7.0%	4,551	6.8%	4,860	6.8%
Pensions	2,446	2,540	3.8%	2,647	4.2%	2,761	4.3%	2,990	8.3%
Social Security	992	992	0.0%	995	0.3%	1,003	0.8%	1,009	0.6%
Workers' Compensation	230	326	41.7%	476	46.0%	591	24.2%	681	15.2%
Employee Benefits	94	95	1.1%	95	0.0%	95	0.0%	95	0.0%
Dental Insurance	64	65	1.6%	65	0.0%	66	1.5%	67	1.5%
Unemployment Insurance	11	15	36.4%	15	0.0%	15	0.0%	15	0.0%
All Other/Non-State Escrow	(333)	(380)	-14.1%	(323)	15.0%	(320)	0.9%	(331)	-3.4%
<b>Fixed Costs</b>	<b>422</b>	<b>427</b>	<b>1.2%</b>	<b>433</b>	<b>1.4%</b>	<b>440</b>	<b>1.6%</b>	<b>447</b>	<b>1.6%</b>

<sup>20</sup> As of July 2015, SUNY Teachers Insurance and Annuity Association - College Retirement Equities Fund (TIAA- CREF) and other SUNY fringe benefit costs are no longer paid directly by SUNY, and have been shifted to the central statewide appropriation.

Growth in base GSC spending in FY 2018 has been partly offset by gap-closing savings of approximately \$81 million included as part of the Enacted Budget Financial Plan, as well as the expected use of an additional \$105 million from SIF reserves to reduce Workers' Compensation costs in FY 2018. The savings are primarily driven by \$63 million in interest savings achieved by paying the majority of the State pension bill in April 2017, rather than on a monthly basis as previously assumed.

Over the multi-year Financial Plan period, outyear pension costs are anticipated to increase based on a model that reflects forecasted salary base information and continuation of modest investment returns, as experienced in the past year. Health insurance growth reflects utilization and costs leading to higher forecasted rate renewal increases. Underlying workers' compensation growth is driven by an increase in funding liability, while net Financial Plan funding reflects the use of excess balances which are scheduled to be transferred by the Workers' Compensation Board (WCB) directly to SIF, or accessed directly from available balances residing with SIF, to partially offset workers' compensation payments from General Fund resources through FY 2020.

Agency fringe benefit spending, and the reimbursement of such payments to the General Fund, have been updated based on recent billing and payment activity.

### Transfers to Other Funds (General Fund Basis)

General Fund transfers help finance the State's share of Medicaid costs for mental hygiene facilities, debt service for bonds that do not have dedicated revenues, SUNY operating costs, certain capital initiatives, and a range of other activities.

GENERAL FUND TRANSFERS TO OTHER FUNDS (millions of dollars)					
	FY 2017	FY 2018	FY 2019	FY 2020	FY 2021
	Results	Enacted	Projected	Projected	Projected
<b>TOTAL TRANSFERS TO OTHER FUNDS</b>	<b>10,092</b>	<b>10,164</b>	<b>12,163</b>	<b>12,299</b>	<b>12,156</b>
State Share of Mental Hygiene Medicaid <sup>1</sup>	1,239	1,301	1,231	1,119	1,119
Debt Service	924	921	1,155	1,053	1,074
SUNY University Operations	996	1,015	1,005	1,001	1,001
<b>Capital Projects</b>	<b>2,569</b>	<b>2,627</b>	<b>4,068</b>	<b>3,899</b>	<b>3,479</b>
Dedicated Highway and Bridge Trust Fund	562	696	671	982	997
Dedicated Infrastructure Investment Fund	697	1,402	1,767	1,217	933
FY 2017 Temporary Loan to Capital Projects Fund <sup>2</sup>	1,300	(1,300)	0	0	0
FY 2018 Temporary Loan to Capital Projects Fund <sup>2</sup>	0	500	(500)	0	0
Transfer to DIIF for Javits Expansion	0	160	350	320	170
Bond Proceeds Receipts for Javits Expansion	0	0	0	(500)	(500)
Mass Transit Capital from Settlements	0	85	0	0	0
Statewide Health Care Capital from Settlements	0	25	45	50	50
Environmental Protection Fund	146	28	28	28	28
All Other Capital <sup>3</sup>	(136)	1,031	1,707	1,802	1,801
<b>ALL OTHER TRANSFERS</b>	<b>4,364</b>	<b>4,300</b>	<b>4,704</b>	<b>5,227</b>	<b>5,483</b>
Mental Hygiene	3,287	3,197	3,598	4,102	4,330
Department of Transportation (MTA Payroll Tax)	334	268	269	269	270
SUNY - Medicaid Reimbursement	267	232	243	243	243
Judiciary Funds	107	106	110	109	110
SUNY - Hospital Operations	88	79	79	79	79
Dedicated Mass Transportation Trust Fund	63	66	66	66	66
Banking Services	42	53	53	53	53
Indigent Legal Services	31	35	35	58	82
Mass Transportation Operating Assistance	19	21	21	21	21
Public Transportation Systems	15	16	16	16	16
Correctional Industries	11	12	12	12	12
Spinal Cord Injury	8	9	9	9	9
Medical Marihuana Fund	5	5	7	5	7
SUNY - General Income Fund Reimbursable Account	14	14	0	0	0
All Other	73	187	186	185	185

<sup>1</sup> Includes transfers related to the multi-year OPWDD disallowance repayments.

<sup>2</sup> Represents the temporary use of Extraordinary Monetary Settlement fund balances to pay for capital projects in the first instance. These advances will be repaid in the following year when the State reimburses the capital spending from bond proceeds.

<sup>3</sup> FY 2017 reflects the use of available bond proceeds to reimburse first-instance capital spending from prior years. This timing-related issue resulted in the State reimbursing more than it disbursed in FY 2017.

A significant portion of the capital and operating expenses of DOT and DMV are funded from DHBTF, which receives various dedicated tax and fee revenues, including statutory allocations of PBT, motor fuel tax, and highway use taxes. The Enacted Budget Financial Plan includes transfers from the General Fund that effectively subsidize the expenses of the DHBTF, as the cumulative expenses of the fund (DOT and DMV capital and operating expenses, and certain debt service on transportation bonds) exceed current and projected revenue deposits and bond proceeds.

General Fund transfers to other funds are expected to total \$10.2 billion in FY 2018, a \$72 million increase from FY 2017. This growth is primarily attributable to an increase in transfers to capital projects, including increased support for the DHBTF (\$134 million); as well as lower than anticipated transfers to capital projects funds in 2017, reflecting the timing of bond proceeds reimbursements from a March 2017 bond sale (\$1.2 billion). These increases are almost entirely offset by a \$1.2 billion decline in transfers of Extraordinary Monetary Settlement funds for projects appropriated from DIIF and the capital projects fund in FY 2018, including temporary loans and planned repayment of funds related to debt management actions.

### Debt Service

The State pays debt service on all outstanding State-supported bonds. These include General Obligation bonds, for which the State is constitutionally obligated to pay debt service, as well as certain bonds issued by State public authorities, such as Empire State Development (ESD), DASNY, and the New York State Thruway Authority (NYSTA), the payment obligation on which is subject to appropriation. Depending on the applicable credit structure, debt service is financed by transfers from the General Fund, dedicated taxes and fees, and other resources such as patient income revenues.

DEBT SERVICE SPENDING PROJECTIONS (millions of dollars)									
	FY 2017	FY 2018		FY 2019		FY 2020		FY 2021	
	Results	Enacted	Change	Projected	Change	Projected	Change	Projected	Change
General Fund	924	921	-0.3%	1,155	25.4%	1,053	-8.8%	1,074	2.0%
Other State Support	4,590	4,398	-4.2%	5,344	21.5%	6,081	13.8%	6,328	4.1%
<b>State Operating/All Funds Total</b>	<b>5,514</b>	<b>5,319</b>	<b>-3.5%</b>	<b>6,499</b>	<b>22.2%</b>	<b>7,134</b>	<b>9.8%</b>	<b>7,402</b>	<b>3.8%</b>

Total State Operating/All Funds debt service is projected to be \$5.3 billion in FY 2018, of which approximately \$921 million is paid from the General Fund via transfers, and \$4.4 billion from other State funds supported by dedicated tax receipts. The General Fund transfer finances debt service payments on General Obligation and service contract bonds. Debt service for the State's revenue bonds is paid directly from other dedicated State funds, subject to appropriation, including PIT and Sales Tax bonds, DHBTF bonds, and mental health facilities bonds.

Enacted Budget Financial Plan estimates for debt service spending have been revised to reflect a number of factors, including bond sale results to date, assumed debt management savings, revised bond-financed capital spending estimates, and increased debt service costs associated with enacted additional capital commitment levels. Debt service spending in FY 2017 reflected pre-payments of about \$490 million of debt service due during FY 2018.

## Financial Plan Tables

The following tables present the multi-year projections for State Operating Funds and All Governmental Funds, as well as monthly cashflow detail for the General Fund.<sup>21</sup> The Financial Plan projections for FY 2018 and thereafter, set forth in this AIS, reflect the savings that DOB estimates would occur if the Governor continues to propose, and the Legislature continues to enact, balanced budgets that limit annual growth in State Operating Funds spending, as State Operating Funds is currently constituted, to no greater than 2 percent. The estimated savings are labeled in the Financial Plan tables as “Adherence to 2% Spending Benchmark.” Total disbursements in Financial Plan tables and discussion do not assume these savings. If the 2 percent State Operating Funds spending benchmark is not adhered to, the projected budget gaps would be higher.

---

<sup>21</sup> Differences may occur from time to time between the State's Financial Plan and OSC financial reports in the presentation and reporting of receipts and disbursements. For example, the Enacted Budget Financial Plan and the AIS may reflect a net expenditure amount while OSC may report the gross amount of the expenditure. If such differences in reporting between DOB and OSC occur, this could result in differences in the presentation and reporting of receipts and disbursements for discrete funds, as well as differences in the presentation and reporting for total State Operating Funds and total All Governmental Funds.

CASH RECEIPTS ALL GOVERNMENTAL FUNDS FY 2018 THROUGH FY 2021 (millions of dollars)				
	FY 2018 Enacted	FY 2019 Enacted	FY 2020 Enacted	FY 2021 Enacted
<b>Taxes:</b>				
Withholdings	39,459	41,314	42,557	43,543
Estimated Payments	15,924	17,521	19,069	18,712
Final Payments	2,511	2,669	2,818	2,978
Other Payments	1,416	<b>1,487</b>	1,551	1,588
<b>Gross Collections</b>	<b>59,310</b>	<b>62,991</b>	<b>65,995</b>	<b>66,821</b>
State/City Offset	(873)	(898)	(824)	(849)
Refunds	(9,055)	(10,220)	(11,252)	(10,505)
<b>Reported Tax Collections</b>	<b>49,382</b>	<b>51,873</b>	<b>53,919</b>	<b>55,467</b>
STAR (Dedicated Deposits)	0	0	0	0
RBTF (Dedicated Transfers)	0	0	0	0
<b>Personal Income Tax</b>	<b>49,382</b>	<b>51,873</b>	<b>53,919</b>	<b>55,467</b>
Sales and Use Tax	14,584	15,178	15,766	16,371
Cigarette and Tobacco Taxes	1,190	1,150	1,104	1,061
Motor Fuel Tax	515	512	507	504
Alcoholic Beverage Taxes	262	267	272	276
Medical Marihuana Excise Tax	1	1	1	1
Highway Use Tax	96	142	142	143
Auto Rental Tax	137	141	149	156
Taxicab Surcharge	64	64	64	64
TNC Assessment	12	24	24	24
<b>Gross Utility Taxes and Fees</b>	<b>16,861</b>	<b>17,479</b>	<b>18,029</b>	<b>18,600</b>
LGAC/STBF (Dedicated Transfers)	0	0	0	0
<b>Consumption/Use Taxes</b>	<b>16,861</b>	<b>17,479</b>	<b>18,029</b>	<b>18,600</b>
Corporation Franchise Tax	4,175	4,373	4,823	5,123
Corporation and Utilities Tax	765	744	754	764
Insurance Taxes	1,616	1,745	1,828	1,965
Bank Tax	328	143	71	0
Petroleum Business Tax	1,085	1,122	1,111	1,105
<b>Business Taxes</b>	<b>7,969</b>	<b>8,127</b>	<b>8,587</b>	<b>8,957</b>
Estate Tax	1,052	1,033	1,092	1,155
Real Estate Transfer Tax	1,204	1,258	1,308	1,360
Gift Tax	0	0	0	0
Real Property Gains Tax	0	0	0	0
Pari-Mutuel Taxes	17	17	17	17
Other Taxes	3	3	3	3
<b>Gross Other Taxes</b>	<b>2,276</b>	<b>2,311</b>	<b>2,420</b>	<b>2,535</b>
Real Estate Transfer Tax (Dedicated)	0	0	0	0
<b>Other Taxes</b>	<b>2,276</b>	<b>2,311</b>	<b>2,420</b>	<b>2,535</b>
<b>Payroll Tax</b>	<b>1,438</b>	<b>1,503</b>	<b>1,578</b>	<b>1,645</b>
<b>Total Taxes</b>	<b>77,926</b>	<b>81,293</b>	<b>84,533</b>	<b>87,204</b>
Licenses, Fees, Etc.	653	634	657	640
Abandoned Property	450	450	450	450
Motor Vehicle Fees	1,431	1,453	1,461	1,455
ABC License Fee	63	66	66	62
Reimbursements	289	286	288	288
Investment Income	21	8	8	8
Other Transactions	23,602	23,683	23,371	22,495
<b>Miscellaneous Receipts</b>	<b>26,509</b>	<b>26,580</b>	<b>26,301</b>	<b>25,398</b>
<b>Federal Receipts</b>	<b>56,642</b>	<b>57,516</b>	<b>57,819</b>	<b>57,998</b>
<b>Total</b>	<b>161,077</b>	<b>165,389</b>	<b>168,653</b>	<b>170,600</b>

Source: NYS DOB.



State Financial Plan Projections  
Fiscal Years 2018 Through 2021CASH FINANCIAL PLAN  
STATE OPERATING FUNDS BUDGET  
FY 2018  
(millions of dollars)

	General Fund	State Special Revenue Funds	Debt Service Funds	State Operating Funds Total
<b>Opening Fund Balance</b>	<b>7,749</b>	<b>3,732</b>	<b>144</b>	<b>11,625</b>
<b>Receipts:</b>				
Taxes	48,634	7,713	20,252	76,599
Miscellaneous Receipts	2,152	16,744	459	19,355
Federal Receipts	0	1	73	74
<b>Total Receipts</b>	<b>50,786</b>	<b>24,458</b>	<b>20,784</b>	<b>96,028</b>
<b>Disbursements:</b>				
Local Assistance Grants	47,069	18,989	0	66,058
Departmental Operations:				
Personal Service	5,950	6,960	0	12,910
Non-Personal Service	2,227	3,518	37	5,782
General State Charges	5,789	2,274	0	8,063
Debt Service	0	0	5,319	5,319
Capital Projects	0	2	0	2
<b>Total Disbursements</b>	<b>61,035</b>	<b>31,743</b>	<b>5,356</b>	<b>98,134</b>
<b>Other Financing Sources (Uses):</b>				
Transfers from Other Funds	19,048	7,848	3,765	30,661
Transfers to Other Funds	(10,164)	(954)	(19,190)	(30,308)
Bond and Note Proceeds	0	0	0	0
<b>Net Other Financing Sources (Uses)</b>	<b>8,884</b>	<b>6,894</b>	<b>(15,425)</b>	<b>353</b>
<b>Excess (Deficiency) of Receipts and Other Financing Sources (Uses) Over Disbursements</b>	<b>(1,365)</b>	<b>(391)</b>	<b>3</b>	<b>(1,753)</b>
<b>Closing Fund Balance</b>	<b>6,384</b>	<b>3,341</b>	<b>147</b>	<b>9,872</b>

Source: NYS DOB.

CASH FINANCIAL PLAN STATE OPERATING FUNDS BUDGET FY 2019 (millions of dollars)				
	General Fund	State Special Revenue Funds	Debt Service Funds	State Operating Funds Total
<b>Receipts:</b>				
Taxes	50,934	7,756	21,208	79,898
Miscellaneous Receipts	2,128	16,319	458	18,905
Federal Receipts	0	1	73	74
<b>Total Receipts</b>	<b>53,062</b>	<b>24,076</b>	<b>21,739</b>	<b>98,877</b>
<b>Disbursements:</b>				
Local Assistance Grants	50,112	18,878	0	68,990
Departmental Operations:				
Personal Service	6,237	6,942	0	13,179
Non-Personal Service	2,513	3,433	50	5,996
General State Charges	6,328	2,335	0	8,663
Debt Service	0	0	6,499	6,499
Capital Projects	0	0	0	0
<b>Total Disbursements</b>	<b>65,190</b>	<b>31,588</b>	<b>6,549</b>	<b>103,327</b>
<b>Other Financing Sources (Uses):</b>				
Transfers from Other Funds	18,608	8,091	3,959	30,658
Transfers to Other Funds	(12,163)	(342)	(19,146)	(31,651)
Bond and Note Proceeds	0	0	0	0
<b>Net Other Financing Sources (Uses)</b>	<b>6,445</b>	<b>7,749</b>	<b>(15,187)</b>	<b>(993)</b>
<b>Use (Reservation) of Fund Balance:</b>				
Monetary Settlements	1,662	0	0	1,662
<b>Total Use (Reservation) of Fund Balance</b>	<b>1,662</b>	<b>0</b>	<b>0</b>	<b>1,662</b>
<b>Excess (Deficiency) of Receipts and Use (Reservation) of Fund Balance Over Disbursements (Before 2% Adherence)</b>				
	<b>(4,021)</b>	<b>237</b>	<b>3</b>	<b>(3,781)</b>
<b>Adherence to 2% Spending Benchmark*</b>				
	<b>3,230</b>	<b>0</b>	<b>0</b>	<b>3,230</b>
<b>Net Surplus (Deficit)</b>	<b>(791)</b>	<b>237</b>	<b>3</b>	<b>(551)</b>

\* Savings estimated from limiting annual spending growth in future years to 2 percent. Calculation based on current FY 2018 projections. The Governor is expected to propose, and negotiate with the Legislature to enact, budgets in each fiscal year that hold State Operating Funds spending growth to 2 percent. Assumes all savings from holding spending growth to 2 percent are made available to the General Fund. Total disbursements in Financial Plan tables and discussion do not reflect these savings. If the 2 percent State Operating Funds spending benchmark is not adhered to, the projected budget gaps would be higher.

Source: NYS DOB.

State Financial Plan Projections  
Fiscal Years 2018 Through 2021

CASH FINANCIAL PLAN STATE OPERATING FUNDS BUDGET FY 2020 (millions of dollars)				
	General Fund	State Special Revenue Funds	Debt Service Funds	State Operating Funds Total
<b>Receipts:</b>				
Taxes	53,284	7,812	22,046	83,142
Miscellaneous Receipts	2,135	16,217	459	18,811
Federal Receipts	0	1	73	74
<b>Total Receipts</b>	<b>55,419</b>	<b>24,030</b>	<b>22,578</b>	<b>102,027</b>
<b>Disbursements:</b>				
Local Assistance Grants	53,101	18,940	0	72,041
Departmental Operations:				
Personal Service	6,424	7,030	0	13,454
Non-Personal Service	2,661	3,412	50	6,123
General State Charges	6,792	2,410	0	9,202
Debt Service	0	0	7,134	7,134
Capital Projects	0	0	0	0
<b>Total Disbursements</b>	<b>68,978</b>	<b>31,792</b>	<b>7,184</b>	<b>107,954</b>
<b>Other Financing Sources (Uses):</b>				
Transfers from Other Funds	18,918	8,339	3,923	31,180
Transfers to Other Funds	(12,299)	(338)	(19,312)	(31,949)
Bond and Note Proceeds	0	0	0	0
<b>Net Other Financing Sources (Uses)</b>	<b>6,619</b>	<b>8,001</b>	<b>(15,389)</b>	<b>(769)</b>
<b>Use (Reservation) of Fund Balance:</b>				
Monetary Settlements	1,087	0	0	1,087
<b>Total Use (Reservation) of Fund Balance</b>	<b>1,087</b>	<b>0</b>	<b>0</b>	<b>1,087</b>
<b>Excess (Deficiency) of Receipts and Use (Reservation) of Fund Balance Over Disbursements (Before 2% Adherence)</b>				
	(5,853)	239	5	(5,609)
<b>Adherence to 2% Spending Benchmark*</b>				
	5,855	0	0	5,855
<b>Net Surplus (Deficit)</b>	<b>2</b>	<b>239</b>	<b>5</b>	<b>246</b>

\* Savings estimated from limiting annual spending growth in future years to 2 percent. Calculation based on current FY 2018 projections. The Governor is expected to propose, and negotiate with the Legislature to enact, budgets in each fiscal year that hold State Operating Funds spending growth to 2 percent. Assumes all savings from holding spending growth to 2 percent are made available to the General Fund. Total disbursements in Financial Plan tables and discussion do not reflect these savings. If the 2 percent State Operating Funds spending benchmark is not adhered to, the projected budget gaps would be higher.

Source: NYS DOB.

CASH FINANCIAL PLAN STATE OPERATING FUNDS BUDGET FY 2021 (millions of dollars)				
	General Fund	State Special Revenue Funds	Debt Service Funds	State Operating Funds Total
<b>Receipts:</b>				
Taxes	55,186	7,858	22,769	85,813
Miscellaneous Receipts	2,058	15,991	452	18,501
Federal Receipts	0	1	73	74
<b>Total Receipts</b>	<b>57,244</b>	<b>23,850</b>	<b>23,294</b>	<b>104,388</b>
<b>Disbursements:</b>				
Local Assistance Grants	55,745	18,997	0	74,742
Departmental Operations:				
Personal Service	6,796	7,129	0	13,925
Non-Personal Service	2,718	3,426	50	6,194
General State Charges	7,357	2,476	0	9,833
Debt Service	0	0	7,402	7,402
Capital Projects	0	0	0	0
<b>Total Disbursements</b>	<b>72,616</b>	<b>32,028</b>	<b>7,452</b>	<b>112,096</b>
<b>Other Financing Sources (Uses):</b>				
Transfers from Other Funds	19,363	8,529	3,854	31,746
Transfers to Other Funds	(12,156)	(241)	(19,691)	(32,088)
Bond and Note Proceeds	0	0	0	0
<b>Net Other Financing Sources (Uses)</b>	<b>7,207</b>	<b>8,288</b>	<b>(15,837)</b>	<b>(342)</b>
<b>Use (Reservation) of Fund Balance:</b>				
Monetary Settlements	653	0	0	653
<b>Total Use (Reservation) of Fund Balance</b>	<b>653</b>	<b>0</b>	<b>0</b>	<b>653</b>
<b>Excess (Deficiency) of Receipts and Use (Reservation) of Fund Balance Over Disbursements (Before 2% Adherence)</b>				
	<b>(7,512)</b>	<b>110</b>	<b>5</b>	<b>(7,397)</b>
<b>Adherence to 2% Spending Benchmark*</b>				
	<b>7,955</b>	<b>0</b>	<b>0</b>	<b>7,955</b>
<b>Net Surplus (Deficit)</b>	<b>443</b>	<b>110</b>	<b>5</b>	<b>558</b>

\* Savings estimated from limiting annual spending growth in future years to 2 percent. Calculation based on current FY 2018 projections. The Governor is expected to propose, and negotiate with the Legislature to enact, budgets in each fiscal year that hold State Operating Funds spending growth to 2 percent. Assumes all savings from holding spending growth to 2 percent are made available to the General Fund. Total disbursements in Financial Plan tables and discussion do not reflect these savings. If the 2 percent State Operating Funds spending benchmark is not adhered to, the projected budget gaps would be higher.

Source: NYS DOB.

State Financial Plan Projections  
Fiscal Years 2018 Through 2021

CASH FINANCIAL PLAN ALL GOVERNMENTAL FUNDS FY 2018 (millions of dollars)					
	General Fund	Special Revenue Funds	Capital Projects Funds	Debt Service Funds	All Funds Total
<b>Opening Fund Balance</b>	<b>7,749</b>	<b>4,272</b>	<b>(1,060)</b>	<b>144</b>	<b>11,105</b>
<b>Receipts:</b>					
Taxes	48,634	7,713	1,327	20,252	77,926
Miscellaneous Receipts	2,152	16,956	6,942	459	26,509
Federal Receipts	0	54,323	2,246	73	56,642
<b>Total Receipts</b>	<b>50,786</b>	<b>78,992</b>	<b>10,515</b>	<b>20,784</b>	<b>161,077</b>
<b>Disbursements:</b>					
Local Assistance Grants	47,069	69,057	5,164	0	121,290
Departmental Operations:					
Personal Service	5,950	7,577	0	0	13,527
Non-Personal Service	2,227	4,902	0	37	7,166
General State Charges	5,789	2,588	0	0	8,377
Debt Service	0	0	0	5,319	5,319
Capital Projects	0	2	7,947	0	7,949
<b>Total Disbursements</b>	<b>61,035</b>	<b>84,126</b>	<b>13,111</b>	<b>5,356</b>	<b>163,628</b>
<b>Other Financing Sources (Uses):</b>					
Transfers from Other Funds	19,048	7,860	3,056	3,765	33,729
Transfers to Other Funds	(10,164)	(3,018)	(1,466)	(19,190)	(33,838)
Bond and Note Proceeds	0	0	988	0	988
<b>Net Other Financing Sources (Uses)</b>	<b>8,884</b>	<b>4,842</b>	<b>2,578</b>	<b>(15,425)</b>	<b>879</b>
<b>Excess (Deficiency) of Receipts and Other Financing Sources (Uses) Over Disbursements</b>	<b>(1,365)</b>	<b>(292)</b>	<b>(18)</b>	<b>3</b>	<b>(1,672)</b>
<b>Closing Fund Balance</b>	<b>6,384</b>	<b>3,980</b>	<b>(1,078)</b>	<b>147</b>	<b>9,433</b>

Source: NYS DOB.

**CASH FINANCIAL PLAN  
ALL GOVERNMENTAL FUNDS  
FY 2019  
(millions of dollars)**

	General Fund	Special Revenue Funds	Capital Projects Funds	Debt Service Funds	All Funds Total
<b>Receipts:</b>					
Taxes	50,934	7,756	1,395	21,208	81,293
Miscellaneous Receipts	2,128	16,531	7,463	458	26,580
Federal Receipts	0	55,014	2,429	73	57,516
<b>Total Receipts</b>	<b>53,062</b>	<b>79,301</b>	<b>11,287</b>	<b>21,739</b>	<b>165,389</b>
<b>Disbursements:</b>					
Local Assistance Grants	50,112	69,656	4,897	0	124,665
Departmental Operations:					
Personal Service	6,237	7,567	0	0	13,804
Non-Personal Service	2,513	4,842	0	50	7,405
General State Charges	6,328	2,650	0	0	8,978
Debt Service	0	0	0	6,499	6,499
Capital Projects	0	0	9,760	0	9,760
<b>Total Disbursements</b>	<b>65,190</b>	<b>84,715</b>	<b>14,657</b>	<b>6,549</b>	<b>171,111</b>
<b>Other Financing Sources (Uses):</b>					
Transfers from Other Funds	18,608	8,103	4,355	3,959	35,025
Transfers to Other Funds	(12,163)	(2,351)	(1,485)	(19,146)	(35,145)
Bond and Note Proceeds	0	0	478	0	478
<b>Net Other Financing Sources (Uses)</b>	<b>6,445</b>	<b>5,752</b>	<b>3,348</b>	<b>(15,187)</b>	<b>358</b>
<b>Use (Reservation) of Fund Balance:</b>					
Monetary Settlements	1,662	0	0	0	1,662
<b>Total Use (Reservation) of Fund Balance</b>	<b>1,662</b>	<b>0</b>	<b>0</b>	<b>0</b>	<b>1,662</b>
<b>Excess (Deficiency) of Receipts and Use (Reservation) of Fund Balance Over Disbursements (Before 2% Adherence)</b>					
	<b>(4,021)</b>	<b>338</b>	<b>(22)</b>	<b>3</b>	<b>(3,702)</b>
<b>Adherence to 2% Spending Benchmark*</b>					
	<b>3,230</b>	<b>0</b>	<b>0</b>	<b>0</b>	<b>3,230</b>
<b>Net Surplus (Deficit)</b>	<b>(791)</b>	<b>338</b>	<b>(22)</b>	<b>3</b>	<b>(472)</b>

\* Savings estimated from limiting annual spending growth in future years to 2 percent. Calculation based on current FY 2018 projections. The Governor is expected to propose, and negotiate with the Legislature to enact, budgets in each fiscal year that hold State Operating Funds spending growth to 2 percent. Assumes all savings from holding spending growth to 2 percent are made available to the General Fund. Total disbursements in Financial Plan tables and discussion do not reflect these savings. If the 2 percent State Operating Funds spending benchmark is not adhered to, the projected budget gaps would be higher.

Source: NYS DOB.

**CASH FINANCIAL PLAN**  
**ALL GOVERNMENTAL FUNDS**  
**FY 2020**  
**(millions of dollars)**

	General Fund	Special Revenue Funds	Capital Projects Funds	Debt Service Funds	All Funds Total
<b>Receipts:</b>					
Taxes	53,284	7,812	1,391	22,046	84,533
Miscellaneous Receipts	2,135	16,429	7,278	459	26,301
Federal Receipts	0	55,531	2,215	73	57,819
<b>Total Receipts</b>	<b>55,419</b>	<b>79,772</b>	<b>10,884</b>	<b>22,578</b>	<b>168,653</b>
<b>Disbursements:</b>					
Local Assistance Grants	53,101	70,394	4,645	0	128,140
Departmental Operations:					
Personal Service	6,424	7,659	0	0	14,083
Non-Personal Service	2,661	4,875	0	50	7,586
General State Charges	6,792	2,730	0	0	9,522
Debt Service	0	0	0	7,134	7,134
Capital Projects	0	0	9,059	0	9,059
<b>Total Disbursements</b>	<b>68,978</b>	<b>85,658</b>	<b>13,704</b>	<b>7,184</b>	<b>175,524</b>
<b>Other Financing Sources (Uses):</b>					
Transfers from Other Funds	18,918	8,351	4,161	3,923	35,353
Transfers to Other Funds	(12,299)	(2,118)	(1,740)	(19,312)	(35,469)
Bond and Note Proceeds	0	0	387	0	387
<b>Net Other Financing Sources (Uses)</b>	<b>6,619</b>	<b>6,233</b>	<b>2,808</b>	<b>(15,389)</b>	<b>271</b>
<b>Use (Reservation) of Fund Balance:</b>					
Monetary Settlements	1,087	0	0	0	1,087
<b>Total Use (Reservation) of Fund Balance</b>	<b>1,087</b>	<b>0</b>	<b>0</b>	<b>0</b>	<b>1,087</b>
<b>Excess (Deficiency) of Receipts and Use (Reservation) of Fund Balance Over Disbursements (Before 2% Adherence)</b>					
	<b>(5,853)</b>	<b>347</b>	<b>(12)</b>	<b>5</b>	<b>(5,513)</b>
<b>Adherence to 2% Spending Benchmark*</b>					
	<b>5,855</b>	<b>0</b>	<b>0</b>	<b>0</b>	<b>5,855</b>
<b>Net Surplus (Deficit)</b>	<b>2</b>	<b>347</b>	<b>(12)</b>	<b>5</b>	<b>342</b>

\* Savings estimated from limiting annual spending growth in future years to 2 percent. Calculation based on current FY 2018 projections. The Governor is expected to propose, and negotiate with the Legislature to enact, budgets in each fiscal year that hold State Operating Funds spending growth to 2 percent. Assumes all savings from holding spending growth to 2 percent are made available to the General Fund. Total disbursements in Financial Plan tables and discussion do not reflect these savings. If the 2 percent State Operating Funds spending benchmark is not adhered to, the projected budget gaps would be higher.

Source: NYS DOB.

# State Financial Plan Projections Fiscal Years 2018 Through 2021

Annual Information  
Statement

**CASH FINANCIAL PLAN  
ALL GOVERNMENTAL FUNDS  
FY 2021  
(millions of dollars)**

	General Fund	Special Revenue Funds	Capital Projects Funds	Debt Service Funds	All Funds Total
<b>Receipts:</b>					
Taxes	55,186	7,858	1,391	22,769	87,204
Miscellaneous Receipts	2,058	16,206	6,682	452	25,398
Federal Receipts	0	55,754	2,171	73	57,998
<b>Total Receipts</b>	<b>57,244</b>	<b>79,818</b>	<b>10,244</b>	<b>23,294</b>	<b>170,600</b>
<b>Disbursements:</b>					
Local Assistance Grants	55,745	70,749	4,124	0	130,618
Departmental Operations:					
Personal Service	6,796	7,784	0	0	14,580
Non-Personal Service	2,718	4,869	0	50	7,637
General State Charges	7,357	2,806	0	0	10,163
Debt Service	0	0	0	7,402	7,402
Capital Projects	0	0	8,407	0	8,407
<b>Total Disbursements</b>	<b>72,616</b>	<b>86,208</b>	<b>12,531</b>	<b>7,452</b>	<b>178,807</b>
<b>Other Financing Sources (Uses):</b>					
Transfers from Other Funds	19,363	8,541	3,675	3,854	35,433
Transfers to Other Funds	(12,156)	(2,028)	(1,684)	(19,691)	(35,559)
Bond and Note Proceeds	0	0	301	0	301
<b>Net Other Financing Sources (Uses)</b>	<b>7,207</b>	<b>6,513</b>	<b>2,292</b>	<b>(15,837)</b>	<b>175</b>
<b>Use (Reservation) of Fund Balance:</b>					
Monetary Settlements	653	0	0	0	653
<b>Total Use (Reservation) of Fund Balance</b>	<b>653</b>	<b>0</b>	<b>0</b>	<b>0</b>	<b>653</b>
<b>Excess (Deficiency) of Receipts and Use (Reservation) of Fund Balance Over Disbursements (Before 2% Adherence)</b>					
	(7,512)	123	5	5	(7,379)
<b>Adherence to 2% Spending Benchmark*</b>					
	7,955	0	0	0	7,955
<b>Net Surplus (Deficit)</b>	<b>443</b>	<b>123</b>	<b>5</b>	<b>5</b>	<b>576</b>

\* Savings estimated from limiting annual spending growth in future years to 2 percent. Calculation based on current FY 2018 projections. The Governor is expected to propose, and negotiate with the Legislature to enact, budgets in each fiscal year that hold State Operating Funds spending growth to 2 percent. Assumes all savings from holding spending growth to 2 percent are made available to the General Fund. Total disbursements in Financial Plan tables and discussion do not reflect these savings. If the 2 percent State Operating Funds spending benchmark is not adhered to, the projected budget gaps would be higher.

Source: NYS DOB.



<b>CASHFLOW GENERAL FUND FY 2018 (millions of dollars)</b>													
	2017 April Projected	May Projected	June Projected	July Projected	August Projected	September Projected	October Projected	November Projected	December Projected	2018 January Projected	February Projected	March Projected	Total
<b>OPENING BALANCE</b>	7,749	7,405	2,216	2,466	3,359	2,862	5,825	5,572	3,885	7,513	9,630	9,442	7,749
<b>RECEIPTS:</b>													
Personal Income Tax	3,751	1,697	3,684	2,105	2,273	3,779	2,043	1,743	4,015	4,244	2,577	2,495	34,406
Consumption/Use Taxes	522	543	769	591	561	756	584	591	739	613	489	680	7,438
Business Taxes	421	58	677	(97)	161	985	12	170	1,308	53	92	1,878	5,718
Other Taxes	91	89	89	89	90	90	89	89	89	89	89	89	1,072
Total Taxes	4,785	2,387	5,219	2,688	3,085	5,610	2,728	2,593	6,151	4,999	3,247	5,142	48,634
Abandoned Property	0	0	0	0	0	35	30	155	50	0	0	180	450
ABC License Fee	6	5	5	5	5	6	6	5	5	5	6	4	63
Investment Income	4	1	2	1	2	1	2	1	2	1	2	2	21
Licenses, Fees, etc.	27	70	55	50	60	35	50	55	65	70	30	86	653
Motor Vehicle Fees	36	2	19	19	20	21	19	21	17	18	19	18	229
Reimbursements	2	15	45	10	5	50	5	25	45	10	20	57	289
Other Transactions	20	30	78	17	18	72	41	18	59	18	18	58	447
Total Miscellaneous Receipts	95	123	204	102	110	220	153	280	243	122	95	405	2,152
Federal Receipts	0	0	0	0	0	0	0	0	0	0	0	0	0
PIT in Excess of Revenue Bond Debt Service	1,249	548	1,247	494	301	1,539	683	383	1,386	759	648	1,686	10,923
Tax in Excess of LGAC	234	59	519	267	225	351	265	264	343	280	3	310	3,120
Sales Tax Bond Fund	179	190	292	209	199	319	201	199	279	216	165	318	2,766
Real Estate Taxes in Excess of CW/CA Debt Service	81	84	87	88	91	93	91	80	84	93	79	72	1,023
All Other	10	1	10	5	1	103	12	14	5	38	148	869	1,216
Total Transfers from Other Funds	1,753	882	2,155	1,063	817	2,405	1,252	940	2,097	1,386	1,043	3,255	19,048
<b>TOTAL RECEIPTS</b>	<b>6,633</b>	<b>3,392</b>	<b>7,578</b>	<b>3,853</b>	<b>4,012</b>	<b>8,235</b>	<b>4,133</b>	<b>3,813</b>	<b>8,491</b>	<b>6,507</b>	<b>4,385</b>	<b>8,802</b>	<b>69,834</b>
<b>DISBURSEMENTS:</b>													
School Aid	868	3,388	1,911	71	685	1,561	953	1,590	1,998	496	642	8,157	22,320
Higher Education	19	19	947	234	127	237	108	46	185	78	316	483	2,799
All Other Education	95	574	156	118	256	116	52	31	277	34	173	374	2,256
Medicaid - DOH	1,376	1,925	1,079	822	1,241	1,072	926	1,314	969	1,174	930	534	13,362
Public Health	68	181	56	91	43	39	33	40	70	34	29	18	702
Mental Hygiene	2	4	209	4	4	208	2	3	232	3	57	160	888
Children and Families	36	45	355	72	72	269	72	72	269	72	105	210	1,649
Temporary & Disability Assistance	95	104	163	104	105	105	104	106	106	105	104	115	1,316
Transportation	0	25	14	0	25	0	0	25	12	0	13	0	114
Unrestricted Aid	0	12	389	0	0	101	7	0	187	0	0	65	761
All Other	11	(89)	164	14	24	32	104	143	112	106	130	151	902
Total Local Assistance Grants	2,570	6,188	5,443	1,530	2,582	3,740	2,361	3,370	4,417	2,102	2,499	10,267	47,069
Personal Service	485	639	473	430	605	427	428	577	437	480	454	515	5,950
Non-Personal Service	91	215	178	170	187	182	170	180	187	189	184	294	2,227
Total Departmental Operations	576	854	651	600	792	609	598	757	624	669	638	809	8,177
General State Charges	2,398	272	290	405	108	352	479	163	290	519	239	274	5,789
Debt Service	274	0	(2)	141	(3)	(59)	362	0	(2)	302	(20)	(72)	921
Capital Projects	310	331	481	(487)	516	399	6	414	(723)	581	545	254	2,627
State Share Medicaid	100	119	162	107	41	179	47	108	182	46	116	94	1,301
SUNY Operations	218	218	218	181	0	0	0	181	0	0	0	(1)	1,015
Other Purposes	531	599	85	483	473	52	533	507	75	171	556	235	4,300
Total Transfers to Other Funds	1,433	1,267	944	425	1,027	571	948	1,210	(468)	1,100	1,197	510	10,164
<b>TOTAL DISBURSEMENTS</b>	<b>6,977</b>	<b>8,581</b>	<b>7,328</b>	<b>2,960</b>	<b>4,509</b>	<b>5,272</b>	<b>4,386</b>	<b>5,500</b>	<b>4,863</b>	<b>4,390</b>	<b>4,573</b>	<b>11,860</b>	<b>71,199</b>
Excess/(Deficiency) of Receipts over Disbursements	(344)	(5,189)	250	893	(497)	2,963	(253)	(1,687)	3,628	2,117	(188)	(3,058)	(1,365)
<b>CLOSING BALANCE</b>	<b>7,405</b>	<b>2,216</b>	<b>2,466</b>	<b>3,359</b>	<b>2,862</b>	<b>5,825</b>	<b>5,572</b>	<b>3,885</b>	<b>7,513</b>	<b>9,630</b>	<b>9,442</b>	<b>6,384</b>	<b>6,384</b>

Source: NYS DOB.

[THIS PAGE INTENTIONALLY LEFT BLANK]

**APPENDIX B**

**SUMMARY OF CERTAIN PROVISIONS OF THE GENERAL RESOLUTION**

[THIS PAGE INTENTIONALLY LEFT BLANK]

## APPENDIX B-I

### SUMMARY OF CERTAIN PROVISIONS OF DORMITORY AUTHORITY OF THE STATE OF NEW YORK STATE PERSONAL INCOME TAX REVENUE BONDS (GENERAL PURPOSE) GENERAL RESOLUTION

The following sections contain definitions of certain terms used in this general summary (“Summary”) of certain provisions of the Dormitory Authority of the State of New York State Personal Income Tax Revenue Bonds (General Purpose) General Bond Resolution (the “Resolution”). The definitions and Summary are not to be considered a full statement of all terms used in the Resolution and, accordingly, are qualified by reference to and are subject to the full text of the Resolution. A copy of the General Resolution may be obtained upon request from the Dormitory Authority of the State of New York.

#### Definitions

**Acts** shall mean the Issuer Act and the Enabling Act.

**Administrative Fund** shall mean the Fund designated as the Administrative Fund established in the Resolution.

**Authorized Officer** shall mean (i) in the case of the Issuer, the Chairman, the Vice Chairman, the Treasurer, an Assistant Treasurer, the Secretary, an Assistant Secretary, the Executive Director, the First Deputy Executive Director, the Chief Financial Officer, any Managing Director, the General Counsel, or any other person authorized by a Resolution or bylaws of the Issuer, from time to time, to perform any specific act or execute any specific document, and when used with reference to any act or document also means any other person authorized by resolution or by laws of the Issuer to perform such act or execute such document; and when used with reference to any act or document, any other person authorized by resolution of the Issuer to perform such act or sign such document, (ii) in the case of the State, the Director of the Budget and when used with reference to any act or document, any other person authorized by law or by the Director of the Budget to perform such act or sign such document, (iii) in the case of the Trustee, the President, any Vice President, any Assistant Vice President, any Senior Trust Officer, any Trust Officer or any Assistant Trust Officer, or any other officer of the Trustee customarily performing functions similar to those performed by any of the above designated officers and also, with respect to a particular matter, any other officer to whom such matter is referred because of such officer’s knowledge and familiarity with the particular subject matter, and (iv) any other officer or employee so designated on its behalf by resolution of the Issuer or the Trustee, respectively.

**Bond Proceeds Fund** shall mean the Fund designated as the Bond Proceeds Fund established in the Resolution.

**Cost of Issuance Account** shall mean the account within the Bond Proceeds Fund so designated, created and established pursuant to the Resolution.

**Debt Service Fund** shall mean the Fund designated as the Debt Service Fund established in the Resolution.

**Financing Agreement** shall mean the State Personal Income Tax Revenue Bonds (General Purpose) Financing Agreement between the Issuer and the State, acting through the Director of the Budget.

**Issuer** shall mean the Dormitory Authority of the State of New York, a body corporate and politic constituting a public benefit corporation of the State created by the Issuer Act, and its successors and permitted assigns.

**Issuer Act** shall mean the Dormitory Authority Act (being Chapter 524 of the Laws of 1944 of the State, as the same may be amended from time to time, and constituting Title 4 of Article 8 of the Public Authorities Law), together with any other provision of State law relating to the authorization or financing of Costs of a Project.

**Rebate Fund** shall mean the Fund designated as the Rebate Fund established in the Resolution.

**Resolution** shall mean the Dormitory Authority of the State of New York State Personal Income Tax Revenue Bonds (General Purpose) General Bond Resolution (including the Standard Resolution Provisions set forth in Annex A) as from time to time amended or supplemented by Supplemental Resolutions in accordance with the terms and provisions of the Resolution.

**Revenue Fund** shall mean the Fund designated as the Revenue Fund established in the Resolution.

**Subordinated Payment Fund** shall mean the Fund designated as the Subordinated Payment Fund established in the Resolution.

*(Section 101)*

### **Standard Resolution Provisions**

Except as otherwise specifically provided in the Resolution or by Supplemental Resolution, the Standard Resolution Provisions appended to the Resolution as Annex A constitute an integral part of the Resolution and have the same force and effect as if set forth in the forepart of the Resolution.

*(Section 102)*

### **Authority for the Resolution**

The Resolution is adopted pursuant to the provisions of the Enabling Act and to the extent the same is applicable, the Issuer Act.

*(Section 103)*

### **Resolution to Constitute Contract**

In consideration of the purchase and acceptance of any and all of the Bonds authorized to be issued under the Resolution by those who shall hold the same from time to time, the Resolution shall be deemed to be and shall constitute a contract between the Issuer and the Holders from time to time of the Bonds; and the pledge made in the Resolution and the covenants and agreements therein set forth to be performed on behalf of the Issuer shall be for the equal benefit, protection and security of the Holders of any and all of the Bonds, all of which, regardless of the time or times of their issue or maturity, shall be of equal rank without preference, priority or distinction of any of the Bonds, over any other thereof except as expressly provided in or permitted by the Resolution.

*(Section 104)*

## **Authorization of Bonds**

The Resolution authorizes one or more Series of Bonds of the Issuer for an Authorized Purpose to be designated as “State Personal Income Tax Revenue Bonds (General Purpose)” and creates a continuing pledge and lien to secure the full and final payment of the principal and Redemption Price of, interest on, and Sinking Fund Installments for, all the Bonds. The Bonds shall be special obligations of the Issuer secured by the pledge effected pursuant to the Standard Resolution Provisions and are payable solely out of the Pledged Property, without recourse against any other assets, revenues or funds of or other payments due to the Issuer. The aggregate principal amount of the Bonds which may be executed, authenticated and delivered under the Resolution is not limited except as provided in the Resolution or as limited by law.

The Bonds shall not be a debt of the State, and the State shall not be liable thereon, nor shall they be payable out of any funds other than those pledged therefor pursuant to the Resolution.

The Bonds may, if and when authorized by the Issuer pursuant to one or more Supplemental Resolutions, be issued in one or more Series, and the designation thereof, in addition to the name “State Personal Income Tax Revenue Bonds (General Purpose)”, shall include such further appropriate particular designations added to or incorporated in such title for the Bonds of any particular Series, as the Issuer may determine; provided that with respect to any Bond denominated as a note, capital lease or other form of obligation, the Issuer may denominate such obligation as other than a “Bond”. Each Bond shall bear upon its face the designation so determined for the Series to which it belongs.

Nothing contained in the Resolution shall be deemed to preclude or restrict the consolidation pursuant to a Supplemental Resolution of any Bonds of any two or more separate Series authorized pursuant thereto and to any such Supplemental Resolution to be issued pursuant to any of the provisions of the Standard Resolution Provisions into a single Series of Bonds for purposes of sale and issuance; provided, however, that each of the tests, conditions and other requirements contained in the Standard Resolution Provisions as applicable to each such separate Series shall be met and complied with. Except as otherwise provided in the Resolution or in such Supplemental Resolution, such a consolidated Series shall be treated as a single Series of Bonds for all purposes of the Resolution.

*(Section 201)*

## **Redemption**

Bonds of a Series subject to redemption prior to maturity pursuant to the Resolution or to a Supplemental Resolution or Certificate of Determination shall be redeemable in accordance with the Standard Resolution Provisions, at such times, at such Redemption Prices and upon such terms as may otherwise be specified in the Resolution, in the Bonds or in the Supplemental Resolution authorizing such Series or the related Certificate of Determination.

*(Section 401)*

## **The Pledge Effected by the Resolution**

The Bonds are special obligations of the Issuer payable solely from the sources set forth in the Resolution.

*(Section 501)*

## **Establishment of Funds**

The Resolution establishes the following Funds, which shall be held and administered by the Trustee, except for the Bond Proceeds Fund which at the discretion of the Issuer may be held and administered by the Issuer. Each of such Funds and accounts shall have as a prefix “Dormitory Authority of the State of New York State Personal Income Tax Revenue Bonds (General Purpose)”

1. Revenue Fund,
2. Debt Service Fund,
3. Rebate Fund,
4. Bond Proceeds Fund,
5. Administrative Fund,
6. Subordinated Payment Fund.

Additional Funds, or accounts and subaccounts within each of the foregoing Funds may from time to time be established in accordance with a Supplemental Resolution, Certificate of Determination or upon the direction of the Issuer evidenced by a certificate of an Authorized Officer of the Issuer. Except as otherwise provided in a Supplemental Resolution, all moneys at any time deposited in any Fund and account created by the Resolution (other than the Rebate Fund), including in any fund or account established to effect an economic defeasance of any Bonds under the Resolution, shall be held in trust separate and apart from all other funds by the Issuer or Trustee, as appropriate, for the benefit of the Holders of each Series of Bonds.

*(Section 502)*

### **Revenue Fund**

There shall be deposited promptly upon receipt by the Trustee to the credit of the Revenue Fund all Revenues.

Financing Agreement Payments together with any other Pledged Property deposited in the Revenue Fund, shall be applied to the Funds and accounts established under the Resolution consistent with the requirements set forth in the Financing Agreement; provided, however, that if the amount of any such payment, together with other Pledged Property deposited in the Revenue Fund, is less than the amount certified, the payment shall be applied in the amounts certified, first, to the Debt Service Fund, second, to the Rebate Fund, third, to the Subordinated Payment Fund and, fourth, to the Administrative Fund; provided, however, that so long as the total amount held in the Debt Service Fund shall be sufficient to fully pay all Outstanding Bonds and Parity Reimbursement Obligations (including Principal or applicable Redemption Price of and interest on such Bonds) in accordance with their terms, no deposits shall be required to be made into the Debt Service Fund.

*(Section 503)*

### **Debt Service Fund**

In addition to the moneys allocated from the Revenue Fund pursuant to the Resolution, the Trustee shall deposit into the Debt Service Fund such portion of the proceeds of the sale of Bonds of any Series, if any, as shall be prescribed in the Supplemental Resolution or related Certificate of Determination.



The Trustee shall on or before each Interest Payment Date, Redemption Date or other payment date, as the case may be, withdraw and pay from the Debt Service Fund:

1. The interest due on all Outstanding Bonds on such Interest Payment Date;
2. The Principal Installments due on all Outstanding Bonds on such Interest Payment Date;
3. The Sinking Fund Installments, if any, due on all Outstanding Bonds on such Interest Payment Date;
4. The Redemption Price due on all Outstanding Bonds on any Redemption Date in accordance with the Resolution; and
5. Amounts due with respect to Parity Reimbursement Obligations.

Except as otherwise provided in a Supplemental Resolution, the amounts paid out to any Paying Agent pursuant to the Resolution remain irrevocably pledged until, and shall be, applied to such payments.

In the event of the refunding of any Bonds, the Trustee shall, upon the direction of the Issuer, withdraw from the Debt Service Fund all or any portion of the amounts accumulated therein with respect to Debt Service on the Bonds being refunded and deposit such amounts with itself as Trustee or any other fiduciary selected by the Issuer to be held for the payment of the principal or Redemption Price, if applicable, of and interest on the Bonds being refunded; provided that such withdrawal shall not be made unless (i) upon such refunding, the Bonds being refunded shall be deemed to have been paid within the meaning and with the effect provided in the Resolution, and (ii) the amount remaining in the Debt Service Fund shall be not less than the amount needed to pay the Debt Service on all Outstanding Bonds accrued through such date.

Investment income on amounts in the Debt Service Fund shall be retained in such Fund or, upon direction of an Authorized Officer of the Issuer, shall be transferred to the Rebate Fund or, with the concurrence of the Director of the Budget, to the Bond Proceeds Fund.

*(Section 504)*

### **Rebate Fund**

The Trustee shall deposit to the Rebate Fund any moneys delivered to it by the State for deposit therein and, notwithstanding any other provisions of the Resolution, shall transfer to the Rebate Fund in accordance with the directions of an Authorized Officer of the Issuer, moneys on deposit in any other Funds held by the Trustee under the Resolution at such times and in such amounts as shall be set forth in such directions. Moneys on deposit in the Rebate Fund shall be applied by the Trustee, in accordance with the direction of the Issuer, to make payments to the Department of the Treasury of the United States of America at such times and in such amounts as the Issuer shall determine to be required by the Code to be rebated to the Department of the Treasury of the United States of America in accordance with the provisions of the Arbitrage and Use of Proceeds Certificate, if any, delivered in connection with each Series of Bonds. Moneys which the Issuer determines to be in excess of the amount required to be so rebated shall be deposited to the Revenue Fund.

If and to the extent required by the Code or an Arbitrage and Use of Proceeds Certificate, the Issuer shall periodically, at such times as may be required to comply with the Code, determine the Rebate Amount with respect to each Series of Bonds and transfer from any other Fund or account held under the Resolution and deposit to the Rebate Fund all or a portion of the Rebate Amount with respect to such

Series of Bonds and pay out of the Rebate Fund to the Department of the Treasury of the United States of America the amount, if any, required by the Code to be rebated thereto.

*(Section 505)*

### **Bond Proceeds Fund**

Except as otherwise provided in a Supplemental Resolution or related Certificate of Determination, the Issuer, or the Trustee at the direction of the Issuer, shall deposit into the Bond Proceeds Fund the proceeds of sale of each Series of Bonds, unless otherwise required to be deposited into and held in the Debt Service Fund, to enable the Issuer to comply with the conditions precedent to the issuance of any Bonds.

Except as may be otherwise provided in the Supplemental Resolution or related Certificate of Determination, amounts in the Bond Proceeds Fund shall be applied by the Issuer from time to time for any of the purposes for which revenue bonds may be issued pursuant to paragraphs (a) and (b) of subdivision one of Section 68-b through the payment of Costs of a Project consistent with terms of any Requisition.

Whenever the Issuer shall determine and the Director of the Budget shall agree that the amount on deposit to the credit of the Bond Proceeds Fund is in excess of its requirements for the purposes for which amounts in such Fund may be used as permitted by law, such excess amount shall be withdrawn therefrom and deposited into the Revenue Fund. Notwithstanding the foregoing, amounts in the Bond Proceeds Fund may be applied to the payment of Principal Installments and interest on the applicable Series of Bonds and of Parity Reimbursement Obligations when due, and to the extent that other moneys are not available therefor, amounts in the Bond Proceeds Fund may be applied to the payment of Principal Installments and interest on the Bonds and of Parity Reimbursement Obligations when due.

Except as otherwise provided in the Resolution or a Supplemental Resolution, investment income on amounts in the Bond Proceeds Fund from proceeds of a Series of Bonds shall be transferred to the Revenue Fund, or, upon the direction of an Authorized Officer of the Issuer, shall be transferred to the Rebate Fund, or with the concurrence of the Director of the Budget, shall be retained in the Bond Proceeds Fund or transferred to the Debt Service Fund.

*(Section 506)*

### **Application of Moneys in the Debt Service Fund for Redemption of Bonds and Satisfaction of Sinking Fund Installments**

Moneys delivered to the Trustee, which by the provisions of the Resolution are to be applied for redemption of Bonds, shall upon receipt by the Trustee be deposited to the credit of the Debt Service Fund for such purpose to the extent not otherwise provided pursuant to a Supplemental Resolution.

Moneys in the Debt Service Fund to be used for redemption of Bonds of a Series may be applied by the Issuer to the purchase of Outstanding Bonds of such Series at purchase prices not exceeding the Redemption Price applicable on the next Interest Payment Date on which such Bonds are redeemable, plus accrued interest to such date, at such times, at such purchase prices and in such manner as the Issuer shall direct.

In satisfaction, in whole or in part, of any Sinking Fund Installment, the Issuer may deliver to the Trustee at least 45 days prior to the date of such Sinking Fund Installment, for cancellation, Bonds acquired by purchase or redemption, except Bonds acquired by purchase or redemption pursuant to the

preceding paragraph, of the maturity and interest rate entitled to such Sinking Fund Installment. All Bonds so delivered to the Trustee in satisfaction of a Sinking Fund Installment shall reduce the amount thereof by the amount of the aggregate principal amount of such Bonds. Concurrently with such delivery of such Bonds the Issuer shall deliver to the Trustee a certificate of an Authorized Officer of the Issuer specifying (i) the principal amount, Series, maturity, interest rate and numbers of the Bonds so delivered, (ii) the date and Series of the Sinking Fund Installment in satisfaction of which such Bonds are so delivered, (iii) the aggregate principal amount of the Bonds so delivered, and (iv) the unsatisfied balance of each such Sinking Fund Installment after giving effect to the delivery of such Bonds.

The Trustee shall, in the manner provided in the Standard Resolution Provisions, call for redemption, on the date of each Sinking Fund Installment falling due prior to maturity, such principal amount of Bonds of the Series and maturity entitled to such Sinking Fund Installment as is required to exhaust the unsatisfied balance of such Sinking Fund Installment.

Notwithstanding the provisions of the second paragraph of this section, if the amount in the Debt Service Fund at any time (other than moneys required to pay the Redemption Price of any Outstanding Bonds of a Series theretofore called for redemption or to pay the purchase price of such Outstanding Bonds theretofore contracted to be purchased, including in both cases accrued interest on such Bonds to the Redemption Date or purchase date) is sufficient to make provision pursuant to the Standard Resolution Provisions for the payment of such Outstanding Bonds at the maturity or Redemption Date thereof, the Issuer may request the Trustee to take such action consistent with the Standard Resolution Provisions as is required thereby to deem such Bonds to have been paid within the meaning of the Standard Resolution Provisions. The Trustee, upon receipt of such request and irrevocable instructions of the Issuer to purchase Government Obligations sufficient to make any deposit required thereby, shall comply with such request.

*(Section 507)*

### **Administrative Fund**

Amounts in the Administrative Fund shall be paid out from time to time by the Trustee at the request of the Issuer for reasonable and necessary Issuer Expenses, free and clear of the lien and pledge created by the Resolution.

Amounts in the Administrative Fund being held for Issuer Expenses, the payment of which is not immediately required may in the discretion of the Issuer be invested in Investment Obligations. The Issuer may by written instruction to the Trustee sell any such investments at any time and the proceeds of such sale and of all payments at maturity or upon redemption of such investments shall be held in the Administrative Fund. Whenever the Administrative Fund exceeds the amount reasonable and necessary for Issuer Expenses, the Issuer shall direct the Trustee to pay the excess to the Revenue Fund.

Investment income on amounts in the Administrative Fund shall be deposited into the Revenue Fund.

*(Section 508)*

### **Subordinated Payment Fund**

The Issuer may, at any time, or from time to time, issue Subordinated Indebtedness payable out of, and which may be secured by a pledge of and lien on, such amounts as may from time to time be available for transfer to the Subordinated Payment Fund pursuant to the Resolution; *provided, however*, that (a) such pledge shall be, and shall be expressed to be, subordinate in all respects to the pledge created

by the Resolution as security for the Bonds and Parity Reimbursement Obligations and (b) to the extent provided by Supplemental Resolution, any amounts so transferred shall thereafter be free and clear of any lien, pledge or claim of the Resolution. The Issuer may establish such priorities of payment and security among Subordinated Indebtedness as it deems appropriate; *provided, however*, that the Supplemental Resolution or indenture or other agreement providing for the issuance of such Subordinated Indebtedness shall not permit the holders of such Subordinated Indebtedness to declare the same, nor to instruct such holders' trustee to declare the same, to be immediately due and payable any time that any Bonds and Parity Reimbursement Obligations remain Outstanding.

Subject to the other provisions of the Resolution, the Trustee shall deposit into the Subordinated Payment Fund all Revenues for (i) payments on any Subordinated Indebtedness, or (ii) Qualified Swap Payments or payments on other financial instruments entered into by the Issuer.

The Trustee shall pay out of the Subordinated Payment Fund all amounts required for the payments described in this section pursuant to any resolution adopted by, or otherwise at the written direction of, the Issuer.

Except as otherwise provided in the Resolution or a Supplemental Resolution, investment income on amounts in the Subordinated Payment Fund shall be transferred to the Revenue Fund, or, upon the direction of an Authorized Officer of the Issuer, shall be transferred to the Rebate Fund, or with the concurrence of the Director of the Budget, shall be retained in the Subordinated Payment Fund or transferred to the Debt Service Fund.

*(Section 509)*

### **Transfer of Investments**

Whenever moneys in any Fund or account established under the Resolution or under any Supplemental Resolution are to be paid in accordance with the Resolution to another such Fund or account, such payment may be made, in whole or in part, by transferring to such other Fund or account investments held as part of the Fund or account from which such payment is to be made, whose value, together with the moneys, if any, to be transferred, is at least equal to the amount of the payment then to be made, *provided* that no such transfer of investments would result in a violation of any investment standard or guideline applicable to such Fund or account.

*(Section 510)*

### **Power to Issue Bonds and Effect Pledge**

The Issuer is duly authorized under all applicable laws to create and issue the Bonds, adopt the Resolution and pledge the Pledged Property in the manner and to the extent provided in the Resolution. The Pledged Property is and will be free and clear of any pledge, lien, charge or encumbrance thereon or with respect thereto prior to, or of equal rank with, the pledge created by the Resolution, and all corporate action on the part of the Issuer to that end has been duly and validly taken. The Bonds and the provisions of the Resolution are and will be the legally valid and binding special obligations of the Issuer enforceable in accordance with their terms and the terms of the Resolution. The Issuer shall at all times, to the extent permitted by law, defend, preserve and protect the pledge of the Pledged Property and all the rights of the Holders of Bonds and other obligations under the Resolution against all claims and demands of all Persons whomsoever.

*(Section 601)*

## APPENDIX B-II

### SUMMARY OF CERTAIN PROVISIONS OF THE STATE PERSONAL INCOME TAX REVENUE BONDS STANDARD RESOLUTION PROVISIONS

The following sections contain definitions of certain terms used in this general summary (“Summary”) of certain provisions of the Standard Resolution Provisions. The definitions and Summary are not to be considered a full statement of all terms used in the Standard Resolution Provisions or the Resolution to which the Standard Resolution Provisions is appended and, accordingly, are qualified by reference to and are subject to the full text of the Standard Resolution Provisions and the Resolution. Copies of the Standard Resolution Provisions and the Resolution may be obtained upon request from the Dormitory Authority of the State of New York.

#### Definitions

Capitalized terms used but not otherwise defined in this Summary shall have the meanings set forth in the Resolution to which the Standard Resolution Provisions are appended. The following terms shall, for all purposes therein and (except as the context may otherwise require) in the Resolution to which these Standard Resolution Provisions are appended, have the following meanings:

**Accreted Value** shall mean, with respect to any Capital Appreciation Bonds (i) as of any Valuation Date, the amount set forth for such date in the Supplemental Resolution authorizing such Capital Appreciation Bonds and (ii) as of any date other than a Valuation Date, the sum of (a) the Accreted Value on the preceding Valuation Date and (b) the product of (1) a fraction, the numerator of which is the number of days having elapsed from the preceding Valuation Date and the denominator of which is the number of days from such preceding Valuation Date to the next succeeding Valuation Date and (2) the difference between the Accreted Values for such Valuation Dates. For purposes of this definition, the number of days having elapsed from the preceding Valuation Date and the number of days from the preceding Valuation Date to the next succeeding Valuation Date shall be calculated on the basis of a 360-day year of 12 30-day months, unless otherwise provided pursuant to a Supplemental Resolution.

**Additional Bonds** shall mean Bonds authenticated and delivered on original issuance pursuant to the Standard Resolution Provisions.

**Amortized Value** when used with respect to Investment Obligations purchased at a premium above or a discount below par, shall mean the value of such Investment Obligations computed by using an industry standard constant yield method selected by an Authorized Officer of the Issuer.

**Appreciated Value** shall mean with respect to any Deferred Income Bonds (i) as of any Valuation Date, the amount set forth for such date in the Supplemental Resolution authorizing such Deferred Income Bonds, (ii) as of any date prior to the Interest Commencement Date other than a Valuation Date, the sum of (a) the Appreciated Value on the preceding Valuation Date and (b) the product of (1) a fraction, the numerator of which is the number of days having elapsed from the preceding Valuation Date and the denominator of which is the number of days from such preceding Valuation Date to the next succeeding Valuation Date and (2) the difference between the Appreciated Values for such Valuation Dates, and (iii) as of any date on and after the Interest Commencement Date, the Appreciated Value on the Interest Commencement Date. For purposes of this definition, the number of days having elapsed from the preceding Valuation Date and the number of days from the preceding Valuation Date to

the next succeeding Valuation Date shall be calculated on the basis of a 360-day year of 12 30-day months, unless otherwise provided pursuant to a Supplemental Resolution.

**Arbitrage and Use of Proceeds Certificate** shall mean, with respect to any Series of Bonds, the interest on which is intended by the Issuer to be excluded from gross income for federal income tax purposes, a certificate or certificates executed by an Authorized Officer of the Issuer in connection with the initial issuance and delivery of the Bonds of such Series and containing representations, warranties and covenants of the Issuer relating to the federal tax status of such Series of Bonds, as such certificate or certificates may be amended and supplemented from time to time.

**Authorized Issuer** shall mean any public authority or public benefit corporation enumerated by subdivision 1 of Section 68-a.

**Authorized Newspaper** shall mean The Bond Buyer or any other newspaper customarily published at least once a day for at least five days (other than legal holidays) in each calendar week, printed in the English language and of general circulation in the Borough of Manhattan, City and State of New York, designated by the Issuer.

**Authorized Purpose** shall mean a purpose as provided by the Enabling Act for the Issuer.

**Bank** shall mean any (i) bank or trust company organized under the laws of any state of the United States of America, (ii) national banking association, (iii) savings bank or savings and loan association chartered or organized under the laws of any state of the United States of America, or (iv) federal branch or agency pursuant to the International Banking Act of 1978 or any successor provisions of law, or domestic branch or agency of a foreign bank which branch or agency is duly licensed or authorized to do business under the laws of any state or territory of the United States of America.

**Bond or Bonds** shall mean any of the bonds or notes of the Issuer authorized and issued pursuant to the Resolution and to a Supplemental Resolution; provided, however, that such terms shall not include any Bond Anticipation Notes, or bonds, notes or other obligations, including Qualified Swaps, payable from the Subordinated Payment Fund.

**Bond Anticipation Notes** shall mean notes issued pursuant to the Standard Resolution Provisions.

**Bond Counsel** shall mean an attorney or law firm, appointed by the Issuer, having a national reputation in the field of municipal law whose opinions are generally accepted by purchasers of municipal bonds.

**Bondholder, Holder or Holder of Bonds**, or any similar term, shall mean any person who shall be the registered owner of any Outstanding Bond or Bonds.

**Business Day** shall mean a day of the year which is not a Saturday, Sunday, or a day on which the Trustee or banking institutions chartered by the State or the United States of America are required or authorized by law to close in The City of New York, or any day on which the New York Stock Exchange is closed.

**Calculated Debt Service** shall mean for any period, as of any date of calculation and with respect to any Series of Bonds or any Parity Reimbursement Obligations, the sum of Debt Service for such period determined by the Issuer based on the following adjustments:

(1) Interest on Variable Interest Rate Bonds shall be based on the Estimated Average Interest Rate applicable thereto.

(2) With respect to Put Bonds and any Bonds of a Series the interest on which is payable periodically and at least twenty-five per centum (25%) of the original principal amount of which is stated to mature at one time and for which maturing principal amount amortization requirements have not been designated, (i) Principal Installments shall be deemed to amortize over a 30-year period from their date of issuance (or any shorter period provided by Supplemental Resolution) based on substantially level debt service as estimated by the Issuer, and (ii) interest shall be based on the actual interest rate or the Estimated Average Interest Rate, as applicable.

(3) If the Issuer has irrevocably deposited Investment Obligations or money with the Trustee (or otherwise in trust) for the payment of any portion of Debt Service, the expected future cash flow from such Investment Obligations and money shall be deducted from Debt Service.

(4) If the Issuer has, at any time, irrevocably called for redemption of one or more Series of Bonds, including pursuant to a covenant to apply any portion of the Pledged Property to redeem Bonds or Parity Reimbursement Obligations (which particular Bonds or Parity Reimbursement Obligations need not be specifically identified in advance, except as to interest rate and maturity), the Issuer shall take into account such redemption for purposes of determining Calculated Debt Service.

(5) With respect to Parity Reimbursement Obligations, an interest rate calculated at a higher interest rate on the related Bonds shall only be taken into account if, at the time of calculation, such higher rates are then payable thereon.

**Capital Appreciation Bonds** shall mean Bonds of a Series denominated as such and issued as to which interest is payable only at the maturity or prior redemption of such Bonds. Except as otherwise provided by Supplemental Resolution, for the purposes of (i) receiving payment of the Redemption Price if a Capital Appreciation Bond is redeemed prior to maturity, (ii) computing the principal amount of Bonds held by the registered owner of a Capital Appreciation Bond in giving to the Issuer or the Trustee any notice, consent, request, or demand pursuant to the Resolution for any purpose whatsoever or (iii) computing Debt Service, the principal amount of a Capital Appreciation Bond shall be deemed to be its Accreted Value (which in the case of clause (ii) may be the Accreted Value as of the immediately preceding Valuation Date).

**Certificate of Determination** shall mean a certificate of an Authorized Officer of the Issuer fixing terms, conditions and other details of Bonds, Parity Reimbursement Obligations, Credit Facilities, Subordinated Indebtedness, or other matters in accordance with the delegation of power to do so under the Resolution or a Supplemental Resolution.

**Code** shall mean the Internal Revenue Code of 1986, as amended. Each reference to a section of the Code shall be deemed to include the Regulations, including temporary and proposed Regulations, relating to such section which are applicable to the Resolution, including the Bonds or the use of Bond proceeds.

**Comptroller** shall mean the Comptroller of the State and, to the extent permitted by law in connection with the exercise of any specific right or duty, any other official of the State authorized to act on behalf of the Comptroller in connection therewith.

**Cost or Costs of a Project** shall mean costs and expenses or the refinancing of costs and expenses incurred or to be incurred in connection with a Project, including, (i) costs and expenses of the

acquisition of the title to or other interest in real property, including easements, rights-of-way and licenses, (ii) costs and expenses for labor and materials and payments to consultants, contractors, builders and materialmen, for the acquisition, design, construction, reconstruction, rehabilitation, preservation, development, improvement or modernization of the Project, (iii) the cost of surety bonds and insurance of all kinds, including premiums and other charges in connection with obtaining title insurance, that may be required or necessary prior to completion of the Project, which is not paid by a contractor or otherwise provided for, (iv) the costs and expenses for design, test borings, surveys, estimates, plans and specifications and preliminary investigations therefor, and for supervising the construction of the Project, (v) costs and expenses required for the acquisition and installation of equipment or machinery, (vi) all other costs necessarily and appropriately incurred in connection with the acquisition, construction, reconstruction, rehabilitation, repair, improvement and equipping of the Project, (vii) any sums required to reimburse the State or the Issuer for advances made by either party for any of the above items or for other costs incurred and for work done by the State or Issuer in connection with the Project, and (viii) grants or loans by or on behalf of the State for any of the foregoing.

**Cost or Costs of Issuance** shall mean the items of expense incurred in connection with the authorization, sale and issuance of a Series of Bonds or Bond Anticipation Notes, which items of expense shall include Issuer Expenses, State bond issuance charges, document printing and reproduction costs, filing and recording fees, costs of credit ratings, initial fees and charges of the Trustee or a Securities Depository, legal fees and charges, professional consultants' fees, underwriting fees, fees and charges for execution, transportation and safekeeping of Bonds, premiums, fees and charges for Credit Facilities, Qualified Swaps and other similar financial arrangements, costs and expenses of refunding of Bonds or Prior Obligations and other costs, charges and fees, including those of the Issuer, in connection with the foregoing.

**Counsel's Opinion** shall mean an opinion signed by an attorney or firm of attorneys of nationally recognized standing in the practice of law relating to municipal, state and public agency financing selected by the Issuer.

**Credit Facility** shall mean any letter of credit, standby bond purchase agreement, line of credit, policy of bond insurance, surety bond, guarantee or similar instrument, or any agreement relating to the reimbursement of any payment thereunder (or any combination of the foregoing), which is obtained by the Issuer and is issued by a financial institution, insurance provider or other Person and which provides security or liquidity in respect of any Outstanding Bonds or Parity Reimbursement Obligations.

**Debt Service** for any period shall mean, as of any date of calculation and with respect to any Series of Bonds or any Parity Reimbursement Obligation Outstanding, the sum of: (i) interest on the Bonds of such Series and the interest components of Parity Reimbursement Obligations accruing during such period and (ii) that portion of each Principal Installment for such Bonds and Parity Reimbursement Obligations that would accrue during such period if such Principal Installment were deemed to accrue daily in equal amounts from the preceding Principal Installment payment date on Outstanding Bonds and Parity Reimbursement Obligations; *provided, however, that*, unless otherwise set forth in a Supplemental Resolution, no Principal Installment shall be deemed to begin accruing until *the later* of one year prior to such Principal Installment's due date and the date of issuance or incurrence of the related Bond or Parity Reimbursement Obligation.

**Defeased Municipal Obligations** shall mean pre-refunded municipal obligations rated in the highest Rating Category by each Rating Agency and meeting the following requirements:

- (a) The municipal obligations (i) are not subject to redemption prior to maturity or
- (ii) the trustee or the paying agent has been given irrevocable instructions concerning their call



and redemption and the issuer of the municipal obligations has covenanted not to redeem such municipal obligations other than as set forth in such instructions; and

(b) The municipal obligations are fully secured by cash or Government Obligations which may be applied only to payment of the principal of and interest and premium, if any, on such municipal obligations.

**Deferred Income Bond** shall mean any Bond (A) as to which interest accruing thereon prior to the Interest Commencement Date of such Bond is (i) compounded on each Valuation Date for such Deferred Income Bond and (ii) payable only at the maturity or prior redemption of such Bonds and (B) as to which interest accruing after the Interest Commencement Date is payable on the first interest payment date succeeding the Interest Commencement Date and periodically thereafter on the dates specified in or determined by Supplemental Resolution. Except as otherwise provided by Supplemental Resolution, for the purposes of (i) receiving payment of the Redemption Price if a Deferred Income Bond is redeemed prior to maturity, (ii) computing the principal amount of Bonds held by the registered owner of a Deferred Income Bond in giving to the Issuer or the Trustee any notice, consent, request, or demand pursuant to the Resolution for any purpose whatsoever or (iii) computing Debt Service, the principal amount of a Deferred Income Bond shall be deemed to be its Appreciated Value (which in the case of clause (ii) may be the Appreciated Value as of the immediately preceding Valuation Date).

**Director of the Budget** shall mean the Director of the Division of the Budget of the State and, to the extent permitted by law in connection with the exercise of any specific right or duty, any official of the State authorized to act on behalf of the Director of the Budget in connection therewith.

**Enabling Act** shall mean Article 5-c of the State Finance Law, Chapter 56 of the Consolidated Laws of the State of New York, as may be hereafter amended from time to time.

**Estimated Average Interest Rate** shall mean, as to any Variable Interest Rate Bonds or Qualified Swap and as of any date of calculation, the average interest rate or rates anticipated to be borne by such Bonds or Qualified Swap, or by the combination of such arrangements, over the period or periods for which such rate or rates are anticipated to be in effect, all as estimated by an Authorized Officer of the Issuer in consultation with the Director of the Budget.

**Event of Default** shall mean any Event of Default set forth in the Standard Resolution Provisions.

**Fiduciary** shall mean the Trustee, any Paying Agent, or any or all of them, as may be appropriate.

**Fiduciary Capital Funds** when used with respect to any Fiduciary shall mean the total of (i) paid in capital, (ii) surplus, (iii) undivided profits and (iv) the par value of outstanding capital notes issued and subordinated to the claims of creditors of such Fiduciary other than the holders of such capital notes.

**Financing Agreement** shall mean the applicable financing agreement authorized by subdivision 1 of Section 68-c, as amended and supplemented in accordance with the terms thereof and the Resolution and referred to in the Resolution.

**Financing Agreement Payment** shall refer to any payment obligation of the State incurred pursuant to a Financing Agreement and denominated therein as a "Financing Agreement Payment," to pay to the Issuer or the Trustee from amounts available therefor in the Revenue Bond Tax Fund.

**Fund** shall mean any one of the funds created and established pursuant to the Resolution.

**Government Obligations** shall mean (a) direct obligations of, or obligations the principal of and the interest on which are unconditionally guaranteed by, the United States of America and entitled to the full faith and credit thereof; (b) certificates, depositary receipts or other instruments which evidence a direct ownership interest in obligations described in clause (a) above or in any specific interest or principal payments due in respect thereof; provided, however, that the custodian of such obligations or specific interest or principal payments shall be a bank or trust company organized under the laws of the United States of America or of any state or territory thereof or of the District of Columbia, with a combined capital stock, surplus and undivided profits of at least \$50,000,000 or the custodian is appointed by or on behalf of the United States of America; and provided, further, that except as may be otherwise required by law, such custodian shall be obligated to pay to the holders of such certificates, depositary receipts or other instruments the full amount received by such custodian in respect of such obligations or specific payments and shall not be permitted to make any deduction therefrom; (c) an obligation of any federal agency approved by the Issuer; (d) a share or interest in a mutual fund, partnership or other fund wholly comprised of obligations described in clauses (a), (b) and (c) above; (e) Defeased Municipal Obligations; or (f) any other Investment Obligation designated in a Supplemental Resolution as a Government Obligation for purposes of defeasing Bonds, which is not redeemable at the option of the issuer thereof and which shall be rated at the time of the investment in the highest long-term Rating Category by each Rating Agency.

**Interest Commencement Date** shall mean, with respect to any particular Deferred Income Bond, the date determined by Supplemental Resolution after which interest accruing on such Bond shall be payable on the first interest payment date succeeding such Interest Commencement Date and periodically thereafter on the dates determined pursuant to such Supplemental Resolution.

**Interest Payment Date** shall mean, with respect to a Series of Bonds, each date on which interest, if any, is payable pursuant to the Supplemental Resolution authorizing such Bonds.

**Investment Obligations** shall mean any of the following that are lawful investments at the time of the investment:

(a) Government Obligations,

(b) certificates of deposit issued by, and time deposits in, and bankers' acceptances of, any bank (including any Paying Agent or Trustee), any branch of any bank, national banking association or federally chartered savings and loan association; provided that, with respect to any of the foregoing institutions, whose long-term unsecured indebtedness is rated less than "A" by each Rating Agency, such certificates of deposit or time deposits or bankers' acceptances are (i) insured by the Federal Deposit Insurance Corporation for the full face amount thereof or (ii) to the extent not so insured, collateralized by direct obligations of the United States of America having a market value of not less than the face amount of such certificates and deposits,

(c) evidences of ownership of a proportionate interest in specified direct obligations of the United States of America, which obligations are held by a bank or trust company organized and existing under the laws of the United States of America or any state thereof in the capacity of custodian, or when "stripped" by the Department of the Treasury of the United States of America, then by the custodian designated by the Department of the Treasury of the United States of America,

(d) obligations of state or local government municipal bond issuers which are rated in one of the two highest Rating Categories by each Rating Agency,

(e) obligations of state or local government municipal bond issuers, the principal of and interest on which, when due and payable, have been insured by an insurance policy or guaranteed by a letter of credit and which are rated in one of the two highest Rating Categories by each Rating Agency,

(f) interests in a money market mutual fund registered under the Investment Company Act of 1940, 15 U.S.C. §§80-1, et seq., as from time to time amended, the portfolio of which is limited to obligations described in clause (a), (d), or (e) above and repurchase agreements fully collateralized thereby provided that such fund has total assets of at least \$100,000,000 and is rated in the highest Rating Category by each Rating Agency,

(g) evidences of ownership of a proportionate interest in specified Defeased Municipal Obligations which Defeased Municipal Obligations are held by a bank or trust company organized and existing under the laws of the United States of America or any state thereof in the capacity of custodian,

(h) any repurchase agreement for Government Obligations by the Issuer or any Trustee that is with a bank, trust company (including any Trustee) or securities dealer which is a member of the Securities Investors Protection Corporation, each of which is a primary reporting dealer in government securities as determined by the Federal Reserve Bank, or if “primary reporting dealers” cease to be determined by the Federal Reserve Bank, such other comparable standard as the Issuer shall implement pursuant to a Supplemental Resolution; provided, however, that the Government Obligations must be transferred to the Issuer or any Trustee or a third party agent by physical delivery or by an entry made on the records of the issuer or registrar of such obligations or clearing agent or depository, and the collateral security must continually have a market value at least equal to the amount so invested and the collateral must be free of third party claims. Any investment in a repurchase agreement shall be considered to mature on the date the bank, trust company or recognized securities dealer providing the repurchase agreement is obligated to repurchase the Government Obligations,

(i) commercial paper rated in the highest Rating Category by each Rating Agency,

(j) investment agreements, secured or unsecured, with any institutions whose debt securities are rated in one of the two highest Rating Categories (or rated in the highest Rating Category for short-term obligations if the investment is for a period not exceeding one year) by each Rating Agency,

(k) forward purchase agreements effecting the periodic delivery of securities listed in (a), (c), (d), (e), (g) and (i) above, and

(l) shares or an interest in a mutual fund, partnership or other fund registered under the Securities Act of 1933, as amended, and operated in accordance with Rule 2a-7 of the Investment Company Act of 1940, as from time to time amended, whose objective is to maintain a constant share value of \$1.00 per share and that is rated in the highest Rating Category for short-term obligations by at least one Rating Agency; and

(m) any other obligations from time to time permitted pursuant to the Issuer Act or other applicable law; provided, however, that if the funds invested in any such obligation are

pledged for the payment of Bonds under the Resolution and the Bonds are then rated by a Rating Agency, such obligation shall be rated in one of the two highest Rating Categories of each such Rating Agency.

Any investment in any of the foregoing obligations may be made in the form of an entry made on the records of the issuer of the particular obligations or of a recognized Securities Depository.

**Issuer Board** shall mean the board or members of the Issuer duly appointed and acting pursuant to the Issuer Act, or their designees duly appointed and acting.

**Issuer Expenses** shall mean all proper items of cost or expenditure incurred or anticipated to be incurred by the Issuer in connection with the financing of any Project pursuant thereto, or direct and indirect administrative costs, fees and expenses and allocable portions of direct and indirect costs of the Issuer incurred in connection with financing such Project, including Costs of Issuance, initial fees and periodic fees to be paid in connection with Credit Facilities, legal fees, fees and expenses of trustees, remarketing agents, market agents, tender agents, auction agents, Depositories and Paying Agents, and financing charges and fees and expenses of financial advisors and consultants, costs of audits, and such other expenses not specified therein as may be necessary or incident to the financing of such Project, including through the issuance of Bonds or Bond Anticipation Notes and all other expenses of the Issuer relating to the financing of Projects set forth in the Enabling Act; provided, however, that Issuer Expenses shall not include any termination or other payments to be made in connection with Qualified Swaps or other similar arrangements or, except to the extent expressly provided above, Credit Facilities.

**Outstanding**, when used with reference to Bonds, shall mean, as of any date, all Bonds theretofore or thereupon being authenticated or otherwise validly executed and delivered under the Resolution except:

1. Any Bond canceled or delivered for cancellation at or prior to such date;
2. Any Bond (or portion of a Bond) deemed to have been paid in accordance with the Standard Resolution Provisions unless a Supplemental Resolution provides that Bonds of a Series having the benefit of a Credit Facility shall not thereby be deemed paid if payment is provided by the Credit Facility;
3. Any Bond in lieu of or in substitution for which other Bonds shall have been authenticated and delivered pursuant to the Standard Resolution Provisions; and
4. Put Bonds tendered or deemed tendered in accordance with the provisions of the Supplemental Resolution authorizing such Bonds on the applicable tender date, if the purchase price thereof and interest thereon shall have been paid or amounts are available and set aside for such payment as provided in such Supplemental Resolution, except to the extent such tendered Put Bonds thereafter may be resold pursuant to the terms thereof and of such Supplemental Resolution.

The principal component of any Parity Reimbursement Obligation shall be deemed to be Outstanding in a principal amount equal to the principal amount of the obligation then owed by the Issuer thereunder in lieu of the related Bond, regardless of the authorized amount of the principal component of such Parity Reimbursement Obligation or the related Bond and provided that, unless otherwise required pursuant to the related Supplemental Resolution, the principal component of such Parity Reimbursement Obligation shall not by itself increase the Outstanding principal amount of Bonds.

**Parity Reimbursement Obligation** has the meaning provided in the Standard Resolution Provisions.

**Paying Agent** or **Paying Agents** shall mean any paying agent for the Bonds of any Series appointed pursuant to the Standard Resolution Provisions, and its successor or successors and any other corporation which may at any time be substituted in its place pursuant to the Resolution, and in the event that for any reason there shall be a vacancy in the office of Paying Agent, the Trustee, if a different entity, or the Issuer shall act as such Paying Agent.

**Person** shall mean any individual, corporation, firm, partnership, joint venture, association, joint-stock company, trust, unincorporated association, limited liability company or other legal entity or group of entities, including any public benefit corporation, public instrumentality, quasi-governmental or governmental entity or any agency or subdivision thereof.

**Pledged Property** shall mean all of the Issuer's right, title and interest in and to (i) the Financing Agreements (other than (A) the Issuer's right to receive the payment of Issuer Expenses, (B) the right of the Issuer to enforce the obligation of the State to make Financing Agreement Payments, (C) the right of the Issuer to agree to the amendment of a Financing Agreement in accordance with the Standard Resolution Provisions, and (D) the right of the Issuer to enforce the provisions of any Financing Agreement independently of the Trustee, without limiting the right of the Trustee to enforce the payment of amounts (other than Financing Agreement Payments) under the Financing Agreements for the benefit of Bondholders or Fiduciaries), and (ii) the Revenues and Funds (other than the Rebate Fund and other Funds, and any accounts and subaccounts therein, established pursuant to a Supplemental Resolution in connection with Variable Interest Rate Bonds, Put Bonds, Parity Reimbursement Obligations, Reimbursement Obligations or Subordinated Indebtedness; *provided, however, that* such Funds, accounts and subaccounts are specifically excepted from Pledged Property by the Supplemental Resolution authorizing such Variable Interest Rate Bonds, Put Bonds, Parity Reimbursement Obligations, Reimbursement Obligations or Subordinated Indebtedness), including Investment Obligations held in such Funds under the Resolution, together with all proceeds and revenues of the foregoing and all other moneys, securities or funds pledged for the payment of the principal or Redemption Price of and interest on the Bonds in accordance with the terms and provisions of the Resolution; provided, however, that in no event shall any Project or any interest therein be deemed to be "Pledged Property".

**Principal Installment** shall mean, as of any date of calculation and with respect to any Series of Bonds or any Parity Reimbursement Obligation, as applicable, (a) the principal amount of Outstanding Bonds of such Series, due on the dates and in the amounts specified by Supplemental Resolution, reduced by the principal amount of such Bonds which would be retired by reason of the payment when due and application in accordance with the Resolution of Sinking Fund Installments payable before such dates, plus the unsatisfied balance of any Sinking Fund Installments due on any certain future date for Bonds of such Series, together with such redemption premiums, if any, applicable on any such future date, and (b) with respect to any Parity Reimbursement Obligation, the amount due thereunder on the dates and in the amounts established in accordance with the Standard Resolution Provisions as a principal component of such Parity Reimbursement Obligation payable on a parity with the Bonds.

**Prior Obligations** shall mean bonds, notes or other obligations previously issued or incurred by an Authorized Issuer not under the Resolution to finance Costs of a Project.

**Project** shall mean the land, buildings, improvements, betterments, equipment, furnishings, and other property, real or personal, and all appurtenances thereto and interests therein, comprising each of the projects to be acquired, constructed, reconstructed, renovated, or developed to effectuate an Authorized Purpose.

**Put Bonds** shall mean Bonds which by their terms may be tendered at the option of the Holder thereof, or are subject to a mandatory tender other than at the election of the Issuer for payment or purchase prior to the stated maturity or redemption date thereof.

**Qualified Swap** shall mean, to the extent from time to time permitted by law, with respect to Bonds, any financial arrangement (i) which is entered into by the Issuer with an entity that is a Qualified Swap Provider at the time the arrangement is entered into, (ii) which is a cap, floor or collar; forward rate; future rate; swap (such swap may be based on an amount equal either to the principal amount of such Bonds of the Issuer as may be designated or a notional principal amount relating to all or a portion of the principal amount of such Bonds); asset, index, price or market-linked transaction or agreement; other exchange or rate protection transaction agreement; other similar transaction (however designated); or any combination thereof; or any option with respect thereto, in each case executed by the Issuer for the purpose of moderating interest rate fluctuations, reducing debt service costs or creating either fixed interest rate Bonds or variable interest rate Bonds on a synthetic basis or otherwise, or other similar financial transaction, and (iii) which has been designated in writing to the Trustee by an Authorized Officer of the Issuer as a Qualified Swap with respect to such Bonds.

**Qualified Swap Payment** shall mean any payment required to be made by the Issuer under a Qualified Swap, such payment to be made only from the Subordinated Indebtedness Fund.

**Qualified Swap Provider** shall mean an entity whose senior long term obligations, other senior unsecured long term obligations, financial program rating, counterparty rating, or claims paying ability, or whose payment obligations under an interest rate exchange agreement are guaranteed by an entity whose senior long term debt obligations, other senior unsecured long term obligations, financial program rating, counterparty rating, or claims paying ability, are rated at least as high as the third highest Rating Category of each Rating Agency then maintaining a rating for the Qualified Swap Provider.

**Rating Agency** shall mean each nationally recognized statistical rating organization then maintaining a rating on the Bonds at the request of the Issuer.

**Rating Category** shall mean one of the generic rating categories of any Rating Agency without regard to any refinement or gradation of such rating by a numerical modifier or otherwise.

**Rating Confirmation** shall mean evidence that no rating then in effect from a Rating Agency will be withdrawn or reduced solely as the result of an action to be taken under the Resolution; provided, however, that no action requiring Rating Confirmation shall be undertaken unless at least one Rating Agency at that time maintains a rating on Bonds.

**Rebate Amount** shall mean, with respect to each Series of Bonds, the amount equal to the rebatable arbitrage and any income attributable to the rebatable arbitrage as required by the Code.

**Record Date** shall mean with respect to any Interest Payment Date, unless the applicable Supplemental Resolution authorizing a particular Series of Bonds provides otherwise with respect to Bonds of such Series, the fifteenth (15th) day of the calendar month next preceding such Interest Payment Date; provided, however, with respect to any Interest Payment Date for the Series 2017 Bonds, the Record Date shall be the last day of the calendar month preceding such Interest Payment Date.

**Redemption Date** shall mean the date upon which Bonds are to be called for redemption pursuant to the Resolution.

**Redemption Price** shall mean, with respect to any Bonds, the principal amount thereof plus the applicable premium, if any, payable upon the redemption thereof.

**Refunding Bonds** shall mean all Bonds, whether issued in one or more Series of Bonds, authenticated and delivered pursuant to the Standard Resolution Provisions, on original issuance pursuant to the Standard Resolution Provisions, and any Bonds thereafter authenticated and delivered in lieu of or in substitution for such Bonds pursuant to the Standard Resolution Provisions.

**Regulations** shall mean the Income Tax Regulations promulgated by the Department of the Treasury of the United States of America from time to time.

**Reimbursement Obligation** has the meaning provided in the Standard Resolution Provisions.

**Requisition** shall mean any instructions as deemed necessary and delivered by the Director of the Budget to the Issuer, providing for the payment of Bond proceeds to the State or any other entity.

**Revenues** shall mean (i) all amounts appropriated and paid to the Issuer or the Trustee from the Revenue Bond Tax Fund pursuant to Section 92-z and the Financing Agreement, constituting Financing Agreement Payments, (ii) any other amounts appropriated and paid by the State to the Issuer or received from any other source by the Issuer and pledged by the Issuer as security for the payment of Bonds, and (iii) interest received or to be received on any moneys or securities held pursuant to the Resolution.

**Revenue Bond Tax Fund** shall mean the fund established by Section 92-z.

**Section 92-z** shall mean section 92-z of the State Finance Law, as it may be hereafter amended or supplemented from time to time.

**Section 68-a** shall mean section 68-a of the State Finance Law, as it may be hereafter amended or supplemented from time to time.

**Section 68-b** shall mean section 68-b of the State Finance Law, as it may be hereafter amended or supplemented from time to time.

**Section 68-c** shall mean section 68-c of the State Finance Law, as it may be hereafter amended or supplemented from time to time.

**Securities Depository** shall mean a recognized securities depository selected by the Issuer to maintain a book-entry system in respect to all or any portion of a Series of Bonds (including, as appropriate, any nominee thereof), and shall include any substitute for or successor to the Securities Depository initially acting as Securities Depository.

**Series** shall mean all of the Bonds authenticated and delivered on original issuance and denominated as part of the same series, and thereafter delivered in lieu of or in substitution of such Bonds pursuant to the Standard Resolution Provisions regardless of variations in maturity, interest rate, Sinking Fund Installments or other provisions.

**Sinking Fund Installment** shall mean, with respect to any Series of Bonds, as of any date of calculation and with respect to any Bonds of such Series, the amount of money required by the applicable Supplemental Resolution pursuant to which such Bonds were issued, to be paid in all events by the Issuer on a single future date for the retirement of any Outstanding Bonds of said Series which mature after said

future date, but does not include any amount payable by the Issuer by reason only of the maturity of such Bond.

**State** shall mean the State of New York.

**State Fiscal Year** shall mean the fiscal year of the State as set forth in the State Finance Law.

**State Legislature** shall mean the Legislature of the State of New York.

**State Revenue Bonds** shall mean any notes, bonds or other obligations to be issued or incurred by the State or by a public corporation of the State on behalf of the State in accordance with a hereinafter enacted amendment to the State Constitution, payments with respect to which (i) are payable from specified, dedicated revenues and (ii) do not require an appropriation by the State Legislature in order to be made.

**Subordinated Indebtedness** shall mean any bond, note or other indebtedness authorized by Supplemental Resolution or other resolution of the Issuer and designated as constituting "Subordinated Indebtedness" in a certificate of an Authorized Officer of the Issuer delivered to the Trustee, which shall be payable and secured in a manner permitted by the Resolution, and any lien on and pledge of any portion of the Pledged Property securing Subordinated Indebtedness shall be junior and inferior to the lien on and pledge of the Pledged Property created in the Resolution for the payment of the Bonds and Parity Reimbursement Obligations.

**Supplemental Resolution** shall mean any resolution supplemental to or amendatory of the Resolution adopted by the Issuer in accordance with the Resolution and, except as the context may otherwise require, including any related Certificate of Determination.

**Tax Law** shall mean the tax law constituting Chapter 60 of the consolidated laws of the State.

**Taxable Bonds** shall mean any Bonds which are not Tax-Exempt Bonds.

**Tax-Exempt Bonds** shall mean any Bonds the interest on which is intended by the Issuer to be generally excluded from gross income for federal income tax purposes and which are designated as Tax-Exempt Bonds in the Supplemental Resolution authorizing such obligations.

**Trustee** shall mean a trustee appointed by the Issuer or as otherwise provided in the Resolution, its successor and assigns, and any other corporation or association which may at any time be substituted in its place as provided in the Resolution.

**Valuation Date** shall mean (i) with respect to any Capital Appreciation Bonds, the date or dates set forth in the Supplemental Resolution authorizing such Bond on which specific Accreted Values are assigned to such Capital Appreciation Bonds, and (ii) with respect to any Deferred Income Bonds, the date or dates on or prior to the Interest Commencement Date set forth in the Supplemental Resolution authorizing such Bonds on which specific Appreciated Values are assigned to the Deferred Income Bonds.

**Variable Interest Rate Bonds** shall mean Bonds which bear a variable interest rate but does not include any Bond which, during the remainder of the term thereof to maturity, bears interest at a fixed rate. The method of computing such variable interest rate shall be specified in the Supplemental Resolution authorizing such Series of Bonds.

*(Section A-101)*



## **The Resolution to Constitute Contract**

In consideration of the purchase and acceptance of any and all of the Bonds and Parity Reimbursement Obligations authorized to be issued or incurred under the Resolution by those who shall hold the same from time to time, the Resolution shall be deemed to be and shall constitute a contract between the Issuer and the Holders from time to time of the Bonds and Parity Reimbursement Obligations; and the pledge made in the Resolution and the covenants and agreements therein set forth to be performed on behalf of the Issuer shall be for the equal benefit, protection and security of the Holders of any and all of the Bonds and Parity Reimbursement Obligations, all of which, regardless of the time or times of their issue or maturity, shall be of equal rank without preference, priority or distinction of any of the Bonds or Parity Reimbursement Obligations over any other thereof except as expressly provided in or permitted by the Resolution.

*(Section A-104)*

## **General Provisions for Issuance of Bonds**

The issuance of Bonds of a Series or subseries shall be authorized by the Resolution and a Supplemental Resolution or Resolutions adopted at the time of or subsequent to the adoption of the Resolution and which shall be subject to the express limitations of the Resolution. The Bonds of a Series or subseries authorized to be issued shall be executed in accordance with the Standard Resolution Provisions and delivered to the Trustee. Such Series of Bonds or subseries shall be authenticated or otherwise delivered by the Trustee from time to time in such amounts as directed by the Issuer and by it delivered to or upon the order of the Issuer upon receipt of the consideration therefor and upon delivery to the Trustee of:

(A) a copy of the Resolution and the Supplemental Resolution authorizing such Series which, among other things, shall specify the following items (or the manner of determining such items prior to the delivery of the Bonds):

1. The authorized principal amount, designation and Series of such Bonds;
2. The purposes for which such Series of Bonds are being issued, which shall be one or more of the following (a) one or more of the Authorized Purposes permitted by the Enabling Act, or (b) the refunding of Bonds as provided in the Standard Resolution Provisions;
3. The date or dates, and the maturity date or dates and principal amounts of each maturity of the Bonds of such Series;
4. The amount, or the method for determining such amount, and due date of each Sinking Fund Installment, if any, for Bonds of such Series;
5. The Record Date or Record Dates of Bonds of such Series for which the Record Date or Record Dates is other than the fifteenth (15th) day of the calendar month next preceding an Interest Payment Date for such Bonds;
6. If the Bonds of such Series are interest bearing Bonds, the interest rates of the Bonds of such Series and the Interest Payment Dates therefor;
7. If Bonds of such Series are Capital Appreciation Bonds, the Valuation Dates for such Bonds and the Accreted Value on each such Valuation Date;

8. If Bonds of such Series are Deferred Income Bonds, the Interest Commencement Date for such Obligations, the Valuation Dates prior to the Interest Commencement Date for such Bonds and the Appreciated Value on each such Valuation Date;
9. If Bonds of such Series are Capital Appreciation Bonds or Deferred Income Bonds, the manner in which and the period during which principal and interest shall be deemed to accrue on such Bonds;
10. If Bonds of such Series are Variable Interest Rate Bonds, the maximum interest rate, if any, or the method of calculating such maximum rate for such Bonds, and the provisions, if any, as to the calculation or change of variable interest rates;
11. If Bonds of such Series are Put Bonds, provisions regarding tender for purchase or redemption thereof and payment of the purchase or Redemption Price thereof;
12. The denomination or denominations of, and the manner of dating, numbering and lettering, the Bonds of such Series;
13. The Paying Agent or Paying Agents, if any, and the place or places of payment of the principal, Sinking Fund Installments, if any, or Redemption Price, if any, of and interest on the Bonds of such Series;
14. The redemption provisions, if any, applicable to the Bonds of such Series;
15. Provisions for time, place and manner of sale or exchange of the Bonds of such Series;
16. Any material change to the form of the Bonds of such Series and the form of the Trustee's certificate of authentication thereon from the forms set forth in Exhibit One to the Resolution. Except as otherwise provided pursuant to a Supplemental Resolution, all of the Bonds of each Series shall be in fully registered form without coupons;
17. Directions for the application of the proceeds of the Bonds of such Series;
18. To the extent applicable, direction to deliver such Series of Bonds in book-entry form to the extent materially different from the provisions of the Standard Resolution Provisions;
19. To the extent applicable, the provisions relating to (a) any Credit Facility, Qualified Swap or other similar financial arrangement entered into in connection with the issuance of the Bonds of such Series and (b) the obligations payable thereunder; and
20. Any other provision deemed advisable by an Authorized Officer of the Issuer, not in conflict with the provisions of the Resolution or of the applicable Supplemental Resolution.

An Authorized Officer of the Issuer to whom a Supplemental Resolution has delegated the power to determine any of the foregoing shall execute a Certificate of Determination evidencing such determinations or other actions taken pursuant to such delegation, and such Certificate of Determination shall be conclusive evidence of the determinations or actions of such Authorized Officer as to the matters stated therein. The matters set forth in any such Certificate of Determination shall have the same effect as if set forth in the related Supplemental Resolution;

(B) Counsel's Opinion in customary form to the effect that (i) the Issuer has the right and power under the Acts to adopt the Resolution, and the Resolution has been duly and lawfully adopted by the Issuer, is in full force and effect and is valid and binding upon the Issuer and enforceable in accordance with its terms, and no other authorization for the Resolution is required, (ii) the Resolution creates the valid pledge to the payment of the Bonds of the Pledged Property which it purports to create pursuant to the Standard Resolution Provisions, subject to the provisions of the Resolution permitting the withdrawal, payment, setting apart or appropriation thereof for the purposes and on the terms and conditions set forth in the Resolution, and (iii) upon the execution and delivery thereof and upon authentication by the Trustee, the Bonds of such Series will be valid and binding, special obligations of the Issuer payable as provided in, and enforceable in accordance with their terms and the terms of, the Resolution and entitled to the benefits of the Acts and the Resolution, and such Bonds have been duly and validly authorized and issued in accordance with law, including the Acts, as amended to the date of such Counsel's Opinion, and in accordance with the Resolution;

(C) A certificate of an Authorized Officer of the Issuer stating that upon the delivery of the Bonds of such Series, the Issuer will not be in default in the performance of any of the terms, provisions or covenants of the Resolution or of any of the Bonds; provided, however, that solely with respect to Refunding Bonds being delivered on original issuance pursuant to the Standard Resolution Provisions, such certificate shall not be a condition to the authentication and delivery of such Refunding Bonds if and to the extent that a certificate of an Authorized Officer of the Issuer is delivered stating that upon the delivery of such Refunding Bonds the Issuer will no longer be in default in the performance of the terms, provisions or covenants of the Resolution or of any of the Bonds as specified in such certificate;

(D) A certificate of an Authorized Officer of the State stating that (i) to the best of such Authorized Officer's knowledge, no event of default under any Financing Agreements has occurred and is continuing nor will an event of default under any Financing Agreements occur as a result of the issuance of such Bonds, and (ii) the approval of the Director of the Budget for such financing;

(E) A copy of the Certificate of Determination, if any, executed in connection with such Series of Bonds;

(F) To the extent authorized by the Issuer pursuant to a Supplemental Resolution, one or more Credit Facilities with respect to any Series of Bonds and any agreements deemed necessary in connection therewith;

(G) A written order of an Authorized Officer of the Issuer as to the delivery of such Series of Bonds, describing such Bonds to be delivered, designating the purchaser or purchasers to whom such Bonds are to be delivered and stating the consideration for such Bonds;

(H) A certificate of an Authorized Officer of the Issuer setting forth the amount of money, if any, to be deposited into the Debt Service Fund, equal to (a) the amount of capitalized interest funded with the proceeds of the Bonds of such Series, if any, and (b) the sum of the interest on the Bonds of such Series from the date of the Bonds of such Series to the date of delivery thereof;

(I) Any amounts (in the form of cash or Investment Obligations) required to be deposited with the Trustee at the time of issuance and delivery of the Bonds of such Series;

(J) Copies of the Financing Agreement applicable to such Series of Bonds; and

(K) Such further documents and moneys as are required by the provisions of the Standard Resolution Provisions or any Supplemental Resolution adopted pursuant to the Standard Resolution Provisions.

The Issuer may authorize by Supplemental Resolution the issuance of Capital Appreciation Bonds, Deferred Income Bonds, Variable Interest Rate Bonds, Put Bonds or any other form of Bond not in conflict with the provisions of the Resolution or of the applicable Supplemental Resolution.

The Issuer may authorize by Supplemental Resolution such other provisions relating to a Series of Bonds as are permitted by the Resolution.

The Bonds shall not be a debt of the State and the State shall not be liable thereon, nor shall they be payable out of any funds other than those of the Issuer pledged therefor pursuant to the Resolution.

*(Section A-201)*

### **Special Provisions for Additional Bonds**

After the issuance of the initial Series of Bonds, one or more Series of Additional Bonds may be authorized and delivered upon original issuance for any Authorized Purpose, including payment of Costs of a Project and the refunding of Prior Obligations or Bonds or Parity Reimbursement Obligations or other indebtedness, upon receipt by the Trustee, in addition to any applicable requirements of the Standard Resolution Provisions, of the following:

1. A certificate by the Director of the Budget setting forth the most recent collections for any 12 consecutive calendar months ended not more than six months prior to the date of such certificate, of the taxes, fees, fines, penalties, or other monies which, as of the date of issuance of any such Series of Bonds, are levied, collected or imposed by or on behalf of the State and are required to be deposited into the Revenue Bond Tax Fund; provided, however, that if any taxes, fees, fines, penalties or other monies that are required to be deposited into such account were not so required to be deposited for all of such 12 calendar months, such certificate may nevertheless include the full amount of all such taxes, fees, fines, penalties, or other monies actually collected for such 12 calendar months;

2. (I) A certificate by an Authorized Officer of the Issuer setting forth the Calculated Debt Service on all Outstanding Bonds, including such Series of Additional Bonds to be issued and any additional amounts payable with respect to Parity Reimbursement Obligations for each State Fiscal Year for which such Bonds or Parity Reimbursement Obligations are Outstanding and (II) a certificate of the Director of the Budget, including the amount of Calculated Debt Service set forth in the certificate required by clause (2)(I) of this paragraph (based upon information furnished by each applicable Authorized Issuer pursuant to the related financing agreement), setting forth the calculated debt service (calculated in the same manner as Calculated Debt Service for Bonds and Parity Reimbursement Obligations) shall be made with respect to all Authorized Issuers that have issued bonds or parity reimbursement obligations pursuant to the Enabling Act, which bonds or parity reimbursement obligations are secured by payments to be made from the Revenue Bond Tax Fund for each State Fiscal Year for which such bonds or parity reimbursement obligations are outstanding; and

3. A certificate by the Director of the Budget stating that the amounts set forth pursuant to paragraph 1 above will be at least 2.0 times the maximum calculated debt service (calculated in the same manner as Calculated Debt Service for Bonds and Parity Reimbursement

Obligations) for all Authorized Issuers set forth in paragraph 2(II) above for any State Fiscal Year set forth pursuant to paragraph (2)(II) above.

*(Section A-202)*

## **Refunding Bonds**

One or more Series of Refunding Bonds may be authenticated and delivered to refund all Outstanding Bonds of one or more Series of Bonds or Parity Reimbursement Obligations or any portion of a Series of Outstanding Bonds or Parity Reimbursement Obligations, or any outstanding Prior Obligations, in each case including all or any portion of a maturity. The Issuer may issue Refunding Bonds of a Series in an aggregate principal amount sufficient, together with other moneys available therefor, to accomplish such refunding (including by redemption, payment at maturity or in connection with exchanges or tenders) and to make such deposits required by the provisions of this section and of the Supplemental Resolution authorizing such Series of Refunding Bonds.

(A) In addition to the applicable requirements of the Standard Resolution Provisions, Refunding Bonds of any Series issued to refund Outstanding Bonds or Parity Reimbursement Obligations shall be authenticated by the Trustee or otherwise delivered by the Trustee upon the receipt by the Trustee of:

- (1) If the Bonds to be refunded are to be redeemed, irrevocable instructions from the Issuer to the Trustee, satisfactory to it, to give due notice of redemption of all the Bonds to be refunded on a Redemption Date specified in such instructions;
- (2) If Bonds to be refunded are to be deemed paid, evidence of due publication of the notice provided for in the Standard Resolution Provisions to the Holders of the Bonds being refunded;
- (3) If Bonds to be refunded are to be deemed paid, either or both of
  - (i) moneys in an amount sufficient to effect payment of the principal at the maturity date therefor (or on exchange or tender) or the Redemption Price on the applicable Redemption Date of the Bonds to be refunded, together with accrued interest on such Bonds to the maturity or Redemption Date, which money shall be held by the Trustee or any one or more of the Paying Agents in a separate account irrevocably in trust for and assigned to the respective Holders of the Bonds to be refunded, and
  - (ii) Government Obligations in such principal amounts, of such maturities, bearing such interest and otherwise having such terms and qualifications, as shall be necessary to comply with the provisions of the Standard Resolution Provisions, which Government Obligations and moneys shall be held in trust and used only as provided in the Standard Resolution Provisions; and
- (4) Either (i) a certificate of an Authorized Officer of the Issuer (a) setting forth (A) the greatest amount of Calculated Debt Service on all Outstanding Bonds and Parity Reimbursement Obligations for any future State Fiscal Year during the term of the Bonds (including the Refunding Bonds then proposed to be issued but excluding the Bonds or Parity Reimbursement Obligations to be refunded or purchased) and (B) the greatest amount of Calculated Debt Service on all Outstanding Bonds and Parity Reimbursement Obligations for any future State Fiscal Year during the term of the Bonds as calculated

immediately prior to the issuance of the Refunding Bonds (including the Bonds or Parity Reimbursement Obligations to be refunded or purchased but excluding the Refunding Bonds) and (b) stating that the greatest amount of Calculated Debt Service on all Outstanding Bonds and Parity Reimbursement Obligations for any future State Fiscal Year during the term of the Bonds set forth pursuant to (A) above is not greater than the greatest amount of Calculated Debt Service on all Outstanding Bonds and Parity Reimbursement Obligations for any future State Fiscal Year during the term of the Bonds set forth pursuant to (B) above; or (ii) the certificates required by the Standard Resolution Provisions with respect to such Series of Refunding Bonds, considering for all purposes of such certificate that the Refunding Obligations then proposed to be issued will be Outstanding but the Bonds or Parity Reimbursement Obligations to be refunded will no longer be Outstanding.

(B) In addition to the applicable requirements of the Standard Resolution Provisions, Refunding Bonds of any Series issued to refund in whole or in part any Prior Obligations shall be authenticated or otherwise delivered by the Trustee upon the receipt by the Trustee of the certificates required to be delivered in connection with the issuance of Additional Bonds in the Standard Resolution Provisions; and shall otherwise comply with any applicable requirements in connection with a refunding set forth in the resolutions which authorized the issuance of such Prior Obligations.

(C) The proceeds, including accrued interest, of such Refunding Bonds shall be applied simultaneously with the delivery of such Refunding Bonds in the manner provided in or determined in accordance with the Supplemental Resolution authorizing such Refunding Bonds or the related Certificate of Determination.

*(Section A-203)*

### **Credit Facilities; Qualified Swaps and other similar arrangements; Parity Reimbursement Obligations**

The Issuer may include such provisions in a Supplemental Resolution or related Certificate of Determination authorizing the issuance of a Series of Bonds secured by a Credit Facility as the Issuer deems appropriate, including:

So long as the Credit Facility is in full force and effect, and payment on the Credit Facility is not in default and the provider of the Credit Facility is qualified to do business in the State, and (a) no proceeding shall have been instituted in a court having jurisdiction in the premises seeking a decree or order for relief in respect of the provider of the Credit Facility in an involuntary case under any applicable bankruptcy, insolvency or other similar law now or hereafter in effect, or for the appointment of a receiver, liquidator, assignee, custodian, trustee, sequestrator (or other similar official) for the provider of the Credit Facility or for any substantial part of its property or for the winding up or liquidation of the affairs of the provider of the Credit Facility and such proceeding shall remain undismissed or unstayed and in effect for a period of sixty (60) days or such court shall enter a decree or order granting the relief sought in such proceeding, or (b) the provider of the Credit Facility shall not have commenced a voluntary case under any applicable bankruptcy, insolvency or other similar law now or hereafter in effect, shall not have consented to the entry of an order for relief in an involuntary case under any such law, or shall not have consented to the appointment of or taking possession by a receiver, liquidator, assignee, custodian, trustee, sequestrator (or other similar official) for the provider of the Credit Facility or for any substantial part of its property, or shall not have made a general assignment for the benefit of creditors, or shall not have failed generally to pay its debts as they become due, or shall not have taken any corporate action with respect to any of the foregoing, then, in all such events, the provider of the Credit Facility shall be deemed to be the sole Holder of the Outstanding Bonds the payment of which

such Credit Facility secures when the approval, consent or action of the Bondholders for such Bonds is required or may be exercised under the Resolution, including, without limitation, under the captions “Supplemental Resolutions” and “Amendments”, and following a default under the caption “Defaults and Remedies; Defeasance”, except where the Credit Facilities provide only liquidity support and not credit support.

In the event that the principal, Sinking Fund Installments, if any, and Redemption Price, if applicable, and interest due on any Bonds Outstanding, or the purchase price of puts in connection with such Bonds, shall be paid under the provisions of a Credit Facility, all covenants, agreements and other obligations of the Issuer to the Bondholders of such Bonds shall continue to exist and such provider of the Credit Facility shall be subrogated to the rights of such Bondholders in accordance with the terms of such Credit Facility.

(a) In addition, such Supplemental Resolution or related Certificate of Determination may establish such provisions as are necessary (i) to comply with the provisions of each such Credit Facility, (ii) to provide relevant information to the provider of the Credit Facility, (iii) to provide a mechanism for paying Principal Installments and interest on such Series of Bonds under the Credit Facility, and (iv) to make provision for any events of default or for additional or improved security required by the provider of a Credit Facility.

(b) In connection therewith the Issuer may enter into such agreements with the issuer of such Credit Facility providing for, inter alia: (i) the payment of fees and expenses to such provider for the issuance of such Credit Facility; (ii) the terms and conditions of such Credit Facility and the Series of Bonds affected thereby; and (iii) the security, if any, to be provided for the issuance of such Credit Facility.

(c) The Issuer may secure such Credit Facility by an agreement providing for the purchase of the Series of Bonds secured thereby with such adjustments to the rate of interest, method of determining interest, maturity, or redemption provisions as specified by the Issuer in the applicable Supplemental Resolution. The Issuer may also in an agreement with the provider of such Credit Facility agree to directly reimburse such issuer for amounts paid under the terms of such Credit Facility, together with interest thereon (the “Reimbursement Obligation”) solely from Pledged Property; provided, however, that no Reimbursement Obligation shall be created, for purposes of the Resolution, until amounts are paid under such Credit Facility. Any such Reimbursement Obligation, which may include interest calculated at a rate higher than the interest rate on the related Bond, may be secured by a pledge of, and a lien on, Pledged Property on a parity with the lien created by the Resolution, but only to the extent principal amortization requirements with respect to such reimbursement are equal to the amortization requirements for such related Bonds, without acceleration. Any Reimbursement Obligation conforming with the provisions of the previous sentence shall be deemed a “Parity Reimbursement Obligation”. Parity Reimbursement Obligations shall not include any payments of any fees, expenses, indemnification, or other obligations to any such provider, or any payments pursuant to term-loan or other principal amortization requirements in reimbursement of any such advance that are more accelerated than the amortization requirements on such related Bonds. Parity Reimbursement Obligations may be evidenced by Bonds designated as “Bank Bonds.” Any such Parity Reimbursement Obligation shall be deemed to be a part of the Series of Bonds to which the Credit Facility which gave rise to such Parity Reimbursement Obligation relates.

(d) Any such Credit Facility shall be for the benefit of and secure such Series of Bonds or portion thereof as specified in the applicable Supplemental Resolution.

(e) In connection with the issuance of a Series of Bonds or at any time thereafter so long as a Series of Bonds remains Outstanding, the Issuer also may enter into Qualified Swaps or, to the extent

from time to time permitted pursuant to law, other similar arrangements if the Issuer determines that such Qualified Swaps or other similar arrangements will assist the Issuer in more effectively managing its interest costs. To the extent provided in a Supplemental Resolution or related Certificate of Determination, the Issuer's obligation to pay Qualified Swap Payments under any Qualified Swap may be secured by a pledge of, and a lien on, the Subordinated Payment Fund. Qualified Swap Payments may include any payments of any termination or other fees, expenses, indemnification or other obligations to a Qualified Swap Provider, or any payments that represent payment of interest thereunder in advance of the payment of interest on the Bonds to which such Qualified Swap relates.

(f) Parity Reimbursement Obligations shall not be a debt of the State and the State shall not be liable thereon, nor shall Parity Reimbursement Obligations be payable out of any funds other than those of the Issuer pledged therefor pursuant to the Resolution.

*(Section A-204)*

### **Bond Anticipation Notes**

Whenever the Issuer shall have, by Supplemental Resolution, authorized the issuance of a Series of Bonds, the Issuer, subject to certain special provisions for additional bonds under the Standard Resolution Provisions, may by adoption of a Supplemental Resolution authorize the issuance of Bond Anticipation Notes in anticipation of the issuance of such authorized Series of Bonds, in a principal amount not exceeding the principal amount of the Bonds of such Series so authorized. The principal of and premium, if any, and interest on such Bond Anticipation Notes and any renewals of such Bond Anticipation Notes shall be payable only from (i) the proceeds of any renewals of such Bond Anticipation Notes issued to repay such Bond Anticipation Notes, (ii) the proceeds of the sale of the Series of Bonds in anticipation of which such Bond Anticipation Notes are issued, (iii) any amounts provided by the State and/or the federal government expressly for payment of such Bond Anticipation Notes, or (iv) the proceeds of such Bond Anticipation Notes deposited in any Fund or account under the Resolution. Such proceeds and other amounts set forth in clauses (i), (ii), (iii) and (iv) may be pledged for the payment of the principal of and premium, if any, and interest on such Bond Anticipation Notes and any such pledge shall have priority over any other pledge created by the Resolution. In any case, such Bond Anticipation Notes shall be retired or provision shall be made for their retirement not later than the date of authentication and delivery of the Series of Bonds in anticipation of which they are issued. The proceeds of the sale of Bond Anticipation Notes, other than renewals thereof, shall be applied to the purposes for which the Bonds in anticipation of which such Bond Anticipation Notes are authorized and shall be deposited in the appropriate Fund or account established by the Resolution for such purposes and, if so provided in the resolution authorizing renewals of Bond Anticipation Notes issued to pay outstanding Bond Anticipation Notes, applied directly to such payment. Interest earned on any amounts on deposit in any Fund or account under the Resolution representing the proceeds of any Bond Anticipation Notes shall be applied in the manner set forth in the Supplemental Resolution authorizing such Bond Anticipation Notes or the related Certificate of Determination.

*(Section A-205)*

### **Additional Obligations**

The Issuer reserves the right to issue bonds, notes or any other obligations or otherwise incur indebtedness pursuant to other and separate resolutions or agreements of the Issuer, so long as such bonds, notes or other obligations are not, or such indebtedness is not, except as provided in the Resolution, entitled to a charge, lien or right prior or equal to the charge or lien on the Pledged Property created by the Resolution, or prior or equal to the rights of the Issuer and Holders of Bonds.

*(Section A-206)*



## **Redemption at the Election of the Issuer; Redemption other than at Issuer's Election; Selection of Bonds to be Redeemed**

In the case of any redemption of Bonds of a Series at the election of the Issuer, such Bonds may be redeemed at the option of the Issuer as provided in the Supplemental Resolution authorizing such Bonds. In exercising such option, the Issuer shall give written notice to the Trustee and any Paying Agent of its election to redeem, including the Series designation, the principal amounts and the maturities of such Bonds so elected. The Series designation, maturities and principal amounts thereof to be redeemed shall be determined by the Issuer in its sole discretion, subject to any limitations with respect thereto contained in the Resolution. Such notice shall be given to the Trustee at least forty-five (45) days prior to the date on which the Bonds of such Series are to be redeemed, or such fewer number of days as shall be acceptable to the Trustee.

Whenever by the terms of the Resolution, Bonds are required to be redeemed otherwise than at the election of the Issuer, the Trustee shall select the Bonds to be redeemed, give the notice of redemption and pay out of money available therefor the Redemption Price to the appropriate Paying Agents in accordance with the terms of the Standard Resolution Provisions. The Trustee shall have no liability in making such selection.

In the event of redemption of less than all of the Outstanding Bonds of a Series and maturity, the Trustee shall assign to each such Outstanding Bond of such Series and maturity or portion of a maturity to be redeemed a distinctive number for each unit of the principal amount of such Bond equal to the lowest denomination in which the Bonds of such Series are authorized to be issued and shall select by lot, using such method of selection as it shall deem proper in its discretion, from the numbers assigned to such Bonds as many numbers as, at such unit amount equal to the lowest denomination in which the Bonds of such Series are authorized to be issued for each number, shall equal the principal amount of such Bonds to be redeemed. In making such selections the Trustee may draw such Bonds by lot (i) individually or (ii) by one or more groups, the grouping for the purpose of such drawing to be by serial numbers (or, in the case of Bonds of a denomination of more than the lowest denomination in which the Bonds of such Series are authorized to be issued, by the numbers assigned thereto as provided in the Standard Resolution Provisions) which end in the same digit or in the same two digits. In case, upon any drawing by groups, the total principal amount of Bonds of such Series drawn shall exceed the amount to be redeemed, the excess may be deducted from any group or groups so drawn in such manner as the Trustee may determine. The Trustee may in its discretion assign numbers to aliquot portions of such Bonds and select part of any such Bonds for redemption.

*(Sections A-402, A-403, and A-404)*

## **The Pledge Effected by the Resolution**

The Bonds are special obligations of the Issuer payable solely from the sources set forth in this section. There is pledged for the payment of the principal and Redemption Price of, interest on, and Sinking Fund Installments for, the Bonds and of Parity Reimbursement Obligations, in accordance with their terms and the provisions of the Resolution, subject only to the provisions of the Resolution permitting the application thereof (and to the provisions authorizing Subordinated Indebtedness in the Resolution) for the purposes and on the terms and conditions set forth in the Resolution, all right, title and interest of the Issuer in the Pledged Property. Such pledge is for the equal and proportionate benefit and security of all and singular the present and future Holders of Bonds and obligees of Parity Reimbursement Obligations issued and to be issued under the Resolution, without preference, priority or distinction, except as otherwise provided in the Standard Resolution Provisions, of any one Bond or Parity Reimbursement Obligation over any other Bond or Parity Reimbursement Obligations, by reason of priority in the issue, sale or negotiation thereof or otherwise. The pledge and lien created by the

Resolution for the Bonds and Parity Reimbursement Obligations shall be superior in all respects to any pledge or lien now or hereafter created for indebtedness or other obligations secured by the Subordinated Payment Fund.

The Issuer represents and warrants that under the Enabling Act (i) the pledge set forth in the first paragraph of this section is and shall be valid and binding from and after the date of issuance and delivery of the first Series of Bonds, and the items set forth in such pledge are and shall be immediately subject to the lien of such pledge without any physical delivery thereof or further act and the lien of such pledge is and shall be valid and binding as against all parties having claims of any kind in tort, contract or otherwise against the Issuer irrespective of whether such parties have notice thereof; and (ii) neither the Resolution nor any other instrument need be recorded or filed to protect the pledge set forth in the aforementioned section.

The revenues, facilities, properties and any and all other assets of the Issuer, or of any subsidiary thereof, other than the Pledged Property, shall not be used for, or as a result of any court proceeding or otherwise, applied to the payment of the principal, Sinking Fund Installments, if any, and Redemption Price, of and interest on the Bonds, and under no circumstances shall the aforementioned be available for such purpose, nor shall there be any recourse against any other assets, revenues or funds of or other payments due to the Issuer, other than the Pledged Property.

The State has no obligation to continue the imposition of the taxes or the sources of any other funds deposited in the Revenue Bond Tax Fund pursuant to Section 92-z, nor to maintain such taxes or the sources of any other funds at any minimum level, and moneys in the Revenue Bond Tax Fund are not pledged to the payment of the Bonds or Parity Reimbursement Obligations prior to appropriation and transfer to the Issuer or the Trustee.

The obligation of the Comptroller under Section 92-z with respect to moneys on deposit in the Revenue Bond Tax Fund are subject to the rights of holders of debt of the State.

Nothing contained in this section shall be deemed a limitation upon the authority of the Issuer to issue bonds, notes or other obligations under the Issuer Act secured by other income and funds other than the Pledged Property.

*(Section A-501)*

### **Payment of Bonds**

The Issuer shall duly and punctually pay or cause to be paid the principal, Sinking Fund Installments, if any, Redemption Price of, and interest on every Bond, at the dates and places and in the manner set forth in the Bonds according to the true intent and meaning thereof.

*(Section A-601)*

### **Extension of Payment of Bonds**

The Issuer shall not directly or indirectly extend or assent to the extension of the maturity of any of the Bonds or the time of payment of any claims for interest by the purchase or funding of such Bonds or claims for interest or by any other arrangement and, in case the maturity of any of the Bonds or the time for payment of any claims for interest shall be extended, such Bonds or claims for interest shall not be entitled, in case of any default under the Resolution, to the benefit of the Resolution or to any payment out of any assets of the Issuer or the Funds and accounts (except Funds and accounts held in trust for the payment of particular Bonds or claims for interest pursuant to the Resolution) held by the Trustee, except subject to the prior payment of the principal of all Bonds issued and Outstanding the maturity of which

has not been extended and of such portion of the accrued interest on the Bonds as shall not be represented by such claims for interest. Nothing in the Resolution shall be deemed to limit the right of the Issuer to issue Refunding Bonds as permitted by the Resolution and by the Issuer Act and such issuance shall not be deemed to constitute an extension of the maturity of the Bonds refunded.

*(Section A-602)*

### **Offices for Servicing Bonds**

The Issuer shall at all times maintain an office or agency in the State, where Bonds may be presented for payment, registration, transfer or exchange and where notices, presentations and demands upon the Issuer in respect of the Bonds or of the Resolution may be served. The Issuer appoints the Trustee as its agent to maintain such office or agency in the State for the registration, transfer or exchange of Bonds, for the authentication of Bonds, and for the payment of Bonds.

*(Section A-603)*

### **Further Assurance**

At any time and all times the Issuer shall, so far as it may be authorized by law, pass, make, do, execute, acknowledge and deliver, all and every such further resolutions, acts, deeds, conveyances, assignments, transfers and assurances as may be necessary or desirable for the better assuring, conveying, granting, assigning and confirming all and singular the Pledged Property pledged or assigned by the Resolution, or intended so to be, or which the Issuer may hereafter become bound to pledge or assign. The Issuer further covenants that it shall use its best efforts, to the extent authorized by law, to cause the Director of the Budget to make and deliver the certificates referred to in the Standard Resolution Provisions at the times required therein and shall cause the amounts so received to be deposited in the appropriate Funds.

*(Section A-604)*

### **Power to Issue Bonds and Pledge Revenues and Other Funds**

The Issuer is duly authorized under the Acts, and all applicable laws to create and issue the Bonds, to adopt the Resolution and to pledge the Pledged Property purported to be pledged by the Resolution in the manner and to the extent provided in the Resolution. Except to the extent otherwise provided in the Standard Resolution Provisions, the Pledged Property is and shall be free and clear of any pledge, lien, charge or encumbrance thereon or with respect thereto prior to, or of equal rank with, the pledge created by the Resolution, and all corporate action on the part of the Issuer to that end has been duly and validly taken. The Bonds and the provisions of the Resolution are and will be the valid and legally enforceable special obligations of the Issuer in accordance with their terms and the terms of the Resolution. The Issuer further covenants that it shall at all times, to the extent permitted by law, defend, preserve and protect the pledge of the Pledged Property and all of the rights of the Bondholders under the Resolution against all claims and demands of all persons whomsoever.

*(Section A-605)*

### **Creation of Liens**

Except in accordance with the provisions of the Standard Resolution Provisions, the Issuer shall not hereafter issue any bonds or other evidences of indebtedness, other than the Bonds, Parity Reimbursement Obligations and Bond Anticipation Notes, secured by an equal or prior pledge of all or any part of the Pledged Property, and shall not create or cause to be created any equal or prior lien or charge on the Pledged Property except as provided in the Resolution; provided, however, that nothing

contained in the Resolution shall prevent the Issuer from issuing (i) evidences of indebtedness payable out of, or secured by a pledge of, Revenues to be derived on and after such date as the pledge of the Revenues provided in the Resolution shall be discharged and satisfied as provided in the Standard Resolution Provisions or (ii) evidences of indebtedness secured by the Subordinated Payment Fund.

*(Section A-606)*

### **Certificate of the Director of the Budget**

In order to assure the maintenance of the Funds and accounts held under the Resolution, not later than thirty days after the submission of the executive budget for the ensuing State Fiscal Year in accordance with the State Constitution, the Issuer shall to the extent authorized by law use its best efforts to enforce the obligation set forth in the Financing Agreement of the Director of the Budget to certify to the Comptroller in accordance with subdivision 5(b) of Section 92-z and the Standard Resolution Provisions a schedule setting forth the following:

(a) The amount of receipts certified and estimated to be deposited on a monthly basis to the Revenue Bond Tax Fund; and

(b) The amount of monthly cash requirements so certified by the Director of the Budget for such State Fiscal Year which shall be at least equal to:

1. all payments of principal, Sinking Fund Installments, if any, and Redemption Price, of Outstanding Bonds due in such State Fiscal Year;
2. the amounts required to pay all interest on Outstanding Bonds (including interest at the Estimated Average Interest Rate for Variable Interest Rate Bonds or under the related Reimbursement Obligation) and any additional amounts due with respect to related Parity Reimbursement Obligations due in such State Fiscal Year;
3. all Issuer Expenses for such State Fiscal Year;
4. all principal of and interest or other amounts payable from the Subordinated Payment Fund and due in such State Fiscal Year;
5. any amounts required to rebate to the Department of the Treasury of the United States of America and not otherwise held in the Funds and accounts under the Resolution;
6. all other payment requirements referred to in the Enabling Act for such State Fiscal Year.

The schedule accompanying the certificate of the Director of the Budget shall also provide for payments as the Director of the Budget deems appropriate to ensure that sufficient funds will be available from the sources, including without limitation revenues derived from the taxes and fees deposited in the Revenue Bond Tax Fund in accordance with Section 92-z, to enable the Issuer to meet its obligations under the Resolution as they become due; provided, however, that such schedule shall require the Comptroller to set aside, on a monthly basis, amounts in the Revenue Bond Tax Fund such that the combined total of (i) the amounts previously set aside and on deposit in the Revenue Bond Tax Fund and (ii) the monthly amounts, as provided for in paragraph (a) above, required to be deposited to the Revenue Bond Tax Fund in such month is not less than one hundred twenty-five percent (125%) of the monthly cash requirements, as provided for in paragraph (b) above, to be paid by the Comptroller to the Trustee, on behalf of the Issuer, in the following month. Financing Agreement Payments shall be paid to the Trustee on or before the fifth Business Day preceding the date on which such payment is due; and

provided, further, that to ensure sufficient funds will be available from the sources just described to meet the Issuer's obligations when due, such schedule shall require the Comptroller to pay (x) all moneys set aside pursuant to subdivision 5 of Section 92-z less (y) the Issuer's estimate of investment earnings available therefor on Funds and accounts established under the Resolution and other amounts available under the Resolution, which such estimate shall be made at least once each calendar month prior to the making of any transfer pursuant to subdivision 5 of Section 92-z.

The Financing Agreement shall require the Director of the Budget to promptly revise or amend such certification and the schedule required to accompany such certification, from time to time, to assure that such certification, together with the accompanying schedule, accurately sets forth any and all amounts required or projected by the Issuer for the purposes and at the times prescribed by subdivision 5 of Section 92-z. The Financing Agreement shall require the Director of the Budget to promptly revise or amend such certification and the accompanying schedule if additional amounts are required to make any payment of principal, Sinking Fund Installments, if any, and Redemption Price of or interest on Bonds or with respect to Parity Reimbursement Obligations.

In any event, whether or not there has been any intervening requirement to revise such certificate under this section, promptly but in no event later than 30 days after the date of the issuance of any Series of Bonds under the Resolution or the issuance of any Parity Reimbursement Obligation, or other evidence of indebtedness payable from the Subordinated Payment Fund or otherwise, the Director of the Budget shall submit a revised certification, together with the accompanying schedule, which accurately sets forth any and all amounts required or projected to be required by the Issuer as of such date for the purposes and at the times prescribed by the terms of this section.

The agreement of the State under Section 68-c shall be deemed executory only to the extent of appropriations available for payments under Section 68-c and no liability on account of any such payment shall be incurred by the State beyond such appropriations.

*(Section A-607)*

#### **Agreement With the Director of the Budget**

The Issuer shall only issue or incur Bonds (including Refunding Bonds), Parity Reimbursement Obligations or other obligations under the Resolution (including obligations incurred pursuant to the Standard Resolution Provisions) with the written approval of the Director of the Budget. The Issuer shall enter into one or more Financing Agreements with the State, acting through the Director of the Budget, as provided in subdivision 1 of Section 68-c providing for the specific manner, timing and amount of payments to be made under Section 68-c and the Resolution. The Issuer shall approve the form and substance of such Financing Agreement with respect to any Series of Bonds prior to or concurrently with the adoption of the applicable Supplemental Resolution and shall use its best efforts, to the extent permitted by law, to take all steps necessary or appropriate to enforce such Financing Agreement and to assure compliance by the State therewith. The Issuer shall not enter into any such Financing Agreement that is not in conformity with the Acts and the Resolution.

*(Section A-608)*

#### **Agreement With the State**

In accordance with the provisions of the Enabling Act and to the extent applicable, the Issuer Act, the Issuer includes in the Resolution, to the fullest extent enforceable under applicable federal and State law, the pledge to and agreement with the Holders of the Bonds, Bond Anticipation Notes, Parity Reimbursement Obligations or other obligations issued or incurred under the Resolution made by the

State and set forth in the Acts that the State will not in any way impair the rights and remedies of such Holders until such Bonds, Bond Anticipation Notes, Parity Reimbursement Obligations and other obligations issued or incurred under the Resolution, together with interest thereon, with interest, if any, on any unpaid installments of interest and all costs and expenses in connection with any action or proceedings by or on behalf of such Holders, are fully met and discharged.

Notwithstanding any other provision of the Resolution, nothing contained in the Acts or the Resolution shall be deemed to restrict the right of the State to amend, repeal, modify or otherwise alter statutes imposing or relating to taxes imposed pursuant to Article 22 of the Tax Law. The Issuer and the Holders of the Bonds, Bond Anticipation Notes, Parity Reimbursement Obligations and other obligations issued under the Resolution expressly agree that it shall be an integral part of the contract arising under the Resolution that no default thereunder occur as a result of the State exercising its right to amend, repeal, modify or otherwise alter any such tax.

*(Section A-609)*

### **Amendment of Financing Agreements**

The Issuer shall not amend, change, modify, alter or terminate any Financing Agreement so as to materially adversely affect the right, security and interest of the Holders of the Outstanding Bonds without the prior written consent of the provider of a Credit Facility, if any, affected thereby, or, in the event that there is no Credit Facility in place with respect to the Series of Bonds affected thereby, without the prior written consent of at least a majority in aggregate principal amount of the Holders of the Bonds then Outstanding and affected thereby; provided, however, that if such modification or amendment will, by its terms, not take effect so long as any Bonds remain Outstanding, the consent of the providers of the Credit Facility, if any, or the Holders of such Bonds shall not be required and such Bonds shall not be deemed to be Outstanding for the purpose of any calculation of Outstanding Bonds under this section. Any Financing Agreement may be amended, supplemented, changed, modified or altered without the consent of the provider of the Credit Facility, if any, or the Holders of Outstanding Bonds to provide changes in connection with the acquisition, construction, reconstruction, rehabilitation, renovation and improvement or otherwise, or the providing, furnishing and equipping of a Project or which may be added to such Project, or to provide for additional Financing Agreement Payments; and any Financing Agreement may be amended, supplemented, changed, modified or altered without such consent to cure any ambiguity, or to correct or supplement any provisions contained in any Financing Agreement, which may be defective or inconsistent with any other provisions contained in the Resolution or in such Financing Agreement and which the Issuer determines will not materially adversely affect the right, security and interest of the Holders of Outstanding Bonds or the provider of a Credit Facility, as the case may be. In no event shall changes relating solely to Projects, including schedules related thereto, be deemed to materially adversely affect such Holders or providers of Credit Facilities. Upon execution by the Issuer of any amendment, a copy thereof certified by the Issuer shall be filed with the Trustee and each provider of the Credit Facility affected thereby.

For the purposes of this section, Bonds shall be deemed to be materially adversely affected by an amendment, change, modification or alteration of any Financing Agreement if the same materially adversely affects or diminishes the rights, security and interest of the Holders of the Bonds or the provider of a Credit Facility, as the case may be. The Issuer may in its discretion determine whether or not, in accordance with the foregoing provisions, Bonds or the right, security and interest of the Holders of Outstanding Bonds or the provider of a Credit Facility, as the case may be, would be materially adversely affected by any amendment, change, modification or alteration, and any such determination shall be binding and conclusive on the provider of a Credit Facility, the Trustee and all Holders of Bonds; and, provided further, however, any such amendments deemed necessary by the Issuer to effect any

assumption, extinguishment and substitution authorized by the Standard Resolution Provisions shall not be deemed to materially adversely affect the Bonds.

For all purposes of this section, the Issuer shall be entitled to rely upon a Counsel's Opinion (a copy of which shall be provided by the Issuer to any provider of a Credit Facility thereby affected), with respect to whether any amendment, change, modification or alteration materially adversely affects the right, security and interest of any Holders of Bonds and any provider of a Credit Facility of a Series then Outstanding.

*(Section A-610)*

### **Enforcement of Duties and Obligations of the State**

The Issuer shall use its best efforts, to the extent permitted by law, to cause the State to perform fully all duties and acts and comply fully with the covenants of the State required by any Financing Agreement in the manner and at the times provided in such Financing Agreement provided, however, that the Issuer may delay, defer or waive enforcement of one or more provisions of said Financing Agreement (other than provisions requiring the payment of moneys to any Fund or account established under the Resolution), if the Issuer determines such delay, deferment or waiver will not materially adversely affect the right, security and interest of the Holders of the Bonds of the applicable Series or the issuer of any Credit Facility.

*(Section A-611)*

### **Reservation of State Rights of Assumption, Extinguishment and Substitution**

It is expressly understood and agreed by the Issuer and the Holders or other obligees of Bonds, Bond Anticipation Notes, Parity Reimbursement Obligations, and other obligations issued or incurred under the Resolution to be an integral part of the contract arising under the Resolution that, in accordance with subdivision 6 of Section 68-c, the State reserves the right, upon amendment of the State Constitution to permit the issuance of State Revenue Bonds, which may be payable from or secured by revenues that include the Revenues pledged under the Resolution, (i) to assume, in whole or in part, the Bonds, Bond Anticipation Notes, Parity Reimbursement Obligations, and other obligations of the Issuer issued or incurred under the Resolution, (ii) to extinguish the existing lien on Pledged Property created under the Resolution, and (iii) to substitute security or source of payment for such Bonds, Bond Anticipation Notes, Parity Reimbursement Obligations, and other obligations issued or incurred under the Resolution, in each case only so long as such assumption, extinguishment and substitution is accomplished in accordance with this section. (Any Bonds paid or deemed to have been paid in accordance with the Standard Resolution Provisions on or before the date of any assumption, extinguishment and substitution shall not be taken into account in determining compliance with the provisions of this section.)

Any such assumption, extinguishment and substitution may be effected if the following provisions are complied with and each such provision shall be a condition precedent to such assumption, extinguishment and substitution:

1. the State shall either (x) fully authorize the assumption and designation of such Bonds, Bond Anticipation Notes, Parity Reimbursement Obligations, or other obligations issued or incurred under the Resolution as State Revenue Bonds or (y) issue or cause to be issued State Revenue Bonds of like principal amounts, maturities, interest rates, terms of redemption and tenor (except as to the substitution of security) in substitution for such Bonds, Bond Anticipation Notes, Parity Reimbursement Obligations, or other obligations; and

2. any State Revenue Bonds resulting from such assumption, extinguishment and substitution shall be secured by revenues that may include all the Revenues securing the Bonds, Bond Anticipation Notes, Parity Reimbursement Obligations, or other obligations issued or incurred under the Resolution as of the day immediately preceding such assumption, extinguishment and substitution, and the provisions of the Enabling Act relating to security for or payment of the Bonds and Parity Reimbursement Obligations shall remain in full force and effect in substantially the form they existed immediately prior to such assumption, extinguishment and substitution and shall not have been amended in connection therewith except to the extent necessary or convenient to permit the Revenues and the Revenue Bond Tax Fund to be sources of payment or security for the State Revenue Bonds or other obligations resulting from such assumption, extinguishment and substitution; provided, however, that in connection with any such assumption, extinguishment and substitution, it is expressly understood and agreed by all Bondholders and all providers of Credit Facilities that the Enabling Act may be amended to delete the transfer from the general fund as set forth in paragraph (b) of subdivision 5 of Section 92-z and paragraph (a) of subdivision 5 of Section 92-z may be amended to delete the requirement that Financing Agreement Payments be appropriated before any moneys held pursuant to such Section 92-z are transferred to the general fund; and
3. any resolution or trust agreement securing the State Revenue Bonds or other obligations resulting from such assumption, extinguishment and substitution shall contain limitations on amendment powers no less restrictive than those set forth in the Standard Resolution Provisions, and shall include events of default to the effect of those contained in the Standard Resolution Provisions and shall grant the remedies contained in the Standard Resolution Provisions, provided that the Comptroller or the Attorney General of the State may serve in the capacity of the Trustee for such purposes and the State or other issuer of State Revenue Bonds may be substituted for the Issuer in the Standard Resolution Provisions, and shall include defeasance provisions no less restrictive than those set forth in the Standard Resolution Provisions; and
4. the State Revenue Bonds or other obligations resulting from such assumption, extinguishment and substitution of Bonds, Bond Anticipation Notes, Parity Reimbursement Obligations, and other obligations issued or incurred under the Resolution shall have the same or superior priority of claim on the revenues securing such obligations as that provided by the Resolution; and
5. any resolution or trust agreement securing the State Revenue Bonds resulting from such assumption, extinguishment and substitution of Bonds, Bond Anticipation Notes, Parity Reimbursement Obligations, and other obligations secured under the Resolution shall contain a covenant of the State substantially to the effect of the covenant contained in the Standard Resolution Provisions; and
6. the Issuer shall furnish the Trustee and any provider of a Credit Facility with a Counsel's Opinion, addressed to each of them, to the effect that the assumption, extinguishment and substitution (A) complies with the provisions of this section and the Enabling Act and (B) will have no adverse effect on the federal or State tax status of interest on the Bonds.

A copy of the provisions of law and documentation effecting any such assumption, extinguishment and substitution pursuant to this section (or brief summary thereof or reference thereto) shall be mailed by the Issuer to such Bondholders and providers of Credit Facilities to the extent affected thereby (but failure to mail such copy and request shall not affect the validity of such assumption, extinguishment and substitution when effected as in this section).



Any such assumption, extinguishment and substitution may be effected if the following provisions are complied with and each such provision shall be a condition precedent to such assumption, extinguishment and substitution:

1. the State shall either (x) fully authorize the assumption and designation of such Bonds, Bond Anticipation Notes, Parity Reimbursement Obligations, or other obligations issued or incurred under the Resolution as State Revenue Bonds or (y) issue or cause to be issued State Revenue Bonds of like principal amounts, maturities, interest rates, terms of redemption and tenor (except as to the substitution of security) in substitution for such Bonds, Bond Anticipation Notes, Parity Reimbursement Obligations, or other obligations; and
2. with respect to all Bonds Outstanding, written consent to such assumption, extinguishment and substitution shall be given as provided in the Resolution by the Holders of at least a majority in principal amount of such Bonds Outstanding at the time such consent is given; and
3. the Issuer shall furnish the Trustee and any provider of a Credit Facility with a Counsel's Opinion, addressed to each of them, to the effect that the assumption, extinguishment and substitution complies with the provisions of this section and the Enabling Act.

A copy of the provisions of law and documentation effecting any such assumption, extinguishment and substitution pursuant to this section (or brief summary thereof or reference thereto) together with a request to the Bondholders indicated above for their consent thereto, shall be mailed by the Issuer to such Bondholders (but failure to mail such copy and request shall not affect the validity of such assumption, extinguishment and substitution when consented to as in this section). No such assumption, extinguishment and substitution pursuant to this subdivision shall be effective unless and until there shall have been filed with the Issuer (i) the written consents of Holders of the percentages of Outstanding Bonds specified in this subdivision, and (ii) the aforementioned Counsel's Opinion. Each such consent of a Bondholder shall be effective only if accompanied by proof of the holding or owning, at the date of such consent, of the Bonds with respect to which such consent is given, which proof shall be such as is permitted by the Standard Resolution Provisions. A certificate or certificates by an Authorized Officer of the Issuer filed with the Issuer that such Authorized Officer has examined such proof and that such proof is sufficient in accordance with the Standard Resolution Provisions shall be conclusive that the consents have been given by the Holders of the Bonds described in such certificate or certificates of such Authorized Officer. Any such consent given by such Holder shall be binding upon such Holder of the Bonds giving such consent and, anything in the Standard Resolution Provisions to the contrary notwithstanding, upon any subsequent Holder of such Bonds and of any Bonds issued in exchange therefor (whether or not such subsequent Holder thereof has notice thereof), unless such consent is revoked in writing by such Holder of such Bonds giving such consent or a subsequent Holder thereof by filing with the Issuer prior to the time when the written statement of the Issuer provided for in this section is filed. The fact that a consent has not been revoked may likewise be proved by a certificate of an Authorized Officer of the Issuer filed with the Issuer to the effect that no revocation thereof is on file. At any time after such Holders of the required percentages of Bonds shall have filed their consents, the Issuer shall make and file with its records relating to the Bonds a written statement that the Holders of such required percentages of Bonds have filed such consents. Such written statement shall be conclusive that such consents have been so filed. At any time thereafter notice, stating in substance that such assumption, extinguishment and substitution have been consented to by the Holders of the required percentages of Bonds and will be effective as provided in this section, may be given to such Bondholders by the Issuer by mailing or causing the mailing of such notice to such Bondholders (but failure to mail such notice shall not prevent such assumption, extinguishment and substitution from becoming effective and binding as in this section) and, in the sole discretion of the Issuer, by publishing the same at least once not more than

ninety (90) days after such Holders of the required percentages of Bonds shall have filed their consents and the written statement of the Issuer above provided for is filed (but failure to publish such notice shall not prevent such assumption, extinguishment and substitution from becoming binding as in this section). If such notice is published, the Issuer shall file with its records relating to the Bonds proof of the publication of such notice and, if the same shall have been mailed to such Bondholders, of the mailing thereof. A transcript consisting of the papers required or permitted by this section to be filed with the Issuer records relating to the Bonds, shall be proof of the matters therein stated. Such assumption, extinguishment and substitution shall be deemed conclusively binding upon the State, the Issuer, the Trustee, and the Holders of all Bonds upon filing with the Issuer records of proof of mailing of such notice or at the expiration of forty (40) days after such filing of the proof of the first publication of such last mentioned notice, if such notice is published, except in the event of a final decree of a court of competent jurisdiction setting aside such assumption, extinguishment and substitution in a legal action or equitable proceeding for such purpose commenced within such forty (40) day period; provided, however, that the Trustee and the Issuer during such forty (40) day period and any such further period during which any such action or proceeding may be pending shall be entitled in its absolute discretion to take such action, or to refrain from taking such action, with respect to such assumption, extinguishment and substitution as it may deem expedient.

Upon the effective date of any such assumption, extinguishment and substitution, then, at the option of the Issuer, the covenants, agreements and other obligations of the Issuer to the Bondholders shall thereupon cease, terminate and become void and be discharged and satisfied. In such event, the Issuer shall execute and file with its records relating to the Bonds all such instruments as may be desirable to evidence such discharge and satisfaction, and the Trustee and any Paying Agents shall pay over or deliver to the Issuer all moneys, securities and funds held by them pursuant to the Resolution which are not required for the payment, or redemption, of Bonds not theretofore surrendered for such payment or redemption.

*(Section A-612)*

### **Accounts and Reports**

The Issuer shall keep or cause to be kept proper books of record and account in which complete and correct entries shall be made of all its transactions relating to all Funds and accounts established by the Resolution which shall at all reasonable times be subject to the inspection of the Holders of an aggregate of not less than twenty-five per cent (25%) in the principal amount of the Bonds then Outstanding or their representatives duly authorized in writing. The Issuer may authorize or permit the Trustee or its duly authorized agents to keep any or all of such books on behalf of the Issuer.

*(Section A-613)*

### **Tax Covenants**

The Issuer shall at all times do and perform all acts and things necessary or desirable in order to assure that interest paid on the Bonds issued as Tax-Exempt Bonds shall be not included in the gross income of the owners thereof for purposes of federal income taxation.

Notwithstanding the foregoing, the Issuer reserves the right, in a Supplemental Resolution authorizing the issuance of obligations, to elect to issue Taxable Bonds.

*(Section A-614)*

## **General**

The Issuer shall do and perform or cause to be done and performed all acts and things required to be done or performed by or on behalf of the Issuer under the provisions of the Acts and the Resolution in accordance with the terms of such provisions.

Upon the date of issuance of any of the Bonds, all conditions, acts and things required by the Constitution and statutes of the State, including the Acts and the Resolution to exist, to have happened and to have been performed precedent to and in the issuance of such Bonds, shall exist, have happened and have been performed and the issue of such Bonds, together with all other indebtedness of the Issuer, shall be within every debt and other limit prescribed by the laws of the State.

*(Section A-615)*

## **Notice as to Event of Default**

The Issuer shall notify the Director of the Budget, the Comptroller, each issuer of a Credit Facility and the Trustee in writing that an “Event of Default”, as such term is defined in the Standard Resolution Provisions, has occurred and is continuing, which notice shall be given within thirty (30) days after the Issuer has obtained actual knowledge thereof; provided, however, that the Issuer shall provide each of the foregoing with immediate notice of any payment default after the Issuer has obtained actual knowledge thereof.

*(Section A-616)*

## **Other Bonds Authorized by the Enabling Act**

The Bonds authorized by the Resolution are authorized by the Enabling Act. All bonds issued pursuant to the Enabling Act, whenever issued and by whichever Authorized Issuer, have equal claim to all moneys available subject to appropriation from the Revenue Bond Tax Fund pursuant to the Enabling Act, and further subject to provisions in the Resolution or other such resolutions authorizing such bonds relating to subordination.

*(Section A-617)*

## **Investment of Funds**

Amounts in the Funds and accounts established by Section 502 of the Resolution may be invested only in Investment Obligations. The Trustee shall make such investments in any Funds or accounts held by the Trustee in accordance with any instructions received from an Authorized Officer of the Issuer. Except as otherwise provided in the resolution authorizing any series of Bond Anticipation Notes, interest earned by the investment of moneys in each Fund or account under the Resolution shall be held, deposited or transferred in accordance with the Resolution. The Trustee shall have no obligation to invest or reinvest amounts as contemplated by the Resolution except upon the direction of an Authorized Officer of the Issuer as to specific investments. Any such direction, if not in writing, shall be promptly confirmed in writing.

Investment Obligations on deposit in the Funds and accounts held under the Resolution shall have maturity dates, or shall be subject to redemption or tender at the option of the Issuer or the Trustee on the respective dates specified by an Authorized Officer of the Issuer, as appropriate, which dates shall be on or prior to the respective dates on which the moneys invested therein are expected to be paid for the purposes of such Funds and accounts. The Issuer, or the Trustee, upon the instructions of an Authorized Officer of the Issuer, shall sell any Investment Obligations held in any Fund or account to the extent

required for payments from such Fund or account. The proceeds of such sales, and of all payments at maturity or upon redemption of such investments, shall be held in the applicable Fund or account to the extent required to meet the requirements of such Fund or account. Losses, if any, realized on Investment Obligations held in any Fund or account shall be debited to such Fund or account. In computing the amount of such Funds and accounts, investments shall be valued at par, or if purchased at other than par, shall be valued at Amortized Value, plus accrued interest. Accrued interest received upon the sale of any Investment Obligation to the extent such amount exceeds any accrued interest paid on the purchase of such Investment Obligation shall be treated as interest earned on such Investment Obligation for purposes of this section.

Nothing in the Resolution shall prevent any Investment Obligations acquired as investments of or security for any Fund, account or subaccount held under the Resolution from being held in book-entry form.

*(Section A-701)*

### **Trustee; Appointment and Acceptance of Duties**

The Trustee shall be appointed in the Supplemental Resolution authorizing the issuance of the first Series of Bonds under the Resolution. The Trustee shall signify its acceptance of the duties and obligations imposed upon it by the Resolution by written instrument of acceptance delivered to the Issuer.

*(Section A-801)*

### **Paying Agents; Appointment and Acceptance of Duties**

The Issuer may, in its discretion, appoint one or more Paying Agents for the Bonds of any Series in the Supplemental Resolution authorizing such Bonds at least one of which shall have an office for the transaction of business in the State, and may at any time or from time to time appoint one or more other Paying Agents in the manner and subject to the conditions set forth in the Standard Resolution Provisions for the appointment of a successor Paying Agent.

Each Paying Agent shall signify its acceptance of the duties and obligations imposed upon it by the Resolution by executing and delivering to the Issuer a written acceptance thereof.

The principal offices of the Paying Agents are designated as the respective offices or agencies of the Issuer for the payment of the principal, Sinking Fund Installments, if any, or Redemption Price of and interest on the Bonds.

*(Section A-802)*

### **Responsibilities of Fiduciaries**

The recitals of fact in the Standard Resolution Provisions and in the Bonds shall be taken as the statements of the Issuer and no Fiduciary assumes any responsibility for the correctness of the same. No Fiduciary makes any representations as to the validity or sufficiency of the Resolution or of any Bonds issued thereunder or in respect of the security afforded by the Resolution, and no Fiduciary shall incur any responsibility in respect thereof. No Fiduciary shall be under any responsibility or duty with respect to (i) the issuance of the Bonds for value, (ii) the application of the proceeds thereof except to the extent the proceeds are received by it in its capacity as Fiduciary, or (iii) the application of any moneys paid to the Issuer or others in accordance with the Resolution except as to the application of any moneys paid to it in its capacity as Fiduciary. No Fiduciary shall be under any obligation or duty to perform any act which would involve it in expense or liability or to institute or defend any suit in respect thereof, or to advance

any of its own moneys, unless properly indemnified. No Fiduciary shall be liable in connection with the performance of its duties under the Resolution except for its own negligence or willful misconduct. Subject to the foregoing, the Issuer may designate any Fiduciary to undertake any duty in the Resolution of the Issuer with respect to collection, accounting, review of and notice for any consents required thereunder.

*(Section A-803)*

### **Evidence on Which Fiduciaries May Act**

Each Fiduciary shall be protected in acting upon any notice, resolution, request, consent, order, certificate, report, opinion, bond, or other paper or document believed by it in good faith to be genuine, and to have been signed or presented by the proper party or parties. Each Fiduciary may consult with counsel, who may or may not be of counsel to the Issuer, and the opinion of such counsel shall be full and complete authorization and protection in respect of any action taken or suffered by it under the Resolution in good faith and in accordance therewith.

Whenever any Fiduciary shall deem it necessary or desirable that a matter be proved or established prior to taking or suffering any action under the Resolution, such matter (unless other evidence in respect thereof be therein specifically prescribed) may be deemed to be conclusively proved and established by a certificate of the Issuer. Such certificate shall be full warrant for any action taken or suffered in good faith under the provisions of the Resolution upon the faith thereof, but in its discretion the Fiduciary may in lieu thereof accept other evidence of such fact or matter or may require such further or additional evidence as to it may seem reasonable.

Except as otherwise expressly provided in the Resolution, any request, order, notice or other direction required or permitted to be furnished pursuant to any provision thereof by the Issuer to any Fiduciary shall be sufficiently executed if executed in the name of the Issuer by an Authorized Officer.

*(Section A-804)*

### **Compensation**

The Issuer shall pay to each Fiduciary from time to time reasonable compensation for all services rendered under the Resolution, and also all reasonable expenses, charges, counsel fees and other disbursements, including those of their attorneys, agents and employees, incurred in and about the performance of their powers and duties under the Resolution. The Issuer further agrees to the extent permitted by law to indemnify and save each such Fiduciary harmless against any liabilities which it may incur in the exercise and performance of its powers and duties under the Resolution, and which are not due to its negligence or willful misconduct. The Issuer's obligation to make any payment pursuant to this section shall be limited to payment from amounts made available therefor pursuant to the Financing Agreements.

*(Section A-805)*

### **Certain Permitted Acts**

Any Fiduciary may become the owner of or deal in any Bonds as fully with the same rights it would have if it were not a Fiduciary. To the extent permitted by law, any Fiduciary may act as Securities Depository for, and permit any of its officers or directors to act as a member of, or in any other capacity with respect to, any committee formed to protect the rights of Bondholders or to effect or aid in any reorganization growing out of the enforcement of the Bonds or the Resolution, whether or not any such

committee shall represent the Holders of a majority in aggregate principal amount of the Bonds then Outstanding in respect of which any such action is taken.

*(Section A-806)*

### **Resignation of Trustee**

The Trustee may at any time resign and be discharged of its duties and obligations created by the Resolution by giving not less than sixty (60) days' written notice to the Issuer, specifying the date when such resignation shall take effect, and mailing notice thereof, to the Holders of all Bonds then Outstanding, and such resignation shall take effect on the day specified in such notice unless previously a successor shall have been appointed as provided in the Resolution, in which event such resignation shall take effect immediately upon the appointment of such successor; provided, however, that any resignation or removal of the Trustee shall in no event take effect until a successor shall have been appointed and accepted the duties of Trustee.

*(Section A-807)*

### **Removal of Trustee**

The Issuer may at any time remove the Trustee initially appointed or any successor thereto by written notice of such removal mailed by first class mail to the Trustee except that the Trustee may not be removed by the Issuer during the pendency of an Event of Default; provided, however, that any resignation or removal of the Trustee shall in no event take effect until a successor shall have been appointed and accepted the duties of Trustee. Notice of the removal of the Trustee shall be mailed by first class mail to the registered Holders of all Bonds then Outstanding at least 30 days prior to such removal.

*(Section A-808)*

### **Appointment of Successor Trustee**

In case at any time the Trustee shall resign or shall be removed or shall become incapable of acting or shall be adjudged bankrupt or insolvent, or if a receiver, liquidator or conservator of the Trustee, or of its property, shall be appointed, or if any public officer shall take charge or control of the Trustee, or of its property or affairs, the Issuer shall appoint a successor Trustee. The Issuer shall cause notice of any such appointment to be mailed to all Holders of Bonds then Outstanding.

If in a proper case no appointment of a successor Trustee shall be made pursuant to the foregoing provisions of this section within 30 days after the Trustee shall have given to the Issuer written notice as provided in the Standard Resolution Provisions or after a vacancy in the office of the Trustee shall have occurred by reason of its inability to act, the Trustee or the Holder of any Bond may apply to any court of competent jurisdiction to appoint a successor Trustee. Said court may thereupon, after such notice, if any, as such court may deem proper, appoint a successor Trustee.

Any Trustee appointed under the provisions of this section in succession to the Trustee shall be a bank or trust company organized under the laws of the State of New York or a national banking association and having Fiduciary Capital Funds of at least \$100,000,000, if there be such a bank or trust company or national banking association willing and able to accept the office on reasonable and customary terms and authorized by law to perform all the duties imposed upon it by the Resolution.

*(Section A-809)*

## **Transfer of Rights and Property to Successor Trustee**

Any successor Trustee appointed under the Resolution shall execute, acknowledge and deliver to its predecessor Trustee, and also to the Issuer, an instrument accepting such appointment, and thereupon such successor Trustee, without any further act, deed or conveyance, shall become fully vested with all moneys, estates, properties, rights, powers, duties and obligations of such predecessor Trustee, with like effect as if originally named as Trustee; but the Trustee ceasing to act shall nevertheless, on the written request of the Issuer, or of the successor Trustee, execute, acknowledge and deliver such instruments of conveyance and further assurance and do such other things as may reasonably be required for more fully and certainly vesting and confirming in such successor Trustee all the right, title and interest of the predecessor Trustee in and to any property held by it under the Resolution, and shall pay over, assign and deliver to the successor Trustee any money or other property subject to the trusts and conditions set forth in the Resolution. Should any deed, conveyance or instrument in writing from the Issuer be required by such successor Trustee for more fully and certainly vesting in and confirming to such successor Trustee any such estates, rights, powers, and duties, any and all such deeds, conveyances and instruments in writing shall, on request, and so far as may be authorized by law, be executed, acknowledged and delivered by the Issuer. Any such successor Trustee shall promptly notify the Paying Agents, if any, of its appointment as Trustee.

*(Section A-810)*

## **Merger or Consolidation**

Any company into which any Fiduciary may be merged or converted or with which it may be consolidated or any company resulting from any merger, conversion or consolidation to which it shall be a party, or any company to which such Fiduciary may sell or transfer all or substantially all of its business, or all of its non-private trust administration business, shall be the successor to such Fiduciary without the execution or filing of any paper or the performance of any further act; provided such company shall be a bank having trust powers or a trust company organized under the laws of the State or a national banking association and shall, if it previously had not had such an office, have an office for the transaction of its business in the State, and shall be authorized by law to perform all the duties imposed upon it by the Resolution.

*(Section A-811)*

## **Resignation or Removal of Paying Agent and Appointment of Successor**

Any Paying Agent may at any time resign and be discharged of the duties and obligations created by the Resolution by giving at least sixty (60) days' written notice to the Issuer and the other Paying Agents. Any Paying Agent may be removed at any time by an instrument filed with such Paying Agent and signed by the Issuer. Any successor Paying Agent may be appointed by the Issuer and (subject to the requirements of the Standard Resolution Provisions) shall be a bank having trust powers or trust company in good standing organized under the laws of any state of the United States of America or a national banking association, duly authorized to exercise trust powers and subject to examination by federal or state Corporation, having Fiduciary Capital Funds of at least \$100,000,000, and willing and able to accept the office on reasonable and customary terms and authorized by law to perform all the duties imposed upon it by the Resolution.

In the event of the resignation or removal of any Paying Agent, such Paying Agent shall pay over, assign and deliver any moneys held by it as Paying Agent to its successor or if there shall be no successor, to the Issuer. In the event that for any reason there shall be a vacancy in the office of Paying Agent, the Issuer shall act as such Paying Agent.

*(Section A-812)*

## **Adoption and Filing**

The Issuer may adopt at any time or from time to time a Supplemental Resolution to authorize the issue of the initial Series of Bonds and of additional Series of Bonds and the incurrence of Parity Reimbursement Obligations as provided in the Standard Resolution Provisions and to prescribe the terms and conditions thereof and any additional terms and conditions upon which such Bonds may be issued and Parity Reimbursement Obligations may be incurred.

*(Section A-901)*

## **Supplemental Resolutions Effective Upon Adoption**

Notwithstanding any other provisions of the Standard Resolution Provisions, the Issuer may adopt, for any one or more of the following purposes and at any time or from time to time, a Supplemental Resolution which, upon adoption thereof and filing with the Trustee shall be fully effective in accordance with its terms:

1. To close the Resolution against, or provide limitations and restrictions contained in the Resolution on, the authentication or execution and delivery on original issuance of Bonds or the issuance of other evidences of indebtedness;
2. To add to the covenants and agreements of the Issuer contained in the Resolution other covenants and agreements to be observed by the Issuer which are not contrary to or inconsistent with the Resolution as theretofore in effect;
3. To add to the limitations or restrictions in the Resolution other limitations or restrictions to be observed by the Issuer which are not contrary to or inconsistent with the Resolution as theretofore in effect;
4. To surrender any right, power or privilege reserved to or conferred upon the Issuer by the Resolution, provided that the surrender of such right, power or privilege is not contrary to or inconsistent with the covenants and agreements of the Issuer contained in the Resolution;
5. To confirm, as further assurance, any pledge under, and the subjection to any lien, claim or pledge created or to be created by, the Resolution, or any Supplemental Resolution of the Pledged Property, including the Revenues or the Funds, and other moneys and securities;
6. To modify any of the provisions of the Resolution in any respect whatever, provided that (i) such modification shall be, and be expressed to be, effective only after all Bonds of any Series Outstanding at the date of the adoption of such Supplemental Resolution shall cease to be Outstanding and (ii) such Supplemental Resolution shall be specifically referred to in the text of all Bonds of any Series authenticated and delivered on original issuance after the date of the adoption of such Supplemental Resolution and of Bonds issued in exchange therefor or in place thereof;
7. To add to the Resolution any provisions required by law to preserve the exclusion from gross income for federal income tax purposes of interest received on Tax-Exempt Bonds then Outstanding or to be issued or the exemption of interest received on any Bonds from State income taxation;
8. To modify, amend or supplement the Resolution in any manner in order to provide for a Credit Facility, Qualified Swap or other similar arrangement with respect to any Series of Bonds, under the Resolution, so long as the Issuer determines that such Supplemental Resolution does not materially adversely affect the right, security and interest of the Holders of Outstanding Bonds;



9. To cure any ambiguity, supply any omission, or cure or correct any defect or inconsistent provision in the Resolution, so long as the Issuer determines that such Supplemental Resolution does not materially adversely affect the right, security and interest of the Holders of Outstanding Bonds;

10. To insert such provisions clarifying matters or questions arising under the Resolution as are necessary or desirable and are not contrary to or inconsistent with the Resolution as theretofore in effect;

11. To authorize Bonds of a Series and, in connection therewith, specify and determine the matters and things referred to in the Standard Resolution Provisions and also any other matters and things relative to such Bonds which are not contrary to or inconsistent with the Resolution as theretofore in effect, or to amend, modify or rescind any such authorization, specification or determination at any time prior to the first authentication and delivery of such Bonds;

12. To authorize Subordinated Indebtedness and, in connection therewith, specify and determine (or provide procedures for an Authorized Officer of the Issuer to specify or determine) the matters and things required or permitted by Article V of the Resolution in connection therewith, and also any other matters and things relative to such Subordinated Indebtedness which are not contrary to or inconsistent with the Resolution as then in effect, or at any time to amend, rescind or limit any authorization for any such Subordinated Indebtedness theretofore authorized but not issued or entered into; and in connection with the authorization of Subordinated Indebtedness, any such Supplemental Resolution may include provisions for the availability, transferability, use or application of amounts available to pay Subordinated Indebtedness in the Subordinated Payment Fund and any other funds, accounts or subaccounts created for the benefit of such Subordinated Indebtedness;

13. To provide, with prior written notice to each Rating Agency, for additional Investment Obligations that may be designated as Government Obligations consistent with clause (f) of the definition of Government Obligations;

14. Notwithstanding the Resolution, to the extent authorized by law and to the extent the Issuer shall have received a Counsel's Opinion that it will not adversely affect the exclusion of interest from the income of Holders of Bonds for federal income tax purposes for any Tax-Exempt Bonds, to provide for the delivery of Bonds that are not in registered form;

15. To modify the pledge effected by Section 501 of the Resolution and such other provisions of the Resolution solely to give effect to an assumption, extinguishment and substitution consistent with the Resolution;

16. Notwithstanding the terms and provisions of the Standard Resolution Provisions, to the extent authorized by law and to the extent that it will not adversely affect the exclusion of interest from the income of Holders of Bonds for federal income tax purposes for any Tax-Exempt Bonds, to provide for the delivery of a Series of Bonds or a portion of a Series of Bonds incorporating detachable call options;

17. To modify, with prior written notice to each Rating Agency, the definition of Qualified Swap Provider; or

18. To make any other modification or amendment of the Resolution which the Issuer shall in its sole discretion determine will not have a material adverse effect on the interests of the Holders of Outstanding Bonds or Parity Reimbursement Obligations.

In making any determination under the preceding paragraph, the Issuer may consult with and rely upon an Opinion of Counsel or opinions of other experts or professionals.

*(Section A-902)*

### **Supplemental Resolutions Effective with Consent of Trustee**

Notwithstanding any other provision of the Standard Resolution Provisions, the Issuer may adopt a Supplemental Resolution amending any provision of the Resolution, effective upon filing with the Issuer of a written determination of the Trustee and a Counsel's Opinion that such amendment will not materially adversely affect the rights of any Holder of Bonds.

*(Section A-903)*

### **Supplemental Resolutions Effective with Consent of Bondholders**

Except as permitted in the Standard Resolution Provisions, at any time or from time to time, a Supplemental Resolution may be adopted subject to consent by Bondholders, and in accordance with the Standard Resolution Provisions, which Supplemental Resolution, upon adoption and upon compliance with the Standard Resolution Provisions shall become fully effective in accordance with its terms as provided in the Standard Resolution Provisions.

*(Section A-904)*

### **General Provisions**

Nothing contained in the Standard Resolution Provisions shall affect or limit the right or obligation of the Issuer to adopt, make, do, execute, acknowledge or deliver any resolution, act or other instrument pursuant to the Standard Resolution Provisions or the right or obligation of the Issuer to execute and deliver to the Trustee any instrument which elsewhere in the Resolution it is provided shall be so delivered.

Any Supplemental Resolution referred to and permitted or authorized by the Standard Resolution Provisions may be adopted by the Issuer without the consent of any of the Bondholders, but shall become effective only on the conditions, to the extent and at the time provided in the Standard Resolution Provisions. Every Supplemental Resolution adopted by the Issuer shall be (i) subject to the written approval of the Director of the Budget, and (ii) the subject of a Counsel's Opinion stating that such Supplemental Resolution has been duly and lawfully adopted in accordance with the provisions of the Resolution, is authorized or permitted by the Resolution, and is valid and binding upon the Issuer and enforceable in accordance with its terms. The Trustee shall be entitled to rely upon such opinion, which shall be conclusive evidence that such Supplemental Resolution is authorized or permitted by the Resolution.

The Trustee is authorized to accept delivery of a certified copy of any Supplemental Resolution permitted or authorized pursuant to the Resolution and to make all further agreements and stipulations which may be contained in the Resolution, and, in taking such action, the Trustee shall be fully protected in relying on the opinion of Bond Counsel that such Supplemental Resolution is authorized or permitted by the provisions of the Resolution.

No Supplemental Resolution changing, amending or modifying any of the rights or obligations of the Trustee or of any Paying Agent shall become effective without the written consent of the Trustee or Paying Agent affected thereby.

*(Section A-905)*

### **Mailing and Publication**

Any provision in the Resolution or the Standard Resolution Provisions relating to the mailing of a notice or other paper to Bondholders shall be fully complied with if it is mailed postage prepaid to each Bondholder of any affected Bonds then Outstanding at such Bondholder's address, if any, appearing upon the registry books of the Issuer and to the Trustee; or, in each case, to such parties by facsimile or other means to the extent permitted by applicable law and arrangements.

Any provision in the Standard Resolution Provisions for publication of a notice or other matter shall require the publication thereof only in an Authorized Newspaper.

*(Section A-1001)*

### **Powers of Amendment**

Any modification or amendment of the Resolution and of the rights and obligations of the Issuer and of the Holders of the Bonds thereunder, in any particular, may be made by a Supplemental Resolution, with the written consent given as provided in the Standard Resolution Provisions, (a) by the Holders of at least a majority in principal amount of the Bonds Outstanding at the time such consent is given, and (b) in case less than all of the Bonds then Outstanding are affected by the modification or amendment, by the Holders of at least a majority in principal amount of the Bonds so affected and Outstanding at the time such consent is given; provided, however, that if such modification or amendment will, by its terms, not take effect so long as any Bonds of any specified like Series and maturity remain Outstanding, the consent of the Holders of such Bonds shall not be required and such Bonds shall not be deemed to be Outstanding for the purpose of any calculation of Outstanding Bonds under this section. No such modification or amendment shall permit a change in the terms of redemption or maturity of the principal of any Outstanding Bond or of any installment of interest thereon or a reduction in the principal amount or the Redemption Price thereof or in the rate of interest thereon without the consent of the Holders of such Bonds, or shall reduce the percentages or otherwise affect the classes of Bonds the consent of the Holders of which is required to effect any such modification or amendment, or shall change or modify any of the rights or obligations of the Trustee without its written assent thereto. For the purposes of this section, a Series shall be deemed to be affected by a modification or amendment of the Resolution if the same materially adversely affects or diminishes the right, security and interest of the Holders of Bonds of such Series. The Issuer may in its discretion determine whether or not in accordance with the foregoing, Bonds of any particular Series or maturity would be affected by any modification or amendment of the Resolution and any such determination shall be binding and conclusive on all Holders of Bonds. The Issuer shall, prior to making any such determination, receive a Counsel's Opinion as conclusive evidence as to whether the Bonds of a Series or maturity would be so affected by any such modification or amendment thereof. Notwithstanding anything in this section or the Resolution to the contrary, the consent of Holders of any Series of Additional Bonds to be issued under the Resolution shall be deemed given if the underwriters or initial purchasers for resale thereof consent in writing to any modification or amendment effected thereby, and such modification or amendment, as well as such consent, is disclosed in the official statement or other offering document pursuant to which such Series of additional Bonds is offered and sold.

*(Section A-1002)*

## **Consent of Bondholders**

The Issuer may at any time adopt a Supplemental Resolution making a modification or amendment permitted by the Standard Resolution Provisions, to take effect when and as provided in this section. A copy of such Supplemental Resolution (or brief summary thereof or reference thereto in form approved by the Trustee) together with a request to the Bondholders for their consent thereto, shall be mailed by the Issuer to such Bondholders (but failure to mail such copy and request shall not affect the validity of the Supplemental Resolution when consented to as in this section). Such Supplemental Resolution shall not be effective unless and until there shall have been filed with the Issuer (i) the written consent of Holders of the percentages of Outstanding Bonds specified in the Standard Resolution Provisions, and (ii) a Counsel's Opinion stating that such Supplemental Resolution has been duly and lawfully adopted by the Issuer in accordance with the provisions of the Resolution, is authorized or permitted by the Resolution, and is valid and binding upon the Issuer and enforceable in accordance with its terms. Each such consent shall be effective only if accompanied by proof of the holding or owning, at the date of such consent, of the Bonds with respect to which such consent is given, which proof shall be such as is permitted by the Standard Resolution Provisions. A certificate or certificates by an Authorized Officer of the Issuer filed with the Issuer that he or she has examined such proof and that such proof is sufficient in accordance with the Standard Resolution Provisions shall be conclusive that the consents have been given by the Holders of the Bonds described in such certificate or certificates of such Authorized Officer of the Issuer. Any such consent given by such Holder shall be binding upon such Holder of the Bonds giving such consent and, anything in the Standard Resolution Provisions to the contrary notwithstanding, upon any subsequent Holder of such Bonds and of any Bonds issued in exchange therefor (whether or not such subsequent Holder thereof has notice thereof), unless such consent is revoked in writing by such Holder of such Bonds giving such consent or a subsequent Holder thereof by filing with the Issuer prior to the time when the written statement of the Issuer provided for in this section is filed. The fact that a consent has not been revoked may likewise be proved by a certificate of an Authorized Officer of the Issuer filed with the Issuer to the effect that no revocation thereof is on file. At any time after such Holders of the required percentages of Bonds shall have filed their consents to the Supplemental Resolution, the Issuer shall make and file with its records relating to the Bonds a written statement that the Holders of such required percentages of Bonds have filed such consents. Such written statement shall be conclusive that such consents have been so filed. At any time thereafter notice, stating in substance that the Supplemental Resolution (which may be referred to as a Supplemental Resolution adopted by the Issuer on a stated date, a copy of which is on file with the Issuer) has been consented to by the Holders of the required percentages of Bonds and will be effective as provided in this section, may be given to such Bondholders by the Issuer by mailing or causing the mailing of such notice to such Bondholders (but failure to mail such notice shall not prevent such Supplemental Resolution from becoming effective and binding as provided in this section) and, in the sole discretion of the Issuer, by publishing the same at least once not more than ninety (90) days after such Holders of the required percentages of Bonds shall have filed their consents to the Supplemental Resolution and the written statement of the Issuer provided for in the Resolution is filed (but failure to publish such notice shall not prevent such Supplemental Resolution from becoming binding as provided in this section). If such notice is published, the Issuer shall file with its records relating to the Bonds proof of the publication of such notice and, if the same shall have been mailed to such Bondholders, of the mailing thereof. A transcript consisting of the papers required or permitted by this section to be filed with the Issuer records relating to the Bonds, shall be proof of the matters therein stated. Such Supplemental Resolution making such amendment or modification shall be deemed conclusively binding upon the Issuer, the Trustee, or the Holders of all Bonds upon filing with the Issuer records of proof of mailing of such notice or at the expiration of forty (40) days after such filing of the proof of the first publication of such last mentioned notice, if such notice is published, except in the event of a final decree of a court of competent jurisdiction setting aside such Supplemental Resolution in a legal action or equitable proceeding for such purpose commenced within such forty (40) day period; provided, however, that the Trustee and the Issuer during

such forty (40) day period and any such further period during which any such action or proceeding may be pending shall be entitled in its absolute discretion to take such action, or to refrain from taking such action, with respect to such Supplemental Resolution as it may deem expedient.

For the purpose of the Standard Resolution Provisions, the purchasers of the Bonds of a Series, whether purchasing as underwriters, for resale or otherwise, upon such purchase, may consent to a modification or amendment permitted by the Standard Resolution Provisions in the manner provided therein, except that no proof of ownership shall be required, and with the same effect as a consent given by the Holder of such Bonds; provided, however, that, if such consent is given by a purchaser who is purchasing as an underwriter or for resale, the nature of the modification or amendment and the provisions for the purchaser consenting thereto shall be described in the official statement, prospectus, offering memorandum or other offering document prepared in connection with the primary offering of the Bonds of such Series by the Issuer or with the remarketing of the Bonds.

*(Section A-1003)*

### **Modifications by Unanimous Consent**

The terms and provisions of the Resolution and the rights and obligations of the Issuer and of the Holders of the Bonds thereunder may be modified or amended in any respect upon the adoption and filing by the Issuer of a Supplemental Resolution and the consent of the Holders of all of the Bonds then Outstanding, such consent to be given as provided in the Standard Resolution Provisions except that no notice to Bondholders either by mailing or publication shall be required; provided, however, that no such modification or amendment shall change or modify any of the rights or obligations of the Trustee without the filing with the Issuer of the written assent thereto of the Trustee in addition to the consent of the Bondholders.

*(Section A-1004)*

### **Exclusion of Bonds**

Bonds owned or held by or for the account of the Issuer shall not be deemed Outstanding for the purpose of consent or other action or any calculation of Outstanding Bonds provided for in the Standard Resolution Provisions, and the Issuer shall not be entitled with respect to such Bonds to give any consent or take any other action provided for in the Resolution. At the time of any consent or other action taken under the Standard Resolution Provisions, the Issuer shall file with its records relating to the Bonds a certificate of an Authorized Officer of the Issuer describing all Bonds so to be excluded.

*(Section A-1005)*

### **Notation on Bonds**

Bonds delivered after the effective date of any action taken as provided in the Standard Resolution Provisions may, and, if the Issuer so determines, shall, bear a notation by endorsement or otherwise in form approved by the Issuer and Trustee as to such action, and in that event upon demand of the Holder of any Bond Outstanding at such effective date and presentation to the Issuer of his or her Bond for such purpose, suitable notation shall be made on such Bond by the Issuer as to any such action. If the Issuer and Trustee shall so determine, new Bonds so modified as, in the opinion of the Issuer and Trustee conform to such action shall be prepared and delivered, and upon demand of the Holder of any Bond then Outstanding, shall be exchanged, without cost to such Bondholder, for Bonds of the same Series and maturity then Outstanding, upon surrender of such Bonds.

*(Section A-1006)*

## Events of Default

The occurrence of one or more of the following events shall constitute an “Event of Default”:

(a) payment of principal, Sinking Fund Installments, interest or premium on any Bond shall not be made when the same shall have become due, whether at maturity or upon call for redemption or otherwise, which default shall continue for a period of ten (10) Business Days; or

(b) in connection with financings for any Authorized Purpose authorized by Section 68-b, the Director of the Budget shall fail or refuse to comply with the provisions of subdivision 5(b) of Section 92-z and such failure or refusal shall continue for a period of thirty (30) days; or

(c) the Comptroller shall fail to pay to any Authorized Issuer from an appropriation, as and when provided by subdivision 3 of Section 68-c in accordance with a Financing Agreement, any amount as shall be certified by the Director of the Budget pursuant to subdivision 5(b) of Section 92-z, which default shall continue for a period of ten (10) Business Days; or

(d) the Governor shall fail or refuse to include in the appropriation bills required to be submitted by the Governor pursuant to Section 24 of the State Finance Law appropriations sufficient to pay any and all amounts as shall be certified by the Director of the Budget pursuant to subdivision 5(b) of Section 92-z, in connection with financings for any Authorized Purpose authorized by Section 68-b, and such failure or refusal shall continue for thirty (30) days from and after the date on which such bills are required to be submitted; or

(e) the State shall have enacted a moratorium or other similar law affecting payment of bonds, including the Bonds, in connection with financings for any Authorized Purpose authorized by Section 68-b; or

(f) the State or any officer of the State shall fail or refuse to comply with any of the provisions of Section 68-c or Section 92-z, either case relating to security for or payment of bonds, including the Bonds, in connection with financings for any Authorized Purpose authorized by Section 68-b; or

(g) failure by the Issuer to observe any of the covenants, agreements or conditions on its part contained in the Resolution or in the Bonds, and failure to remedy the same for a period of thirty (30) days after written notice thereof, specifying such failure and requiring the same to be remedied, shall have been given to the Issuer by the Trustee or to the Issuer and the Trustee by the Holders of not less than a majority in aggregate principal amount of Bonds at the time Outstanding; provided that, if such default cannot be corrected within such thirty (30)-day period, it shall not constitute an Event of Default if corrective action is instituted by the Issuer within such period and is diligently pursued until the default is corrected.

Except as provided above or, to the extent permitted by the Standard Resolution Provisions, in a Supplemental Resolution, no default under the Acts or any resolution, agreement, or other instrument shall constitute or give rise to an Event of Default under the Resolution.

It is expressly understood that nothing in section or elsewhere in the Resolution may be construed to restrict the right of the State under subdivision 5 of Section 68-c to amend, repeal, modify or otherwise alter statutes imposing or relating to any taxes or the sources of any other funds, including the taxes or the sources of any other funds to be deposited into the Revenue Bond Tax Fund without giving rise to an Event of Default under the Resolution.

*(Section A-1101)*

## Remedies

Upon the occurrence and continuance of any Event of Default specified in the Standard Resolution Provisions, the Trustee shall, and upon the occurrence and continuance of any other Event of Default specified in the Standard Resolution Provisions, the Trustee may, and upon written request of the Holders of not less than a majority in aggregate principal amount of such Bonds then Outstanding, shall:

- (a) by mandamus or other suit, action or proceeding at law or in equity enforce all rights of the Holders of Bonds under the Resolution;
- (b) bring suit upon such Bonds;
- (c) by action or suit in equity, require the Issuer to account as if it were the trustee of an express trust for the Holders of such Bonds; or
- (d) by action or suit in equity, enjoin any acts or things which may be unlawful or in violation of the rights of the Holders of such Bonds.

The Trustee shall in addition to the foregoing have and possess all of the powers necessary or appropriate for the exercise of any functions specifically set forth herein or incident to the general representation of the Holders of the Bonds in the enforcement and protection of their rights.

The Supreme Court of the State shall have jurisdiction of any suit, action or proceeding by the Trustee on behalf of the Holders of Bonds, and venue of any such suit, action or proceeding shall be laid in the County of Albany.

No remedy by the terms of the Resolution conferred upon or reserved to the Trustee or the Holders of the Bonds is intended to be exclusive of any other remedy but each and every such remedy shall be cumulative and shall be in addition to every other remedy given under the Resolution or existing at law or in equity or by statute on or after the date of adoption of the Resolution, except that the rights of Bondholders pursuant to subdivision 2(g) of Section 68-b as in effect on the date of adoption of the Resolution are abrogated. It is further expressly understood that the Resolution does not permit the Trustee or the Holders of the Bonds to declare the Bonds to be immediately due and payable.

No Holder of any of the Bonds shall have any right to institute any suit, action or proceeding in equity or at law for the enforcement of any trust under the Resolution, or any other remedy under the Resolution or under the Bonds, unless such Holder previously shall have given to the Trustee written notice of an Event of Default as provided in the Resolution and unless also the Holders of not less than a majority in aggregate principal amount of the Bonds then Outstanding shall have made written request of the Trustee so to do, after the right to exercise such powers or rights of action, as the case may be, shall have accrued, and shall have afforded the Trustee a reasonable opportunity either to proceed to exercise the powers therein above granted, or to institute such action, suit or proceeding in its or their name; nor unless there also shall have been offered to the Trustee security and indemnity satisfactory to it against the costs, expenses and liabilities to be incurred therein or thereby, and the Trustee shall not have complied with such request within a reasonable time; and such notification, request and offer of indemnity are declared in every such case, at the option of the Trustee, to be conditions precedent to the execution of the trusts of the Resolution, or to enforce any right under the Resolution or under the Bonds, except in the manner provided in the Resolution, and that all proceedings at law or in equity shall be instituted, had and maintained in the manner provided in the Resolution and for the equal benefit of all Holders of Outstanding Bonds, subject, however, to the Standard Resolution Provisions. Nothing in the Resolution or in the Bonds contained shall affect or impair the right of action, which is also absolute and

unconditional, of any Holder of any Bond to enforce payment of the principal of and premium, if any, and interest on such Bond at the respective dates of maturity of each of the foregoing and at the places therein expressed.

All rights of action under the Resolution or under any of the Bonds which are enforceable by the Trustee may be enforced by it without the possession of any of the Bonds, or the production thereof on the trial or other proceedings relative thereto, and any such suit, action or proceeding instituted by the Trustee shall be brought in its name, as trustee, for the equal and ratable benefit of the Holders of the Bonds, subject to the provisions of the Resolution.

No delay or omission of the Trustee or of any Holder of the Bonds to exercise any right or power accruing upon any default shall impair any such right or power or shall be construed to be a waiver of any such default, or an acquiescence therein; and every power and remedy given by the Standard Resolution Provisions to the Trustee and to the Holders of the Bonds, respectively, may be exercised from time to time as often as may be deemed expedient.

*(Section A-1102)*

### **Priority of Payments After Default**

In the event that the funds held by the Issuer, the Trustee or by the Paying Agents shall be insufficient for the payment of principal, Sinking Fund Installments, if any, or Redemption Price of and interest then due on the Bonds and for payments then due with respect to Parity Reimbursement Obligations, such funds (other than funds held for the payment of particular Bonds which have theretofore become due at maturity or by call for redemption and funds which at the time of their deposit into any Fund or account under the Resolution have been designated to be applied solely to the payment of the principal of and premium, if any, and interest on any series of Bond Anticipation Notes) and any other moneys received or collected by the Trustee or any Paying Agents, after making provision for the payment of any expenses necessary in the opinion of the Trustee to preserve the continuity of the Revenues, or otherwise protect the interests of the Holders of the Bonds, and after making provision for the payment of the reasonable charges and expenses and liabilities incurred and advances made by the Trustee or any Paying Agents in the performance of their duties under the Resolution, shall be applied as follows:

FIRST: To the payment to the Persons entitled thereto of all installments of interest then due with respect to Bonds or Parity Reimbursement Obligations in the order of the maturity of the installments of such interest, and, if the amount available shall not be sufficient to pay in full any installment, then to the payment thereof ratably, according to the amounts due on such installment, to the Persons entitled thereto, without any discrimination or preference, except as to the difference in the respective rates of interest specified in such Bonds and Parity Reimbursement Obligations; and

SECOND: To the payment to the Persons entitled thereto of the unpaid principal, Sinking Fund Installments or Redemption Price of any Bonds or Parity Reimbursement Obligations which shall have become due whether at maturity or by call for redemption in the order of their due dates and, if the amount available shall not be sufficient to pay in full all the Bonds due on any date, then to the payment thereof ratably, according to the amount of principal, Sinking Fund Installments or Redemption Price due on such date, to the Persons entitled thereto, without any discrimination or preference.

The provisions of this section are in all respects subject to the provisions of the section entitled "Extension of Payment of Bonds" in the Standard Resolution Provisions.



If and when all overdue installments of interest on all Bonds and Parity Reimbursement Obligations, together with the reasonable and proper charges and expenses of the Trustee, and all other sums payable by the Issuer under the Resolution, including the principal and Redemption Price of and accrued unpaid interest on all Bonds and Parity Reimbursement Obligations which shall then be payable, shall either be paid by or for the account of the Issuer, or provision satisfactory to the Trustee shall be made for such payment, and all defaults under the Resolution or the Bonds or Parity Reimbursement Obligations shall be made good or secured to the satisfaction of the Trustee or provision deemed by the Trustee to be adequate shall be made therefor, the Trustee shall pay over to the Issuer all such Pledged Property then remaining unexpended in the hands of the Trustee (except Pledged Property deposited or pledged, or required by the terms of the Resolution to be deposited or pledged, with the Trustee), and thereupon the Issuer and the Trustee shall be restored, respectively, to their former positions and rights. No such payment to the Issuer by the Trustee or resumption of the application of Pledged Property as provided in Article V of the Resolution shall extend to or affect any subsequent default under the Resolution or impair any right consequent thereon.

*(Section A-1103)*

### **Defeasance**

If the Issuer shall pay or cause to be paid, or there shall otherwise be paid, to the Holders of all Bonds then Outstanding, the principal, Sinking Fund Installments, if any, or Redemption Price, if applicable, thereof and interest to become due thereon, at the times and in the manner stipulated therein and in the Resolution, then, at the option of the Issuer, the covenants, agreements and other obligations of the Issuer to the Bondholders shall thereupon cease, terminate and become void and be discharged and satisfied. In such event, the Issuer shall execute and file with its records relating to the Bonds all such instruments as may be desirable to evidence such discharge and satisfaction and the Trustee and any Paying Agents, if any, shall pay over or deliver to the Issuer all moneys, securities and funds held by them pursuant to the Resolution which are not required for the payment, or redemption, of Bonds not theretofore surrendered for such payment or redemption or required for payments to Fiduciaries pursuant to the Standard Resolution Provisions.

Bonds, or portions of Bonds, for the payment or redemption of which moneys shall have been set aside and shall be held by the Trustee (through deposit by the Issuer of funds for such payment or otherwise) at the maturity date or Redemption Date of such Bonds shall be deemed to have been paid within the meaning of the Standard Resolution Provisions. Any Bonds, or portions of Bonds, of any Series shall, prior to the maturity or Redemption Date thereof, be deemed to have been paid within the meaning and with the effect expressed in the Standard Resolution Provisions if (a) in case any of said Bonds are to be redeemed on any date prior to their maturity, the Issuer shall have given to the Trustee in form satisfactory to it irrevocable instructions to provide to Holders in accordance with the Standard Resolution Provisions notice of redemption on said date or dates of such Bonds, (b) there shall have been irrevocably deposited by the Issuer with the Trustee either moneys in an amount which shall be sufficient, or Government Obligations the principal of and the interest on which when due will provide moneys which, together with the moneys, if any, deposited by the Issuer with the Trustee at the same time, shall be sufficient to pay when due the principal, Sinking Fund Installments, if any, or Redemption Price, if applicable, and interest due and to become due on said Bonds on and prior to the Redemption Date or maturity date as the case may be, and (c) in the event such Bonds are not by their terms subject to redemption within the next succeeding sixty (60) days, the Issuer shall (i) publish, as soon as practicable, at least twice, at an interval of not less than seven (7) days between publications, in an Authorized Newspaper a notice to the Holders of such Bonds, and (ii) mail by registered or certified mail, postage prepaid, a notice to the Holders of such Bonds, in each case that the deposit required by (b) above has been made and that said Bonds are deemed to have been paid in accordance with this section and stating such maturity date or Redemption Date upon which moneys are to be available for the payment of the

principal, Sinking Fund Installments, if any, or Redemption Price, if applicable, on said Bonds. The Trustee shall, at the discretion of the Issuer, select the Bonds of a Series and the maturity or portion of a maturity thereof shall be paid in accordance with this section in the manner provided in the Standard Resolution Provisions. Neither Government Obligations or moneys deposited pursuant to this section nor principal or interest payments on any such Government Obligations shall be withdrawn or used for any purpose other than, and shall be held in trust for, the payment of the principal, Sinking Fund Installments, if any, or Redemption Price, if applicable, and interest on said Bonds; provided that any moneys received from such principal or interest payments on such Government Obligations so deposited, if not then needed for such purpose, shall, to the extent practicable, be reinvested in Government Obligations maturing at times and in amounts sufficient to pay when due the principal, Sinking Fund Installments, if any, or Redemption Price, if applicable, and interest to become due on said Bonds on and prior to such Redemption Date, payment date or maturity date thereof, as the case may be. Any income or interest earned by, or increment to, the investment of any such moneys so deposited shall, to the extent in excess of the amounts required in the Resolution to pay principal, Sinking Fund Installments, if any, or Redemption Price, if applicable, of and interest on such Bonds, as realized, be applied as follows: first to the Rebate Fund, the amount, if any, required to be deposited therein; and, then the balance thereof to the Issuer, and any such moneys so paid shall be released of any trust, pledge, lien, encumbrance or security interest created by the Resolution. Prior to applying any such excess amounts pursuant to this paragraph or the following paragraph, the Issuer shall obtain written confirmation from an independent certified public accountant that the amounts remaining on deposit and held in trust are sufficient to pay the obligations set forth above.

For purposes of determining whether Variable Interest Rate Bonds shall be deemed to have been paid prior to the maturity or redemption date thereof, as the case may be, by the deposit of moneys, or Government Obligations and moneys, if any, in accordance with the second sentence of the preceding paragraph, the interest to come due on such Bonds on or prior to the maturity date or redemption date thereof, as the case may be, shall be calculated at the maximum rate permitted by the terms thereof; provided, however, that if on any date, as a result of such Bonds having borne interest at less than such maximum rate for any period, the total amount of moneys, Government Obligations on deposit with the Trustee for the payment of interest on such Bonds is in excess of the total amount which would have been required to be deposited with the Trustee on such date in respect of such Bonds in order to satisfy the second sentence of the preceding paragraph, the Trustee shall, if requested, by the Issuer, pay the amount of such excess to the Issuer free and clear of any trust, pledge, lien, encumbrance or security interest securing the Bonds or otherwise existing under the Resolution.

Anything in the Resolution to the contrary notwithstanding, any moneys held by the Trustee in trust for the payment and discharge of any of the Bonds which remain unclaimed for two (2) years after the date when such Bonds have become due and payable either at their stated maturity dates or earlier Redemption Dates or for two (2) years after the date of deposit of such moneys if deposited with the Trustee, after the said date when such Bonds became due and payable, shall, at the written request of the Issuer, be repaid by the Trustee to the Issuer, as its absolute property and free from trust, and the Trustee shall thereupon be released and discharged with respect thereto and the Bondholders shall look only to the Issuer for the payment of such Bonds. Before being required to make any such payment to the Issuer, the Trustee shall, at the expense of the Issuer, (i) cause to be published at least twice, at an interval of not less than seven (7) days between publications, in an Authorized Newspaper, and (ii) cause to be mailed postage prepaid to each registered owner of Bonds then Outstanding at his or her address, if any, appearing upon the registry books of the Issuer, a notice that said moneys remain unclaimed and that, after a date named in said notice, which date shall be not less than thirty (30) days after the date of the first publication or mailing of such notice, the balance of such moneys then unclaimed will be returned to the Issuer.

*(Section A-1104)*

## **Certain Provisions Relating to Economic Defeasance**

Any Bonds of any Series for which prior to the maturity or Redemption Date thereof, the Issuer shall have given to the Trustee or other fiduciary selected by the Issuer in form satisfactory to it irrevocable instructions to maintain on deposit in a Fund or account held by the Trustee or other fiduciary selected by the Issuer established for such purpose for the benefit of the Holders of such Bonds, Investment Obligations, other than Government Obligations, the principal of and the interest on which when due will provide moneys which, together with the moneys, if any, deposited with the Trustee or other fiduciary selected by the Issuer at the same time, as verified in the report of a firm of certified public accountants, shall be sufficient to pay when due the principal, Sinking Fund Installments, if any, or Redemption Price, if applicable, and interest due and to become due on said Bonds on and prior to the Redemption Date or maturity date as the case may be, shall not be counted as Outstanding under the Resolution solely for the purpose of the calculation of Calculated Debt Service required under the Standard Resolution Provisions.

*(Section A-1105)*

## **Evidence of Signatures of Bondholders and Ownership of Bonds**

Any request, consent, revocation of consent or other instrument which the Resolution may require or permit to be signed and executed by the Bondholders may be in one or more instruments of similar tenor, and shall be signed or executed by such Bondholders in person or by their attorneys appointed in writing. Proof of (i) the execution of any such instrument, or of an instrument appointing any such attorney, or (ii) the holding by any person of the Bonds, shall be sufficient for any purpose of the Resolution (except as otherwise therein expressly provided) if made in the following manner, or in any other manner satisfactory to the Issuer, which may nevertheless in its discretion require further or other proof in cases where it deems the same desirable:

1. The fact and date of the execution by any Bondholder or his attorney of such instrument may be proved by certificate, which need not be acknowledged or verified, of an officer of a bank or trust company satisfactory to the Issuer or any notary public or other officer authorized to take acknowledgments of deeds to be recorded in the state in which he purports to act, that the person signing such request or other instrument acknowledged to him the execution thereof, or by an affidavit of a witness of such execution, duly sworn to before such notary public or other officer. The authority of the person or persons executing any such instrument on behalf of a corporate Bondholder may be established without further proof if such instrument is signed by a person purporting to be the president or a vice-president of such corporation with a corporate seal affixed and attested by a person purporting to be its secretary or an assistant secretary.

2. The ownership of Bonds and the amount, numbers and other identification, and date of holding the same shall be proved by the registry books. Any request or consent by the owner of any Bond shall bind all future owners of such Bond in respect of anything done or suffered to be done by the Issuer, the Trustee or any Paying Agent in accordance therewith except as otherwise provided in the Standard Resolution Provisions.

*(Section A-1201)*

## **Moneys Held for Particular Bonds**

The amounts held by the Trustee or any Paying Agent for the payment of the principal, Sinking Fund Installments, if any, or Redemption Price of and interest due on any date with respect to particular Bonds shall, on and after such date and pending such payment, be set aside on its books and held in trust

by it for the Holders of the Bonds entitled thereto and for the purposes thereof such principal, Sinking Fund Installments, if any, or Redemption Price of and interest on such Bonds, due after such date thereof, consistent with the provisions of the Standard Resolution Provisions, shall no longer be deemed to be Outstanding.

*(Section A-1301)*

### **General Regulations as to Moneys and Funds**

Each of the Funds and Accounts established by the Resolution shall be a trust fund for the purposes thereof.

All amounts of the Issuer held or set aside under the Resolution shall, until paid over to the Fiduciaries or otherwise invested or applied as provided in the Resolution, be deposited by the Issuer in its name, on demand or time deposit, in such Banks as shall be selected by the Issuer. Any amounts held by any Fiduciary under the Resolution shall be deposited in such Banks as the Issuer may select. Any such deposit may be made in the commercial banking department of any Fiduciary which may honor checks on such deposit with the same force and effect as if it were not such Fiduciary, and without any duty to inquire into whether any withdrawals of such funds are in accordance with or might violate any of the provisions of the Resolution. Such deposits shall be continuously secured by the obligations of the United States of America or of the State, which obligations shall have a market value (exclusive of accrued interest) at all times at least equal to the amount of such deposits, which obligations shall be segregated in trust for the account of the Issuer, or shall be otherwise held as the Issuer and the depository may agree. Securities deposited with the Federal Reserve Bank to secure all trust accounts of a depository shall be deemed to comply with the foregoing requirement.

Unless otherwise specified in a Supplemental Resolution authorizing the issuance of Bonds, all money held by any Fiduciary, as such, may be deposited by such Fiduciary in its banking department on demand or, if and to the extent directed by the Issuer and acceptable to such Fiduciary, on time deposit, and all such deposits shall be continuously secured by the obligations of the United States of America or of the State which obligations shall have a market value (exclusive of accrued interest) at all times at least equal to the amount of such deposits. Securities deposited with the Federal Reserve Bank to secure all trust accounts of the Fiduciary shall be deemed to comply with the foregoing requirement. Such Fiduciary shall allow and credit on such money such interest, if any, as it customarily allows upon similar funds of similar size and under similar conditions or as required by law.

*(Section A-1302)*

### **Preservation and Inspection of Documents**

All documents received by the Trustee or any Paying Agent under the provisions of the Resolution or any Supplemental Resolution shall be retained in its possession and shall be subject at all reasonable times to the inspection of the Issuer, the Trustee or any other Paying Agent, as applicable, and any Bondholder and their agents and their representatives; provided, however, that with respect to inspection by a Holder of a Bond of any Series a written request of such Bondholder must have been made and received by the Trustee at least five (5) Business Days prior to the date of inspection. The Issuer or its representatives may make copies of any such documents.

*(Section A-1303)*

### **Parties of Interest**

Nothing in the Resolution or in any Supplemental Resolution, expressed or implied, is intended or shall be construed to confer upon, or give to, any person or party, other than the Issuer, the Trustee, any

Paying Agent, the Holders of the Bonds, the Holders of Parity Reimbursement Obligations and the providers of Credit Facilities any right, remedy or claim under or by reason of the Resolution or any Supplemental Resolution or any covenant, condition or stipulation thereof; and all of the covenants, stipulations, promises and agreements in the Resolution or any Supplemental Resolution contained by and on behalf of the Issuer shall be for the sole and exclusive benefit of the Issuer, the Trustee, the Paying Agents, the Holders of the Bonds, the Holders of Parity Reimbursement Obligations and the providers of Credit Facilities.

*(Section A-1304)*

### **No Recourse Under Resolution or on the Bonds**

All covenants, stipulations, promises, agreements and obligations of the Issuer contained in the Resolution shall be deemed to be the covenants, stipulations, promises, agreements and obligations of the Issuer and not of any member, officer or employee of the Issuer in his or her individual capacity, and no recourse shall be had for the payment of the principal, Sinking Fund Installments, if any, or Redemption Price or interest on the Bonds or for any claim based thereon or on the Resolution against any member, officer or employee of the Issuer or any person executing the Bonds, all such liability, if any, being expressly waived and released by every Holder of a Bond by the acceptance of such Bonds.

*(Section A-1305)*

### **Publication of Notices**

Any publication to be made under the provisions of the Resolution in successive weeks or on successive dates may be made in each instance upon any Business Day of the week and need not be made in the same Authorized Newspaper for any or all of the successive publications but may be made in different Authorized Newspapers.

*(Section A-1306)*

### **Successors and Assigns**

Whenever in the Resolution the Issuer is named or referred to, it shall be deemed to include its successors and assigns and all the covenants and agreements in the Resolution contained by or on behalf of the Issuer shall bind and inure to the benefit of its successors and assigns whether so expressed or not.

*(Section A-1307)*

### **Severability of Invalid Provisions**

If any one or more of the covenants, stipulations, promises, agreements or obligations provided in the Resolution on the part of the Issuer, the Trustee or any Paying Agent to be performed should be determined by a court of final jurisdiction to be contrary to law, then such covenant or covenants, stipulation or stipulations, agreement or agreements or obligation or obligations shall be deemed and construed to be severable from the remaining covenants, stipulations, promises, agreements and obligations contained in the Resolution and shall in no way affect the validity of the other provisions of the Resolution.

*(Section A-1308)*

## **Other Resolutions**

The Issuer expressly reserves the right to adopt one or more other bond resolutions and to issue bonds, bond anticipation notes, notes and other obligations thereunder without compliance with and not subject to the Standard Resolution Provisions.

*(Section A-1309)*

## **Survival of Particular Covenants**

Notwithstanding that Bonds may no longer be Outstanding, the obligations of the Issuer (i) to pay amounts to any Fiduciary pursuant to the Standard Resolution Provisions shall remain in full force and effect until all such amounts are paid and (ii) to comply with the provisions of Section 505 of the Resolution in connection with any Tax-Exempt Bonds, with respect to the rebate to the Department of the Treasury of the United States of America of any Rebate Amount relating to the Bonds of a Series shall remain in full force and effect so long as the Issuer shall be required by the Code to rebate any such Rebate Amount.

*(Section A-1310)*

## **Actions by the Issuer**

Any time the Issuer is permitted or directed to act pursuant to the Standard Resolution Provisions or a Supplemental Resolution, such action may be taken by an Authorized Officer of the Issuer except that the following actions may only be taken by resolution of the members of the Issuer: authorization and issuance of Bonds; adoption of resolutions; and modifications and amendments pursuant to the Standard Resolution Provisions. Any certificates of the Issuer to be delivered under the Resolution shall be executed by an Authorized Officer of the Issuer. *(Section A-1311)*

## **Governing Laws**

The Resolution, including the Standard Resolution Provisions, shall be governed by and interpreted in accordance with internal laws of the State, without regard to conflict of law principles thereof.

*(Section A-1312)*

## **Payments due on Other Than a Business Day**

In any case where the date of maturity of interest on or principal of the Bonds or the date fixed for redemption of any Bonds shall be on a day that is not a Business Day, then payment of interest or principal and premium, if any, need not be made on such date but may be made (unless otherwise provided in a Supplemental Resolution without additional interest) on the next succeeding Business Day, with the same force and effect as if made on the date of maturity or the date fixed for redemption, as the case may be.

*(Section A-1313)*

**APPENDIX C**

**FORM OF FINANCING AGREEMENT**

[THIS PAGE INTENTIONALLY LEFT BLANK]



**APPENDIX C**

**CONFORMED COPY OF  
STATE PERSONAL INCOME TAX REVENUE BONDS  
(GENERAL PURPOSE)  
FINANCING AGREEMENT**

STATE PERSONAL INCOME TAX REVENUE BONDS (GENERAL PURPOSE) FINANCING AGREEMENT (the "Financing Agreement"), dated as of July 1, 2009, by and between the Dormitory Authority of the State of New York, a corporate governmental agency of the State of New York (the "Issuer"), and the State of New York (the "State"), acting by and through the Director of the Budget of the State (the "Director of the Budget").

WHEREAS, the Issuer has, pursuant to the Dormitory Authority of the State of New York Act, constituting Title 4 of Article 8 of the Public Authorities Law, as amended, together with any other provisions of State law relating to the authorization or financing of Costs of a Project, (the "Issuer Act") and Article 5-C of the State Finance Law, as may be hereafter amended from time to time (the "Enabling Act", which together with the Issuer Act is referred to herein as the "Acts"), adopted its State Personal Income Tax Revenue Bonds (General Purpose) General Bond Resolution on April 29, 2009 (including Annex A thereto), and a Supplemental Resolution (collectively, the "Resolution") for the purpose of issuing from time to time one or more series of bonds (the "Bonds"), notes or other obligations to be secured by this Financing Agreement, as may be amended or supplemented from time to time, with the State; and

WHEREAS, in order to assist the Issuer in the financing of one or more authorized purposes as provided in the Enabling Act ("Authorized Purposes") pursuant to applicable law and in consideration of the benefits to be derived therefrom by the people of the State, the Director of the Budget, acting on behalf of the State, is authorized to enter into one or more Financing Agreements with the Issuer whereunder the State agrees, subject to the making of annual appropriations therefor by the State Legislature, to make annual payments to the Issuer, and authorize the Issuer to pledge and assign the State payments to be made as security for Bonds or other obligations which the Issuer may issue or incur in order to finance Authorized Purposes; and

WHEREAS, the State and the Issuer agree that their mutual public purposes and their best interests will be promoted by the execution of this Financing Agreement, as the same may be modified, supplemented or amended from time to time; and

WHEREAS, the Issuer Board authorized its Authorized Officer to enter into, execute and amend this Financing Agreement;

NOW, THEREFORE, the parties mutually agree as follows:

**I. ISSUANCE OF BONDS BY THE ISSUER**

1.1 The State agrees that the Issuer may, subject to the provisions of this Financing Agreement and the Acts, issue one or more Series of its State Personal Income Tax Revenue Bonds (General Purpose), secured by this Financing Agreement and the payments to be made by the State as herein provided. The Bonds shall be issued in such principal amounts and at such times so that the Issuer may realize from the sale thereof net proceeds sufficient to fund Authorized Purposes having a cost not in excess of the amount specified by applicable law. The State recognizes that in order to realize net proceeds in the aforesaid amounts from the sale of Bonds, the Issuer may also issue Bonds in amounts

sufficient to pay Costs of Issuance, and the amount of capitalized interest, if any, included in the issuance and sale of the Bonds.

1.2 The Bonds issued by the Issuer pursuant to the provisions of Section 1.1 hereof shall be subject to the following conditions and limitations:

(a) The Resolution shall have been approved by the Issuer Board in accordance with the Acts.

(b) Unless the Issuer and the State shall otherwise agree (and any such agreement may include, among other things, the agreement of the State to pay or to reimburse the Issuer in the manner set forth in the Resolution for any additional fees, costs and expenses incurred in connection with the issuance and administration of Variable Interest Rate Bonds or costs and expenses relating to a Qualified Swap, including without limitation, the fees, costs and expenses of any provider of a Credit Facility, except to the extent any such fees, costs or expenses are deemed costs and expenses incurred in connection with the issuance and sale of such Variable Interest Rate Bonds for purposes of Section 1.1 of this Financing Agreement and are paid from Bond proceeds), each Bond shall bear a fixed rate of interest determined at the time of its issuance, which rate of interest shall not be subject to change or adjustment prior to the scheduled maturity of such Bond.

(c) Unless the Issuer and the State shall otherwise agree, the aggregate amount of principal, principal installments and interest payable in each State Fiscal Year during which principal payments or installments are made or provided for shall, with respect to each Series of Bonds (other than Variable Interest Rate Bonds), or the aggregate of all Bonds (not including Variable Interest Rate Bonds), as the Issuer shall elect, be as nearly equal as practicable.

1.3 The Issuer agrees that prior to its issuance of any Bonds it will inform the Director of the Budget of the approximate date on which it anticipates entering into a bond purchase agreement or other binding commitment with the prospective underwriters or purchasers of such Bonds and of the estimated interest rate or rates thereof. If the Director of the Budget shall request the Issuer to postpone the sale of such Bonds, or if the Issuer shall for any reason determine to defer the issuance and sale of any Bonds, the Issuer may, in accordance with the provisions of the Resolution, issue and sell State Personal Income Tax Revenue (General Purpose) Bond Anticipation Notes (“BANs”) in such principal amount so that the Issuer may realize from the sale thereof an amount not exceeding the aggregate of (i) an amount equal to the net proceeds available for Costs of a Project which the Issuer would have realized from the sale of the Bonds in anticipation of which the BANs are issued (or, in the case of renewal BANs, an amount necessary to pay the outstanding BANs in full), (ii) an amount sufficient to pay interest on the BANs until their scheduled maturity and (iii) an amount equal to Issuer Expenses incurred and to be incurred in connection with the issuance and sale of the BANs. Unless the State shall pay to the Issuer an amount sufficient to pay the BANs at their maturity or upon an earlier redemption date in accordance with their terms, the State shall, in accordance with Section 5.1 hereof, timely furnish such information to the Issuer as shall be deemed necessary by the Issuer in order to enable it to disseminate an official statement and issue the Bonds in anticipation of which the BANs had been issued on or prior to the scheduled maturity or redemption date of the BANs. Notwithstanding the provisions of Section 1.1 hereof, in the event the Issuer shall issue BANs as herein provided, the Issuer (i) may issue Bonds in such principal amounts and at such times so that the Issuer may realize from the sale thereof net proceeds sufficient to pay or redeem such BANs in accordance with their terms, and (ii) may use and pledge the proceeds from the sale of the Bonds in anticipation of which the BANs had been issued for and to the payment of such BANs and related Issuer Expenses in accordance with the Resolution.

1.4 The Issuer and the State agree that this Financing Agreement is executed in part in order to induce persons to purchase the Bonds to be issued to finance Authorized Purposes and for the purposes of securing such Bonds and, accordingly, all of the covenants and agreements on the part of the Issuer and the State set forth in this Financing Agreement are hereby declared to be for the benefit of the Holders from time to time of the Bonds. Accordingly:

(a) The Issuer may pledge, assign, or transfer the right to receive and collect Financing Agreement Payments from moneys on deposit and paid from the Revenue Bond Tax Fund and other sources authorized under Section 68-b, together with the Issuer's rights to enforce this Financing Agreement, and from and after such pledge, assignment, or transfer, such assignee shall have the Issuer's rights and privileges hereunder to the extent, and as conferred, in such pledge, assignment, and transfer and as further provided in the Resolution.

(b) In connection with the State's exercise of its right under Section 68-c and under the Resolution, upon the amendment of the State Constitution allowing the issuance or assumption of bonds, notes or other obligations secured by revenues, which may include the Revenues securing the Bonds, (i) to assume, in whole or part, the Bonds, (ii) to extinguish the existing lien of such Resolution, and (iii) to substitute security for the Bonds, in each case only so long as such assumption, extinguishment or substitution is completed in accordance with such Resolution, the Issuer may make such pledge, assignment and transfer set forth in paragraph (a) above to such successor entity, as provided by law. Upon completion of such assumption, extinguishment or substitution, the Issuer shall no longer be obligated under this Financing Agreement or under the Resolution.

1.5 Each Series of Bonds or other obligations issued pursuant to the Acts and the Resolution shall be enumerated in a schedule appended to this Agreement. It shall be sufficient, with the approval of the parties hereto, in connection with the issuance by the Issuer of Bonds or other obligations to cause a supplemental schedule to be certified by the Director of the Budget with the same force and effect as if incorporated herein. The foregoing provisions shall be applicable, subject to the Resolution, to the issuance of Subordinated Indebtedness or other obligations under the Resolution and the Acts.

## **II. DUTIES OF AND PAYMENTS BY THE STATE**

2.1 No later than thirty (30) days after the submission of the executive budget in accordance with Article VII of the State Constitution, the Director of the Budget shall prepare a certificate setting forth the amount of monthly receipts anticipated to be deposited in the Revenue Bond Tax Fund during the fiscal year beginning April first of that year together with the monthly amounts necessary to be set aside from the receipts of such Fund, as shall be sufficient to meet the total cash requirements of the Issuer during such fiscal year, based on information that shall be provided by the Issuer and in the manner required by Section A-607 of the Resolution.

The Director of the Budget may revise such certification at such times as necessary, provided, however, that the Director of the Budget shall (i) promptly revise such certification if additional amounts are necessary to meet the cash requirements of the Issuer and (ii) as necessary, revise such certification not later than thirty (30) days after the issuance of any Bonds, including Refunding Bonds, and after the adoption of any Parity Reimbursement Obligation, Reimbursement Obligation, Qualified Swap, Subordinated Indebtedness or other financial arrangement affecting the cash requirements of the Issuer and as authorized by the Resolution.

2.2 (a) Subject to the provisions of Section 2.7 hereof, the State agrees to pay to the Trustee, on behalf of the Issuer, no later than five Business Days prior to the time payment is required to be made to Holders of the Bonds or holders of Parity Reimbursement Obligations or other obligations in

any year for which the Issuer shall have Bonds Outstanding or Parity Reimbursement Obligations or other obligations outstanding, a sum of money constituting Financing Agreement Payments equal to the amount necessary to provide for the payment of the principal of (including Mandatory Sinking Fund payments) and interest on the Bonds or amounts due on any Parity Reimbursement Obligations or other obligations coming due on the next succeeding Bond payment date, as certified in writing by an Authorized Officer of the Issuer to the Director of the Budget. Such Financing Agreement Payments shall include Issuer Expenses, as certified by such Authorized Officer, with the concurrence of the Director of the Budget, and amounts due on any Subordinated Indebtedness or other obligations incurred under the Resolution, to the Director of the Budget.

(b) In the event any Bonds, Parity Reimbursement Obligations or other obligations shall bear interest at other than a fixed interest rate, the State shall pay interest as follows: (i) the amount accrued at the actual rate or rates borne, to the extent such rate or rates are known in advance of the Bond payment date, plus; (ii) if necessary, an amount accrued at the Estimated Average Interest Rate through the next scheduled Bond payment date, less; (iii) any amount paid pursuant to (ii) relating to the preceding Bond payment date in excess of the amount paid to Bondholders and holders of Parity Reimbursement Obligations or other obligations through such preceding Bond payment date.

2.3 (a) The State may, at any time in its sole discretion, choose to prepay all or any part of the payments payable under Section 2.2 hereof. Any amounts so prepaid shall be credited to the payments to be made by the State under Section 2.2 hereof.

(b) The State may, at any time in its sole discretion, make payments to the Issuer for the purpose of (i) directly funding Authorized Purposes which will not be funded with the proceeds of Bonds; (ii) paying BANs at their maturity or earlier redemption date, as provided in Section 1.3 hereof; (iii) redeeming Bonds pursuant to the exercise by the Issuer of any option it may have under the Resolution; and (iv) defeasing Bonds or BANs prior to their maturity or redemption date as permitted by and in accordance with the procedures for defeasance set forth in the Resolution or otherwise. Any payments made by the State to the Issuer for the purposes set forth in this subsection shall, subject to the provisions of the Resolution, be applied by the Issuer to such purpose, and, if so directed herein or in the Resolution, shall be deposited in a Fund or account established under the Resolution or set aside with the Trustee, if any, or the Paying Agent as provided herein or in the Resolution.

2.4 The State further agrees upon request of the Issuer to pay all amounts constituting Financing Agreement Payments (i) which may become due to any provider of a Credit Facility in connection with a Credit Facility which may have been obtained if and to the extent such obligation arises as a result of the State's failure to make any payment pursuant to Section 2.1 hereof and (ii) which may become due pursuant to any agreement relating to a Parity Reimbursement Obligation, Reimbursement Obligation, Qualified Swap or the issuance of Variable Interest Rate Bonds as contemplated by Section 1.2(b) of this Financing Agreement.

2.5 The State agrees to pay to the Issuer such amounts (constituting Financing Agreement Payments) as may be necessary in order for the Issuer to maintain the exclusion from gross income of interest on Bonds issued as Tax-Exempt Bonds under the Code, including without limitation, amounts required to be paid by the Issuer to the United States as rebate of investment earnings and amounts required to be deposited by the Issuer in a yield restricted sinking fund, at such times as the Issuer deems necessary to maintain such exclusion.

2.6 The State agrees that, subject to the provisions of Section 2.7 hereof, its obligation to make the payments provided for in this Financing Agreement shall be absolute and unconditional, without

any rights of set-off, recoupment or counterclaim the State may have against the Issuer or any other person or entity having an interest in this Financing Agreement or the payments made hereunder.

2.7 Notwithstanding anything in this Financing Agreement to the contrary (i) the obligation of the State acting by and through the Director of the Budget to make any Financing Agreement Payments required to be paid under this Financing Agreement is subject to annual appropriation by the State Legislature; and (ii) the obligation of the State acting by and through the Director of the Budget to pay any Financing Agreement Payments hereunder shall not constitute a debt of the State within the meaning of any constitutional or statutory provisions and shall be deemed executory only to the extent of monies available and no liability shall be incurred by the State beyond the moneys available for that purpose. Furthermore, this Financing Agreement does not constitute a debt of the State or a contractual obligation in excess of the amounts appropriated therefore and the State has no continuing legal or moral obligation to appropriate moneys for any Financing Agreement Payment due hereunder.

2.8 The term of this Financing Agreement shall continue until all Bonds or other obligations incurred under the Resolution, have been paid at maturity or the debt service on such Bonds or other obligations has been provided for and the Bonds are no longer Outstanding under the Resolution and the State has fulfilled all its obligations under this Agreement.

### **III. DUTIES OF THE ISSUER**

3.1 The Issuer agrees to issue the Bonds for the purpose of carrying out the provisions of the Resolution and the Acts.

3.2 The Issuer agrees to apply the proceeds derived from the sale of the Bonds and from Financing Agreement Payments in accordance with the applicable provisions of the Resolution and the Acts.

3.3 Upon the issuance of the Bonds, the provisions of the Resolution relating to all Funds and accounts and the application and investment thereof shall apply.

3.4 No later than ten (10) Business Days after the issuance of Bonds or any other obligation under the Resolution, the Issuer shall furnish to the Director of the Budget a schedule of the Financing Agreement Payments, including debt service to be made on each date with respect to such Bonds or other obligations and related Issuer Expenses. Interest on Bonds or other obligations bearing interest at other than a fixed rate shall be calculated using the Estimated Average Interest Rate.

3.5 Upon payment to the Issuer of the amount required therefore and the State's direction to the Issuer to do so, the Issuer shall exercise any option it may have under the Resolution to redeem all or any portion of the Bonds, and the Issuer shall deposit into the Debt Service Fund all payments received from the State and designated for such purpose.

3.6 In addition to the duties of the Issuer with respect to the constitutional and statutory audit powers granted the State or any officer thereof, the Issuer agrees to keep or cause to be kept accounts and records which clearly identify the purposes for which moneys received by the Issuer (including Bond proceeds) pursuant to this Financing Agreement have been expended. The Issuer agrees to submit annual financial reports to the State within ninety (90) days after the end of each Issuer fiscal year during which this Financing Agreement is in force. The Issuer agrees to make available for inspection by the State its accounts and records as may be determined necessary or desirable by the State.

3.7 During each year the Issuer shall have Outstanding Bonds or other obligations outstanding under the Resolution, the Issuer shall, no later than October first, certify in writing to the Director of the Budget the schedule of anticipated cash requirements due from the State pursuant to Sections 2.1, 2.2, 2.4 and 2.5 of this Financing Agreement for the next State Fiscal Year, and for the four State Fiscal Years following such Fiscal Year, in such detail as the Director of the Budget may require. Any such schedule of anticipated cash requirements shall set forth any amounts held in Funds or accounts under the Resolution and available for a credit against such Financing Agreement Payment requirements as provided in this Financing Agreement. In calculating the amount of anticipated cash requirements with respect to Qualified Swaps, the Issuer shall include an amount not less than eighteen percent (18%) of the aggregate notional amount of all Qualified Swaps then in effect (or such other percentage as may be agreed by the Issuer and the State from time to time).

3.8 Any moneys received by the Issuer from a Qualified Swap Provider shall be deposited in the Debt Service Fund.

3.9 In order to allow the Director of the Budget to comply with his or her obligations under the Enabling Act or the Resolution, the Issuer, upon the request of the Director of the Budget, shall provide to the Director current cash requirements relating to Finance Agreement Payments due to the Issuer.

3.10 The Issuer agrees, upon request of the State, to use its best efforts to issue Bonds to refund or otherwise repay, in accordance with the terms of the Resolution, all or any portion of Outstanding Bonds or Prior Obligations. Such Refunding Bonds shall be deemed Bonds for all purposes of this Financing Agreement, except that, notwithstanding the provisions of Section 3.1 hereof, the net proceeds derived from the sale of such Refunding Bonds shall be used by the Issuer to pay or provide for the payment of the Bonds or Prior Obligations to be refunded or repaid and Issuer Expenses.

3.11 When all Bonds issued under the Resolution and all other obligations incurred under the Resolution have been paid or deemed paid within the meaning of the Resolution, the Issuer shall promptly remit or cause to be remitted to the State any moneys remaining in any of the Funds and accounts not required for the payment or redemption of Bonds or other obligations not theretofore surrendered for such payment or redemption (all after transfer of any necessary moneys to the Rebate Fund). Any moneys or investments paid by the State to the Issuer or the Trustee or other fiduciary for the purposes of economically defeasing Bonds, shall be held for such purpose for the benefit of the Holders of such Bonds in accordance with the instructions of the Director of the Budget, consistent with the terms of the Resolution.

#### **IV. PLEDGE AND ASSIGNMENT**

4.1 The State hereby consents to the pledge and assignment by the Issuer to the Holders of any of its Bonds, or to any trustee acting on their behalf, of all or any part of the benefits or rights of the Issuer herein, and to the holders or trustees of other obligations issued under the Resolution, of the payments by the State as provided herein and of the Funds and accounts established under the Resolution (except for the Rebate Fund and other Funds as provided in the Resolution).

#### **V. SPECIAL COVENANTS**

5.1 The State agrees that whenever requested by the Issuer, with reasonable advance notification, it shall provide and certify information concerning the State and various other related entities (i) for publication in an official statement, placement memorandum or other similar disclosure document relating to the sale or issuance of the Bonds or other obligations under the Resolution, and (ii) necessary

to allow the Issuer to make undertakings or contractual commitments which would permit underwriters or dealers to comply with federal securities law including, without limitation, the provisions of Rule 15c2-12 under the Securities Exchange Act of 1934, as amended. Such information shall be in the standard format utilized for State issuances. The State also agrees to make available any information necessary to enable the Issuer to make any reports required by law or government regulations in connection with the Bonds or other obligations under the Resolution.

5.2 Neither the Issuer nor the State will terminate this Financing Agreement for any cause including, without limiting the generality of the foregoing, an Event of Default by either party, any acts or circumstances which may constitute failure of consideration or frustration of purpose or the failure of either party to perform and observe any duty, liability or obligation arising out of or connected with this Financing Agreement.

5.3 Subject to the limitations contained in the Resolution, the State and the Issuer reserve the right to amend, modify or rescind this Financing Agreement or any supplemental agreement entered into pursuant to this Section 5.3 in any manner; provided that no such amendment, modification or rescission shall materially adversely affect the interest of the Holders of Bonds or holders of Parity Reimbursement Obligations or other obligations. Specifically, and without limiting the generality of the foregoing, this Financing Agreement may be amended or modified (i) to provide for additional payments to the Issuer, (ii) to provide for modified payment provisions, including timing thereof, consistent with the provisions of the Resolution in connection with the issuance of Bonds, Parity Reimbursement Obligations or other obligations (iii) to cure any ambiguity or (iv) to correct or supplement any provisions contained in this Financing Agreement which may be defective or inconsistent with any other provisions contained herein. For the purposes of this Section, Bonds, Parity Reimbursement Obligations or other obligations shall be deemed to be materially adversely affected by an amendment, modification or rescission of this Financing Agreement, if the same materially adversely affects or diminishes the rights of the Holders of the Bonds, holders of Parity Reimbursement Obligations or other obligations or any provider of a Credit Facility. The Issuer may in its discretion determine whether or not, in accordance with the foregoing provision, Bonds, Parity Reimbursement Obligations or other obligations would be materially adversely affected by any amendment, modification or rescission, and such determination shall be binding and conclusive on the State, Bondholders, holders of Parity Reimbursement Obligations or other obligations, the Trustee and the provider of a Credit Facility.

5.4 The State acknowledges and agrees that, in the event of any conflict between any of the provisions of this Financing Agreement and any of the provisions of the Resolution, the provisions of the Resolution shall be controlling; provided, however, that neither the Resolution nor any supplement or amendment thereto shall purport to limit or supersede the provisions set forth in Section 2.7 hereof.

5.5 The State, acknowledges and agrees that moneys in the Funds and accounts established under the Resolution may be invested in Investment Obligations authorized by the Resolution and that the Issuer may restrict such investments, or the yield to be realized therefrom, as it may deem necessary or appropriate in order to maintain the exclusion from gross income of interest on the Bonds issued as Tax-Exempt Bonds under the Code. Investment earnings shall be applied as permitted by the Resolution.

5.6 The State, to the extent authorized by law, shall indemnify and save harmless the Issuer from and against any and all liability, loss, damage, interest, judgments and liens growing out of, and any and all costs and expenses (including, but not limited to, counsel fees and disbursements) arising out of or incurred in connection with any and all claims, demands, suits, actions or proceedings which may be made or brought against the Issuer arising out of any determinations made or actions taken or omitted to be taken or compliance with any obligations under or pursuant to the Enabling Act, including the

issuance, incurrence and delivery of Bonds, BANs, Parity Reimbursement Obligations, Subordinated Indebtedness or other obligations under the Resolution.

5.7 The State agrees to request appropriations during the term of this Financing Agreement in an amount at least equal to the amounts certified to by the Issuer pursuant to Section 3.7 of this Financing Agreement. The State also agrees to request appropriations during the term of all financing agreements entered into with all Authorized Issuers pursuant to the Enabling Act in amounts at least equal to the amounts certified by each Authorized Issuer pursuant to such financing agreements and to meet its other obligations under such financing agreements.

## **VI. EVENTS OF DEFAULT BY THE STATE AND REMEDIES**

6.1 If for any reason, other than a failure by the State Legislature to appropriate moneys for such purpose, the State shall fail to pay when due any Financing Agreement Payments, or shall fail to observe or perform any other covenant, condition or agreement on its part to be observed or performed, the Issuer shall, if such default has not been cured, have the right to institute any action in the nature of mandamus or take whatever action at law or in equity may appear necessary or desirable to collect the payments then due or thereafter to become due or to enforce performance and observance of any obligation, agreement or covenant of the State hereunder.

6.2 The remedies conferred upon or reserved to the Issuer under Section 6.1 hereof in respect of any default described therein are not intended to be exclusive of any other available remedy or remedies and shall be in addition to every other remedy now or hereafter existing at law or in equity; provided, however, that such remedy or remedies may in no event include a termination of this Financing Agreement, nor may they include any amendment, change, modification or alteration of this Financing Agreement that is prohibited by Section 5.2 or 5.3 hereof.

6.3 The State shall promptly notify the Issuer in writing that an Event of Default has occurred under the Resolution, including any events of default under resolutions or financing agreements of any Authorized Issuer related to obligations authorized by the Enabling Act. The State also agrees that upon the occurrence of an Event of Default, or event of default described in the preceding sentence, funds available through appropriation from the Revenue Bond Tax Fund will be available on an equitable basis among Authorized Issuers under the Enabling Act.

## **VII. EVENTS OF DEFAULT BY THE ISSUER AND REMEDIES**

7.1 If the Issuer shall fail to observe or perform any covenant, condition or agreement contained in this Financing Agreement or the Resolution on its part to be observed or performed and such failure to observe or perform shall have continued for sixty (60) days after written notice, specifying such failure and requesting that it be remedied, is given to the Issuer by the State, the State shall, if the default has not been cured, have the right to institute an action in the nature of mandamus or take whatever action at law or in equity may appear necessary or desirable to enforce performance and observance of any obligation, agreement or covenant of the Issuer hereunder.

7.2 The remedies conferred upon or reserved to the State under Section 7.1 hereof in respect of any default described therein are not intended to be exclusive of any other available remedy or remedies and shall be in addition to every other remedy now or hereafter existing at law or in equity; provided, however, that such remedy or remedies may in no event include a termination of the Financing Agreement or of the obligations of the State to make the payments provided for in Article II hereof, nor may they include any amendment, change, modification or alteration of this Financing Agreement that is prohibited by Section 5.2 or 5.3 hereof.



## VIII. MISCELLANEOUS

8.1 The revenues, facilities, properties and any and all other assets of the Issuer of any name and nature, other than the Pledged Property, may not be used for, or as a result of any court proceedings or otherwise applied to, the payment of Bonds, any redemption premium therefore or the interest thereon or any other obligations under the Resolution, and under no circumstances shall these be available for such purposes.

8.2 The waiver by either party of a breach by the other shall not be deemed to waive any other breach hereunder nor shall any delay or omission to exercise any right or power upon any default impair any such right or power or be construed as a waiver thereof.

8.3 In the event any provision of this Financing Agreement shall be held invalid or unenforceable by any court of competent jurisdiction, such holding shall not invalidate or render unenforceable any other provision hereof.

8.4 All notices provided for in this Financing Agreement shall be in writing and shall be delivered personally to or sent by certified or registered mail to the respective offices of the State and the Issuer as follows:

If to the State:	Director of the Budget State of New York Executive Department Division of the Budget State Capitol, Room 113 Albany, New York 12224
If to the Issuer:	General Counsel Dormitory Authority of the State of New York 515 Broadway Albany, New York 12207

The Issuer or the State may from time to time designate in writing other representatives with respect to receipt of notices.

8.5 This Financing Agreement, including any schedules referred to in Section 1.5, represents the entire agreement between the parties. It may not be amended or modified otherwise than by a written instrument executed by both parties. Such amendments shall not be contrary to the provisions of Section 5.2 or 5.3 hereof.

8.6 Nothing in this Financing Agreement shall be construed to confer upon or to give to any person or corporation other than the State, the Issuer, a Holder of any Bonds, a holder of other obligations under the Resolution, or any trustee acting under the Resolution, any right, remedy or claim under or by reason of this Financing Agreement or any provision thereof.

8.7 This Financing Agreement shall be construed and interpreted in accordance with the laws of the State of New York and any suits or actions arising out of this Financing Agreement shall be instituted in a court of competent jurisdiction in the State.

8.8 This Financing Agreement may be executed in several counterparts, each of which shall be deemed to be an original but such counterparts together shall constitute one and the same instrument.

8.9 Capitalized terms used but not otherwise defined herein shall have the meanings set forth in the Resolution.

IN WITNESS WHEREOF, the State has caused this Financing Agreement to be executed in its name by the Director of the Budget and the Issuer has caused this instrument to be signed by its Authorized Officer all as of the date and year first above written.

State of New York

\_\_\_\_\_  
Director of the Budget

Dormitory Authority of the State of New York

\_\_\_\_\_  
Authorized Officer

Approval as to form:  
Attorney General

By: \_\_\_\_\_

Date: \_\_\_\_\_

Approved:

By: \_\_\_\_\_  
State Comptroller

Date: \_\_\_\_\_

**APPENDIX D**

**PROPOSED FORMS OF CO-BOND COUNSEL OPINIONS**

[THIS PAGE INTENTIONALLY LEFT BLANK]

## APPENDIX D

### PROPOSED FORMS OF CO-BOND COUNSEL OPINIONS

#### FORM OF APPROVING OPINION OF HAWKINS DELAFIELD & WOOD LLP, CO-BOND COUNSEL TO DASNY FOR THE SERIES 2017 BONDS

Upon delivery of the Series 2017 Bonds, Hawkins Delafield & Wood LLP, Co-Bond Counsel to DASNY, proposes to issue its legal opinion in substantially the following form:

HAWKINS DELAFIELD & WOOD LLP  
7 WORLD TRADE CENTER, 250 GREENWICH STREET, 41ST FLOOR  
NEW YORK, NEW YORK 10007-2442

Dormitory Authority of the  
State of New York  
515 Broadway  
Albany, New York 12207

Ladies and Gentlemen:

We, as Co-Bond Counsel to the Dormitory Authority of the State of New York (the “Authority”), a body corporate and politic of the State of New York (the “State”), constituting a public benefit corporation created and existing under the Dormitory Authority Act, being Chapter 524 of the Laws of New York of 1944, as amended (the “Dormitory Authority Act”), have examined a record of proceedings relating to the issuance of the Authority’s \$1,610,190,000 aggregate principal amount of State Personal Income Tax Revenue Bonds (General Purpose), Series 2017B (Tax-Exempt) (the “Series 2017B Bonds”), \$22,355,000 aggregate principal amount of State Personal Income Tax Revenue Bonds (General Purpose), Series 2017C (Tax-Exempt) (the “Series 2017C Bonds”), and \$34,580,000 aggregate principal amount of State Personal Income Tax Revenue Bonds (General Purpose), Series 2017D (Federally Taxable) (the “Series 2017D Bonds” and, together with the Series 2017B Bonds and the Series 2017C Bonds, the “Series 2017 Bonds”).

The Series 2017 Bonds are issued under and pursuant to the Dormitory Authority Act, the New York State Medical Care Facilities Finance Authority Act, being Chapter 392 of the Laws of New York of 1973, as amended, and the Health Care Financing Consolidation Act, being a part of Chapter 83 of the Laws of New York of 1995 (collectively, the “Act”), Part I of Chapter 383 of the Laws of New York of 2001, as amended (the “Enabling Act”), and the State Personal Income Tax Revenue Bonds (General Purpose) General Bond Resolution adopted by the Authority on April 29, 2009 (the “Bond Resolution”), as supplemented by Supplemental Resolution 2017-1 Authorizing State Personal Income Tax Revenue Bonds adopted by the Authority on April 12, 2017 and Supplemental Resolution 2017-2 Authorizing State Personal Income Tax Revenue Bonds (General Purpose), adopted by the Authority on May 10, 2017 (collectively, the “Series 2017 Supplemental Resolutions”). The Bond Resolution and the Series 2017 Supplemental Resolutions are herein collectively referred to as the “Resolutions”. Capitalized terms not otherwise defined herein shall have the meanings ascribed thereto in the Resolutions.

The Authority has reserved the right to issue additional Bonds on the terms and conditions and for the purposes stated in the Bond Resolution. Under and subject to the terms of the Bond Resolution, the Series 2017 Bonds and all Bonds heretofore and hereafter issued under the Bond

Resolution rank and will rank equally as to security and payment. In addition, all State Personal Income Tax Revenue Bonds issued pursuant to the Enabling Act by Authorized Issuers for Authorized Purposes are on a parity with each other as to payments from the Revenue Bond Tax Fund established by Section 92-z of the New York State Finance Law (the “Revenue Bond Tax Fund”), subject to annual appropriation by the New York State Legislature.

Pursuant to the Enabling Act, neither the Authority nor the owners of the Series 2017 Bonds have or will have a lien on the monies on deposit in the Revenue Bond Tax Fund. In addition, pursuant to the Enabling Act, nothing contained therein shall be deemed to restrict the right of the State of New York to amend, repeal, modify or otherwise alter statutes imposing or relating to the taxes imposed pursuant to Article 22 of the New York Tax Law.

We are of the opinion that:

1. The Authority has been duly created and is validly existing under the Act and has the right, power and authority to adopt the Resolutions and the Resolutions have been duly and lawfully adopted by the Authority, are in full force and effect and are valid and binding upon the Authority and enforceable in accordance with their terms.

2. The Resolutions create the valid pledge which they purport to create of the Pledged Property, subject to the application thereof to the purposes and on the conditions permitted by the Resolutions.

3. The Series 2017 Bonds have been duly and validly authorized and issued by the Authority and are valid and binding special obligations of the Authority, payable solely from the sources provided therefor in the Resolutions.

4. The Series 2017 Bonds are not a debt of the State of New York, and the State of New York is not liable thereon, nor shall the Series 2017 Bonds be payable out of funds of the Authority other than those pledged for the payment of the Series 2017 Bonds.

5. The Financing Agreement dated as of July 1, 2009, between the Authority and the Director of the Budget of the State of New York, as supplemented (the “Financing Agreement”), has been duly authorized, executed and delivered by the Authority and, assuming due authorization, execution and delivery thereof by the Director of the Budget of the State of New York, constitutes a legal, valid and binding obligation of the Authority enforceable in accordance with its terms.

6. Under existing statutes and court decisions, (i) interest on the Series 2017B Bonds and the Series 2017C Bonds (collectively, the “Tax-Exempt 2017 Bonds”) is excluded from gross income for Federal income tax purposes pursuant to Section 103 of the Internal Revenue Code of 1986, as amended (the “Code”), except that no opinion is expressed as to such exclusion of interest on any Series 2017C Bond for any period during which the Series 2017C Bond is held by a person who, within the meaning of Section 147(a) of the Code, is a “substantial user” of the facilities financed with proceeds of the Series 2017C Bonds or a “related person,” (ii) interest on the Series 2017B Bonds is not treated as a preference item in calculating the alternative minimum tax imposed on individuals and corporations under the Code; such interest, however, is included in the adjusted current earnings of certain corporations for purposes of calculating the alternative minimum tax imposed on such corporations, and (iii) interest on the Series 2017C Bonds is not treated as a preference item in calculating the alternative minimum tax imposed on individuals and corporations under the Code and is not included in the adjusted current earnings of corporations for purposes of calculating the alternative minimum tax. In rendering this opinion, we have relied on certain representations, certifications of fact, and statements of reasonable

expectations made by, as applicable, the Authority, the State University of New York (“SUNY”), the State University Construction Fund (“SUCF”), the City University of New York (“CUNY”), the City University Construction Fund (“CUCF”), the New York State Education Department (“SED”), the New York State Office of Court Administration (“OCA”), the New York State Department of Transportation (“DOT”), the Thruway Authority, the Metropolitan Transportation Authority (“MTA”), the New York State Department of Health (“DOH”), the New York State Office of Mental Health (“OMH”), the New York State Office of Alcoholism and Substance Abuse Services (“OASAS”), the New York State Office for People with Developmental Disabilities (“OPWDD”), each voluntary agency receiving a loan from DASNY being financed with proceeds of the Tax-Exempt 2017 Bonds (collectively, the “Voluntary Agencies”) and others, and Co-Bond Counsel have assumed compliance by, as applicable, the Authority, SUNY, SUCF, CUNY, CUCF, SED, OCA, DOT, Thruway Authority, MTA, DOH, OMH, OASAS, OPWDD and the Voluntary Agencies with certain ongoing covenants to comply with certain ongoing covenants to comply with applicable requirements of the Code to assure the exclusion of interest on the Tax-Exempt 2017 Bonds from gross income under Section 103 of the Code. For any Tax-Exempt 2017 Bonds having original issue discount (“OID”), OID that has accrued and is properly allocable to the owners of such Bonds under Section 1288 of the Code is excludable from gross income for Federal income tax purposes to the same extent as other interest on the Tax-Exempt 2017 Bonds.

7. Interest on the Series 2017D Bonds is included in gross income for Federal income tax purposes pursuant to the Code.

8. Under existing statutes, interest on the Series 2017 Bonds is exempt from personal income taxes imposed by the State of New York or any political subdivision thereof (including The City of New York).

We express no opinion regarding any other Federal or state tax consequences with respect to the Series 2017 Bonds. We render this opinion under existing statutes and court decisions as of the issue date, and assume no obligation to update, revise or supplement our opinion to reflect any action hereafter taken or not taken, or any facts or circumstances that may hereafter come to our attention, or changes in law or in interpretations thereof that may hereafter occur, or for any other reason. We express no opinion on the effect of any action hereafter taken or not taken in reliance upon an opinion of other counsel on the exclusion from gross income for Federal income tax purposes of interest on the Tax-Exempt 2017 Bonds, or the exemption from personal income taxes of interest on the Series 2017 Bonds under state and local tax law.

In rendering this opinion, we are advising you that the enforceability of rights and remedies with respect to the Series 2017 Bonds, the Resolutions and the Financing Agreement may be limited by bankruptcy, insolvency and other laws affecting creditors’ rights or remedies heretofore or hereafter enacted and is subject to general principles of equity (regardless of whether such enforceability is considered in a proceeding in equity or at law).

We have examined an executed Series 2017B Bond, an executed Series 2017C Bond and an executed Series 2017D Bond and, in our opinion, the forms of said Bonds and their execution are regular and proper.

Very truly yours,

FORM OF APPROVING OPINION OF GOLDEN HOLLEY JAMES LLP,  
CO-BOND COUNSEL TO DASNY FOR THE SERIES 2017 BONDS

Upon delivery of the Series 2017 Bonds, Golden Holley James LLP, Co-Bond Counsel to DASNY, proposes to issue its legal opinion in substantially the following form:

GOLDEN HOLLEY JAMES LLP  
ONE GRAND CENTRAL PLACE,  
60 EAST 42ND STREET, SUITE 4700  
NEW YORK, NEW YORK 10017

Dormitory Authority of the  
State of New York  
515 Broadway  
Albany, New York 12207

Ladies and Gentlemen:

We have acted as Co-Bond Counsel to the Dormitory Authority of the State of New York (the “Authority”), a body corporate and politic of the State of New York (the “State”), constituting a public benefit corporation created and existing under the Dormitory Authority Act, being Chapter 524 of the Laws of New York of 1944, as amended (the “Dormitory Authority Act”), in connection with the issuance of the Authority’s \$1,610,190,000 aggregate principal amount of State Personal Income Tax Revenue Bonds (General Purpose), Series 2017B (Tax-Exempt) (the “Series 2017B Bonds”), \$22,355,000 aggregate principal amount of State Personal Income Tax Revenue Bonds (General Purpose), Series 2017C (Tax-Exempt) (the “Series 2017C Bonds”), and \$34,580,000 aggregate principal amount of State Personal Income Tax Revenue Bonds (General Purpose), Series 2017D (Federally Taxable) (the “Series 2017D Bonds” and, together with the Series 2017B Bonds and the Series 2017C Bonds, the “Series 2017 Bonds”). In such capacity, we have examined such laws and such certified proceedings, certifications, and other documents as we have deemed necessary to render this opinion.

The Series 2017 Bonds are issued under and pursuant to the Dormitory Authority Act, the New York State Medical Care Facilities Finance Authority Act, being Chapter 392 of the Laws of New York of 1973, as amended, and the Health Care Financing Consolidation Act, being a part of Chapter 83 of the Laws of New York of 1995 (collectively, the “Act”), Part I of Chapter 383 of the Laws of New York of 2001, as amended (the “Enabling Act”), and the State Personal Income Tax Revenue Bonds (General Purpose) General Bond Resolution adopted by the Authority on April 29, 2009 (the “Bond Resolution”), as supplemented by Supplemental Resolution 2017-1 Authorizing State Personal Income Tax Revenue Bonds adopted by the Authority on April 12, 2017 and Supplemental Resolution 2017-2 Authorizing State Personal Income Tax Revenue Bonds (General Purpose), adopted by the Authority on May 10, 2017 (collectively, the “Series 2017 Supplemental Resolutions”). The Bond Resolution and the Series 2017 Supplemental Resolutions are herein collectively referred to as the “Resolutions”. Capitalized terms not otherwise defined herein shall have the meanings ascribed thereto in the Resolutions.

Pursuant to the Bond Resolution, (i) the Authority has reserved the right to issue additional Bonds on the terms and conditions and for the purposes stated in the Bond Resolution, and (ii) the Series 2017 Bonds and all Bonds heretofore and hereafter issued under the Bond Resolution rank and will rank equally as to security and payment. In addition, pursuant to the Enabling Act, all State Personal Income Tax Revenue Bonds issued under the Enabling Act by Authorized Issuers (as defined in the Enabling Act) for Authorized Purposes (as defined in the Enabling Act) are on a parity with each other as



to payments from the Revenue Bond Tax Fund established by Section 92-z of the New York State Finance Law (the "Revenue Bond Tax Fund"), subject to annual appropriation by the New York State Legislature.

Pursuant to the Enabling Act, neither the Authority nor the owners of the Series 2017 Bonds have or will have a lien on the monies on deposit in the Revenue Bond Tax Fund. In addition, pursuant to the Enabling Act, nothing contained therein shall be deemed to restrict the right of the State of New York to amend, repeal, modify or otherwise alter statutes imposing or relating to the taxes imposed pursuant to Article 22 of the New York Tax Law.

We are of the opinion that:

1. The Authority has been duly created and is validly existing under the Act and has the right, power and authority to adopt the Resolutions and the Resolutions have been duly and lawfully adopted by the Authority, are in full force and effect and are valid and binding upon the Authority and enforceable in accordance with their terms.

2. The Resolutions create the valid pledge which they purport to create of the Pledged Property, subject to the application thereof to the purposes and on the conditions permitted by the Resolutions.

3. The Series 2017 Bonds have been duly and validly authorized and issued by the Authority and are valid and binding special obligations of the Authority, payable solely from the sources provided therefor in the Resolutions.

4. The Series 2017 Bonds are not a debt of the State of New York, and the State of New York is not liable thereon, nor shall the Series 2017 Bonds be payable out of funds of the Authority other than those pledged for the payment of the Series 2017 Bonds.

5. The Financing Agreement dated as of July 1, 2009, between the Authority and the Director of the Budget of the State of New York, as supplemented (the "Financing Agreement"), has been duly authorized, executed and delivered by the Authority and, assuming due authorization, execution and delivery thereof by the Director of the Budget of the State of New York, constitutes a legal, valid and binding obligation of the Authority enforceable in accordance with its terms.

In rendering this opinion, we are advising you that the enforceability of rights and remedies with respect to the Series 2017 Bonds, the Resolutions and the Financing Agreement may be limited by bankruptcy, insolvency and other laws affecting creditors' rights or remedies heretofore or hereafter enacted and is subject to general principles of equity (regardless of whether such enforceability is considered in a proceeding in equity or at law).

We have examined an executed Series 2017B Bond, an executed Series 2017C Bond and an executed Series 2017D Bond and, in our opinion, the forms of said Bonds and their execution are regular and proper.

Very truly yours,

[THIS PAGE INTENTIONALLY LEFT BLANK]

**APPENDIX E**

**EXECUTED COPY OF MASTER CONTINUING DISCLOSURE AGREEMENT**

[THIS PAGE INTENTIONALLY LEFT BLANK]

# NEW YORK STATE PERSONAL INCOME TAX REVENUE BONDS

## MASTER CONTINUING DISCLOSURE AGREEMENT

**THIS MASTER CONTINUING DISCLOSURE AGREEMENT** dated as of May 1, 2002, as amended and restated as of July 1, 2009 and as further amended and restated as of December 1, 2010 (as so amended and restated, the “Agreement”), is made by and among each Authorized Issuer, the State, and the respective Trustees, each as defined below in Section 1.

In order to permit the Underwriters of each series of Bonds issued from and after the date hereof to comply with the provisions of Rule 15c2-12, each of the parties hereto (as applicable), in consideration of the mutual covenants herein contained and other good and lawful consideration, hereby agree, for the sole and exclusive benefit of the Holders and, for the purposes of Section 5, the beneficial owners of Bonds, as follows:

**SECTION 1. Definitions; Rules of Construction**(i) Capitalized terms used but not defined herein shall have the respective meanings ascribed to them in the Authorizing Document.

“*Annual Information*” shall mean the information specified in Section 3.

“*Authorizing Document*” shall mean the applicable Authorized Issuer’s State Personal Income Tax Revenue Bond General Resolution, including Annex A thereto, as supplemented and amended from time to time.

“*Authorized Issuer*” shall mean, individually, the Dormitory Authority of the State of New York, the New York State Environmental Facilities Corporation, the New York State Housing Finance Agency, the New York State Thruway Authority, and the New York State Urban Development Corporation, each a public corporation or a public benefit corporation of the State of New York that is designated as an Authorized Issuer under the Enabling Act, and any successors thereto or any other public benefit corporation of the State of New York which may be authorized from time to time by the Enabling Act to issue Bonds.

“*Bonds*” shall mean all of the State Personal Income Tax Revenue Bonds issued from time to time by Authorized Issuers and outstanding pursuant to the applicable Authorizing Document.

“*Comptroller*” shall mean the Comptroller of the State of New York.

“*Director*” shall mean the Director of the Budget of the State of New York.

“*DOB*” shall mean the Division of the Budget of the State of New York.

“*EMMA*” shall mean the Electronic Municipal Market Access system described in Securities Exchange Act Release No. 34-59062 (or any successor electronic information system) and maintained by the MSRB as the sole repository for the central filing of electronic disclosure pursuant to Rule 15c2-12.

“*Enabling Act*” shall mean Article 5-C of the State Finance Law, Chapter 56 of the Consolidated Laws of the State of New York, as supplemented and amended from time to time.

“*GAAP*” shall mean generally accepted accounting principles as prescribed from time to time for governmental units in the United States by the Governmental Accounting Standards Board.

“*GAAS*” shall mean generally accepted auditing standards as in effect from time to time in the United States.

“*Holder*” or “*Bondholder*” shall mean a registered owner of any Bond or Bonds.

“*MSRB*” shall mean the Municipal Securities Rulemaking Board established in accordance with the provisions of Section 15B(b)(1) of the Securities Exchange Act of 1934.

“*Rule 15c2-12*” shall mean Rule 15c2-12 under the Securities Exchange Act of 1934, as amended through the date of this Agreement, including any official interpretations thereof promulgated on or prior to the effective date of this Agreement.

“*State*” shall mean the State of New York, acting by and through the Director or the Comptroller.

“*Trustee*” shall mean the applicable trustee appointed by the applicable Authorized Issuer pursuant to an Authorizing Document, and their respective successors and assigns.

“*Underwriters*” shall mean the underwriter or underwriters that have contracted to purchase one or more series of Bonds from an Authorized Issuer at initial issuance.

(ii) Unless the context clearly indicates to the contrary, the following rules shall apply to the construction of this Agreement:

(a) Words importing the singular number shall include the plural number and vice versa.

(b) Any reference herein to a particular Section or subsection without further reference to a particular document or provision of law or regulation is a reference to a Section or subsection of this Agreement.

(c) The captions and headings herein are solely for convenience of reference and shall not constitute a part of this Agreement nor shall they affect its meaning, construction or effect.

## **SECTION 2. Obligations to Provide Continuing Disclosure.**

(i) Obligations of the State and the Trustees.

(a) The State, acting by and through the Director, hereby undertakes, for the benefit of Holders of the Bonds, to electronically file with the MSRB, no later than 120

days after the end of each of its fiscal years, commencing with the fiscal year ending March 31, 2002, the Annual Information relating to such fiscal year.

(b) The State, acting by and through the Comptroller, hereby undertakes, for the benefit of the Holders of the Bonds, to electronically file with the MSRB, no later than 120 days after the end of each of its fiscal years, commencing with the fiscal year ending March 31, 2002, audited financial statements of the State for such fiscal year; provided, however, that if audited financial statements are not then available, unaudited financial statements shall be so provided and such audited financial statements shall be electronically filed with the MSRB if and when they become available.

(c) The Director and each Trustee shall notify the applicable Authorized Issuer upon the occurrence of any of the events listed in Section 2(ii)(a) promptly upon becoming aware of the occurrence of any such event. With respect to the foregoing, no Trustee shall be deemed to have become aware of the occurrence of any such event unless an officer in its corporate trust department becomes aware of the occurrence of any such event.

(ii) Obligations of each Authorized Issuer. Each Authorized Issuer hereby undertakes, for the benefit of Holders of the Bonds issued by it, to provide the following:

(a) to the MSRB in a timely manner not in excess of ten business days after the occurrence of any of the events listed below, notice of any of such events with respect to the Bonds issued by it:

- (1) principal and interest payment delinquencies;
- (2) non-payment related defaults, if material;
- (3) unscheduled draws on debt service reserves reflecting financial difficulties;
- (4) unscheduled draws on credit enhancements reflecting financial difficulties;
- (5) substitution of credit or liquidity providers, or their failure to perform;
- (6) adverse tax opinions, the issuance by the Internal Revenue Service of proposed or final determinations of taxability, Notices of Proposed Issue (IRS Form 5701-TEB) or other material notices or determinations with respect to the tax status of the security, or other material events affecting the tax status of the security;
- (7) modifications to rights of security holders, if material;
- (8) bond calls, if material, and tender offers;
- (9) defeasances;

- (10) release, substitution, or sale of property securing repayment of the securities, if material;
  - (11) rating changes;
  - (12) bankruptcy, insolvency, receivership or similar event of the obligated person;
  - (13) the consummation of a merger, consolidation or acquisition involving an obligated person, or the sale of all or substantially all of the assets of the obligated person, other than in the ordinary course of business, the entry into a definitive agreement to undertake such an action or the termination of a definitive agreement relating to any such actions, other than pursuant to its terms, if material; and
  - (14) appointment of a successor or additional trustee, or the change of name of a trustee, if material.
- (b) to the MSRB, in a timely manner, notice of a failure by the State to comply with Section 2(i)(a) or (b).

(iii)(a) Termination or Modification of Disclosure Obligation. The obligations of the State hereunder may be terminated if the State is no longer an “obligated person” as defined in Rule 15c2-12; provided, however, that if the State has hereby obligated itself to provide information relating to any entity that thereafter continues to constitute such an “obligated person”, obligations of the State to provide such information shall not be so terminated. Upon any such termination, the State shall so advise each Authorized Issuer and each such Authorized Issuer shall electronically file notice thereof with the MSRB.

(b) Other Information. Nothing herein shall be deemed to prevent the Authorized Issuers or the State from disseminating any other information in addition to that required hereby in the manner set forth herein or in any other manner. If the Authorized Issuers or the State should disseminate any such additional information, neither the Authorized Issuers nor the State shall have any obligation hereunder to update such information or to include it in any future materials disseminated hereunder.

(c) Credit Enhancement. Each agreement governing the provision of a Credit Facility, if any, shall require the provider thereof to provide the applicable Authorized Issuer with prompt written notice of any change in the name, address, and telephone number of a place where then current information regarding such provider may be obtained. In addition, such agreement shall require each provider of a Credit Facility promptly to notify the applicable Authorized Issuer of a change in any rating relating to such provider that would affect the rating of the Bonds by any rating agency then rating the Bonds. The applicable Authorized Issuer shall promptly provide the Comptroller, the Director and the applicable Trustee with copies of all notices received by it under this Section 2(c). The provisions of this Section 2(c) shall also apply to each provider of a substitute Credit Facility.



(d) Disclaimer. Each of the Director, the Comptroller, the Authorized Issuers and the Trustees shall be obligated to perform only those duties expressly provided for such entity in this Agreement, and none of the foregoing shall be under any obligation to the Holders or other parties hereto to perform, or monitor the performance of, any duties of such other parties. Without limiting the general application of the foregoing, the Authorized Issuers shall be under no obligation to the Holders or any other party hereto to review or otherwise pass upon the Annual Information or the financial statements provided pursuant to Section 2(i), and its obligations hereunder shall be limited solely to the undertaking set forth in Section 2(ii) and to the requirements of Sections 2(iii)(c) and Section 8.

(iv) MSRB Prescribed Identifying Information. All documents provided to the MSRB pursuant to this Agreement shall be accompanied by identifying information as prescribed from time to time by the MSRB.

### **SECTION 3. Annual Information.**

(i) Specified Information. The Annual Information shall consist of the following:

(a) *financial information and operating data of the type included in the Official Statement for each series of Bonds, under the headings "PART 3 – "SECURITY AND SOURCES OF PAYMENT FOR STATE PERSONAL INCOME TAX REVENUE BONDS", and "PART 4 – SOURCES OF NEW YORK STATE PERSONAL INCOME TAX RECEIPTS FOR THE REVENUE BOND TAX FUND" which shall include information relating to the following:*

(1) a description of the personal income tax imposed by Article 22 of the New York State Tax Law, which shall include a description of the tax rate, the tax base and the components of the State personal income tax (unless the personal income tax has been materially changed or modified, in which case similar information about the changed or modified tax will be provided);

(2) a historical summary of the New York State Personal Income Tax Receipts, the Withholding Component, and deposits to the Revenue Bond Tax Fund for a period of at least the five most recent completed fiscal years then available, together with an explanation of the factors affecting collection levels; and

(b) *financial information and operating data of the type included in the Annual Information Statement of the State set forth as an Appendix to, or incorporated by cross reference in, the Official Statement for the Bonds, under the headings or sub-headings "Prior Fiscal Years", "Debt and Other Financing Activities", "State Government Employment", "State Retirement Systems", and "Authorities and Localities", including, more specifically, information consisting of:*

(1) *for prior fiscal years, an analysis of cash-basis results for the State's three most recent fiscal years, and a presentation of the State's results in*

accordance with GAAP for at least the two most recent fiscal years for which that information is then- currently available;

(2) *for debt and other financing activities*, a description of the types of financings the State is authorized to undertake, a presentation of the outstanding debt issued by the State and certain public authorities, as well as information concerning debt service requirements on that debt;

(3) *for authorities and localities*, information on certain public authorities and local entities whose financial status may have a material impact on the financial status of the State; and

(4) material information regarding State government employment and retirement systems; together with

(c) *such narrative explanation* as may be necessary to avoid misunderstanding and to assist the reader in understanding the presentation of financial information and operating data and in judging the financial condition of the State.

(ii) Cross Reference. All or any portion of the Annual Information may be incorporated in the Annual Information by cross reference to any other documents which have been electronically filed with the MSRB or filed with the Securities and Exchange Commission; provided, however, that if the document is an official statement, it shall have been electronically filed with the MSRB and need not have been filed elsewhere. The audited or unaudited financial statements of the State may be provided in the same manner.

(iii) Informational Categories. The requirements contained in this Agreement under Section 3(i) are intended to set forth a general description of the type of financial information and operating data to be provided; such descriptions are not intended to state more than general categories of financial information and operating data; and where the provisions of Section 3(i) call for information that no longer can be generated because the operations to which it related have been materially changed or discontinued, a statement to that effect shall be provided.

(iv) Providers of Credit Support. If known to the applicable Authorized Issuer, such Authorized Issuer shall inform the State, and the required Annual Information shall include the name, address and telephone number of a place where current information regarding each issuer of a Credit Facility may be obtained.

(v) Omnibus Annual Information Undertaking. The parties to this Agreement recognize, understand and agree that the information described in this Section 3 shall be set forth in the same manner in the respective Official Statements of each of the Authorized Issuers. Accordingly, a single electronic filing of the Annual Information with EMMA, shall be deemed to satisfy the Annual Information filing obligation created by this Agreement.

#### **SECTION 4. Financial Statements.**

The State's annual financial statements for each fiscal year shall be prepared in accordance with GAAP (unless applicable accounting principles are otherwise disclosed) and

audited by an independent accounting firm in accordance with GAAS (but only if audited financial statements are otherwise available for such fiscal year).

#### **SECTION 5. Remedies.**

If any party hereto should fail to comply with any provision of this Agreement, then each of the other parties and, as a direct or third-party beneficiary, as the case may be, any Holder of Bonds may enforce, for the equal benefit and protection of all Holders similarly situated, by mandamus or other suit or proceeding at law or in equity, this Agreement against such party and any of its officers, agents and employees, and may compel such party or any such officers, agents or employees to perform and carry out their duties under this Agreement; provided, however, that the sole and exclusive remedy for breach of this Agreement shall be an action to compel specific performance of the obligations of such party hereunder and no person or entity shall be entitled to recover monetary damages hereunder under any circumstances; and provided further, that the rights of any Holder to challenge the adequacy of the information provided in accordance with Section 2 hereunder are conditioned upon the provisions of the Authorizing Document with respect to the enforcement of remedies of Holders upon the occurrence of an Event of Default described in Section A-1001(g) of the Authorizing Document as though such provisions applied hereunder. Each of the Director, the Comptroller, the applicable Authorized Issuer and the applicable Trustee reserves the right, but shall not be obligated, to enforce the obligations of the others. Failure by any party to perform its obligations hereunder shall not constitute an Event of Default under the Authorizing Document or any other agreement executed and delivered in connection with the issuance of the Bonds. In consideration of the third-party beneficiary status of beneficial owners of Bonds pursuant to Section 6, beneficial owners shall be deemed to be Holders of Bonds for purposes of this Section 5.

#### **SECTION 6. Parties in Interest.**

This Agreement is executed and delivered solely for the benefit of the Holders of the Bonds and, for the purposes of Section 5, beneficial owners of Bonds. For the purposes of such Section 5, beneficial owners of Bonds shall be third-party beneficiaries of this Agreement. No person other than those described in Section 5 shall have any right to enforce the provisions hereof or any other rights hereunder.

#### **SECTION 7. Amendments.**

(i) Without the consent of any Holders (except to the extent required under clause (c)(II) of this sentence) or provider of any Credit Facility, the Authorized Issuers, the State, and the Trustees at any time and from time to time may enter into amendments or changes to this Agreement for any purpose, if (a) the amendment is made in connection with a change in circumstances that arises from a change in legal requirements, change in law, or change in the identity, nature or status of one or more of the Authorized Issuers or the State or any type of business or affairs conducted by either; (b) the undertakings set forth herein, as amended, would have complied with the requirements of Rule 15c2-12 at the time of the primary offering of the Bonds, after taking into account any amendments to, or interpretation by the staff of the Securities and Exchange Commission of, Rule 15c2-12, as well as any change in circumstances; and (c) either (I) the amendment does not materially impair the interests of the Holders, as determined either by each of the Trustees or by a nationally recognized bond counsel approved

by the State or (II) the Holders consent to the amendment to this Agreement pursuant to the same procedures as are required for amendments to the Authorizing Document with the consent of Holders pursuant to Section A-1003 of the Authorizing Documents. In determining whether there is such a material impairment, the Trustees may rely upon an opinion of a nationally recognized bond counsel approved by the State. The interests of Holders shall be deemed not to have been materially impaired by an amendment (1) to add a dissemination agent for the information to be provided hereunder and to make any necessary or desirable provisions with respect thereto, (2) to evidence the succession of another entity to the State, an Authorized Issuer or a Trustee and the assumption by any such successor to the obligations of such party hereunder, or (3) to add to the obligations of the State or any Authorized Issuer for the benefit of the Holders, or to surrender any right or power herein conferred upon the State or any Authorized Issuer.

(ii) Annual Information for any fiscal year containing any amended operating data or financial information for such fiscal year shall explain, in narrative form, the reasons for such amendment and the impact of the change on the type of operating data or financial information in the Annual Information being provided for such fiscal year. If a change in accounting principles is included in any such amendment, such Annual Information shall present a comparison between the financial statements or information prepared on the basis of the amended accounting principles and those prepared on the basis of the former accounting principles. Such comparison shall include a qualitative discussion of the differences in the accounting principles and the impact of the change in the accounting principles on the presentation of the financial information. To the extent reasonably feasible such comparison shall also be quantitative. A notice of any such change in accounting principles shall be electronically filed with the MSRB.

## **SECTION 8. Termination.**

This Agreement shall remain in full force and effect until such time as all principal, redemption premiums, if any, and interest on all Bonds (in each case in this Section 8, "Bonds" shall refer to each series of Bonds, respectively) shall have been paid in full or all Bonds shall have otherwise been paid or defeased in accordance with the applicable Authorizing Documents (a "Legal Defeasance"); provided, however, that if Rule 15c2-12 (or any successor provision) shall be amended, modified or changed so that all or any part of the information currently required to be provided thereunder shall no longer be required to be provided thereunder, then such information shall no longer be required to be provided hereunder; and provided further, that if and to the extent Rule 15c2-12 (or successor provision), or any provision thereof, shall be declared by a court of competent and final jurisdiction to be, in whole or in part, invalid, unconstitutional, null and void, or otherwise inapplicable to the Bonds, then the information required to be provided hereunder, insofar as it was required to be provided by a provision of Rule 15c2-12 so declared, shall no longer be required to be provided hereunder. Upon any Legal Defeasance of a series of Bonds, the applicable Authorized Issuer shall electronically file with the MSRB notice of such defeasance, and such notice shall state whether the applicable series of Bonds have been defeased to maturity or to redemption and the timing of such maturity or redemption. Upon any other termination pursuant to this Section 8, the applicable Authorized Issuer shall electronically file with the MSRB notice of such termination.

**SECTION 9. The Trustees.**

(i) Except as specifically provided herein, this Agreement shall not create any obligation or duty on the part of any Trustee and no Trustee shall be subject to any liability hereunder for acting or failing to act as the case may be.

(ii) Each Trustee shall be indemnified and held harmless in connection with this Agreement, to the same extent provided in the applicable Authorizing Document for matters arising thereunder.

**SECTION 10. Governing Law.**

This Agreement shall be governed by the laws of the State of New York determined without regard to principles of conflict of law.

**SECTION 11. Counterparts.**

This Agreement may be executed in any number of counterparts, each of which shall be deemed an original, but all shall together constitute one and the same instrument.


**SECTION 12. Effective Date.**

This Agreement shall be effective as of December 1, 2010 unless the effective date of the applicable amendments to Rule 15c2-12 is delayed by the Securities and Exchange Commission, in which case (i) this Agreement shall be effective as of such later date, and (ii) the Master Continuing Disclosure Agreement dated as of May 1, 2002, as amended and restated as of July 1, 2009, shall remain in effect to such delayed effective date.


IN WITNESS WHEREOF, the undersigned have duly authorized, executed and delivered this amended and restated Master Continuing Disclosure Agreement as of the date first above written.

AUTHORIZED ISSUERS:

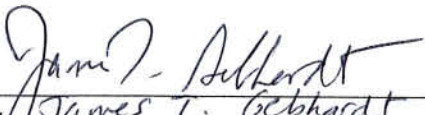
**DORMITORY AUTHORITY OF  
THE STATE OF NEW YORK**

By:   
Name: Portia Lee  
Title: Managing Director


**NEW YORK STATE THRUWAY  
AUTHORITY**

By:   
Name: Michael R. Fleischer  
Title: Executive Director


**NEW YORK STATE ENVIRONMENTAL  
FACILITIES CORPORATION**

By:   
Name: James T. Gebhardt  
Title: Chief Financial Officer

**NEW YORK STATE URBAN DEVELOPMENT  
CORPORATION**  
d/b/a Empire State Development Corporation

By:   
Name: Robert M. Godley  
Title: Treasurer


**NEW YORK STATE HOUSING  
FINANCE AGENCY**

By:   
Name: Maryann Zucker  
Title: President, Office of Finance & Development


**THE STATE OF NEW YORK**

Obligated Person

By Thomas P. DiNapoli, Comptroller

By:   
Name: Mark P. Patton  
Title: Executive Deputy Comptroller

By Robert L. Megna, Director of the Budget

By:   
Name: Ronald L. Greenberg  
Title: First Deputy Director

TRUSTEES:

**DEUTSCHE BANK TRUST COMPANY AMERICAS**

*as Trustee for the benefit of certain Dormitory  
Authority of the State of New York Bondholders*

By:  \_\_\_\_\_  
Authorized Signatory

By:  \_\_\_\_\_  
Authorized Signatory

**THE BANK OF NEW YORK MELLON**

*as Trustee for the benefit of New York State  
Environmental Facilities Corporation Bondholders*

By:  \_\_\_\_\_  
Authorized Signatory

**DEUTSCHE BANK TRUST COMPANY AMERICAS**

*as Trustee for the benefit of New York State  
Housing Finance Agency Bondholders*

By:  \_\_\_\_\_  
Authorized Signatory

By:  \_\_\_\_\_  
Authorized Signatory

**THE BANK OF NEW YORK MELLON**

*as Trustee for the benefit of New York State  
Thruway Authority Bondholders*

By:  \_\_\_\_\_  
Authorized Signatory


**THE BANK OF NEW YORK MELLON**

*as Trustee for the benefit of New York State  
Urban Development Corporation Bondholders*

By:  \_\_\_\_\_  
Authorized Signatory



**U.S. BANK NATIONAL ASSOCIATION**  
*as Trustee for the benefit of certain Dormitory  
Authority of the State of New York Bondholders*

By:   
Authorized Signatory

[THIS PAGE INTENTIONALLY LEFT BLANK]

**APPENDIX F**

**SUMMARY OF REFUNDED BONDS**

[THIS PAGE INTENTIONALLY LEFT BLANK]

## APPENDIX F

### SUMMARY OF REFUNDED BONDS

The following is a list of the bonds that will be refunded with a portion of the proceeds of the Series 2017B Bonds, together with other available funds. All of the bonds listed below are the Refunded Bonds as described in “PART 7—THE REFUNDING PLAN.”

#### Thruway Authority Bonds

Series	Maturity Date	Outstanding Principal	Principal Refunded	Coupon	Redemption Date	Redemption Price	CUSIP Number <sup>†</sup>
Second General Highway and Bridge Trust Fund Bonds, Series 2009A-1	04/01/2018	\$ 5,225,000	\$ 5,225,000	3.300%	Maturity	n/a	650014QC0
	04/01/2018	4,000,000	4,000,000	5.000	Maturity	n/a	650014QD8
	04/01/2019	9,600,000	9,600,000	4.500	Maturity	n/a	650014QE6
	04/01/2020	10,030,000	10,030,000	5.000	04/01/2019	100%	650014QF3
	04/01/2021	10,535,000	10,535,000	4.100	04/01/2019	100	650014QG1
	04/01/2022	10,965,000	10,965,000	5.000	04/01/2019	100	650014QH9
	04/01/2023	11,515,000	11,515,000	5.000	04/01/2019	100	650014QJ5
	04/01/2024	12,090,000	12,090,000	4.625	04/01/2019	100	650014QK2
	04/01/2025	12,650,000	12,650,000	5.000	04/01/2019	100	650014QL0
	04/01/2026	13,280,000	13,280,000	5.000	04/01/2019	100	650014QM8
	04/01/2027	13,945,000	13,945,000	5.000	04/01/2019	100	650014QN6
	04/01/2029*	30,015,000	30,015,000	5.000	04/01/2019	100	650014QP1
	Second General Highway and Bridge Trust Fund Bonds, Series 2009B	04/01/2018	\$ 3,050,000	\$ 3,050,000	4.000%	Maturity	n/a
04/01/2018		10,400,000	10,400,000	5.000	Maturity	n/a	650014RQ8
04/01/2019		4,405,000	4,405,000	3.875	Maturity	n/a	650014RR6
04/01/2019		9,685,000	9,685,000	5.000	Maturity	n/a	650014RS4
04/01/2020		7,440,000	7,440,000	4.000	04/01/2019	100%	650014RT2
04/01/2020		7,305,000	7,305,000	5.000	04/01/2019	100	650014RU9
04/01/2021		15,410,000	15,410,000	5.000	04/01/2019	100	650014RV7
04/01/2022		16,180,000	16,180,000	5.000	04/01/2019	100	650014RW5
04/01/2023		16,990,000	16,990,000	5.000	04/01/2019	100	650014RX3
04/01/2024		5,315,000	5,315,000	4.500	04/01/2019	100	650014RY1
04/01/2024		12,525,000	12,525,000	5.000	04/01/2019	100	650014RZ8
04/01/2025		18,705,000	18,705,000	5.000	04/01/2019	100	650014SA2
04/01/2026		19,640,000	19,640,000	5.000	04/01/2019	100	650014SB0
04/01/2027		20,620,000	20,620,000	5.000	04/01/2019	100	650014SC8
04/01/2028		21,650,000	21,650,000	5.000	04/01/2019	100	650014SD6
04/01/2029		22,735,000	22,735,000	5.000	04/01/2019	100	650014SE4
Second General Highway and Bridge Trust Fund Bonds, Series 2010A		04/01/2018	\$10,000,000	\$ 8,350,000	4.000%	Maturity	n/a
	04/01/2018	15,500,000	15,500,000	5.000	Maturity	n/a	650014SY0
	04/01/2021	28,295,000	28,295,000	5.000	04/01/2020	100%	650014TL7
	04/01/2022	29,710,000	29,710,000	5.000	04/01/2020	100	650014TM5
	04/01/2023	31,195,000	31,195,000	5.000	04/01/2020	100	650014TN3
	04/01/2026	35,115,000	35,115,000	5.000	04/01/2020	100	650014TP8

<sup>†</sup> Copyright, American Bankers Association. CUSIP numbers have been assigned by CUSIP Global Services and are provided solely for convenience. DASNY is not responsible for the selection or uses of these CUSIP numbers, nor is any representation made as to their correctness on the Refunded Bonds or as indicated above. The CUSIP numbers have been and are subject to change after the original issuance of the Refunded Bonds as a result of various subsequent actions including, but not limited to, a refunding in whole or in part.

\* The Refunded Bonds will be credited against the following mandatory sinking fund redemption dates: 2028 in the amount of \$14,640,000 and 2029 in the amount of \$15,375,000.

[THIS PAGE INTENTIONALLY LEFT BLANK]



**DORMITORY AUTHORITY OF THE STATE OF NEW YORK • STATE PERSONAL INCOME TAX REVENUE BONDS (GENERAL PURPOSE)  
SERIES 2017B (TAX-EXEMPT), 2017C (TAX-EXEMPT) AND SERIES 2017D (FEDERALLY TAXABLE)**



Printed by: ImageMaster, LLC  
[www.imagemaster.com](http://www.imagemaster.com)