

# **Dormitory Authority**

# **State of New York**

## **Procurement Contract Annual Report**

### **For the Period Commencing**

### **April 1, 2011 and Ending March 31, 2012**



June 20, 2012



**Procurement Contract Annual Report**  
**For the Period Commencing**  
**April 1, 2011 and Ending March 31,2012**  
**Executive Summary**  
**Table of Contents**

<b>Section I—Awards</b>	<b>Pages</b>
<b>Construction Services Awards</b>	
Introduction.....	1
Highlights.....	2
Awards to New York State Vendors.....	3
<b>Section I—Awards—Construction Services .....</b>	<b>4</b>
<b>Tab 1—Professional Services.....</b>	<b>4</b>
Professional Services Contracts .....	4
Term Contracting Program .....	7
<b>Tab 2—Construction.....</b>	<b>8</b>
Construction Contracts .....	8
Job Order Contracts (JOC).....	13
<b>Tab 3—Purchasing.....</b>	<b>14</b>
Purchase Orders.....	14
Term Purchase Orders .....	18
<b>Tab 4—Minority and Women Owned Business Enterprises .....</b>	<b>19</b>
Professional Services Contracts .....	20
Term Contracting Program .....	21
Construction Contracts .....	23
Job Order Contracts (JOC).....	25
Purchase Orders.....	26
Term Purchase Orders .....	27
<b>Section II—Expenditures.....</b>	<b>28</b>
<b>Tab 5—Public Finance and Financial Services.....</b>	<b>28</b>
<b>Tab 6—Counsel’s Office .....</b>	<b>33</b>
<b>Tab 7—Administration and Operations Services .....</b>	<b>37</b>
<b>Tab 8—APPENDICES – CONSTRUCTION SERVICES 2012 AWARD DETAIL.....</b>	<b>42</b>
APPENDIX A – PROFESSIONAL SERVICES CONTRACTS.....	A1
APPENDIX B – CONSTRUCTION CONTRACTS .....	B1
APPENDIX C – PURCHASE ORDERS .....	C1

**Procurement Contract Annual Report**  
**For the Period Commencing**  
**April 1, 2011 and Ending March 31,2012**  
**Executive Summary**  
**Index of Tables**

<b>Professional Services.....</b>	<b>4</b>
<b>Professional Services Contracts .....</b>	<b>4</b>
Table 1: Dollar Value & Number of Professional Service Contracts Awarded by Type of Service .....	4
Table 2: Dollar Value & Number of Professional Service Contracts Awarded by Program.....	5
Table 3: 2011 Professional Services Contractors Awarded Contracts Totaling Over \$1 Million.....	6
Table 4: 2012 Professional Services Contractors Awarded Contracts Totaling Over \$1 Million.....	6
<b>Professional Services—Term Contracts.....</b>	<b>7</b>
Table 5: Summary of Term Contact Program.....	7
<b>Construction .....</b>	<b>8</b>
<b>Construction Contracts.....</b>	<b>8</b>
Table 6: Dollar Value & Number of Construction Contacts Awarded by Type of Service .....	9
Table 7: Dollar Value & Number of Construction Contracts Awarded by Program .....	10
Table 8: 2011 Construction Contractors Awarded Contracts Totaling Over \$3 Million.....	11
Table 9: 2012 Construction Contractors Awarded Contracts Totaling Over \$3 Million.....	12
<b>Construction Contracts—Job Order Contracts (JOC).....</b>	<b>13</b>
Table 10: Summary of JOC Program .....	13
<b>Purchasing .....</b>	<b>14</b>
<b>Purchase Orders.....</b>	<b>14</b>
Table 11: Dollar Value & Number of Purchase Orders Awarded by Type of Service .....	14
Table 12: Dollar Value & Number of Purchase Orders Awarded by Program .....	15
Table 13: 2011 20 Vendors Awarded the Largest Total Dollar Value of Purchase Orders.....	16
Table 14: 2012 20 Vendors Awarded the Largest Total Dollar Value of Purchase Orders.....	17
<b>Purchase Orders—Term Purchase Orders .....</b>	<b>18</b>
Table 15: Summary of Term Purchase Order Program .....	18
<b>Minority And Women Owned Business Enterprises .....</b>	<b>19</b>
Table 16: Dollar Value & Number of Total MWBE Awards .....	19

**Procurement Contract Annual Report**  
**For the Period Commencing**  
**April 1, 2011 and Ending March 31,2012**

**Executive Summary**

**Index of Tables**

<b>MWBE—Professional Services Contracts.....</b>	<b>20</b>
Table 17: Dollar Value & Number of MWBE Professional Service Contracts Awarded .....	20
Table 18: 2011 MWBE Professional Service Contractors Awarded Contracts Totaling Over \$500 Thousand .....	20
Table 19: 2012 MWBE Professional Service Contractors Awarded Contracts Totaling Over \$500 Thousand .....	20
<b>MWBE—Professional Services—Term Contracts .....</b>	<b>21</b>
Table 20: 2011 MWBE Term Contractors with Total Outstanding Contracts in Excess of \$500 Thousand .....	21
Table 21: 2012 MWBE Term Contractors with Total Outstanding Contracts in Excess of \$500 Thousand .....	22
<b>MWBE—Construction Contracts .....</b>	<b>23</b>
Table 22: Dollar Value & Number of MWBE Construction Contracts Awarded .....	23
Table 23: 2011 MWBE Construction Contractors Awarded Contracts Totaling Over \$500 Thousand .....	23
Table 24: 2012 MWBE Construction Contractors Awarded Contracts Totaling Over \$500 Thousand .....	24
<b>MWBE—Construction Contracts—Job Order Contracts (JOC) .....</b>	<b>25</b>
Table 25: 2011 MWBE JOC Contractors with Total Outstanding Contracts in Excess of \$500 Thousand .....	25
Table 26: 2012 MWBE JOC Contractors with Total Outstanding Contracts in Excess of \$500 Thousand .....	25
<b>MWBE—Purchase Orders .....</b>	<b>26</b>
Table 27: Dollar Value & Number of MWBE Purchase Orders Awarded .....	26
Table 28: 2011 MWBE Vendors Awarded Purchase Orders Totaling Over \$250 Thousand .....	26
Table 29: 2012 MWBE Vendors Awarded Purchase Orders Totaling Over \$250 Thousand .....	26
<b>MWBE—Purchase Orders—Term Purchase Orders.....</b>	<b>27</b>
Table 30: 2011 MWBE Term Purchase Orders Vendors with Total Outstanding	
Purchase Orders in Excess of \$250 Thousand.....	27
Table 31: 2012 MWBE Term Purchase Order Vendors with Total Outstanding	
Purchase Orders in Excess of \$250 Thousand.....	27

**Procurement Contract Annual Report**  
**For the Period Commencing**  
**April 1, 2011 and Ending March 31,2012**  
**Executive Summary**  
**Index of Tables**

**Section II**

**Expenditures**

<b>Public Finance and Financial Services .....</b>	<b>28</b>
Table 32: Summary of 2011 Expenditures—Public Finance and Financial Services .....	28
Table 33: Summary of 2012 Expenditures—Public Finance and Financial Services .....	28
Table 34: Summary of Major Expenditures .....	29
Table 35: 2011 Underwriting/Remarketing and Mortgage Banking—Expenditures Over \$1 Million .....	30
Table 36: 2012 Underwriting/Remarketing and Mortgage Banking—Expenditures Over \$1 Million .....	30
Table 37: 2011 Credit Enhancement—Expenditures Over \$1 Million .....	31
Table 38: 2012 Credit Enhancement—Expenditures Over \$1 Million .....	31
Table 39: Summary of 2011 Underwriting Fees by Type of Client .....	32
Table 40: Summary of 2012 Underwriting Fees by Type of Client .....	32
<b>Counsel’s Office.....</b>	<b>33</b>
Table 41: Summary of 2011 Expenditures—Counsel’s Office .....	33
Table 42: Summary of 2012 Expenditures—Counsel’s Office .....	33
Table 43: Summary of Major Expenditures .....	34
Table 44: 2011 Ten Highest Paid Legal Firms .....	35
Table 45: 2012 Ten Highest Paid Legal Firms .....	35
Table 46: 2011 Title Expenditures .....	36
Table 47: 2012 Title Expenditures .....	36
<b>Administration and Operations Services .....</b>	<b>37</b>
Table 48: Summary of 2011 Expenditures by Category.....	37
Table 49: Summary of 2012 Expenditures by Category.....	38
Table 50: Summary of Major Expenditures .....	39
Table 51: 2011 Vendors Over \$100,000—Other .....	40
Table 52: 2012 Vendors Over \$100,000—Other .....	41

## Introduction

Section 2879 of the Public Authorities Law requires the Dormitory Authority to prepare and submit the Authority's Procurement Contract Annual Report (the "Report") for Board consideration annually.

The Report lists detailed information on all Authority contracts open on April 1, 2011 and those opened during the period commencing April 1, 2011 and ending March 31, 2012. The Report also includes the Authority's Procurement Policy and Procurement Contract Guidelines.

The Report includes all purchases made by the Dormitory Authority by contract, purchase order or other written agreement, with a value of \$5,000 or more. The Report also includes payments in excess of \$5,000 made by the Authority to vendors selected by customers, where the Authority does not directly hold a contract. Examples include closing costs associated with financings and paid directly to a vendor from bond proceeds, such as title insurance and institution counsel. The Report excludes certain non-contractual obligations of the Authority, including reimbursement of expenses paid to private institutions, grants, insurance settlements, fees paid to state regulatory agencies, land purchases, payroll and fringe benefits, and items under \$5,000.

This Executive Summary combines and analyzes the Report's data in four broad areas: Construction Services, Public Finance and Financial Services, Counsel's Office, and Administration and Operations Services. In addition, due to the large volume of data related to Construction Services, we have added an Appendix to this Executive Summary which details all awards made during the year for professional service contracts, construction contracts, and purchase orders.

This Executive Summary analyzes summary award and expenditure data and includes comparative information to the 2011 and 2012 fiscal years. The fiscal years ending March 31, 2011 and 2012 are referred to as 2011 and 2012, respectively, within the Executive Summary.

### Section I – Construction Services Awards

#### ◆ Professional Service

- Professional Service Contracts
- Term Contracts

#### ◆ Construction

- Construction Contracts
- Job Ordering Contracts (JOC)

#### ◆ Purchasing

- Purchase Orders
- Term Purchase Orders

#### ◆ Minority and Women Owned Business Enterprises

- Professional Services Contracts
- Term Contracts
- Construction Contracts
- Job Ordering Contracts (JOC)
- Purchase Orders
- Term Purchase Orders

### Section II – Expenditures

#### ◆ Public Finance and Financial Services

#### ◆ Counsel's Office

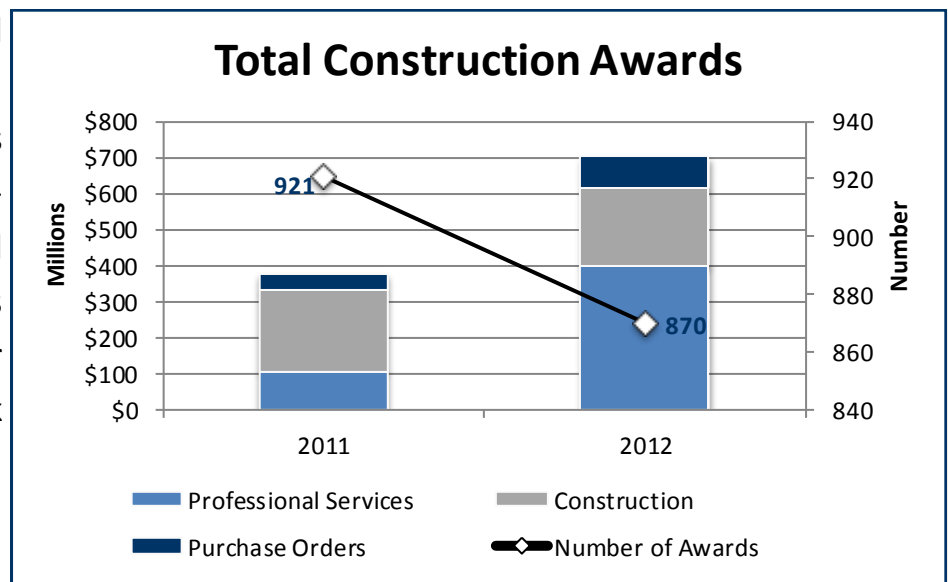
#### ◆ Administration & Operations Services

The Procurement Policy and Procurement Contract Guidelines describe the overriding policies and procedures of the Authority regarding the use, award, monitoring, and reporting of procurement contracts. The Procurement Policy and the Procurement Contract Guidelines were last amended on June 22, 2011.

**Highlights**  
**Section I – Awards**  
**Construction Services**

Section I presents information on Construction Services awards. Professional Service Contracts, Construction Contracts, and Purchase Order awards are analyzed in total and by document type. Job Order Contracts, Term Contracts, and Term Purchase Orders are analyzed by the amount of outstanding contracts.

The following chart and three tables provide an analysis of construction services awards. From 2011 to 2012, the total dollar value of awards increased by \$323.6 million, or 86 percent, while the overall number of awards decreased slightly by 6 percent. There was a significant increase in the dollar value for both Professional Services and Purchase Orders Services. For 2012 the dollar value awarded to New York State Vendors was 89 percent.



**2011/2012 Construction Services Summary of Awards**

	2011	%	2011	%	2012	%	2012	%
Professional Services	\$105,488,498	28%	13	1%	\$399,929,549	57%	20	2%
Construction	224,486,344	60	132	14	214,731,616	31	102	12
Purchase Orders	46,841,230	12	776	85	85,776,244	12	748	86
<b>Total</b>	<b>\$376,816,072</b>	<b>100%</b>	<b>921</b>	<b>100%</b>	<b>\$700,437,409</b>	<b>100%</b>	<b>870</b>	<b>100%</b>



## Section I—Awards

### Construction Services Awards

#### Awards to New York State Vendors

The definition of “New York State Vendor” is different for services and goods, which results in the vast percentage differences between contracts (services) and purchase orders (primarily goods). Services are considered New York if the service is performed in New York. Goods are considered New York if the goods were manufactured in New York.

#### 2011 Awards to New York State Vendors

	New York	Non-New York	Total	% New York
Professional Service	\$105,488,498	\$0	\$105,488,498	100%
Construction	\$224,486,344	\$0	\$224,486,344	100%
Purchase Orders	\$2,710,054	\$44,131,176	\$46,841,230	6%
<b>Total</b>	<b>\$332,684,896</b>	<b>\$44,131,176</b>	<b>\$376,816,072</b>	<b>88%</b>

#### 2012 Awards to New York State Vendors

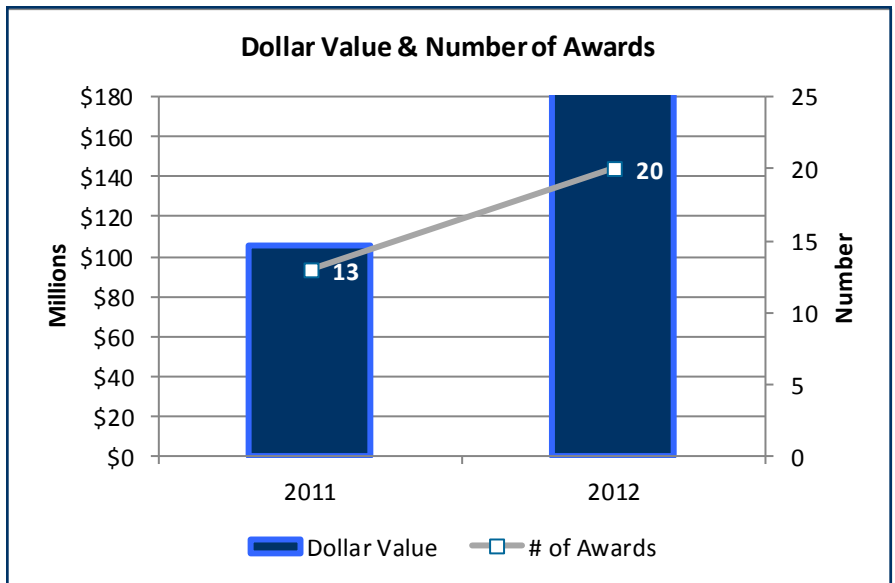
	New York	Non-New York	Total	% New York
Professional Service	\$399,929,549	\$0	\$399,929,549	100%
Construction	\$214,731,616	\$0	\$214,731,616	100%
Purchase Orders	\$6,877,997	\$78,898,247	\$85,776,244	8%
<b>Total</b>	<b>\$621,539,162</b>	<b>\$78,898,247</b>	<b>\$700,437,409</b>	<b>89%</b>

**Section I—Awards**  
**Construction Services Awards**  
**Professional Services Contracts**

Professional Service Contracts are contracts for services of a consulting, technical or professional nature and include such services as architecture, engineering, construction management, and construction manager (CM) at risk contracts, whereby the construction manager holds the construction contracts. Professional Service Contracts are generally awarded through a review of competitive proposals, often selected from a short list of consultants.

The dollar value of awards increased by \$294.4 million, or 279 percent, from 2011 to 2012. The number of awards increased by 7, or 54 percent, from 2011 to 2012. The significant increase in dollar value of awards is a result of CM@ Risk contracts at CUNY City College. (Table 1).

\*Table 1—Certain 2011 awards for the Construction Management category were moved to the CM@Risk category.



**Awards by Type**

Table 1, summarizes by broad service category the dollar value and number of all professional service contracts awarded during the last two years.

**Table 1: Dollar Value & Number of Professional Service Contracts Awarded by Type of Service**

Type of Service	2011*	%	2011	%	2012	%	2012	%
Architect	\$218,161	0%	2	16%	\$5,986,829	1%	7	35%
CM at Risk	93,720,531	89	5	38	375,430,770	94	4	20
Construction Management	9,850,892	9	5	38	18,167,729	5	6	30
Engineering	0	0	0	0	272,521	0	1	5
Other	1,698,914	2	1	8	71,700	0	2	10
<b>Total</b>	<b>\$105,488,498</b>	<b>100%</b>	<b>13</b>	<b>100%</b>	<b>\$399,929,549</b>	<b>100%</b>	<b>20</b>	<b>100%</b>

**Section I—Awards**  
**Construction Services Awards**  
Professional Services Contracts

**Awards by Program**

Table 2, summarizes by program the dollar value and number of professional service contracts awarded during the last two years. As detailed in Table 1, professional service awards include many design phase expenses as well as construction management expenses. CUNY amounted to 94 percent of the total dollar value of all professional service contracts awarded during 2012. The increase in the CUNY program primarily resulted in the increase in dollar value and number of awards from 2011 to 2012.

**Table 2: Dollar Value & Number of Professional Service Contracts Awarded**

<b>Program</b>	<b>2011</b>	<b>%</b>	<b>2011</b>	<b>%</b>	<b>2012</b>	<b>%</b>	<b>2012</b>	<b>%</b>
<b>CUNY</b>	\$100,406,040	95%	3	23%	\$376,446,418	94%	9	45%
<b>MH/DOH</b>	775,019	1	3	23	8,579,517	2	3	15
<b>HHC</b>	2,191,489	2	3	23	0	0	0	0
<b>OCA</b>	244,250	0	1	8	0	0	0	0
<b>SUNY</b>	1,871,700	2	3	23	14,903,614	4	8	40
<b>Other</b>	0	0	0	0	0	0	0	0
<b>Total</b>	\$105,488,498	100%	13	100%	\$399,929,549	100%	20	100%

**Section I—Awards**  
**Construction Services Awards**  
Professional Services Contracts

**Largest Contractors and Vendors**

Tables 3 & 4, list information on all professional services contractors awarded more than \$1 million in contracts during the last two years. Such contractors represented 98 percent and 99 percent of the total dollar value of professional service contracts awarded in 2011 and 2012 respectively. The contracts amounted to 46 percent and 70 percent of the total number of contracts awarded in 2011 and 2012, respectively.

**Table 3: 2011 Professional Services Contractors Awarded Contracts Totaling Over \$1 Million**

Contractor	Value	Number
Skanska USA Building Inc.	\$91,822,741	2
Genesys Engineering P.C.	8,583,299	1
Kallen & Lemelson, Consulting Eng.	1,698,914	1
LeChase Construction Services, LLC	1,653,540	2
<b>Total</b>	<b>\$103,758,494</b>	<b>6</b>
Percent of Total 2011 Awards	98%	46%

**Table 4: 2012 Professional Services Contractors Awarded Contracts Totaling Over \$1 Million**

Contractor	Value	Number
Skanska USA Building Inc.	\$372,885,789	2
LeChase Construction Services, LLC	8,875,384	1
LIRO Program and Construction Management	7,953,348	2
Gilbane Building Company	2,544,981	2
Sasaki Architects Landscape Architects	1,821,238	2
LP Ciminelli Inc.	1,338,997	3
Architecture +	1,298,035	1
Cannon Design Architecture & Engineering	1,123,428	1
<b>Total</b>	<b>\$397,841,200</b>	<b>14</b>
Percent of Total 2012 Awards	99%	70%

**Section I—Awards**  
**Construction Services Awards**  
Professional Services Contracts  
Term Contracting Program

Term contracts are used to competitively procure professional services for a specified period of time. These services include architectural design, engineering, testing, asbestos abatement and printing. Typical term contracts are two years with two one-year renewal options. The specific scope of work and location where the services are to be provided is added to the contract through each work authorization issued. The contract amounts shown represent the value of work authorizations issued against all open contracts from inception to date. The dollar value of outstanding contracts increased significantly by \$76.9 million, or 18 per cent, from 2011 to 2012.

**Table 5: Summary of Term Contract Program**

	2011	2012
<b>Number of Contracts</b>	302	277
<b>Number of Contractors</b>	189	175
<b>Dollar Value Outstanding</b>	\$422,571,662	\$499,508,093
<b>Payments to Date</b>	\$363,062,347	\$410,844,789

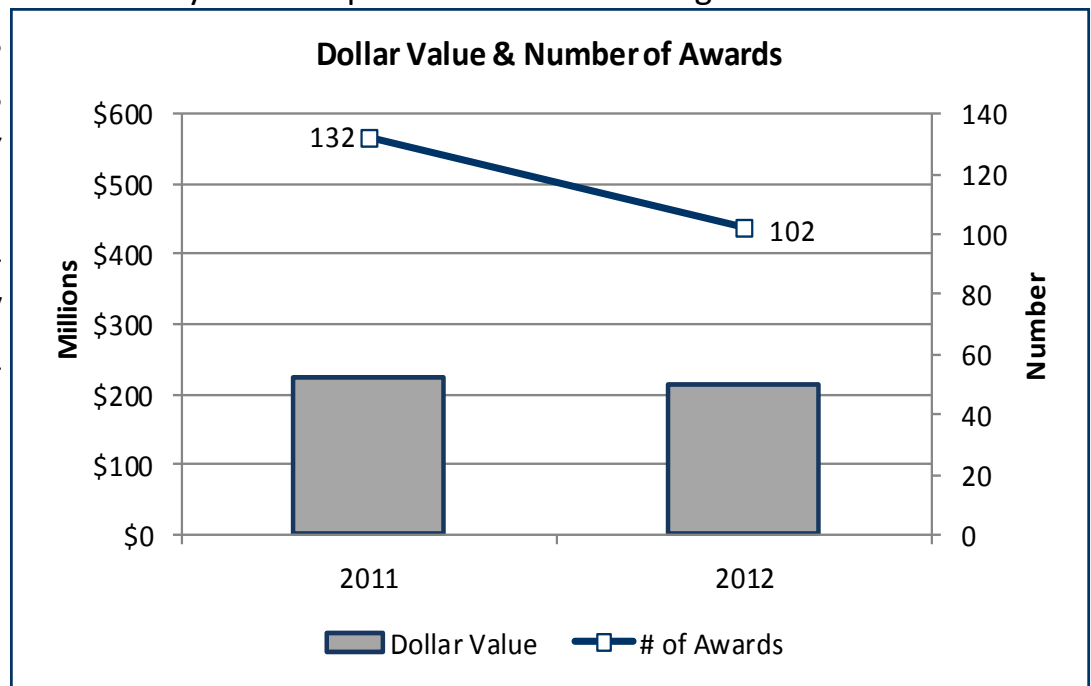
## Section I—Awards

### Construction Services Awards

#### Construction Contracts

Construction Contracts are contracts for the phases of construction, such as site work, general construction and the building trades (structural, plumbing, electrical and mechanical, and heating, ventilating and cooling). These contracts are generally awarded through a public competitive bidding process.

From 2011 to 2012, the dollar value of awards decreased by \$9.8 million, or 4 percent, while the number of awards decreased by 30 or 23 percent. There were significant decreases in the dollar value of awards and number of awards for the CUNY, SUNY and OCA programs, offset slightly by increases in the MH/DOH, and HHC program, (Table 7).



**Section I—Awards**  
**Construction Services Awards**  
**Construction Contracts**

**Awards by Type**

Table 6, summarizes by broad service category the dollar value and number of all construction contracts awarded during the last two years. From 2011 to 2012 the dollar value of overall awards decreased by \$9.8 million, including significant decreases in Asbestos Abatement, Demolition and Site Work, and, slightly offset by an increase of Electrical/Communications, Fire Protection and Mechanical services.

**Table 6: Dollar Value & Number of Construction Contracts Awarded by Type of Service**

Type of Service	2011	%	2011	%	2012	%	2012	%
Asbestos Abatement	\$2,273,343	1%	2	2%	\$483,366	0%	1	1%
Building Mgmt Systems	0	0	0	0	0	0		
Concrete	0	0	0	0	0	0		
Demolition	1,688,600	1	2	2	0	0		
Electrical/Communications	11,824,499	5	19	14	18,410,332	9	18	18
Elevators	7,687,000	3	3	2	4,898,412	2	3	3
Fire Protection	1,411,511	1	4	3	16,268,903	8	6	6
General Construction	148,545,507	66	59	44	153,976,616	72	40	39
Heating	5,798,527	3	9	7	2,882,282	2	6	5
Masonry	236,500	0	1	1	540,000	0	2	2
Mechanical	2,480,285	1	3	2	5,295,552	2	7	7
Plumbing	3,452,469	2	14	11	2,941,820	1	8	8
Roofing	6,846,792	3	8	6	4,021,889	2	6	6
Sheet Metal	0	0	0	0	0	0	0	0
Site Work	31,189,572	14	7	5	4,486,944	2	3	3
Windows	1,051,739	0	1	1	0	0	0	0
Other	0	0	0	0	525,500	0	2	2
<b>Total</b>	<b>\$224,486,344</b>	<b>100%</b>	<b>132</b>	<b>100%</b>	<b>\$214,731,616</b>	<b>100%</b>	<b>102</b>	<b>100%</b>

**Section I—Awards**  
**Construction Services Awards**  
**Construction Contracts**

**Awards by Program**

Table 7, summarizes by program the dollar value and number of construction contracts awarded during the last two years. The total number of construction contracts decreased from 2011 to 2012. There were decreases in the overall dollar value of awards from 2011 to 2012 primarily a result of a significant decrease in the CUNY, SUNY, and OCA programs, slightly offset by significant increases in the MH/DOH, and HHC programs.

**Table 7: Dollar Value & Number of Construction Contracts Awarded**

Program	2011	%	2011	%	2012	%	2012	%
CUNY	\$34,982,667	15%	23	17%	\$21,096,378	10	18	18%
MH/DOH	52,171,930	23	67	51	123,025,131	57	52	51
HHC	5,835,130	3	3	2	17,245,543	8	5	5
OCA	23,817,705	11	5	4	0	0	0	0
SUNY	107,678,912	48	34	26	53,364,564	25	27	26
Other	0	0	0	0	0	0	0	0
<b>Total</b>	<b>\$224,486,344</b>	<b>100%</b>	<b>132</b>	<b>100%</b>	<b>\$214,731,616</b>	<b>100%</b>	<b>102</b>	<b>100%</b>



**Section I—Awards**  
**Construction Services Awards**  
**Construction Contracts**

Tables 8 & 9, list information on all construction contractors awarded more than \$3 million in contracts during the last two years. Such contractors represented 68 percent and 77 percent of the total dollar value of construction contracts awarded in 2011 and 2012 respectively.

**Table 8: 2011 Construction Contractors Awarded Contracts Totaling Over \$3 Million**

Contractor	Value	Number
LeChase Construction Services LLC	\$43,446,000	3
Eastern Excavation Inc.	26,036,700	1
Andrew R. Mancini Assoc., Inc.	16,557,400	2
Constructomics LLC	13,632,905	1
Kirchhoff-Consigli Construction Management	9,774,900	1
Whitestone Construction Corp.	8,447,000	1
Bast Hatfield Construction LLC	5,436,000	1
Fahs Construction Group Inc.	5,191,000	1
Contracting management Inc.	4,427,803	1
Picone Construction Corp	4,228,000	2
Sajiun Electric Inc.	4,112,000	1
Javen Construction Co., Inc.	3,735,000	1
North Star Mechanical Corp	3,577,000	1
Action Elevator Inc d/b/a Hudson Elevator	3,070,000	1
<b>Total</b>	<b>\$151,671,708</b>	<b>18</b>
Percent of Total 2011 Awards	68%	14%

**Section I—Awards**  
**Construction Services Awards**  
**Construction Contracts**

**Largest Contractors and Vendors**

**Table 9: 2012 Construction Contractors Awarded Contracts Totaling Over \$3 Million**

Arc Electrical & Mechanical Contr. Corp.	\$77,222,000	1
Holdsworth Klimowski Construction LLC.	11,533,000	1
Volmar Construction, Inc.	11,334,103	1
Eastern Building & Restoration, Inc.	10,354,952	1
Christa Construction, LLC.	9,261,000	3
Concord Electric Corp.	7,315,000	2
Soil Solutions Inc.	6,248,000	1
Loran Construction Inc.	5,624,000	1
Hj Brandeles Corporation	5,009,400	5
Adam Developers Enterprises, Inc.	4,655,572	2
Rok-Built Construction Inc.	3,879,697	1
Scott Lawn Yard Inc.	3,545,000	1
Pac & Associates Of Oswego, Inc.	3,250,000	1
Kircher Construction Inc.	3,180,968	2
Galvin Bros.,Inc/Madhue Contracting, Inc.	3,112,876	1
<b>Total</b>	<b>\$165,525,568</b>	<b>24</b>
<b>Percent of Total 2012 Awards</b>	<b>77%</b>	<b>24%</b>

**Section I—Awards**  
**Construction Services Awards**  
**Construction Contracts**  
**Job Order Contracts (JOC)**

The Job Order Contracting Program (JOC) is intended for small to medium size capital construction projects and additional work on large capital projects. JOC contracts are term contracts set up regionally by trade. The initial term is one year with two one-year renewal options.

Contractors competitively bid two adjustment factors (normal work hours and other than normal work hours) that will be applied to the unit prices in the JOC construction price books.

The Gordian Group, which created the program, administers the bid process, provides consulting services, and receives an administrative fee on all work processed.

The dollar value of outstanding contracts increased \$1.9 million, or less than 1 percent from 2011 to 2012.

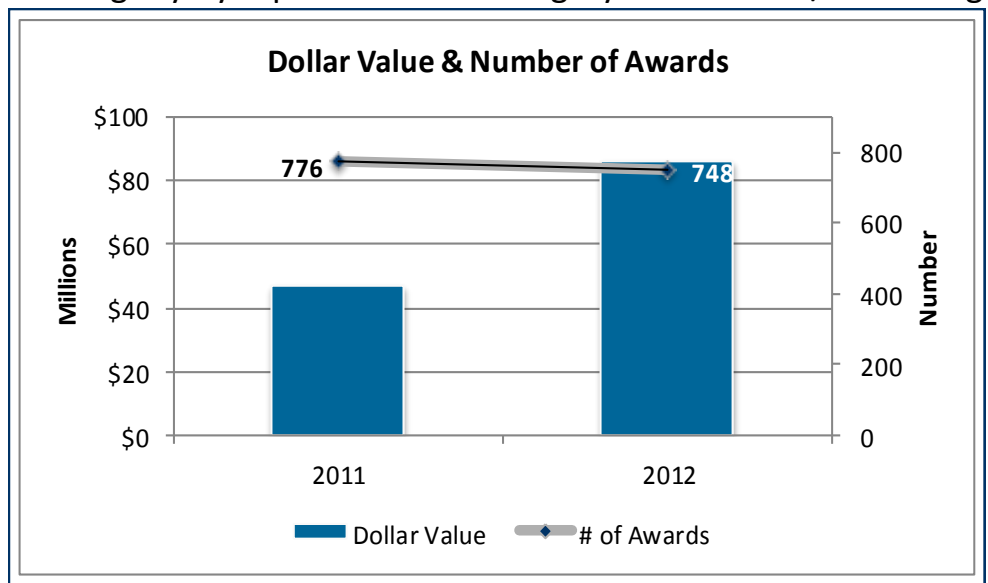
**Table 10: Summary of JOC Program**

	2011	2012
Number of Contracts	67	61
Number of Contractors	42	42
Dollar Value Outstanding	\$224,386,956	\$226,250,389
Payments to Date	\$215,169,684	\$216,589,958

**Section I—Awards**  
**Construction Services Awards**  
**Purchase Orders**

Purchase Orders are generally issued for the commodities of furniture and fixtures for buildings, such as dormitory and office furniture, medical equipment, computer equipment and laboratory equipment. Purchase Orders are generally awarded through competitive quoting and bidding processes or through the use of centralized government contracts.

From 2011 to 2012, the dollar value of awards increased by \$39 million, or 83 percent, while the number of awards decreased slightly by 4 percent. The category of Furniture/Furnishing and Medical, Scientific & Lab increased significantly. (Table 11).



**Awards by Type**

Table 11, summarizes by broad service category the dollar value and number of all purchase orders awarded during the last two years.

**Table 11: Dollar Value & Number of Purchase Orders Awarded by Type of Service**

Type of Service	2011	%	2011	%	2012	%	2012	%
Construction Supplies & Services	\$2,939,918	6%	60	8%	\$4,091,054	5%	42	6%
Furniture/Furnishings	11,912,931	25	232	30	31,097,309	36	260	35
Medical, Scientific & Lab	7,444,690	16	188	24	13,932,748	16	95	13
Office, A/V, & Computer	16,376,527	35	169	22	20,044,262	23	202	27
Miscellaneous	8,167,164	18	127	16	16,610,871	20	149	19
<b>Total</b>	<b>\$46,841,230</b>	<b>100%</b>	<b>776</b>	<b>100%</b>	<b>\$85,776,244</b>	<b>100%</b>	<b>748</b>	<b>100%</b>

**Section I—Awards**  
**Construction Services Awards**  
**Purchase Orders**

**Awards by Program**

Table 12, summarizes by program the dollar value and number of purchase orders awarded during the last two years.

**Table 12: Dollar Value & Number of Purchase Orders Awarded**

Program	2011	%	2011	%	2012	%	2012	%
CUNY	\$29,872,584	64%	472	61%	\$41,995,495	49%	447	60%
MH/DOH	2,185,456	5	34	4	7,369,918	9	33	4
HHC	5,532,170	12	39	5	24,522,731	28	81	11
OCA	603,267	1	8	1	239,933	0	8	1
SUNY	7,832,191	16	205	27	11,143,918	13	175	23
Other	815,562	2	18	2	504,249	1	4	1
<b>Total</b>	<b>\$46,841,230</b>	<b>100%</b>	<b>776</b>	<b>100%</b>	<b>\$85,776,244</b>	<b>100%</b>	<b>748</b>	<b>100%</b>

**Section I—Awards**  
**Construction Services Awards**  
**Purchase Orders**

**Largest Contractors and Vendors**

Table 13 & 14, list information on the top twenty vendors awarded the largest total dollar value of purchase orders during the last two years. Such vendors represented 60 percent and 61 percent of the total dollar value of purchase orders issued in both 2011 and 2012 respectively.

**Table 13: 2011 20 Vendors Awarded the Largest Total Dollar Value of Purchase Orders**

Vendor	Value
Bluewater Communications Group LLC	\$4,459,602
Siemens Industry Inc.	3,935,760
Presidio Networked Solutions Inc.	2,428,894
John Savoy & Son, Inc.	2,117,183
Dell Marketing L.P.	1,635,930
IBM Corporation	1,621,857
Workstream Inc. D/B/A Hamilton Sorter Co	1,557,170
Mythics Inc.	1,527,118
Excel Homes Group, LLC	1,227,868
Steris Corporation	970,756
Krueger International Inc.	909,308
Web House Inc.	762,402
Thompson Contract Inc	729,046
Bruker Biospin Corporation	708,500
Berchtold Corporation	697,679
Fisher Scientific Company LLC	648,295
Apple Inc.	628,090
Hill-Rom Co. Inc.	592,404
Culver Floor Covering Co., Inc	448,577
David Edward Company Ltd	392,027
<b>Total</b>	<b>\$27,998,466</b>
<b>Percent of Total 2011 Awards</b>	<b>60%</b>

**Section I—Awards**  
**Construction Services Awards**  
Purchase Orders

**Largest Contractors and Vendors**

**Table 14: 2012 20 Vendors Awarded the Largest Total Dollar Value of Purchase Orders**

Vendor	Value
Philips Electronics Company North America	\$10,016,535
AFD Contract Furniture Inc.	4,768,170
John Savoy & Son, Inc.	4,330,364
Bluewater Communications Group LLC	4,263,419
Miami Wall Systems Inc.	3,777,266
Haworth Inc.	3,270,556
Dell Marketing L.P.	3,004,422
Siemens Industry Inc.	2,595,200
Waldners Business Environments Inc.	2,465,137
Excel Homes Group LLC	1,658,335
CORE BTS Inc.	1,506,763
Dyntek Services Inc.	1,368,392
Mobilier De Bureau Logiflex	1,349,176
Hill-Rom Co. Inc.	1,334,418
Krueger International Inc.	1,300,354
Gavin Cabling Systems Inc.	1,264,687
David Edward Company Ltd.	1,120,894
Jeol USA Inc.	1,100,000
Evenson Best LLC	921,003
Karl Storz Endoscopy-America Inc.	911,528
<b>Total</b>	<b>\$52,326,619</b>
<b>Percent of Total 2012 Awards</b>	<b>61%</b>

## Section I—Awards

### Construction Services Awards

#### Purchase Orders

#### Term Purchase Orders

Term purchase orders are used to competitively procure frequently purchased commodities for a specified period of time. These commodities include dormitory furniture, mattresses, bunk bed frames, window treatments and desk lamps to support the SUNY Equipment Replacement Program. Typical term purchase orders are three years with a two year renewal option. The specific amount, type, and location where the commodities are to be provided is added to each purchase order work authorized. The purchase order amounts shown represent the value issued against all purchase orders from inception to date.

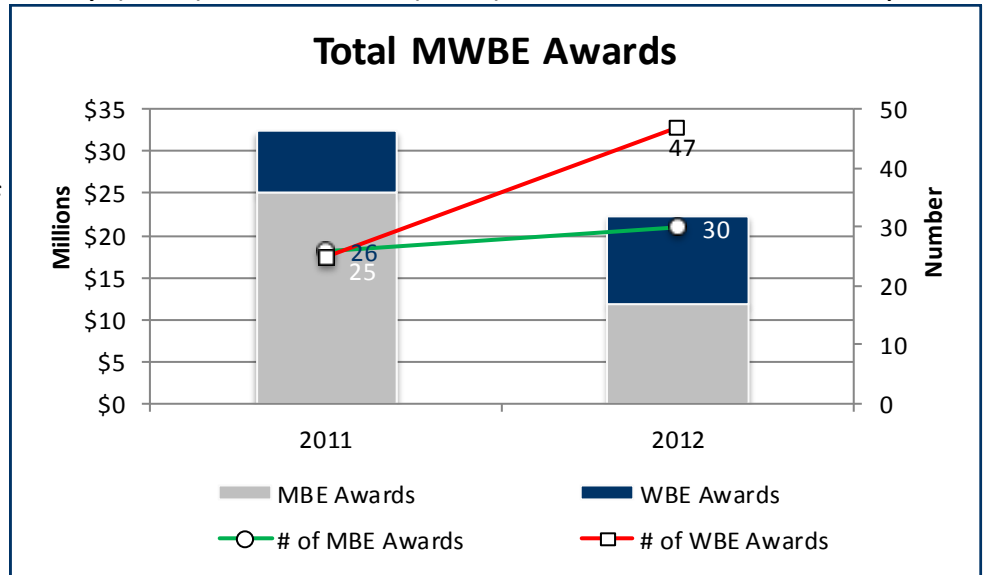
**Table 15: Summary of Term Purchase Order Program**

	2011	2012
Number of Contracts	20	13
Number of Vendors	13	12
Dollar Value Outstanding	\$9,143,474	\$9,498,773
Payments to Date	\$8,389,997	\$8,399,100



## Section I—Awards Minority and Women Owned Business Enterprises

Tables 16 through 31, provides information on total Professional Service, Construction and Purchase Orders awards to minority (MBE) and women (WBE) owned businesses enterprises during the last two years. From 2011 to 2012 there was a decrease in dollar value and an increase in the number of M/WBE awards.



**Table 16: Dollar Value & Number of Total MWBE Awards**

Designation	2011	%	2011	%	2012	%	2012	%
MBE Awards	\$25,071,757	7%	26	3%	\$11,921,989	2%	30	3%
WBE Awards	\$7,381,165	2%	25	3%	\$10,471,586	1%	47	5%
<b>Total Awards</b>	<b>\$376,816,072</b>		<b>921</b>		<b>\$700,437,409</b>		<b>870</b>	

**Section I—Awards**  
**Minority and Women Owned Business Enterprises**  
**Professional Service Contracts**

Table 17, provides information on MWBE professional service contract awards.

**Table 17: Dollar Value & Number of MWBE Professional Service Contracts Awarded**

Designation	2011	%	2011	%	2012	%	2012	%
MBE Awards	\$0	0%	0	0%	\$0	0%	0	0%
WBE Awards	\$0	0%	0	8%	\$0	0%	0	0%
Total Awards	\$105,488,498		13		\$399,929,549		20	

**Table 18: 2011 MWBE Professional Service Contractors Awarded Contracts Totaling Over \$500 Thousand**

Designation	Contractor	Dollar Value	Number
WBE	*	\$0	0
Total		\$0	0

\*There were no MWBE Professional Service Contracts Awarded Over \$500 Thousands

**Table 19: 2012 MWBE Professional Service Contractors Awarded Contracts Totaling Over \$500 Thousand**

Designation	Contractor	Dollar Value	Number
WBE	*	\$0	0
Total		\$0	0

\*There were no MWBE Professional Service Contracts Awarded Over \$500 Thousands

**Section I—Awards**  
**Minority and Women Owned Business Enterprises**  
Professional Service Contracts  
Term Contracts

**Table 20: 2011 MWBE Term Contractors with Total Outstanding Contracts in Excess of \$500 Thousand**

Designation	Contractor	Dollar Value	Number
MBE	Ahuja Partnership Architects	\$11,218,184	2
WBE	Foit Albert	3,981,299	3
WBE	John Martin Associates Inc.	3,596,441	2
WBE	Goshow Architects LLP	3,586,290	2
WBE	Pathfinder Engineers And Architects LLP	2,541,871	2
WBE	AFG Construction Management Inc.	2,462,895	1
WBE	GSO Graphics, Inc.	2,462,380	1
WBE	Bradford Construction Corporation	1,892,053	1
MBE	Watts Architecture & Engineering PC	1,862,493	3
WBE	Environmental Planning & Management Inc.	1,862,396	3
MBE	Gandhi Engineering Inc.	1,389,113	3
MBE	RGA Architects And Planners	1,327,148	1
WBE	Freeman Enterprises Inc.	1,226,080	1
MBE	SCI Engineering PC	1,018,127	2
MBE	Lakhani & Jordan Engineers PC	719,104	1
MBE	WM Group Engineers PC	677,627	1
MBE	Alante Security Group Inc.	676,312	1
MBE/WBE	Ting & Li Architects PC	651,184	1
<b>Total</b>		<b>\$43,150,997</b>	<b>31</b>

**Section I—Awards**  
**Minority and Women Owned Business Enterprises**  
Professional Service Contracts  
Term Contracts

**Table 21: 2012 MWBE Term Contractors with Total Outstanding Contracts in Excess of \$500 Thousand**

Designation	Contractor	Dollar Value	Number
MBE	Ahuja Partnership Architects	\$12,180,388	3
WBE	John Martin Associates Inc.	4,550,189	2
WBE	Pathfinder Engineers And Architects LLP	3,658,256	2
WBE	Goshow Architects LLP	3,284,575	1
WBE	Environmental Planning & Management Inc.	2,642,021	3
WBE	Foit Albert	2,578,692	2
MBE	Watts Architecture & Engineering PC	2,486,896	4
WBE	Bradford Construction Corporation	1,892,054	2
WBE	Freeman Enterprises Inc.	1,247,170	1
MBE	Gandhi Engineering Inc.	1,242,823	2
MBE	SCI Engineering PC	1,107,529	2
MBE	HAKS Engineers Architects & Land Surveyors	1,022,797	1
MBE	WM Group Engineers PC	972,335	1
MBE/WBE	Ting & Li Architects PC	753,034	1
MBE	Alante Security Group Inc.	676,312	1
<b>Total</b>		<b>\$40,295,071</b>	<b>28</b>

**Section I—Awards**  
**Minority and Women Owned Business Enterprises**  
**Construction Contracts**

Table 22, provides information on MWBE construction contract awards.

**Table 22: Dollar Value & Number of MWBE Construction Contracts Awarded**

Designation	2011	%	2011	%	2012	%	2012	%
MBE Awards	\$24,912,156	11%	10	8%	\$10,496,072	5%	8	8%
WBE Awards	\$6,524,137	3%	5	4%	\$5,056,366	2%	4	4%
Total Awards	\$224,486,344		132		\$214,731,616		102	

**Table 23: 2011 MWBE Construction Contractors Awarded Contracts Totaling Over \$500 Thousand**

Designation	Contractor	Dollar Value	Number
MBE	Constructomics LLC	\$13,632,905	1
WBE	Contracting Management Inc.	4,427,803	1
MBE	Sajiun Electric Inc.	4,112,000	1
MBE	North Star Mechanical Corp.	3,577,000	1
WBE	Mark Cerrone Inc.	1,678,784	1
MBE	Ark Systems Electric Corp.	945,000	1
MBE	Omega Service Maintenance Corp.	944,902	1
MBE	HandAndy Home Improvements.	895,000	1
MBE	Creative Interiors Plus LLC.	517,449	1
Total		\$30,730,843	9

**Section I—Awards**  
**Minority and Women Owned Business Enterprises**  
**Construction Contracts**

**Table 24: 2012 MWBE Construction Contractors Awarded Contracts Totaling Over \$500 Thousand**

Designation	Contractor	Dollar Value	Number
MBE	Adam Developers Enterprises Inc.	\$4,655,572	2
WBE	Scott Lawn Yard Inc.	3,545,000	1
MBE	Sajiun Electric Inc.	2,217,000	1
MBE	Cummings Construction LLC	1,521,000	1
MBE	The Urban Group Ltd	889,500	1
MBE	Plaza Construction Group Inc.	850,000	1
WBE	MSR Electrical Construction Corp	699,000	1
<b>Total</b>		<b>\$14,377,072</b>	<b>8</b>

**Section I—Awards**  
**Minority and Women Owned Business Enterprises**  
**Construction Contracts**  
**Job Ordering Contracts (JOC)**

**Table 25: 2011 MWBE JOC Contractors with Total Outstanding Contracts in Excess of \$500 Thousand**

Designation	Contractor	Dollar Value	Number
MBE	Charan Electrical Enterprises Inc.	\$685,837	1
MBE	D&K Construction Co Inc.	1,601,350	2
MBE	Geomatrix Services Inc.	3,530,553	2
MBE	L&B Construction Inc.	7,662,639	1
MBE	Sierra Mechanical Contracting Inc.	26,552,283	2
WBE	Corbex Inc.	10,073,565	1
WBE	International Asbestos Removal Inc.	2,905,022	1
<b>Total</b>		<b>\$53,011,249</b>	<b>10</b>

**Table 26: 2012 MWBE JOC Contractors with Total Outstanding Contracts in Excess of \$500 Thousand**

Designation	Contractor	Dollar Value	Number
MBE	Sierra Mechanical Contracting Inc.	\$28,078,146	2
WBE	Corbex Inc.	10,522,157	1
MBE	Omega Service Maintenance Corporation	4,374,535	1
WBE	International Asbestos Removal Inc.	2,905,022	1
MBE	D&K Construction Co Inc.	2,794,075	2
MBE	AGA Environmental Inc.	2,035,047	1
MBE	Charan Electrical Enterprises Inc.	1,323,114	1
MBE	Geomatrix Services Inc.	1,123,402	1
WBE	Innovative Mechanical Systems Inc.	617,516	1
<b>Total</b>		<b>\$53,773,014</b>	<b>11</b>

**Section I—Awards**  
**Minority and Women Owned Business Enterprises**  
**Purchase Orders**

Table 27 provides information on MWBE purchase order awards.

**Table 27: Dollar Value & Number of MWBE Purchase Orders Awarded**

Designation	2011	%	2011	%	2012	%	2012	%
MBE Awards	\$159,601	0%	16	2%	\$1,425,917	2%	22	3%
WBE Awards	\$857,027	2%	19	2%	\$5,415,220	6%	43	6%
<b>Total Awards</b>	<b>\$46,841,230</b>		<b>776</b>		<b>\$85,776,244</b>		<b>748</b>	

**Table 28: 2011 MWBE Vendors Awarded Purchase Orders Totaling Over \$250 Thousand**

Designation	Contractor	Dollar Value	Number
WBE	Culver Floor Covering Co., Inc.	\$448,577	2
<b>Total</b>		<b>\$448,577</b>	<b>2</b>

**Table 29: 2012 MWBE Vendors Awarded Purchase Orders Totaling Over \$250 Thousand**

Designation	Contractor	Dollar Value	Number
WBE	Waldners Business Environments Inc.	\$2,465,137	3
WBE	Annese & Associates Inc.	800,525	4
MBE	Alianza Services LLC	759,777	6
WBE	Meadows Office Supply Co. Inc.	398,894	2
WBE	BN Systems Inc.	279,022	1
WBE	Workspace Technology Inc.	275,699	2
WBE	Flooring Environment Inc.	272,527	2
<b>Total</b>		<b>\$5,251,581</b>	<b>20</b>



**Section I—Awards**  
**Minority and Women Owned Business Enterprises**  
**Construction Contracts**  
**Term Purchase Orders**

**Table 30: 2011 MWBE Term Purchase Order Vendors with  
Total Outstanding Purchase Orders in Excess of \$250 Thousand**

Designation	Vendor	Dollar Value	Number
WBE	Superior Windows LLC	\$340,589	5
WBE	The Chambers Corp	\$792,835	4
Total		\$1,133,424	9

**Table 31: 2012 MWBE Term Purchase Order Vendors with  
Total Outstanding Purchase Orders in Excess of \$250 Thousand**

Designation	Vendor	Dollar Value	Number
WBE	Superior Windows LLC	\$377,607	6
WBE	The Chambers Corp	\$887,110	4
Total		\$1,264,717	10

## Section II—Expenditures

### Public Finance and Financial Services

For purposes of this analysis, Public Finance and Financial Services have been combined because, in many instances, vendors and subject matter overlap. Expenditures primarily include underwriting/remarketing, mortgage banking and mortgage servicing fees, credit enhancement, and rating agency fees.

For Public Finance and Financial Services, most items relate to costs of issuance incurred in connection with the Authority’s financing process, a series of individual fixed price transactions rather than a multi-year contract, and, therefore, expenditures made during the period have been summarized. Certain expenditures, such as those paid for institution's counsel, title insurance, and insurer/swap counsel, were made to vendors selected by customers of the Authority from bond proceeds in connection with financings undertaken by the Authority for those customers.

**Table 32: Summary of 2011 Expenditures — Public Finance and Financial Services**

Category	Amount	% of Total
Underwriting/Remarketing	\$31,264,599	61%
Credit Enhancement	10,893,367	21
Financial/Swap Advisors	4,196,923	8
Ratings	2,068,080	4
Trustee/Custody	706,396	1
Mortgage Servicing	439,952	1
Floor Ceiling/Rate Lock Fees	43,893	0
Other	1,564,188	4
<b>Total</b>	<b>\$51,177,398</b>	<b>100%</b>

**Table 33: Summary of 2012 Expenditures — Public Finance and Financial Services**

Category	Amount	% of Total
Underwriting/Remarketing	\$29,032,407	69%
Credit Enhancement	6,834,099	16
Financial/Swap Advisors	2,331,788	6
Ratings	1,684,928	4
Trustee/Custody	596,129	1
Mortgage Servicing	89,539	0
Floor Ceiling/Rate Lock Fees	12,134	0
Other	1,207,073	4
<b>Total</b>	<b>\$41,788,097</b>	<b>100%</b>

## Section II—Expenditures

### Public Finance and Financial Services

Tables 34 through 38 highlight all firms paid more than \$1 million during the past two years. Such firms represented 70 & 75 percent of the total dollar value for 2011 and 2012 respectively.

**Table 34: Summary of Major Expenditures**

	2011	2012
Total Vendors – Over \$1 Million	\$35,717,232	\$31,529,585
Total Expenditures – Public Finance and Finance	\$51,177,398	\$41,788,097
Vendors Over \$1 Million as a Percentage of Total Payments	70%	75%

## Section II—Expenditures

### Public Finance and Financial Services

**Table 35: 2011 Underwriting/Remarketing and Mortgage Banking - Expenditures Over \$1 Million**

Firms	Amount
M.R. Beal & Company	\$7,192,175
Merrill Lynch	5,318,824
Goldman Sachs	5,308,626
Roosevelt & Cross Incorporated	3,286,677
JP Morgan Chase	2,509,060
Morgan Stanley	2,393,915
Citigroup Global Markets Inc.	1,168,279
Total	\$27,177,556
Percent Total Expenditures — Public Finance & Financial Services	53%

**Table 36: 2012 Underwriting/Remarketing and Mortgage Banking - Expenditures Over \$1 Million**

Firms	Amount
Citigroup Global Markets Inc.	\$9,936,836
Wells Fargo & Company	7,525,491
Goldman Sachs	2,728,455
Jefferies & Company Inc.	2,548,867
Siebert Brandford Shank & Co., LLC	1,316,147
J.P. Morgan Securities, Inc.	1,242,699
Total	\$25,298,495
Percent Total Expenditures — Public Finance & Financial Services	61%

## Section II—Expenditures

### Public Finance and Financial Services

Table 37: 2011 Credit Enhancement — Expenditures Over \$1 Million

Providers	Amount
Assured Guaranty Corp	\$3,022,633
Bank of America	2,780,794
Royal Bank of Canada	1,683,815
TD Bank N.A.	1,052,434
Total	\$8,539,676
Percent Total Expenditures — Public Finance & Financial Services	17%

Table 38: 2012 Credit Enhancement — Expenditures Over \$1 Million

Providers	Amount
Bank of America	\$2,670,198
Royal Bank of Canada	1,224,349
TD Bank N.A.	1,017,637
Total	\$4,912,184
Percent Total Expenditures — Public Finance & Financial Services	12%

## Section II—Expenditures

### Public Finance and Financial Services

Underwriters on transactions related to public clients are generally selected by the Authority from the list of underwriters determined through the Authority’s competitive RFP process. Private clients generally select underwriters on their transactions. Tables 39 and 40 detail underwriting fees by type of client.

The Fee per \$1,000 of bonds issued is higher, as expected, on private client transactions than on public client transactions due to generally increased complexity and relatively smaller size. The Fee per \$1,000 of bonds issued increased from 2011 to 2012 for both private and public issues.

The overall average issue size and average fee per issue increased from 2011 to 2012.

**Table 39: Summary of 2011 Underwriting Fees by Type of Client**

	Fees	Percent of Total	Bonds Issued	Number of Issues	Average Size	Fee Per \$1,000	Average Fee Per Issue
Private	\$13,507,615	46%	\$2,030,614,693	24	\$84,608,946	\$6.65	\$562,817
Public	15,966,476	54	3,293,905,000	10	329,390,500	4.85	1,596,648
Total	\$29,474,091	100%	\$5,324,519,693	34	\$156,603,520	\$5.54	\$866,885

**Table 40: Summary of 2012 Underwriting Fees by Type of Client**

	Fees	Percent of Total	Bonds Issued	Number of Issues	Average Size	Fee Per \$1,000	Average Fee Per Issue
Private	\$8,809,406	31%	\$1,233,540,000	15	\$82,236,000	\$7.14	\$587,294
Public	19,221,310	69	3,786,900,000	12	315,575,000	5.08	1,601,776
Total	\$28,030,716	100%	\$5,020,440,000	27	\$185,942,222	\$5.58	\$1,038,175

## Section II—Expenditures

### Counsel’s Office

For Counsel’s Office, most items relate to costs of issuance incurred in connection with the Authority’s financing process, a series of individual fixed price transactions rather than a multi-year contract, and therefore, expenditures made during the period have been summarized.

As Noted in the Introduction of this Report, certain expenditures summarized below, such as those paid for institution’s counsel, title insurance, and insurer/swap counsel, were made to vendors selected by customers of the Authority and paid from bond proceeds in connection with financings undertaken by the Authority for those customers.

**Table 41: Summary of 2011 Expenditures — Counsel’s Office**

Category	Amount	Percent of Total
Bond Counsel	\$6,338,259	41%
Litigation Counsel	3,160,163	20
Title Insurance	2,759,892	18
Institutions Counsel	2,875,255	18
Real Estate Counsel	68,801	0
Insurer/Swap Counsel	375,648	2
Other	177,183	1
<b>Total</b>	<b>\$15,755,201</b>	<b>100%</b>

**Table 42: Summary of 2012 Expenditures — Counsel’s Office**

Category	Amount	Percent of Total
Bond Counsel	\$5,124,177	37%
Institutions Counsel	3,242,693	23
Litigation Counsel	2,740,358	19
Title Insurance	2,155,062	15
Real Estate Counsel	420,528	3
Insurer/Swap Counsel	203,000	1
Other	245,456	2
<b>Total</b>	<b>\$14,131,274</b>	<b>100%</b>

## Section II—Expenditures

### Counsel’s Office

Tables 43 through 47 highlight the ten highest paid firms, which represented 84 percent, and 81 percent of all expenditures listed in the Report within the Counsel’s Office section for 2011 and 2012, respectively.

**Table 43: Summary of Major Expenditures**

	2011	2012
<b>Total — Ten Highest Paid Legal Firms and All Title Costs</b>	\$13,275,472	\$11,428,398
<b>Total Expenditures — Counsel's Office</b>	\$15,755,201	\$14,131,274
<b>Ten Highest Paid Legal Firms and All Title Costs as a Percentage of Total Expenditures</b>	84%	81%



## Section II—Expenditures Counsel's Office

Table 44: 2011 Ten Highest Paid Legal Firms

Firm	Amount
Holland & Knight LLP	\$2,219,172
Orrick, Herrington & Sutcliffe LLP	1,302,792
Hawkins, Delafield & Wood LLP	1,209,119
Nixon Peabody, LLP	1,018,379
Akin Gump Strauss Hauer & Feld LLP	696,381
Sidley Austin LLP	683,041
Hiscock & Barclay, LLP	562,523
Winston & Strawn	1,788,536
Squire, Sanders & Dempsey, LLP	544,175
Harris Beach LLP	491,462
Total	10,515,580
Percent Total Expenditures — Counsel's Office	67%

Table 45: 2012 Ten Highest Paid Legal Firms

Firm	Amount
Holland & Knight LLP	\$2,229,290
Orrick, Herrington & Sutcliffe LLP	1,729,545
Hawkins, Delafield & Wood LLP	1,619,818
Sidley Austin LLP	870,010
Squire, Sanders & Dempsey, LLP	685,583
Nixon Peabody, LLP	566,000
Hiscock & Barclay, LLP	535,446
*Ropes & Gray, LLP	420,219
*Trespasz & Marquardt LLP	364,000
Winston & Strawn, LLP	253,425
Total	\$9,273,336
Percent Total Expenditures — Counsel's Office	66%

\*Selected by customers of the Authority and paid from bond proceeds in connection with financings undertaken by the Authority for those customers.

## Section II—Expenditures Counsel’s Office

Table 46: 2011 Title Expenditures

Provider	Amount
First American Title Insurance Company	\$833,206
Title Works Abstract, Inc.	784,219
Fidelity National Title Insurance Comp	406,521
Riverside Abstract LLC	327,917
Stewart Title Insurance Company	134,519
Home Abstract Corp.	113,325
Commonwealth Land Title Insurance Co.	55,465
New York Title Research Corporation	53,714
GCA Abstract LLC D/B/A GCA Abstract Comp	51,006
All Title Costs	\$2,759,892
Percent Total Expenditures – Counsel’s Office	18%

Table 47: 2012 Title Expenditures

Provider	Amount
Fidelity National Title Insurance Comp	\$851,412
First American Title Insurance Company	587,329
Commonwealth Land Title Insurance Co.	348,348
Title Works Abstract, Inc.	185,922
GCA Abstract LLC D/B/A GCA Abstract Comp	75,165
Feldman Jacobson Abstract Corp	65,801
McCall Abstract Corp.	20,741
Chicago Title Insurance Company	20,344
All Title Costs	\$2,155,062
Percent Total Expenditures – Counsel’s Office	15%

## Section II—Expenditures

### Administration and Operations Services

Administration and Operations Services includes costs incurred for the ongoing administration and operations of the Authority, such as occupancy, information services and telecommunications, and risk management expenses. These items are included within the Operating Budget or are paid from other program operating funds and have also been summarized by expenditures made during the period.

Tables 48 and 49, summarizes 2011 and 2012 expenditures by major category. Expenditures relate to both program and DASNY operations.

**Table 48: Summary of 2011 Expenditures by Category**

Category	Amount	Percent of Total
Risk Management	\$6,821,096	44%
One Penn Plaza	2,612,791	17
I/S & Telecommunications	2,060,842	13
Building/Utilities	650,371	4
Travel	557,576	4
Executive Initiatives	1,010,115	6
Office Expense	496,910	3
Parking	326,993	2
Financial Management	356,436	2
Vehicle/Maintenance	183,007	1
Human Resources/Benefits	55,349	1
Other	418,571	3
<b>Total</b>	<b>\$15,550,057</b>	<b>100%</b>

## Section II—Expenditures

### Administration and Operations Services

Table 49: Summary of 2012 Expenditures by Category

Category	Amount	Percent of Total
Risk Management	\$9,985,734*	52%
One Penn Plaza	2,636,301	14
I/S & Telecommunications	2,113,923	11
Executive Initiatives	1,165,037	6
Building/Utilities	559,178	3
Travel	547,775	2
Office Expense	519,149	2
Financial Management	448,300	2
Parking	340,968	2
Vehicle/Maintenance	144,439	1
Human Resources/Benefits	69,854	0
Other	894,821	5
<b>Total</b>	<b>\$19,425,479</b>	<b>100%</b>

\*The 'Risk Management' expenditures is primarily related to approximately \$8.2 million to Marsh USA Inc., paid in the 2012 fiscal year.

## Section II—Expenditures

### Administration and Operations Services

Tables 50 through 52, highlight all vendors paid more than \$100,000, which represented 82 percent, and 85 percent of all expenditures listed in the Administration and Operations Services section for 2011 and 2012, respectively.

**Table 50: Summary of Major Expenditures**

Total Administration & Operations Services	2011	2012
Vendors Over \$100,000	\$12,792,204	\$16,374,758
Total Expenditures – Administration & Operations	\$15,550,057	\$19,425,479
Vendors Over \$100,000 as a Percentage of Total Administration & Operations Services	82%	85%

## Section II—Expenditures

### Administration and Operations Services

Table 51: 2011 Vendors Over \$100,000

Vendor	Amount
Marsh USA Inc.	\$5,211,158
One Penn Plaza LLC	2,612,791
Rose & Kiernan	1,067,324
Jamaica Business Resource Center Inc.	511,431
Hartford Financial Services Group Inc.	460,349
National Grid	432,733
Albany Parking Authority	321,593
KPMG LLP	285,700
Citibank	273,963
The Cayemitte Group Inc.	244,910
Van Bortel Ford Inc.	163,810
Hewlett Packard Company	147,062
Dell Marketing L.P.	143,423
Ronco Communications & Electronic Inc.	128,535
Treasurer, City of Albany	125,000
Oracle America Inc.	117,535
Atec Group/Advanced Technology Solutions	114,905
Wright Express Financial Services Corp.	114,433
U.S. Bank, National Association	110,475
United Parcel Service	103,641
NYS Department Of Labor	101,433
Total Vendors Over \$100,000	\$12,792,204
Percent Total Expenditures - Administration & Operations Services	82%

## Section II—Expenditures

### Administration and Operations Services

Table 52: 2012 Vendors Over \$100,000

Vendor	Amount
Marsh USA Inc.	\$8,292,621
One Penn Plaza LLC	2,636,301
Rose & Kiernan	939,631
Crawford & Company	526,667
Health Research Inc.	418,273
Jamaica Business Resource Center Inc.	417,155
KPMG LLP	367,000
National Grid	334,266
Albany Parking Authority	328,008
Citibank	285,474
NYS Industries for Disabled Inc.	251,213
The Cayemitte Group Inc.	222,896
Oracle America Inc.	184,370
Dell Marketing L.P.	154,844
Wright Express Financial Services Corp.	153,630
SHI International Corp	140,244
U.S. Bank, National Association	139,095
Sentry Insurance	127,697
Treasurer, City of Albany	125,000
United Parcel Service	113,871
Van Bortel Ford Inc.	112,477
Verizon Wireless (VAW) LLC	104,027
Total Vendors Over \$100,000	\$16,374,758
Percent Total Expenditures - Administration & Operations Services	82%

Dormitory Authority - State of New York  
 Procurement Contract Annual Report  
 for the Period Commencing  
 April 1, 2011 and Ending March 31, 2012

**CONSTRUCTION SERVICES**  
**SUMMARY OF AWARDS**

		<b>Original Emcumbered Value</b>	<b>Current Emcumbered Value</b>	<b>Fiscal Period Payments</b>	<b>All Payments To-Date</b>
20	Professional Service Contracts	399,929,549	402,685,378	16,141,166	16,141,166
102	Construction Contracts	214,731,616	212,969,421	41,103,914	41,103,914
748	Purchase Orders (Construction)	85,776,244	74,638,696	30,427,620	30,427,620
<b>870</b>		<b>700,437,409</b>	<b>690,293,495</b>	<b>87,672,700</b>	<b>87,672,700</b>



Award Date	Complete Date	Contractor/Vendor	ContractID	Comm/Service	Award Code	Original Encum. Value	Current Encum. Value	Fiscal Period Payments	Original Encum. Value	NYS	Prog.	MWBE	Bids
<b>Professional Service Contracts</b>													
11/07/11	07/01/14	ARCHITECTURE +	00164959	255	A1E	1,298,035	1,298,035	211,369	211,369	Y	52		13
07/27/11	01/17/12	BURT HILL	00163056	255	A2	807,712	923,241	633,126	633,126	Y	52		4
02/23/12	07/02/14	CANNON DESIGN ARCHITECTURE & ENGINEER	00166829	255	A2	1,123,428	1,123,428	0	0	Y	52		19
01/27/12	07/31/14	GILBANE BUILDING COMPANY	00164071	301	A2	1,367,751	1,367,751	0	0	Y	40		
01/27/12	07/31/14	GILBANE BUILDING COMPANY	00164074	301	A2	1,177,230	1,177,230	0	0	Y	40		
03/13/12	07/01/12	HEITMANN & ASSOCIATES INC.	00166133	400	E	25,900	43,660	12,478	12,478	Y	40		
08/02/11	08/17/11	JOHNSON CONTROLS, INC.	00163819	266	A2	45,800	49,408	46,664	46,664	Y	40		
11/08/11	08/15/13	LECHASE CONSTRUCTION SERVICES, LLC	00163688	302	A2	8,875,384	8,875,384	1,002,979	1,002,979	Y	52		
03/15/12	07/20/15	LIRO PROGRAM AND CONSTRUCTION MANGM'	00166898	302	A2	5,969,828	5,969,828	0	0	Y	28		
03/16/12	05/18/15	LIRO PROGRAM AND CONSTRUCTION MANGM'	00165886	302	A2	1,983,520	1,983,520	0	0	Y	28		
01/24/12	05/17/12	LIZARDOS ENGINEERING ASSOCS. PC	00166166	265	A2	272,521	272,521	0	0	Y	41		5
08/17/11	12/31/12	LOTHROP ASSOCIATES LLP	00155065	255	A2	626,169	626,169	146,482	146,482	Y	28		
09/30/11	05/29/12	LPCIMINELLI, INC.	00164164	302	A2	181,072	181,072	59,725	59,725	Y	52		7
11/21/11	08/31/12	LPCIMINELLI, INC.	00164109	302	A2	558,560	558,560	32,803	32,803	Y	52		
11/21/11	08/31/12	LPCIMINELLI, INC.	00164691	302	A2	599,365	3,094,057	1,406,694	1,406,694	Y	52		4
10/05/11	12/31/11	MITCHELL/GIURGOLA ARCHITECTS LLP	00163479	255	A2	310,247	310,247	75,298	75,298	Y	40		
05/17/11	07/31/14	SASAKI ARCHITECTS LANDSCAPE ARCHITECT	00162324	255	A2	1,460,058	1,584,298	486,067	486,067	Y	52		5
10/03/11	12/30/11	SASAKI ARCHITECTS LANDSCAPE ARCHITECT	00163617	255	A2	361,180	361,180	183,025	183,025	Y	40		
09/08/11	02/28/15	SKANSKA USA BUILDING INC.	00163153	302	C	329,461,879	329,461,879	11,500,840	11,500,840	Y	40		
09/08/11	02/28/15	SKANSKA USA BUILDING INC.	00163156	302	C	43,423,910	43,423,910	343,616	343,616	Y	40		
<b>Total Awarded Professional Service Contracts</b>						<b>399,929,549</b>	<b>402,685,378</b>	<b>16,141,166</b>	<b>16,141,166</b>				

Award Date	Complete Date	Contractor/Vendor	ContractID	Comm/ Service	Award Code	Original Encum. Value	Current Encum. Value	Fiscal Period Payments	Original Encum. Value	NYS	Prog.	MWBE	Bids
<b>Construction Contracts</b>													
09/07/11	01/20/12	A.B.C.D. CONSTRUCTION CORP.	00164422	615	A1	551,100	551,100	447,927	447,927	Y	40		11
06/23/11	03/05/12	ADAM DEVELOPERS ENTERPRISES, INC.	00163078	600	A1	2,448,786	2,448,786	1,144,148	1,144,148	Y	40	X	12
10/04/11	04/30/12	ADAM DEVELOPERS ENTERPRISES, INC.	00164952	600	A1	2,206,786	2,206,786	302,774	302,774	Y	40	X	19
04/27/11	08/07/11	ALLIANCE CONTRACTING, LLC	00161895	600	A1	557,500	561,635	466,044	466,044	Y	52		6
02/28/12	05/13/15	ARC ELECTRICAL & MECHANICAL CONTR. COR	00167557	600	A1	77,222,000	77,222,000	0	0	Y	28		17
03/05/12	08/31/12	BAGNALL ELECTRIC INC.	00167663	700	A1	86,200	86,200	0	0	Y	28		3
10/06/11	06/01/12	BAGNALL ELECTRIC INC.	00165003	700	A1	418,240	418,240	148,333	148,333	Y	28		5
02/14/12	08/10/12	BAST HATFIELD CONSTRUCTION LLC	00167274	610	A1	215,500	215,500	0	0	Y	52		11
03/08/12	08/01/12	BETACON CONSTRUCTION, INC.	00167734	600	A1	489,500	489,500	0	0	Y	52		5
01/26/12	08/10/12	BOLAND'S EXCAVATING & TOPSOIL INC.	00167005	600	A1	92,750	92,750	0	0	Y	52		11
10/27/11	05/15/12	BUNKOFF GENERAL CONTRACTORS INC.	00165317	600	A1	1,207,000	1,213,625	503,539	503,539	Y	52		4
02/22/12	09/30/14	CENTENNIAL ELEVATOR INDUSTRIES, INC.	00167463	905	A1	2,986,900	2,986,900	0	0	Y	40		5
05/23/11	07/29/11	CHARLES T. DRISCOLL MASONRY	00162404	610	A1	324,500	366,364	182,495	182,495	Y	52		7
03/16/12	08/01/12	CHRISTA CONSTRUCTION, LLC	00167908	600	A1E	1,484,000	1,484,000	0	0	Y	52		4
06/20/11	08/01/11	CHRISTA CONSTRUCTION, LLC	00162942	600	A1E	1,093,000	1,157,753	1,049,489	1,049,489	Y	52		5
11/22/11	11/15/12	CHRISTA CONSTRUCTION, LLC	00165882	600	A1E	6,684,000	6,684,000	793,866	793,866	Y	52		9
12/14/11	04/30/12	CLEAR IT OUT CONTRACTING LLC	00166254	600	A1	231,000	231,000	77,742	77,742	Y	28		9
06/13/11	12/15/11	CNA ENTERPRISES, INC.	00162855	600	A1	114,270	114,270	68,223	68,223	Y	40		9
02/02/12	08/05/13	CONCORD ELECTRIC CORP.	00167087	700	A1E	5,375,000	5,375,000	501,125	501,125	Y	52		2
04/13/11	08/05/11	CONCORD ELECTRIC CORP.	00161653	700	A1	1,940,000	2,273,736	2,255,928	2,255,928	Y	52		5
01/20/12	09/14/12	CUMMINGS CONSTRUCTION LLC	00166933	803	A1	1,521,000	1,521,000	0	0	Y	28	X	3
08/16/11	11/16/11	D.W.B., INC.	00164103	805	A1	125,600	125,600	13,900	13,900	Y	28		2
07/27/11	01/15/12	DAUCHER ELECTRIC, INC.	00163737	700	A1	37,335	80,076	70,551	70,551	Y	28		2
06/07/11	09/30/11	DAVIS-ULMER SPRINKLER CO., INC.	00162711	805	A1	489,900	489,900	462,959	462,959	Y	28		4
01/03/12	07/02/12	DCD BUILDERS & DEVELOPERS LLC	00166583	803	A1	148,000	148,000	0	0	Y	28		5
06/30/11	11/30/11	DOW ELECTRIC INC.	00163157	600	A1	327,200	327,712	301,743	301,743	Y	28		3
08/16/11	11/30/11	DOW ELECTRIC INC.	00164096	700	A1	41,200	42,996	39,326	39,326	Y	28		7
10/26/11	03/31/13	E ELECTRICAL CONTRACTING LLC	00165306	SIG	A1	329,000	329,000	0	0	Y	40	X	8
10/18/11	07/15/13	EASTERN BUILDING & RESTORATION, INC	00165160	600	A1	10,354,952	10,372,212	1,184,832	1,184,832	Y	28		7
06/13/11	11/30/11	EMCOR/BETLEM SERVICE CORPORATION	00162839	804	A1	39,327	39,327	37,361	37,361	Y	28		4
06/20/11	11/16/11	EMCOR/BETLEM SERVICE CORPORATION	00162938	804	A1	37,960	37,960	26,835	26,835	Y	28		2
07/15/11	01/15/12	EMCOR/BETLEM SERVICE CORPORATION	00163486	804	A1	39,237	39,237	37,275	37,275	Y	28		3
09/26/11	07/31/12	FAMILY DANZ HEATING AND AIR CONDITIONIN	00164762	804	A1	56,908	56,908	49,010	49,010	Y	28		1
08/12/11	05/01/12	GALVIN BROS.,INC/MADHUE CONTRACTING, IN	00164048	600	A1	3,112,876	3,112,876	1,840,451	1,840,451	Y	40		13

Award Date	Complete Date	Contractor/Vendor	ContractID	Comm/ Service	Award Code	Original Encum. Value	Current Encum. Value	Fiscal Period Payments	Original Encum. Value	NYS	Prog.	MWBE	Bids
09/08/11	04/14/14	GEO-TECH CONSTRUCTION CORP.	00164440	800	A1	166,500	166,500	0	0	Y	33	X	4
09/22/11	03/30/12	GLOBAL ELECTRICAL CONT. OF WESTCHESTE	00164723	700	A1	307,000	323,249	229,367	229,367	Y	28		3
02/17/12	12/31/12	HEWITT YOUNG ELECTRIC, LLC	00167417	803	A1	556,800	556,800	0	0	Y	28		2
08/19/11	01/15/12	HJ BRANDELES CORPORATION	00164180	805	A1	137,600	150,984	105,324	105,324	Y	28		4
09/20/11	06/01/12	HJ BRANDELES CORPORATION	00164687	800	A1	827,900	853,884	619,011	619,011	Y	28		5
09/26/11	07/15/13	HJ BRANDELES CORPORATION	00164768	805	A1	1,188,000	1,191,015	120,840	120,840	Y	28		5
09/26/11	07/15/13	HJ BRANDELES CORPORATION	00164769	804	A1	2,666,600	2,666,600	82,650	82,650	Y	28		4
10/11/11	06/01/12	HJ BRANDELES CORPORATION	00165060	805	A1	189,300	189,300	125,922	125,922	Y	28		4
06/08/11	11/01/12	HOLDSWORTH KLIMOWSKI CONSTRUCTION LL	00162730	600	A1E	11,533,000	11,613,049	4,640,208	4,640,208	Y	52		5
07/19/11	05/01/12	INTERPHASE ELECTRIC CORP.	00163576	700	A1	731,317	731,317	657,955	657,955	Y	40		10
08/23/11	06/29/12	J.C. MILLBANK CONSTRUCTION CO., INC.	00164230	600	A1	407,600	407,600	185,875	185,875	Y	28		4
11/02/11	05/15/12	JAMES AND SON CONSTRUCTION CO. INC.	00165400	600	A1	389,500	389,500	204,286	204,286	Y	28		8
09/26/11	04/30/12	JEMCO ELECTRICAL CONTRACTORS, INC.	00164771	700	A1	1,537,940	1,537,940	798,318	798,318	Y	33		9
03/13/12	10/30/12	JOBCO INCORPORATED	00167786	600	A1	667,000	667,000	0	0	Y	28		19
01/11/12	07/31/12	JOHN W. DANFORTH COMPANY, INC.	00166775	800	A1	315,850	315,850	0	0	Y	28		4
04/18/11	08/01/11	KIRCHER CONSTRUCTION INC.	00161701	600	A1	1,035,968	1,301,215	1,227,645	1,227,645	Y	52		7
09/27/11	12/30/11	KIRCHER CONSTRUCTION INC.	00164792	600	A1	2,145,000	2,145,000	267,568	267,568	Y	21		6
03/15/12	08/15/12	LECHASE CONSTRUCTION SERVICES, LLC	00167886	600	A1E	2,172,000	2,172,000	0	0	Y	52		4
05/23/11	08/01/11	LECHASE CONSTRUCTION SERVICES, LLC	00162407	600	A1E	706,000	719,948	678,826	678,826	Y	52		4
03/09/12	11/30/12	LIGHT HOUSE DESIGNS INC	00167751	600	A1	511,150	511,150	0	0	Y	28		12
05/31/11	06/08/12	LORAN CONSTRUCTION INC.	00162517	600	A1E	5,624,000	5,725,227	2,688,788	2,688,788	Y	52		6
08/08/11	04/12/12	M & J ELECTRICAL CONTRACTORS CORP.	00163711	700	A1	1,254,400	1,254,400	911,089	911,089	Y	40		13
02/28/12	10/31/12	MARIC PLUMBING & HEATING, INC.	00167583	MEC	A1	1,419,521	1,419,521	0	0	Y	28		14
05/04/11	08/10/11	MARK CERRONE INC.	00162021	906	A1E	483,366	513,253	462,354	462,354	Y	52	X	3
07/18/11	11/15/11	MARPAT CONSTRUCTION CORP.	00163522	615	A1	647,550	647,550	553,465	553,465	Y	41		12
07/18/11	02/01/13	MASTERPIECE US INC.	00163526	600	A1	1,049,000	1,049,000	250,164	250,164	Y	28		7
12/30/11	10/15/12	MATCO ELECTRIC CORPORATION	00166573	700	A1	25,400	25,400	0	0	Y	28		6
10/12/11	11/16/11	MCGINNIS NELSON CONSTRUCTION	00165074	600	A1	248,700	248,700	140,695	140,695	Y	28		5
03/29/12	03/31/12	MID-STATE INDUSTRIES, LTD.	00168139	600	A1	187,111	0	0	0	Y	28		5
06/07/11	08/01/11	MID-STATE INDUSTRIES, LTD.	00162671	615	A1	458,811	496,907	471,587	471,587	Y	52		2
08/19/11	05/01/12	MSR ELECTRICAL CONSTRUCTION CORP.	00164170	700	A1	699,000	699,000	0	0	Y	41	X	17
01/11/12	07/14/12	MURNANE BUILDING CONTRACTORS, INC.	00166779	600	A1E	1,811,300	1,811,300	175,448	175,448	Y	52		5
01/23/12	06/29/12	NAGAN CONSTRUCTION INC.	00166961	600	A1	329,000	329,000	0	0	Y	28		12
12/08/11	03/31/12	NELCORP ELECTRICAL CONTRACTING CORP.	00166157	700	A1	354,500	354,500	0	0	Y	28		7
02/13/12	10/31/12	NEW BRITAIN ROOFING CO., INC.	00167257	615	A1	851,000	851,000	0	0	Y	28		7

Award Date	Complete Date	Contractor/Vendor	ContractID	Comm/ Service	Award Code	Original Encum. Value	Current Encum. Value	Fiscal Period Payments	Original Encum. Value	NYS	Prog.	MWBE	Bids
08/26/11	07/31/12	NOBLE CRAFT CONSTRUCTION LLC	00164269	600	A1	358,830	485,754	392,135	392,135	Y	28		4
03/15/12	08/17/12	NORTHEASTERN INSULATION CO,INC	00167891	615	A1	824,428	0	0	0	Y	52		8
08/30/11	05/01/12	O & D ASSOCIATES LLC D/B/A O & D BUILDER	00164321	600	A1	1,372,000	1,372,000	406,182	406,182	Y	41		31
04/12/11	08/01/13	PAC & ASSOCIATES OF OSWEGO, INC.	00161638	600	A1E	3,250,000	3,261,396	493,748	493,748	Y	52		5
05/31/11	08/12/11	PEN ENTERPRISES, INC.	00162522	901	A1	1,990,000	1,990,000	1,570,409	1,570,409	Y	33		8
06/13/11	11/30/11	PETCOSKY & SONS PLUMBING AND HEATING I	00162847	805	A1	158,207	141,242	133,212	133,212	Y	28		3
09/26/11	02/28/12	PETCOSKY & SONS PLUMBING AND HEATING I	00164775	805	A1	537,713	538,403	270,655	270,655	Y	28		3
01/03/12	10/15/12	PICCIRILLI-SLAVIK & VINCENT PLUMBING &	00166597	800	A1	1,342,000	1,342,000	42,328	42,328	Y	28		3
08/18/11	05/01/12	PLANET MECHANICAL CORP.	00164161	800	A1	794,881	794,881	225,384	225,384	Y	41		16
12/20/11	12/31/12	PLAZA CONSTRUCTION GROUP INC.	00166398	600	A1	850,000	850,000	0	0	Y	40	X	21
10/18/11	03/30/12	POWER WITH PRESTIGE INC.	00165157	700	A1	348,000	348,000	85,738	85,738	Y	28		2
06/06/11	11/15/11	R.W. CONSTRUCTION, INC.	00162651	600	A1	635,000	635,000	538,968	538,968	Y	28		6
03/27/12	08/31/12	RICHARD E. ALEXANDER CO. INC.	00168119	600	A1	292,240	0	0	0	Y	28		7
10/13/11	07/15/13	RIDLEY ELECTRIC CO., INC.	00165098	700	A1	2,957,000	2,957,000	193,548	193,548	Y	28		3
02/14/12	12/28/13	ROK-BUILT CONSTRUCTION INC.	00167279	600	A1E	3,879,697	3,879,697	0	0	Y	52		4
08/17/11	07/31/12	RONDOUT ELECTRIC INC.	00164132	700	A1	46,500	46,500	23,411	23,411	Y	28		4
09/07/11	04/14/14	SAJIUN ELECTRIC, INC.	00164423	700	A1	2,217,000	2,217,000	42,750	42,750	Y	33	X	9
03/08/12	08/31/12	SCHARF PLUMBING & HEATING INC.	00167736	805	A1	115,500	115,500	0	0	Y	28		2
03/26/12	06/15/13	SCOTT LAWN YARD INC.	00168080	SIT	A1	3,545,000	0	0	0	Y	28	X	9
09/27/11	12/30/11	SIGNS & DECAL CORP.	00164781	619	A1	196,500	196,500	95,097	95,097	Y	40	X	
05/31/11	11/16/12	SOIL SOLUTIONS INC.	00162532	600	A1	6,248,000	8,137,158	5,971,708	5,971,708	Y	28		7
03/08/12	08/01/12	STREETER ASSOCIATES, INCORPORATED	00167733	901	A1	719,000	719,000	0	0	Y	52		1
02/06/12	08/10/12	T. MCELLIGOTT INC.	00167135	800	A1	428,900	428,900	0	0	Y	52		5
01/25/12	08/31/12	TAG MECHANICAL SYSTEMS, INC.	00166994	804	A1	42,250	42,250	0	0	Y	28		3
04/15/11	08/10/11	THE PEYTON BARLOW CO., INC.	00161698	600	A1	233,900	251,108	220,285	220,285	Y	52		7
06/08/11	05/31/12	THE URBAN GROUP, LTD.	00162743	SIT	A1	889,500	889,500	24,864	24,864	Y	41	X	5
07/18/11	12/31/12	THYSSENKRUPP ELEVATOR	00163562	905	A1	1,525,299	1,525,299	674,522	674,522	Y	40		2
10/27/11	02/29/12	THYSSENKRUPP ELEVATOR	00165313	905	A1	386,213	386,213	0	0	Y	40		
07/18/11	01/15/12	TRIVEDI CONSTRUCTION CORP.	00163536	600	A1	415,000	424,773	390,735	390,735	Y	28		2
06/20/11	11/16/11	TW ELECTRICAL SERVICES INC	00162940	700	A1	34,300	49,436	44,265	44,265	Y	28		3
03/14/12	08/10/12	TWEEDIE CONSTRUCTION SERVICE INC.	00167828	SIT	A1	52,444	0	0	0	Y	52		7
09/14/11	04/14/14	VOLMAR CONSTRUCTION, INC.	00164508	901	A1	11,334,103	11,334,103	1,027,201	1,027,201	Y	33		9
06/07/11	08/12/11	WEATHERGUARD TECTA AMERICA LLC	00162675	615	A1E	689,000	674,200	633,508	633,508	Y	52		4
<b>Total Awarded Construction Contracts</b>						<b>214,731,616</b>	<b>212,969,421</b>	<b>41,103,914</b>	<b>41,103,914</b>				

Award Date	Complete Date	Contractor/Vendor	ContractID	Comm/ Service	Award Code	Original Encum. Value	Current Encum. Value	Fiscal Period Payments	Original Encum. Value	NYS	Prog.	MWBE	Bids
<b>Purchase Orders (Construction)</b>													
11/29/11	11/30/11	3G RENEWABLE ENERGY INC	00165941	38789	A1	44,861	44,861	44,831	44,831	N	40		2
01/25/12	01/25/12	4WALL ENTERTAINMENT INC.	00166996	38212	A1	5,561	5,561	5,561	5,561	N	40		1
11/28/11	11/28/11	4WALL ENTERTAINMENT INC.	00165926	38212	C	19,800	19,800	19,800	19,800	N	40		1
05/23/11	05/23/11	A PLUS CONSTRUCTION CORP.	00162403	84000	A1	6,500	6,500	6,500	6,500	Y	28		1
04/13/11	06/03/11	AANDERAA DATA INSTRUMENTS INC.	00161656	12099	A1	7,225	8,725	8,725	8,725	N	40		1
07/18/11	10/01/11	ABBA TECHNOLOGIES INC.	00163548	38205	B	78,782	78,782	78,782	78,782	N	41		1
01/11/12	02/06/12	ACCREDITED LOCK SUPPLY CO.	00166781	35508	A1	20,882	20,882	20,442	20,442	N	32		2
04/13/11	04/13/11	ACRONAME INC.	00161655	12099	A1	5,606	5,606	5,606	5,606	N	40		1
05/31/11	06/07/11	ADINSTRUMENTS INC.	00162513	38200	C	54,875	54,875	54,875	54,875	N	40		1
10/05/11	10/18/11	ADINSTRUMENTS INC.	00164983	85200	A1	5,640	5,640	5,640	5,640	N	40		1
06/21/11	06/21/11	ADORAMA INC.	00162983	38800	A1	8,462	8,462	8,462	8,462	N	40		1
11/02/11	01/30/12	ADVA OPTICAL NETWORKING NA INC.	00165427	12099	C	68,500	69,546	69,546	69,546	N	40		1
03/15/12	05/01/12	ADVANCE 2000 INC.	00167896	76401	B	97,830	97,830	0	0	N	41		1
11/23/11	02/21/12	ADVANCED MEASUREMENT TECHNOLOGY INC.	00165908	12099	C	10,065	10,105	10,105	10,105	N	40		1
04/01/11	04/01/11	ADWAR VIDEO	00161247	38200	B	22,784	22,784	22,784	22,784	N	40		1
06/15/11	06/15/11	ADWAR VIDEO	00162901	38200	B	28,034	28,034	28,034	28,034	N	40		1
07/18/11	10/01/11	ADWAR VIDEO	00163518	38205	B	6,301	6,301	6,301	6,301	N	41		1
07/18/11	10/01/11	ADWAR VIDEO	00163530	38205	B	97,214	97,214	97,214	97,214	N	41		1
07/18/11	10/01/11	ADWAR VIDEO	00163532	38205	B	80,517	80,517	80,517	80,517	N	41		1
07/18/11	08/19/11	ADWAR VIDEO	00163533	38205	B	10,068	10,128	10,128	10,128	N	41		1
07/18/11	10/01/11	ADWAR VIDEO	00163534	38205	B	35,210	35,210	8,713	8,713	N	41		1
07/18/11	08/19/11	ADWAR VIDEO	00163535	38205	B	29,230	29,230	29,230	29,230	N	41		1
07/18/11	10/01/11	ADWAR VIDEO	00163537	38205	B	29,091	29,091	29,091	29,091	N	41		1
07/25/11	08/08/11	ADWAR VIDEO	00163717	38205	B	27,626	27,626	27,441	27,441	N	52		1
07/28/11	08/15/11	ADWAR VIDEO	00163757	38205	B	6,098	7,058	7,058	7,058	N	52		1
08/19/11	08/22/11	ADWAR VIDEO	00164182	38210	B	34,487	34,487	34,487	34,487	N	33		1
08/24/11	08/24/11	ADWAR VIDEO	00164259	38205	B	7,205	7,205	7,205	7,205	N	40		1
11/28/11	11/28/11	ADWAR VIDEO	00165920	38200	A1	7,200	7,200	7,200	7,200	N	40		1
02/22/12	02/23/12	AFD CONTRACT FURNITURE INC.	00167465	85000	A1	8,190	8,190	0	0	N	33		1
05/06/11	07/11/11	AFD CONTRACT FURNITURE INC.	00162104	20915	B	4,750,462	5,166,786	4,142,899	4,142,899	N	40		1
08/29/11	10/14/11	AFD CONTRACT FURNITURE INC.	00164290	20915	A1	9,518	10,806	10,806	10,806	N	40		1
11/15/11	01/02/12	AGATI INC.	00165678	20915	B	51,983	51,983	0	0	N	41		1
01/10/12	01/20/12	AGILENT TECHNOLOGIES INC.	00166754	12099	B	70,854	70,854	70,854	70,854	N	40		1
01/11/12	01/11/12	AGILENT TECHNOLOGIES INC.	00166777	12099	C	16,696	16,696	0	0	N	40		1

Award Date	Complete Date	Contractor/Vendor	ContractID	Comm/ Service	Award Code	Original Encum. Value	Current Encum. Value	Fiscal Period Payments	Original Encum. Value	NYS	Prog.	MWBE	Bids
06/30/11	06/30/11	AGILENT TECHNOLOGIES INC.	00163194	12099	C	19,143	19,143	19,143	19,143	N	40		1
10/18/11	01/20/12	ALADDIN TEMP-RITE LLC	00165158	85200	C	527,754	527,754	0	0	N	21		1
10/19/11	01/20/12	ALADDIN TEMP-RITE LLC	00165190	36106	E	188,783	188,783	0	0	N	21		1
03/07/12	05/04/12	ALIANZA SERVICES LLC	00167717	20915	A1	26,052	26,518	0	0	Y	41	X	2
04/19/11	05/16/11	ALIANZA SERVICES LLC	00161737	23203	A1	8,975	8,975	0	0	Y	55	X	1
05/23/11	08/05/11	ALIANZA SERVICES LLC	00162400	20915	A1	598,776	607,751	549,130	549,130	N	40	X	2
12/01/11	01/23/12	ALIANZA SERVICES LLC	00166007	20915	A1	58,615	58,615	0	0	N	40	X	2
12/05/11	01/27/12	ALIANZA SERVICES LLC	00166050	20915	A1	41,139	41,139	0	0	N	40	X	2
12/07/11	01/30/12	ALIANZA SERVICES LLC	00166125	20915	A1	26,220	26,220	0	0	N	40	X	2
04/11/11	04/11/11	ALKEN INC. D/B/A POLHEMUS	00161598	12099	C	64,435	64,435	64,435	64,435	N	40		1
05/26/11	08/22/11	ALL A BOARD, INC.	00162463	21501	B	27,265	27,265	27,265	27,265	N	52		1
11/07/11	11/28/11	ALL A BOARD, INC.	00165510	21501	A1	23,704	23,704	23,704	23,704	N	52		2
06/10/11	08/01/11	ALLSTATE MEDICAL SUPPLIES LLC	00162833	11613	A1	36,912	42,280	42,280	42,280	N	21		3
07/05/11	10/05/11	ALLSTATE MEDICAL SUPPLIES LLC	00163217	38789	A1	12,630	18,579	14,550	14,550	N	33		6
08/11/11	08/11/11	ALLSTATE MEDICAL SUPPLIES LLC	00164000	38789	A1	48,526	48,526	48,526	48,526	N	33		2
08/31/11	09/02/11	ALLSTATE MEDICAL SUPPLIES LLC	00164332	38789	A1	18,940	0	0	0	N	33		2
11/14/11	11/15/11	ALLSTATE MEDICAL SUPPLIES LLC	00165625	38789	A1	5,100	5,100	0	0	N	33		1
03/13/12	07/12/12	ALLSTEEL INC.	00167791	20915	B	40,577	40,577	0	0	N	52		1
04/13/11	04/14/11	ALPHA MEDICAL EQUIPMENT OF NY INC.	00161654	38789	B	170,000	170,000	170,000	170,000	N	33		1
08/18/11	08/18/11	ALVIN M. LAMB D/B/A LIFE SAFETY BUILDING	00164149	85075	A1	9,360	9,360	5,220	5,220	Y	33		1
10/05/11	10/17/11	AMBULATORY - MONTORING INC.	00164981	85200	A1	5,736	5,736	5,736	5,736	Y	40		1
11/03/11	11/17/11	AMBULATORY - MONTORING INC.	00165440	85200	C	11,230	11,230	11,230	11,230	N	40		1
07/08/11	08/04/11	ANALYTICAL INSTRUMENT SYSTEMS INC.	00163301	12099	A1	8,275	8,275	8,275	8,275	N	40		1
01/04/12	01/04/12	ANIXTER, INC.	00166657	38212	B	8,580	8,580	8,580	8,580	N	40		1
09/16/11	09/16/11	ANIXTER, INC.	00164613	77050	B	26,015	26,015	26,015	26,015	N	40		1
12/07/11	01/03/12	ANIXTER, INC.	00166105	77001	B	7,397	7,397	7,397	7,397	N	52		1
05/11/11	06/13/11	ANNESE & ASSOCIATES INC.	00162191	77503	B	568,476	568,476	568,476	568,476	N	52	X	1
12/07/11	01/03/12	ANNESE & ASSOCIATES INC.	00166131	77503	B	106,350	106,350	106,350	106,350	N	52	X	1
12/08/11	01/03/12	ANNESE & ASSOCIATES INC.	00166158	79504	B	32,715	32,715	32,715	32,715	N	52	X	1
12/29/11	12/29/11	ANNESE & ASSOCIATES INC.	00166542	85075	B	92,984	92,984	0	0	Y	40	X	1
04/22/11	04/22/11	ANYTIME WORLD WIDE D/B/A ANYTIME PRODU	00161828	22925	A1	8,939	8,939	8,939	8,939	N	40		1
01/09/12	01/10/12	APPLE INC.	00166736	38789	A1	7,198	7,182	7,182	7,182	N	40		1
01/10/12	01/10/12	APPLE INC.	00166751	75314	A1	6,537	6,537	6,537	6,537	N	40		1
01/10/12	01/11/12	APPLE INC.	00166761	38789	B	19,993	19,993	19,993	19,993	N	40		1
01/11/12	02/03/12	APPLE INC.	00166780	75314	A1	5,866	5,641	5,641	5,641	N	40		1

Award Date	Complete Date	Contractor/Vendor	ContractID	Comm/ Service	Award Code	Original Encum. Value	Current Encum. Value	Fiscal Period Payments	Original Encum. Value	NYS	Prog.	MWBE	Bids
01/17/12	01/17/12	APPLE INC.	00166805	75314	C	16,391	16,391	12,819	12,819	N	40		1
02/22/12	03/02/12	APPLE INC.	00167452	22944	A1	6,249	7,499	0	0	N	40		1
04/26/11	05/06/11	APPLE INC.	00161884	22994	B	5,277	5,277	5,277	5,277	N	40		1
05/05/11	07/06/11	APPLE INC.	00162092	22994	B	6,463	6,263	6,263	6,263	N	40		1
05/09/11	05/09/11	APPLE INC.	00162147	75314	B	30,944	30,944	30,944	30,944	N	40		1
06/03/11	06/09/11	APPLE INC.	00162591	22994	B	5,038	5,038	5,038	5,038	N	40		1
07/28/11	07/28/11	APPLE INC.	00163756	75314	B	8,079	8,079	8,079	8,079	N	40		1
08/17/11	08/24/11	APPLE INC.	00164140	22994	B	6,484	6,484	6,484	6,484	N	40		1
08/24/11	09/09/11	APPLE INC.	00164258	75314	B	29,196	29,148	29,148	29,148	N	40		1
09/21/11	09/21/11	APPLE INC.	00164693	75314	B	6,801	6,801	6,801	6,801	N	40		1
09/21/11	10/31/11	APPLE INC.	00164715	75314	B	6,932	6,840	6,840	6,840	N	40		1
09/28/11	10/28/11	APPLE INC.	00164811	75314	B	180,721	173,420	173,420	173,420	Y	40		1
10/06/11	01/27/12	APPLE INC.	00165006	22932	B	19,673	14,416	12,921	12,921	N	40		1
11/01/11	11/01/11	APPLE INC.	00165390	75314	B	15,996	15,996	15,996	15,996	N	40		1
11/04/11	11/04/11	APPLE INC.	00165500	75314	B	29,396	29,396	29,396	29,396	N	40		1
11/09/11	11/21/11	APPLE INC.	00165584	22932	B	15,333	15,333	15,333	15,333	N	40		1
11/16/11	01/26/12	APPLE INC.	00165747	75314	B	11,047	10,987	10,987	10,987	N	40		1
11/17/11	11/17/11	APPLE INC.	00165772	75314	B	10,089	10,089	10,089	10,089	N	40		1
11/17/11	11/17/11	APPLE INC.	00165773	75314	C	25,571	25,571	25,571	25,571	N	40		1
11/17/11	11/17/11	APPLE INC.	00165775	75314	B	21,485	21,485	21,485	21,485	N	40		1
11/17/11	11/18/11	APPLE INC.	00165791	38789	A1	7,362	7,362	7,362	7,362	N	40		1
12/12/11	12/27/11	APPLE INC.	00166200	22932	B	7,531	7,531	7,531	7,531	N	40		1
12/12/11	12/27/11	APPLE INC.	00166210	22932	B	6,237	6,237	6,237	6,237	N	40		1
12/12/11	02/15/12	APPLE INC.	00166228	22932	B	10,395	10,990	10,990	10,990	N	40		1
12/22/11	01/05/12	APPLE INC.	00166457	22932	B	7,274	7,274	0	0	N	40		1
11/17/11	11/18/11	APPLIED BIOSYSTEMS LLC	00165761	38789	B	8,007	8,007	0	0	N	40		1
11/01/11	12/30/11	AQUANEERING INC.	00165392	85200	C	27,224	27,424	27,424	27,424	N	40		1
11/22/11	02/02/12	ARBIN INSTRUMENTS	00165889	12099	C	18,657	19,122	19,122	19,122	N	40		1
03/28/12	03/30/12	ARCHITECTURAL TESTING, INC.	00168125	38213	C	23,500	23,500	0	0	N	52		1
01/26/12	02/07/12	ARJOHUNTLEIGH INC	00167011	85200	A1	13,385	6,692	0	0	N	33		2
12/12/11	12/13/11	ARJOHUNTLEIGH INC	00166227	38789	A1	13,053	13,053	0	0	N	28		2
12/13/11	12/14/11	ARJOHUNTLEIGH INC	00166239	38789	A1	13,053	13,053	0	0	N	28		2
03/14/12	06/18/12	ARKANSAS LAMP MANUFACTURING COMPANY	00167829	85200	A1	6,709	6,709	0	0	N	52		1
08/26/11	08/26/11	ARRINGTON RESEARCH INC.	00164286	12099	A1	9,074	9,074	9,074	9,074	N	40		1
09/13/11	09/13/11	ARROW FENCE COMPANY, INC	00164486	85000	A1	11,372	11,372	11,372	11,372	N	28		2

Award Date	Complete Date	Contractor/Vendor	ContractID	Comm/ Service	Award Code	Original Encum. Value	Current Encum. Value	Fiscal Period Payments	Original Encum. Value	NYS	Prog.	MWBE	Bids
07/25/11	08/31/11	ASR SYSTEMS GROUP, INC.	00163712	27506	A1	99,279	99,279	99,279	99,279	Y	1	X	2
05/11/11	06/13/11	A TEC GROUP/ADVANCED TECHNOLOGY SOLU	00162192	79504	B	35,118	36,017	36,017	36,017	N	52		1
05/16/11	06/27/11	AUDIO VIDEO CORP.	00162265	85200	A1	14,995	14,192	14,192	14,192	N	52		2
09/15/11	09/30/11	AUDIO VISUAL SALES & SERVICE INC.	00164570	38210	B	24,850	24,850	24,850	24,850	N	40		1
07/25/11	07/25/11	AUGUST INCORPORATED	00163701	21501	A1	9,764	9,773	9,525	9,525	N	52		1
07/14/11	08/12/11	AXIS INC	00163442	12099	A1	5,556	5,638	5,638	5,638	N	40		1
01/03/12	01/03/12	B&H PHOTO-VIDEO	00166626	38212	A1	8,857	8,857	8,857	8,857	N	40		1
01/17/12	01/17/12	B&H PHOTO-VIDEO	00166806	38200	A1	5,424	5,424	5,214	5,214	N	40		1
04/01/11	04/11/11	B&H PHOTO-VIDEO	00161249	85200	A1	7,736	7,736	7,736	7,736	N	40		1
04/05/11	07/06/11	B&H PHOTO-VIDEO	00161313	22990	A1	12,844	12,737	12,707	12,707	N	40		2
09/02/11	09/06/11	B&H PHOTO-VIDEO	00164368	38800	A1	14,479	14,479	14,479	14,479	N	40		2
10/03/11	10/17/11	B&H PHOTO-VIDEO	00164920	38200	A1	7,247	7,247	7,247	7,247	Y	40		1
10/03/11	10/13/11	B&H PHOTO-VIDEO	00164924	38200	A1	8,590	8,590	8,590	8,590	Y	40		1
10/04/11	10/13/11	B&H PHOTO-VIDEO	00164944	38200	A1	9,227	9,227	9,227	9,227	Y	40		1
10/05/11	10/05/11	B&H PHOTO-VIDEO	00164990	79515	C	17,999	17,999	17,999	17,999	N	40		1
11/14/11	11/15/11	B&H PHOTO-VIDEO	00165629	38789	A1	5,571	5,571	5,571	5,571	N	40		1
11/28/11	01/18/12	B&H PHOTO-VIDEO	00165921	22990	A1	5,466	5,424	5,424	5,424	N	40		1
07/28/11	07/28/11	B. BRAUN MEDICAL INC.	00163747	38789	A1	11,385	11,385	0	0	N	33		2
03/12/12	03/13/12	BARJAN MANUFACTURING LTD.	00167780	38789	B	208,981	104,491	0	0	N	33		1
07/01/11	08/01/11	BARJAN MANUFACTURING LTD.	00163198	21200	A1	10,278	10,278	10,278	10,278	Y	52		2
07/15/11	07/15/11	BIOPAC SYSTEMS, INC.	00163485	12099	A1	10,000	10,000	10,000	10,000	N	40		1
10/06/11	10/19/11	BIOPAC SYSTEMS, INC.	00165007	85200	A1	7,855	7,855	7,855	7,855	N	40		1
11/15/11	11/16/11	BIOPAC SYSTEMS, INC.	00165689	38789	A1	17,999	17,999	17,999	17,999	N	40		2
02/27/12	02/27/12	BIO-RAD LABORATORIES INC.	00167464	12099	A1	6,024	6,024	0	0	N	40		1
06/21/11	06/21/11	BIO-RAD LABORATORIES INC.	00162992	12004	B	21,780	21,780	21,780	21,780	N	40		1
10/04/11	10/20/11	BIO-RAD LABORATORIES INC.	00164960	12099	B	10,839	10,839	10,839	10,839	N	40		1
10/28/11	10/28/11	BIO-RAD LABORATORIES INC.	00165318	12004	B	15,196	15,196	15,196	15,196	N	40		1
11/22/11	11/30/11	BIO-RAD LABORATORIES INC.	00165893	85200	A1	7,470	7,470	7,470	7,470	N	40		1
04/07/11	04/14/11	BITPLANE INC.	00161497	22990	C	17,900	17,900	17,900	17,900	N	40		1
09/28/11	12/02/11	BLACKBOARD, INC.	00164818	20915	B	37,327	37,327	0	0	N	41		1
01/10/12	01/10/12	BLOCKHOUSE CO., INC.	00166753	21501	B	6,746	6,746	0	0	N	52		1
01/17/12	06/18/12	BLOCKHOUSE CO., INC.	00166826	21501	B	32,243	32,243	0	0	N	52		1
06/01/11	06/01/11	BLOCKHOUSE CO., INC.	00162539	21501	B	6,581	6,581	6,581	6,581	N	52		1
10/20/11	11/21/11	BLOCKHOUSE CO., INC.	00165203	21501	B	5,015	5,015	5,015	5,015	N	52		1
12/19/11	06/01/12	BLOCKHOUSE CO., INC.	00166340	21501	B	101,285	101,285	0	0	N	52		1



Award Date	Complete Date	Contractor/Vendor	ContractID	Comm/ Service	Award Code	Original Encum. Value	Current Encum. Value	Fiscal Period Payments	Original Encum. Value	NYS	Prog.	MWBE	Bids
03/05/12	03/27/12	BLUE LION BIOTECH LLC	00167667	38754	C	23,937	23,937	0	0	N	40		1
03/22/12	03/22/12	BLUEWATER COMMUNICATIONS GROUP LLC	00168057	77503	B	35,979	35,979	0	0	N	40		1
03/23/12	05/01/12	BLUEWATER COMMUNICATIONS GROUP LLC	00167769	77503	B	763,515	763,515	0	0	N	41		1
03/23/12	05/01/12	BLUEWATER COMMUNICATIONS GROUP LLC	00167770	77503	B	1,892,395	1,921,736	0	0	N	41		1
04/20/11	05/24/11	BLUEWATER COMMUNICATIONS GROUP LLC	00161798	77503	B	1,571,530	1,606,530	1,606,530	1,606,530	N	40		1
11/16/11	11/16/11	BN SYSTEMS, INC.	00165733	77001	A1	279,022	378,936	152,935	152,935	Y	41	X	11
04/11/11	04/11/11	BRAIN VISION LLC	00161613	12099	C	98,985	98,985	98,985	98,985	N	40		1
07/15/11	10/04/11	BRUKER OPTICS, INC.	00163484	38782	C	91,656	92,633	92,633	92,633	N	40		1
01/20/12	01/20/12	BUTLER WOODCRAFTERS, INC.	00166936	21501	B	30,411	30,411	0	0	N	52		1
10/19/11	11/07/11	BUTLER WOODCRAFTERS, INC.	00165180	21501	B	10,600	10,600	10,600	10,600	N	52		1
06/22/11	07/01/11	CAEN TECHNOLOGIES INC.	00163040	12004	C	11,044	11,044	11,044	11,044	N	40		1
10/03/11	10/03/11	CAMPBELL SCIENTIFIC, INC.	00164932	12099	C	10,935	11,383	11,383	11,383	N	40		1
12/13/11	12/14/11	CAPSA SOLUTIONS LLC	00166243	38789	A1	11,786	11,786	11,786	11,786	N	33		2
05/10/11	05/11/11	CARL ZEISS MICROIMAGING LLC	00162168	12010	B	26,482	26,482	26,482	26,482	N	40		1
04/18/11	07/06/11	CAROLINA BUSINESS FURNITURE	00161720	20915	B	36,600	0	0	0	N	33		1
07/06/11	07/06/11	CAROLINA BUSINESS FURNITURE A DIVISION O	00163262	20915	B	36,600	36,600	36,600	36,600	N	33		1
03/26/12	05/01/12	CAROUSEL INDUSTRIES OF NORTH AMERICA I	00167941	22994	B	354,601	354,601	0	0	N	41		1
06/09/11	07/15/11	CAROUSEL INDUSTRIES OF NORTH AMERICA I	00162258	85110	B	80,427	80,427	0	0	N	21		1
02/08/12	03/01/12	CARPET CASTLE INC.	00167162	22500	A1	31,472	31,472	535	535	Y	28		2
02/28/12	03/31/12	CARPET CASTLE INC.	00167551	22500	A1	19,900	20,270	0	0	Y	28		2
03/22/12	03/23/12	CASE MEDICAL INC.	00168039	38789	B	783,902	391,951	0	0	N	33		1
09/30/11	10/30/11	CBORD GROUP INC.	00164854	77201	C	129,961	129,961	129,646	129,646	Y	52		1
07/13/11	07/13/11	CDW GOVERNMENT	00163423	77503	B	64,157	64,157	64,157	64,157	N	40		1
07/28/11	07/28/11	CDW GOVERNMENT	00163750	85110	B	5,390	5,390	5,390	5,390	N	40		1
08/09/11	08/17/11	CDW GOVERNMENT	00163974	22994	A1	9,222	9,222	9,222	9,222	N	40		1
11/30/11	12/19/11	CDW GOVERNMENT	00165975	22931	B	49,432	49,432	49,432	49,432	N	41		1
12/22/11	01/11/12	CDW GOVERNMENT	00166464	85200	A1	6,164	6,164	0	0	N	40		1
12/29/11	01/06/12	CDW GOVERNMENT	00166541	78259	B	36,484	36,484	36,484	36,484	N	40		1
07/21/11	08/15/11	CEM CORPORATION	00163676	38800	C	15,000	15,000	15,000	15,000	N	40		1
11/10/11	11/10/11	CEM CORPORATION	00165611	12099	C	55,000	55,000	55,000	55,000	N	40		1
11/10/11	11/21/11	CEM CORPORATION	00165612	12099	C	23,365	23,365	23,365	23,365	N	40		1
06/17/11	10/20/11	CERTIFIED MOVING & STORAGE	00162928	85000	A1	18,532	20,270	20,270	20,270	N	33		1
05/17/11	07/11/11	CHACA EQUIPMENT COMPANY	00162319	27502A	A1	38,949	41,313	36,062	36,062	N	40	X	3
08/25/11	08/25/11	CHELSEA COMPUTER INC.	00164268	79518	A1	11,268	11,268	11,268	11,268	N	40		2
07/18/11	10/01/11	CHOICECOMM LLC	00163550	38205	B	62,951	62,951	62,951	62,951	N	41		1

Award Date	Complete Date	Contractor/Vendor	ContractID	Comm/ Service	Award Code	Original Encum. Value	Current Encum. Value	Fiscal Period Payments	Original Encum. Value	NYS	Prog.	MWBE	Bids
07/19/11	07/19/11	CHRISTOPHER BECK D/B/A BECKTECH	00163573	60002	A1	82,772	82,772	82,772	82,772	Y	41		2
08/24/11	11/01/11	CLARK EQUIPMENT COMPANY D/B/A BOBCAT	00164255	40602	B	29,711	29,711	29,711	29,711	N	52		1
09/29/11	10/30/11	CLARK SECURITY PRODUCTS, INC.	00164844	35501	B	15,962	15,962	15,962	15,962	N	52		1
11/29/11	04/01/12	COBLESKILL STONE PRODUCTS, INC.	00165940	91050	B	32,820	32,820	0	0	Y	52		1
04/15/11	04/21/11	COMMUNICATIONS AUDIO VISUAL	00161689	22990	A1	6,356	6,356	6,356	6,356	N	40		1
01/17/12	02/03/12	COMMUNITY PLAYTHINGS	00166821	20915	A1	13,035	13,035	13,035	13,035	N	40		2
09/30/11	01/30/12	COMMUNITY PLAYTHINGS	00164867	20915	A1	12,202	10,559	10,559	10,559	N	40		2
09/30/11	01/30/12	COMMUNITY PLAYTHINGS	00164868	20915	A1	11,066	13,609	13,609	13,609	N	40		2
04/06/11	06/15/11	COMMUNITY, DIV. OF JASPER SEATING CO.INC	00161441	20915	B	7,133	0	0	0	N	28		1
09/19/11	09/19/11	CON EDISON	00164637	98040	D	401,831	200,916	200,916	200,916	Y	33		1
06/03/11	07/29/11	CONCEPTS OFFICE FURNISHINGS, INC.	00162627	27502A	A1	46,495	46,495	0	0	N	40	X	2
08/04/11	09/19/11	CONCEPTS OFFICE FURNISHINGS, INC.	00163894	23103	A1	13,607	13,607	13,607	13,607	N	41	X	2
08/10/11	09/26/11	CONCEPTS OFFICE FURNISHINGS, INC.	00163998	23103	A1	8,721	9,081	9,081	9,081	N	41	X	1
09/23/11	10/04/11	CONCEPTUAL SITE FURNISHINGS INC.	00164747	20911	A1	11,319	11,319	11,319	11,319	N	52		2
09/26/11	09/26/11	CONSOLIDATED EDISON CO. OF NY, INC.	00164774	85000	D	49,496	16,499	16,499	16,499	N	28		1
11/03/11	11/03/11	CONTROLLED ENVIRONMENTS INC.	00165485	12099	C	19,600	19,600	19,600	19,600	N	40		1
06/06/11	07/05/11	CORE BTS INC.	00162634	77503	B	300,175	307,584	307,584	307,584	N	52		1
11/18/11	05/01/12	CORE BTS INC.	00165836	77503	B	1,206,588	1,296,395	723,188	723,188	N	40		1
06/28/11	07/18/11	CORPORATE FLOORS USA LLC	00163121	71002	A1	7,338	7,338	7,338	7,338	N	52		1
08/05/11	08/15/11	CORPORATE RELOCATION SYSTEMS INC.	00163911	79004	B	140,466	140,466	4,300	4,300	Y	28		1
05/16/11	05/16/11	CORR DISTRIBUTORS, INC.	00162278	21400	A1	6,831	6,831	6,831	6,831	N	52	X	1
05/31/11	06/07/11	CORTECH SOLUTIONS INC.	00162515	85200	C	55,421	55,421	55,327	55,327	N	40		1
11/18/11	01/27/12	CORTECH SOLUTIONS INC.	00165843	12099	C	22,930	22,920	22,920	22,920	N	40		1
03/16/12	03/19/12	CROSS FIRE & SECURITY CO, INC.	00167954	85000	E	27,270	13,635	0	0	N	33		1
05/31/11	06/03/11	CULVER FLOOR COVERING CO., INC	00162525	71002	C	177,625	222,236	222,236	222,236	Y	52	X	1
01/09/12	03/05/12	CURRIMBOY & CASSIDY LLC	00166723	20915	A1	23,877	23,877	0	0	N	40	X	2
12/05/11	01/30/12	CURRIMBOY & CASSIDY LLC	00166070	20915	A1	27,137	27,137	0	0	N	40	X	2
10/26/11	12/05/11	CUSTOM FABRICATION INC.	00165296	35505	C	19,000	19,000	0	0	Y	52		1
08/10/11	10/18/11	DALE ELECTRONICS CORP	00163986	38212	A1	10,893	10,931	10,931	10,931	N	40		2
12/01/11	12/01/11	DALE ELECTRONICS CORP	00166023	38212	A1	5,481	5,481	5,481	5,481	N	40		1
01/24/12	01/24/12	DASGIP BIOTOOLS LLC	00166976	12099	C	15,056	15,056	0	0	N	40		1
01/04/12	04/30/12	DAVID EDWARD COMPANY LTD	00166659	20915	A1	12,695	12,695	0	0	N	41		2
06/17/11	12/02/11	DAVID EDWARD COMPANY LTD	00162929	20915	B	1,108,199	1,190,963	471,632	471,632	N	41		1
07/25/11	07/25/11	DAVIS-ULMER SPRINKLER CO., INC.	00163698	34711	A1	9,950	9,950	9,950	9,950	N	52		1
10/11/11	10/24/11	DEL IMAGING SYSTEMS LLC	00165068	85200	C	10,400	10,400	10,400	10,400	N	40		1

Award Date	Complete Date	Contractor/Vendor	ContractID	Comm/ Service	Award Code	Original Encum. Value	Current Encum. Value	Fiscal Period Payments	Original Encum. Value	NYS	Prog.	MWBE	Bids
02/13/12	02/29/12	DELL MARKETING CORPORATION	00167251	22932	B	30,118	30,118	0	0	N	40		1
04/08/11	04/19/11	DELL MARKETING CORPORATION	00161558	22932	B	22,350	22,350	22,350	22,350	N	40		1
09/28/11	09/28/11	DELL MARKETING CORPORATION	00164814	22990	B	5,159	5,159	4,955	4,955	N	40		1
11/16/11	11/17/11	DELL MARKETING CORPORATION	00165727	38789	B	5,794	5,794	0	0	N	40		1
12/29/11	01/07/12	DELL MARKETING CORPORATION	00166555	22932	B	8,001	8,001	8,001	8,001	N	40		1
01/09/12	01/09/12	DELL MARKETING L.P.	00166750	75302	B	9,257	9,257	9,257	9,257	N	40		1
01/20/12	01/20/12	DELL MARKETING L.P.	00166932	75302	B	12,317	12,317	0	0	N	40		1
03/16/12	05/01/12	DELL MARKETING L.P.	00167943	22994	B	622,360	632,776	0	0	N	41		1
03/19/12	03/19/12	DELL MARKETING L.P.	00167967	38789	B	5,102	5,102	0	0	N	40		1
03/19/12	03/20/12	DELL MARKETING L.P.	00167976	38789	B	18,531	18,531	0	0	N	40		1
03/19/12	03/20/12	DELL MARKETING L.P.	00167986	38789	B	19,807	19,807	0	0	N	40		1
03/20/12	05/01/12	DELL MARKETING L.P.	00168002	22994	B	435,374	435,374	0	0	N	41		1
04/05/11	04/05/11	DELL MARKETING L.P.	00161402	75302	B	20,462	20,462	20,462	20,462	N	40		1
04/22/11	04/22/11	DELL MARKETING L.P.	00161836	77530	B	28,490	28,490	28,490	28,490	N	40		1
04/22/11	04/22/11	DELL MARKETING L.P.	00161837	75302	B	6,196	6,196	6,196	6,196	N	40		1
05/04/11	06/03/11	DELL MARKETING L.P.	00162024	78254	B	737,507	737,507	687,181	687,181	N	40		1
05/23/11	05/23/11	DELL MARKETING L.P.	00162436	75302	B	30,581	30,581	30,581	30,581	N	40		1
06/22/11	08/01/11	DELL MARKETING L.P.	00163044	75302	B	917,378	917,378	917,378	917,378	N	40		1
07/27/11	08/15/11	DELL MARKETING L.P.	00163733	75302	B	82,232	82,232	82,232	82,232	N	40		1
08/09/11	08/17/11	DELL MARKETING L.P.	00163973	22960	B	7,083	7,083	7,083	7,083	N	40		1
10/18/11	10/25/11	DELL MARKETING L.P.	00165156	22994	B	9,247	9,247	9,247	9,247	N	40		1
11/30/11	12/19/11	DELL MARKETING L.P.	00165979	22931	B	7,021	7,021	6,929	6,929	N	41		1
12/14/11	12/15/11	DELL MARKETING L.P.	00166276	38789	B	18,432	18,432	0	0	N	40		1
12/15/11	12/16/11	DELL MARKETING L.P.	00166290	38789	B	17,045	17,045	10,432	10,432	N	40		1
07/13/11	09/12/11	DESIGN SPECIALISTS INC. D/B/A CORPORATE	00163373	24400	A1	6,460	6,460	6,460	6,460	N	28	X	1
08/16/11	08/26/11	DESIGN X MFG. INC.	00164124	20802	A1	8,814	8,814	8,814	8,814	N	52		1
08/22/11	09/13/11	DEUTSCHER & DAUGHTER INC.	00164202	35508	A1	20,302	20,302	20,302	20,302	N	32	X	2
01/19/12	01/19/12	DIATOME U.S.	00166877	12099	A1	6,610	6,610	2,660	2,660	N	40		1
03/02/12	04/11/12	DIGITAL DARKROOM AND PHOTOGRAPHY INC.	00167640	38800	A1	7,290	7,290	0	0	N	40		1
03/14/12	05/01/12	DYNTEK SERVICES INC.	00167830	79504	B	105,532	105,532	0	0	N	41		1
03/14/12	05/01/12	DYNTEK SERVICES INC.	00167834	79504	B	195,145	195,145	0	0	N	41		1
03/16/12	03/16/12	DYNTEK SERVICES INC.	00167922	76050	B	168,500	168,500	0	0	N	40		1
10/26/11	11/03/11	DYNTEK SERVICES INC.	00165307	22944	B	899,215	899,215	899,215	899,215	N	40		1
06/06/11	07/08/11	E.NFRASTRUCTURE TECHNOLOGIES INC.	00162652	77503	B	211,711	211,711	211,711	211,711	N	52		1
09/16/11	10/28/11	EAGLE TRANSFER CORP.	00164576	79004	A1	233,000	638,453	409,564	409,564	Y	40	X	2

Award Date	Complete Date	Contractor/Vendor	ContractID	Comm/ Service	Award Code	Original Encum. Value	Current Encum. Value	Fiscal Period Payments	Original Encum. Value	NYS	Prog.	MWBE	Bids
03/16/12	03/19/12	EDWARDS VACUUM INC.	00167951	38789	A1	6,122	6,122	0	0	N	40		1
04/19/11	05/16/11	EGAN VISUAL INTERNATIONAL INC.	00161733	23203	A1	11,919	11,919	0	0	N	55		2
07/28/11	11/01/11	EIA DATACOM INC.	00163741	77001	B	69,333	73,967	73,967	73,967	N	40		1
12/14/11	12/14/11	EIA DATACOM INC.	00166006	77001	B	36,588	36,588	36,588	36,588	N	40		1
01/06/12	01/06/12	ELECTRICAL GEODESICS, INC.	00166704	12099	C	11,814	11,814	0	0	N	40		1
01/16/12	02/10/12	EMPIRE OFFICE INC.	00166809	20915	C	16,830	16,830	0	0	Y	40		1
01/21/12	03/19/12	EMPIRE OFFICE INC.	00165838	20915	A1	6,402	6,402	0	0	N	40		1
02/25/12	04/30/12	EMPIRE OFFICE INC.	00167500	20915	A1	8,154	8,154	0	0	N	40		1
02/25/12	04/30/12	EMPIRE OFFICE INC.	00167501	20915	A1	8,975	8,975	0	0	N	40		1
03/21/12	04/30/12	EMPIRE OFFICE INC.	00167502	20915	A1	8,230	8,230	0	0	N	40		1
03/21/12	04/30/12	EMPIRE OFFICE INC.	00167503	20915	A1	9,547	9,547	0	0	N	40		1
06/28/11	06/30/11	EN POINTE TECHNOLOGIES SALES INC.	00163123	79518	B	447,664	447,664	447,664	447,664	N	40		1
03/13/12	07/12/12	ERGONOM CORPORATION D/B/A ERG INTERNA	00167789	20915	B	61,100	61,100	0	0	N	52		1
04/18/11	06/02/11	ERGONOM CORPORATION D/B/A ERG INTERNA	00161722	20915	B	6,130	6,020	6,020	6,020	N	28		1
05/19/11	07/15/11	ERGONOM CORPORATION D/B/A ERG INTERNA	00161882	20915	B	141,780	144,108	143,896	143,896	N	52		1
07/06/11	08/15/11	ERGONOM CORPORATION D/B/A ERG INTERNA	00163252	20915	B	17,847	17,847	17,847	17,847	N	52		1
10/21/11	11/20/11	ERGONOM CORPORATION D/B/A ERG INTERNA	00165266	20915	B	8,780	8,780	8,780	8,780	N	52		1
05/23/11	08/05/11	EVENSON BEST LLC	00162399	20915	A1	863,008	968,061	900,498	900,498	N	40		2
09/26/11	11/28/11	EVENSON BEST LLC	00164776	20915	A1	14,587	14,587	0	0	N	40		2
09/27/11	11/28/11	EVENSON BEST LLC	00164797	20915	A1	14,714	14,714	0	0	N	40		2
09/28/11	11/28/11	EVENSON BEST LLC	00164834	20915	A1	8,465	8,465	0	0	N	40		1
09/28/11	11/28/11	EVENSON BEST LLC	00164835	20915	A1	10,851	10,851	0	0	N	40		2
12/05/11	01/23/12	EVENSON BEST LLC	00166040	20915	A1	9,378	9,378	0	0	N	40		1
01/05/12	03/09/12	EVERTZ MICROSYSTEMS LTD	00166678	38212	A1	5,120	5,205	5,205	5,205	N	40		1
05/26/11	07/13/11	EVERTZ MICROSYSTEMS LTD	00162462	38212	C	111,400	112,310	112,310	112,310	N	40		1
04/06/11	08/01/11	EXCEL HOMES GROUP, LLC	00161461	84000	A1	947,620	0	0	0	N	28		2
04/07/11	10/28/11	EXCEL HOMES GROUP, LLC	00161490	84000	A1	710,715	952,962	952,962	952,962	N	28		2
02/23/12	06/18/12	EXEMPLIS CORPORATION	00167490	20915	B	119,268	119,268	0	0	N	41		1
09/14/11	09/23/11	FALCUM SERVICE INC. D/B/A MASTER OF MOBI	00164511	30208	A1	6,000	6,000	6,000	6,000	N	52		1
09/09/11	09/09/11	FAMILY CLEANING	00164451	38789	A1	6,800	6,800	6,800	6,800	N	28		1
07/28/11	10/26/11	FELIX STORCH, INC.	00163752	38789	A1	8,260	15,060	0	0	N	33		1
06/24/11	08/26/11	FIANIUM INC.	00163090	85200	C	125,150	125,150	125,150	125,150	N	40		1
06/14/11	06/30/11	FIRECOM INC.	00162867	38230	E	13,338	29,528	0	0	Y	33		1
12/09/11	12/09/11	FIRKINS DRAPERY & BLINDS	00166174	21200	A1	5,125	5,125	5,125	5,125	Y	52		1
01/19/12	01/20/12	FISHER SCIENTIFIC COMPANY LLC	00166895	38789	B	6,963	6,963	0	0	N	40		1

Award Date	Complete Date	Contractor/Vendor	ContractID	Comm/ Service	Award Code	Original Encum. Value	Current Encum. Value	Fiscal Period Payments	Original Encum. Value	NYS	Prog.	MWBE	Bids
01/31/12	02/01/12	FISHER SCIENTIFIC COMPANY LLC	00167056	38789	B	10,442	10,442	0	0	N	40		1
02/13/12	02/29/12	FISHER SCIENTIFIC COMPANY LLC	00167252	12099	C	18,126	18,126	16,145	16,145	N	40		1
02/14/12	02/15/12	FISHER SCIENTIFIC COMPANY LLC	00167329	38789	B	28,614	28,614	0	0	N	40		1
02/16/12	02/16/12	FISHER SCIENTIFIC COMPANY LLC	00167399	38789	B	24,167	24,167	0	0	N	40		1
02/27/12	02/27/12	FISHER SCIENTIFIC COMPANY LLC	00167522	12099	B	8,083	8,083	0	0	N	40		1
04/06/11	04/15/11	FISHER SCIENTIFIC COMPANY LLC	00161476	12004	B	15,352	15,352	15,352	15,352	N	40		1
05/10/11	05/10/11	FISHER SCIENTIFIC COMPANY LLC	00162159	12099	B	19,077	19,077	19,077	19,077	N	40		1
05/23/11	05/23/11	FISHER SCIENTIFIC COMPANY LLC	00162434	12099	B	10,595	10,595	10,595	10,595	N	40		1
05/24/11	05/24/11	FISHER SCIENTIFIC COMPANY LLC	00162446	12099	B	6,030	6,030	6,030	6,030	N	40		1
06/13/11	06/15/11	FISHER SCIENTIFIC COMPANY LLC	00162852	12099	B	9,417	9,417	9,417	9,417	N	40		1
06/17/11	06/17/11	FISHER SCIENTIFIC COMPANY LLC	00162933	12099	B	6,474	6,474	6,474	6,474	N	40		1
07/15/11	07/15/11	FISHER SCIENTIFIC COMPANY LLC	00163497	12099	B	5,219	5,219	5,219	5,219	N	40		1
09/02/11	11/01/11	FISHER SCIENTIFIC COMPANY LLC	00164404	38789	B	15,000	14,365	14,365	14,365	N	40		1
09/15/11	09/22/11	FISHER SCIENTIFIC COMPANY LLC	00164556	12099	B	5,868	5,868	5,868	5,868	N	40		1
10/03/11	03/14/12	FISHER SCIENTIFIC COMPANY LLC	00164907	5600	B	37,489	37,423	37,423	37,423	N	40		1
10/05/11	10/17/11	FISHER SCIENTIFIC COMPANY LLC	00164969	12099	B	8,911	8,911	8,911	8,911	N	40		1
10/05/11	10/17/11	FISHER SCIENTIFIC COMPANY LLC	00164977	12099	B	5,065	5,065	5,065	5,065	N	40		1
11/08/11	11/21/11	FISHER SCIENTIFIC COMPANY LLC	00165560	12099	B	28,392	28,392	28,392	28,392	N	40		1
11/14/11	11/15/11	FISHER SCIENTIFIC COMPANY LLC	00165632	38789	B	13,211	13,211	13,179	13,179	N	40		1
11/16/11	11/17/11	FISHER SCIENTIFIC COMPANY LLC	00165731	38789	B	9,959	9,959	9,954	9,954	N	40		1
11/16/11	11/17/11	FISHER SCIENTIFIC COMPANY LLC	00165734	38789	B	7,540	7,540	7,540	7,540	N	40		1
12/02/11	12/02/11	FISHER SCIENTIFIC COMPANY LLC	00166037	12099	B	5,862	5,862	5,862	5,862	N	40		1
12/07/11	12/21/11	FISHER SCIENTIFIC COMPANY LLC	00166098	12099	B	8,954	8,954	8,954	8,954	N	40		1
12/07/11	12/21/11	FISHER SCIENTIFIC COMPANY LLC	00166099	12099	B	9,474	9,474	9,474	9,474	N	40		1
04/25/11	04/25/11	FLIR SYSTEMS INC.	00161855	12099	A1	7,020	7,020	7,020	7,020	N	40		1
03/29/12	05/07/12	FLOORING ENVIRONMENT INC.	00168142	20600	B	129,631	129,631	0	0	N	52	X	1
04/08/11	05/31/11	FLOORING ENVIRONMENT INC.	00161579	20600	B	142,896	172,890	172,890	172,890	N	52	X	1
02/09/12	05/18/12	FM OFFICE EXPRESS INC D/B/A OFFICE PRODU	00167235	23103	A1	12,954	12,954	0	0	N	41	X	2
07/06/11	08/01/11	FM OFFICE EXPRESS INC D/B/A OFFICE PRODU	00163231	39000	B	33,810	33,810	30,583	30,583	N	52	X	1
07/08/11	08/05/11	FM OFFICE EXPRESS INC D/B/A OFFICE PRODU	00163307	39000	B	6,689	6,689	6,689	6,689	N	52	X	1
05/21/11	07/15/11	FOLIOT FURNITURE INC.	00161972	20915	B	192,231	192,231	192,231	192,231	N	52		1
06/02/11	08/01/11	FOLIOT FURNITURE INC.	00162584	21501	B	117,835	131,495	131,495	131,495	N	52		1
02/09/12	02/20/12	FOLLETT CORPORATION	00167234	32501	C	137,736	68,868	0	0	N	33		1
07/12/11	08/15/11	FRANCE CASTING	00163321	85200	A1	5,203	5,203	0	0	N	40		1
01/18/12	01/18/12	FULL COMPASS SYSTEMS LTD	00166858	38212	A1	10,648	10,648	10,648	10,648	N	40		2

Award Date	Complete Date	Contractor/Vendor	ContractID	Comm/ Service	Award Code	Original Encum. Value	Current Encum. Value	Fiscal Period Payments	Original Encum. Value	NYS	Prog.	MWBE	Bids
02/27/12	02/27/12	FULL COMPASS SYSTEMS LTD	00167524	38212	A1	14,662	14,662	14,662	14,662	N	40		2
11/03/11	03/13/12	FULL COMPASS SYSTEMS LTD	00165451	38212	A1	6,909	6,849	6,849	6,849	N	40		1
05/06/11	05/06/11	GARY DAVIE CONSTRUCTION	00162112	84000	A1	9,500	9,500	9,500	9,500	Y	52		1
05/31/11	05/31/11	GARY DAVIE CONSTRUCTION	00162518	84000	A1	7,000	9,900	9,900	9,900	Y	52		1
10/14/11	03/06/12	GAVIN CABLING SYSTEMS INC.	00165108	38206	B	16,494	21,620	8,247	8,247	N	33		1
11/03/11	02/14/12	GAVIN CABLING SYSTEMS INC.	00165461	60003	B	1,248,193	637,637	90,361	90,361	Y	33		1
03/09/12	05/18/12	GAYLORD BROS., INC.	00167755	20915	B	10,809	10,809	0	0	Y	41		1
11/21/11	11/30/11	GDS INC.	00165855	38600	B	354,325	198,531	0	0	N	33		1
02/27/12	02/28/12	GENERAL ELECTRIC D/B/A GE HEALTHCARE	00167527	38789	B	844,129	844,129	0	0	N	33		1
04/12/11	04/12/11	GENEVA SCIENTIFIC LLC	00161624	85000	A1	153,335	153,335	153,335	153,335	N	28		4
07/29/11	07/29/11	GETINGE USA INC	00163792	38789	A1	7,379	7,379	0	0	N	33		1
08/08/11	08/08/11	GETINGE USA INC	00163958	38789	A1	14,439	14,439	0	0	N	33		2
03/09/12	03/09/12	GLOBAL EQUIPMENT CO.	00167754	21501	A1	5,024	5,024	0	0	N	52		1
09/22/11	09/22/11	GLOBAL SURGICAL CORPORATION	00164724	38789	A1	5,679	5,679	0	0	N	33		1
09/01/11	09/19/11	GRASSLAND EQUIPMENT & IRRIGATION CORP	00164351	37000	B	24,039	24,039	24,039	24,039	N	52		1
04/13/11	04/30/11	GRAYBAR ELECTRIC CO. INC.	00161657	85110	B	23,118	23,118	23,118	23,118	N	21		1
06/06/11	08/01/11	GROUP CONTRACT INC.	00162655	85200	A1	5,329	5,329	5,329	5,329	N	52		1
06/29/11	08/15/11	GROUP CONTRACT INC.	00163159	22700	A1	9,989	9,989	9,989	9,989	N	52		1
07/07/11	08/15/11	GROUP CONTRACT INC.	00163279	22700	A1	9,989	9,989	9,989	9,989	N	52		1
05/11/11	07/22/11	GROUPE LACASSE LLC	00162169	20915	B	86,666	91,066	91,066	91,066	N	33		1
10/20/11	12/06/11	GROUPE LACASSE LLC	00165218	21705	B	7,181	7,181	7,181	7,181	N	40		1
08/31/11	10/01/11	GYM SOURCE	00164349	30204	B	28,157	28,157	28,157	28,157	N	52		1
02/06/12	02/06/12	HAGE CARPET CO. INC.	00167143	20600	B	7,238	7,238	7,238	7,238	N	28		1
02/28/12	02/28/12	HAGE CARPET CO. INC.	00167572	20600	B	11,904	11,904	11,904	11,904	N	28		1
12/07/11	12/19/11	HAGE CARPET CO. INC.	00166129	20600	A1	5,000	5,000	5,000	5,000	N	52		1
03/13/12	07/12/12	HANCOCK AND MOORE D/B/A CABOT WRENN	00167792	20915	B	18,871	18,871	0	0	N	52		1
01/31/12	04/02/12	HANEL STORAGE SYSTEMS LP	00167047	35111	B	761,932	380,966	0	0	N	33		1
01/25/12	01/25/12	HARMONIC INC.	00166998	38212	A1	5,031	5,031	5,031	5,031	N	40		1
02/28/12	05/24/12	HAWORTH, INC.	00167433	20915	B	1,504,100	1,504,100	0	0	N	41		1
03/01/12	05/24/12	HAWORTH, INC.	00167432	20915	B	1,434,328	1,404,140	0	0	N	41		1
03/20/12	05/28/12	HAWORTH, INC.	00168006	20915	B	62,815	62,815	0	0	N	40		1
03/29/12	07/05/12	HAWORTH, INC.	00167795	20915	B	31,478	31,478	0	0	N	52		1
05/11/11	11/09/11	HAWORTH, INC.	00162172	20915	B	228,605	253,583	241,462	241,462	N	33		1
07/20/11	07/20/11	HAWORTH, INC.	00163623	21501	B	9,230	9,133	9,133	9,133	N	52		1
09/27/11	09/27/11	HENRY SCHEIN INC.	00164794	38789	A1	9,983	9,983	9,983	9,983	N	40		1

Award Date	Complete Date	Contractor/Vendor	ContractID	Comm/ Service	Award Code	Original Encum. Value	Current Encum. Value	Fiscal Period Payments	Original Encum. Value	NYS	Prog.	MWBE	Bids
11/14/11	11/15/11	HENRY SCHEIN INC.	00165654	38789	C	39,195	39,195	39,195	39,195	N	40		1
02/10/12	02/10/12	HERITAGE CONTRACT FLOORING LLC	00167237	20600	B	57,200	56,747	0	0	N	52		1
07/11/11	08/17/11	HERITAGE CONTRACT FLOORING LLC	00163308	71002	A1	44,700	44,700	44,700	44,700	Y	52		2
12/20/11	12/28/11	HERMAN MILLER FOR HEALTHCARE	00166391	38789	C	59,540	29,770	0	0	N	33		1
04/19/11	06/07/11	HERMAN MILLER INC.	00161743	21705	B	17,704	17,704	17,704	17,704	N	40		1
01/17/12	06/18/12	HERMAN MILLER INC. D/B/A HERMAN MILLER	00166830	20915	B	42,960	42,960	0	0	N	41		1
03/02/12	04/30/12	HERMAN MILLER INC. D/B/A HERMAN MILLER	00167509	20915	B	59,288	59,288	0	0	N	40		1
05/05/11	07/25/11	HERMAN MILLER INC. D/B/A HERMAN MILLER	00162094	20915	B	55,856	55,856	55,331	55,331	N	33		1
05/09/11	07/25/11	HERMAN MILLER INC. D/B/A HERMAN MILLER	00162152	20915	B	118,353	118,353	118,353	118,353	N	33		1
05/10/11	06/01/12	HERMAN MILLER INC. D/B/A HERMAN MILLER	00162154	20915	B	6,226	6,226	0	0	N	33		1
05/10/11	10/01/12	HERMAN MILLER INC. D/B/A HERMAN MILLER	00162157	20915	B	71,820	71,820	0	0	N	33		1
05/10/11	02/01/13	HERMAN MILLER INC. D/B/A HERMAN MILLER	00162158	20915	B	43,702	43,702	0	0	N	33		1
05/10/11	06/01/13	HERMAN MILLER INC. D/B/A HERMAN MILLER	00162160	20915	B	46,916	46,916	0	0	N	33		1
05/19/11	07/18/11	HERMAN MILLER INC. D/B/A HERMAN MILLER	00162363	20915	B	10,974	10,962	10,962	10,962	N	52		1
06/21/11	08/05/11	HERMAN MILLER INC. D/B/A HERMAN MILLER	00162995	20915	B	35,219	35,219	35,219	35,219	N	40		1
10/17/11	04/25/12	HERMAN MILLER INC. D/B/A HERMAN MILLER	00165114	20915	B	69,949	103,397	0	0	N	33		1
04/12/11	05/25/11	HEWLETT PACKARD COMPANY	00161621	75305	B	17,989	16,007	16,007	16,007	N	40		1
07/28/11	07/28/11	HEWLETT PACKARD COMPANY	00163749	75006	B	11,341	11,341	11,341	11,341	N	40		1
12/14/11	12/14/11	HEWLETT PACKARD COMPANY	00166255	75006	B	11,056	11,056	11,056	11,056	N	40		1
02/25/12	04/30/12	HICKORY BUSINESS FURNITURE LLC D/B/A	00167499	20915	B	86,041	86,041	0	0	N	40		1
02/27/12	06/25/12	HICKORY BUSINESS FURNITURE LLC D/B/A	00167541	20915	B	160,219	160,219	0	0	N	41		1
07/11/11	08/05/11	HILL & MARKES INC.	00163311	21400	A1	9,987	9,987	9,987	9,987	N	52		1
03/16/12	03/19/12	HILL-ROM CO. INC.	00167945	38789	B	1,334,418	667,209	0	0	N	33		1
02/07/12	03/14/12	HITACHI KOKUSAI ELECTRIC AMERICA LTD	00167160	38800	C	81,160	81,256	81,256	81,256	N	40		1
08/11/11	08/19/11	HOGENTOGLER & CO. INC.	00164017	12007	A1	5,314	5,314	5,314	5,314	N	40		1
06/09/11	06/09/11	HOLSAG CANADA	00162789	21804	A1	10,130	10,130	10,130	10,130	N	52		2
01/04/12	02/01/12	HONEYWELL INTERNATIONAL INC.	00166650	22931	A1	7,349	7,349	7,349	7,349	Y	41		1
05/12/11	10/26/11	HORIBA JOBIN YVON INC.	00162209	12010	C	89,522	89,528	89,528	89,528	N	40		1
06/17/11	06/24/11	HORIBA JOBIN YVON INC.	00162927	24209	C	31,964	31,964	31,964	31,964	N	40		1
05/02/11	05/02/11	HORWITZ PAPER & PACKAGING CO. INC. D/B/A	00161965	21400	A1	9,875	9,875	9,875	9,875	N	52		1
03/22/12	07/16/12	HOSELTON CHEVROLET INC.	00168041	40590	B	39,931	39,931	0	0	N	21		1
03/27/12	07/16/12	HOSELTON CHEVROLET INC.	00168121	40590	B	39,931	39,931	0	0	N	21		1
04/08/11	04/08/11	INDUSTRIAL ACOUSTICS COMPANY	00161538	12099	C	39,780	39,780	39,780	39,780	N	40		1
09/12/11	09/23/11	INNER SPACE SYSTEMS INC.	00164477	20915	A1	5,112	275,000	3,834	3,834	Y	41		1
07/18/11	08/14/11	INNOVATIVE SIGNAGE SYSTEMS INC. D/B/A	00163523	23103	A1	12,148	11,110	11,110	11,110	N	52		2

Award Date	Complete Date	Contractor/Vendor	ContractID	Comm/ Service	Award Code	Original Encum. Value	Current Encum. Value	Fiscal Period Payments	Original Encum. Value	NYS	Prog.	MWBE	Bids
02/27/12	06/25/12	INTEGRA INC.	00167521	20915	B	25,234	25,234	0	0	N	41		1
06/22/11	06/22/11	INTERMETRO INDUSTRIES CORP.	00163015	38789	A1	7,322	5,722	0	0	N	33		1
07/15/11	07/15/11	INTERWORLD HIGHWAY, LLC D/B/A TEQUIPME	00163499	12099	A1	8,967	8,965	8,965	8,965	N	40		1
12/29/11	01/05/12	IVCI LLC	00166539	38205	B	154,622	154,622	154,622	154,622	N	40		1
07/28/11	07/28/11	J & R CORPORATE SALES	00163751	38800	A1	5,588	5,588	5,588	5,588	N	40		1
11/14/11	11/14/11	JAMF SOFTWARE LLC	00165642	22944	A1	9,535	9,535	9,535	9,535	N	40		1
02/27/12	06/04/12	JASPER GROUP, JSI, COMMUNITY, & KLEM	00167542	20915	B	47,768	47,768	0	0	N	41		1
06/15/11	06/15/11	JASPER GROUP, JSI, COMMUNITY, & KLEM	00162871	20915	B	7,133	7,133	7,133	7,133	N	28		1
12/22/11	12/22/11	JEOL USA INC.	00166460	12013	C	1,100,000	1,100,000	0	0	N	40		1
03/16/12	04/30/12	JFD SALES CONSULTING SERVICES CORP	00167955	23103	A1	9,997	9,997	0	0	N	41	X	1
05/23/11	05/30/11	JFD SALES CONSULTING SERVICES CORP	00162411	20915	A1	90,320	82,597	82,597	82,597	Y	40	X	2
06/09/11	08/01/11	JFD SALES CONSULTING SERVICES CORP	00162797	20915	E	12,630	12,630	12,630	12,630	Y	41	X	1
09/21/11	01/16/12	JFD SALES CONSULTING SERVICES CORP	00164705	20915	A1	89,983	89,983	0	0	Y	41	X	6
11/18/11	12/19/11	JFD SALES CONSULTING SERVICES CORP	00165840	39014	A1	14,996	14,996	0	0	N	41	X	2
12/07/11	01/11/12	JFD SALES CONSULTING SERVICES CORP	00166121	25200	A1	6,277	6,277	0	0	N	41	X	1
06/06/11	06/06/11	JOAN'S DRAPERIES INC.	00162630	21200	A1	6,895	6,895	6,895	6,895	N	52	X	1
07/21/11	07/25/11	JOERNS LLC	00163664	38789	A1	21,900	21,840	21,840	21,840	N	33		4
02/27/12	03/14/12	JOHN D. MARCELLA APPLIANCES & SON INC.	00167528	25200	A1	5,481	5,481	5,481	5,481	N	52		1
08/02/11	08/08/11	JOHN D. MARCELLA APPLIANCES & SON INC.	00163855	25200	A1	8,251	8,755	8,755	8,755	N	52		1
08/16/11	08/24/11	JOHN D. MARCELLA APPLIANCES & SON INC.	00164130	25200	A1	5,724	5,724	5,724	5,724	Y	52		1
04/05/11	05/30/11	JOHN H. BLACK COMPANY INC.	00161367	92100	A1	7,296	7,296	7,296	7,296	Y	52		1
04/05/11	06/01/11	JOHN SAVOY & SON INC.	00161301	20915	B	16,365	16,365	16,365	16,365	N	28		1
04/28/11	05/23/11	JOHN SAVOY & SON INC.	00161911	21501	B	7,222	7,222	7,222	7,222	N	52		1
05/07/11	07/18/11	JOHN SAVOY & SON INC.	00162120	20915	A1	96,570	99,783	99,783	99,783	N	52		2
05/23/11	08/19/11	JOHN SAVOY & SON INC.	00162441	21501	B	136,435	134,927	134,927	134,927	N	52		1
06/01/11	08/08/11	JOHN SAVOY & SON INC.	00162553	20915	B	25,800	28,290	28,290	28,290	N	52		1
06/01/11	08/08/11	JOHN SAVOY & SON INC.	00162568	20915	B	25,800	28,305	28,305	28,305	N	52		1
08/10/11	09/01/11	JOHN SAVOY & SON INC.	00163992	20915	B	34,804	34,804	34,804	34,804	N	52		1
09/12/11	09/26/11	JOHN SAVOY & SON INC.	00164472	21501	B	5,044	5,044	5,044	5,044	N	52		1
09/27/11	10/24/11	JOHN SAVOY & SON INC.	00164778	21501	B	35,113	35,113	35,113	35,113	N	52		1
09/30/11	10/17/11	JOHN SAVOY & SON INC.	00164876	21501	B	5,232	5,232	5,232	5,232	N	52		1
11/04/11	06/01/12	JOHN SAVOY & SON INC.	00165493	20915	B	347,438	347,438	0	0	N	52		1
11/04/11	06/01/12	JOHN SAVOY & SON INC.	00165497	20915	B	26,186	26,186	0	0	N	52		1
11/29/11	06/04/12	JOHN SAVOY & SON INC.	00165964	21501	B	472,103	472,103	0	0	N	52		1
12/28/11	04/01/13	JOHN SAVOY & SON INC.	00166528	20915	B	730,484	730,484	0	0	N	52		1



Award Date	Complete Date	Contractor/Vendor	ContractID	Comm/ Service	Award Code	Original Encum. Value	Current Encum. Value	Fiscal Period Payments	Original Encum. Value	NYS	Prog.	MWBE	Bids
12/28/11	04/01/13	JOHN SAVOY & SON INC.	00166532	20915	B	841,562	841,562	0	0	N	52		1
12/28/11	04/01/13	JOHN SAVOY & SON INC.	00166533	20915	B	836,429	836,429	0	0	N	52		1
12/28/11	04/01/13	JOHN SAVOY & SON INC.	00166534	20915	B	660,824	660,824	0	0	N	52		1
12/29/11	04/01/13	JOHN SAVOY & SON INC.	00166540	20915	B	26,953	26,953	0	0	N	52		1
01/18/12	01/18/12	JOHNSON CONTROLS, INC.	00166868	34710	B	424,490	424,490	0	0	Y	40		1
02/22/12	02/22/12	JOHNSON CONTROLS, INC.	00167454	38000	B	239,881	245,054	0	0	N	40		1
09/09/11	09/09/11	JOHNSON CONTROLS, INC.	00164459	34710	B	13,180	13,180	13,180	13,180	Y	41		1
06/08/11	08/01/11	JSJ FURNITURE CORPORATION D/B/A HARTER	00162758	20915	B	7,290	7,290	7,290	7,290	N	41		1
06/09/11	08/08/11	JSJ FURNITURE CORPORATION D/B/A HARTER	00162816	20915	B	95,652	95,652	92,582	92,582	N	40		1
03/13/12	04/30/12	JSJ FURNITURE CORPORATION D/B/A ZOOM SE	00167807	20915	B	9,754	9,754	0	0	N	41		1
06/08/11	08/01/11	JSJ FURNITURE CORPORATION D/B/A ZOOM SE	00162746	20915	B	10,316	10,316	10,316	10,316	N	41		1
11/15/11	11/15/11	KARDEX REMSTAR LLC	00165662	27506	B	197,660	197,660	197,660	197,660	N	1		1
05/27/11	05/27/11	KARDEX SYSTEMS	00162502	27506	B	197,660	0	0	0	N	1		1
12/02/11	04/19/12	KARL STORZ ENDOSCOPY-AMERICA, INC.	00166032	10132	B	911,528	464,754	0	0	N	33		1
09/19/11	09/30/11	KARL'S SALES AND SERVICE CO. LLC	00164635	85200	A1	8,676	8,726	8,726	8,726	N	40		1
10/04/11	10/28/11	KARL'S SALES AND SERVICE CO. LLC	00164963	25200	A1	6,245	6,237	6,237	6,237	N	40		1
03/13/12	07/12/12	KIMBALL OFFICE A DIVISION OF KIMBALL INT	00167794	20915	B	16,210	16,210	0	0	N	52		1
03/19/12	04/30/12	KIMBALL OFFICE A DIVISION OF KIMBALL INT	00167973	20915	B	63,890	63,890	0	0	N	41		1
05/16/11	08/15/11	KIMBALL OFFICE A DIVISION OF KIMBALL INT	00162279	21501	B	19,605	18,184	18,184	18,184	N	52		1
06/08/11	08/01/11	KIMBALL OFFICE A DIVISION OF KIMBALL INT	00162766	20915	B	32,292	31,519	31,519	31,519	N	41		1
06/10/11	08/08/11	KIMBALL OFFICE A DIVISION OF KIMBALL INT	00162834	20915	B	38,329	38,329	38,329	38,329	N	40		1
10/05/11	11/22/11	KIMBALL OFFICE A DIVISION OF KIMBALL INT	00164989	20915	B	11,324	11,324	11,324	11,324	N	41		1
10/06/11	12/12/11	KIMBALL OFFICE A DIVISION OF KIMBALL INT	00165015	20915	B	379,515	392,768	387,989	387,989	N	41		1
06/29/11	06/29/11	KMEL CORP D/B/A KEYSTONE PRECISION INST	00163155	12099	A1	7,910	7,910	7,910	7,910	N	40		1
04/06/11	05/16/11	KNIGHT MARKETING CORP OF NY	00161475	30225	A1	6,318	6,318	6,318	6,318	Y	41		1
02/26/12	04/30/12	KNOLL, INC.	00167510	20915	B	29,688	29,688	0	0	N	40		1
03/20/12	05/28/12	KNOLL, INC.	00168005	20915	B	165,637	165,637	0	0	N	40		1
04/06/11	05/11/11	KNOLL, INC.	00161436	20915	B	6,152	6,049	6,049	6,049	N	55		1
05/06/11	08/05/11	KNOLL, INC.	00162103	20915	B	103,021	106,417	78,710	78,710	N	40		1
12/12/11	01/30/12	KNOLL, INC.	00166199	20915	B	88,322	88,322	0	0	N	32		1
08/20/11	09/16/11	KONICA MINOLTA BUSINESS SOLUTIONS USA I	00164183	22424	B	404,867	402,812	402,812	402,812	N	40		1
11/29/11	12/19/11	KONICA MINOLTA BUSINESS SOLUTIONS USA I	00165938	22424	B	24,549	24,549	16,366	16,366	N	41		1
06/08/11	06/21/11	KONICA MINOLTA BUSINESS SOLUTIONS USA,	00162713	22924	B	11,826	11,826	11,826	11,826	N	40		1
01/10/12	05/28/12	KRUEGER INTERNATIONAL INC. DBA KI	00166759	21501	B	15,609	15,609	0	0	N	52		1
02/25/12	04/30/12	KRUEGER INTERNATIONAL INC. DBA KI	00167498	20915	B	111,466	111,466	0	0	N	40		1

Award Date	Complete Date	Contractor/Vendor	ContractID	Comm/ Service	Award Code	Original Encum. Value	Current Encum. Value	Fiscal Period Payments	Original Encum. Value	NYS	Prog.	MWBE	Bids
04/08/11	06/02/11	KRUEGER INTERNATIONAL INC. DBA KI	00161583	20915	B	9,880	9,880	9,880	9,880	N	28		1
05/13/11	12/30/11	KRUEGER INTERNATIONAL INC. DBA KI	00162224	20915	B	825,458	763,571	586,972	586,972	N	40		1
06/28/11	07/15/11	KRUEGER INTERNATIONAL INC. DBA KI	00163131	20915	B	8,750	8,750	8,750	8,750	N	40		1
07/18/11	02/28/12	KRUEGER INTERNATIONAL INC. DBA KI	00163541	38205	B	62,375	62,375	0	0	N	41		1
12/21/11	04/30/12	KRUEGER INTERNATIONAL INC. DBA KI	00166452	20915	B	266,816	266,816	0	0	N	41		1
09/23/11	10/30/11	LANDSCAPE FORMS INC	00164746	20915	B	6,289	6,289	6,289	6,289	Y	52		1
09/28/11	10/24/11	LANDSCAPE FORMS INC	00164820	21501	B	5,915	5,915	5,915	5,915	N	52		1
04/06/11	05/02/11	LAPIETRA MACHINERY & EQUIPMENT RENTAL I	00161439	08207	A1	6,376	6,376	6,376	6,376	N	41		1
04/12/11	04/20/11	LEICA MICROSYSTEMS, INC.	00161622	12099	A1	7,717	7,717	7,717	7,717	N	40		1
06/11/11	06/24/11	LIBERTY MOVING & STORAGE CO., INC.	00162835	79004	B	66,732	77,420	77,420	77,420	Y	40		1
07/08/11	07/08/11	LIBI INDUSTRIES LTD	00163293	75308	B	8,034	8,034	8,034	8,034	N	40	X	1
06/09/11	08/12/11	LI-COR, INC.	00162800	12099	A1	7,925	7,937	7,937	7,937	N	40		1
03/22/12	03/23/12	LIFE TECHNOLOGIES, INC.	00168058	38789	B	19,990	19,990	0	0	N	40		1
10/11/11	12/15/11	LIGHTING SERVICES INC.	00165057	38212	A1	11,256	11,324	11,324	11,324	N	40		2
04/08/11	04/08/11	LINCOLN MOVING & STORAGE OF BUFFALO	00161542	79004	B	5,330	5,330	5,330	5,330	Y	52		1
04/22/11	05/14/11	LINCOLN MOVING & STORAGE OF BUFFALO	00161834	79004	B	6,300	6,300	6,300	6,300	Y	52		1
07/18/11	07/18/11	LINCOLN MOVING & STORAGE OF BUFFALO	00163525	79004	B	5,600	5,600	5,600	5,600	Y	52		1
05/19/11	06/20/11	LINSTAR INC.	00162367	20915	B	60,028	53,421	53,421	53,421	N	52	X	1
12/08/11	12/21/11	LONZA WALKERSVILLE INC.	00166165	85200	C	10,150	10,150	0	0	N	40		1
05/23/11	07/01/11	LOWE'S HOME CENTERS INC.	00162432	25200	A1	15,850	15,850	15,850	15,850	N	52		2
05/31/11	06/08/11	LUDY GREENHOUSE MANUFACTURING CORP.	00162516	20911	C	19,282	19,282	19,282	19,282	N	40		1
12/01/11	01/02/12	LUMICOR INC.	00166005	21501	A1	5,166	5,166	5,166	5,166	N	52		1
01/20/12	02/10/12	LVC INTERIORS INC	00166897	24400	A1	374,654	374,654	13,292	13,292	Y	40		2
11/14/11	11/14/11	LYNDA.COM INC.	00165653	38212	C	12,500	12,500	12,500	12,500	N	40		1
07/12/11	01/31/12	M.BRAUN INC.	00163318	12099	C	44,267	45,595	45,595	45,595	N	40		1
07/18/11	10/20/11	MAC SOURCE COMMUNICATIONS INC.	00163549	38205	B	16,071	16,071	14,428	14,428	N	41		1
05/19/11	07/18/11	MAC-GRAY SERVICES INC.	00162366	20915	E	31,627	31,627	29,468	29,468	N	52		1
10/20/11	11/09/11	MARKMASTER INC.	00165202	38600	A1	8,334	8,334	0	0	N	40		1
09/19/11	10/10/11	MAYLINE COMPANY LLC	00164627	20915	B	8,342	8,342	0	0	N	40		1
08/08/11	08/22/11	MCQUADE & BANNIGAN INC.	00163951	40533	A1	6,845	6,845	6,845	6,845	N	52		1
05/24/11	07/22/11	MEADOWS OFFICE SUPPLY CO. INC. D/B/A	00162452	20915	A1	30,472	32,732	0	0	N	40	X	8
08/22/11	09/07/11	MEADOWS OFFICE SUPPLY CO. INC. D/B/A	00164206	20910	A1	368,422	385,025	358,235	358,235	N	40	X	6
09/15/11	09/15/11	MED-ELECTRONICS, INC.	00164569	38789	A1	48,853	48,853	48,853	48,853	N	33		6
07/29/11	07/29/11	MEDICAL DEVICE DEPOT INC.	00163793	38789	A1	20,975	20,975	20,975	20,975	N	33		2
08/17/11	08/17/11	MEDICAL DEVICE DEPOT INC.	00164139	38789	A1	5,797	5,797	5,797	5,797	N	33		1

Award Date	Complete Date	Contractor/Vendor	ContractID	Comm/ Service	Award Code	Original Encum. Value	Current Encum. Value	Fiscal Period Payments	Original Encum. Value	NYS	Prog.	MWBE	Bids
09/12/11	09/14/11	MEDICAL DEVICE DEPOT INC.	00164469	38789	A1	9,623	0	0	0	N	33		1
11/29/11	02/09/12	METROHM USA INC.	00165914	12099	C	39,070	39,164	39,164	39,164	N	40		1
12/29/11	12/30/11	MIAMI WALL SYSTEMS, INC.	00166550	38789	A1	3,777,266	1,883,348	15,159	15,159	N	28		2
03/09/12	03/09/12	MICRO-OPTICS PRECISION INSTRUMENTS INC.	00167760	12010	C	34,952	34,952	0	0	N	40		1
08/18/11	08/24/11	MICROSOL RESOURCES CORP	00164150	79518	A1	11,004	0	0	0	N	40		2
03/02/12	04/30/12	MID-ISLAND ELECTRICAL SALES CORP.	00167506	39000	B	14,416	14,416	0	0	N	40	X	1
05/16/11	07/20/11	MINDWARE TECHNOLOGIES LTD	00162316	12099	C	5,450	5,465	5,465	5,465	N	40		1
09/26/11	09/26/11	MINNTECH CORPORATION	00164777	85000	A1	43,956	43,956	42,420	42,420	N	33		2
11/09/11	03/01/12	MITCHELL METALS LLC	00165586	39006	A1	6,333	6,333	0	0	N	33		1
06/10/11	05/15/12	MOBILE STEAM BOILER RENTAL CORP.	00161941	37601	E	340,000	588,600	125,600	125,600	N	40		1
02/09/12	07/05/12	MOBILIER DE BUREAU LOGIFLEX	00167197	20915	B	1,349,176	1,351,418	0	0	N	52		1
04/19/11	06/02/11	MOBLLIER DE BUREAU LOGIFLEX INC.	00161736	20915	B	6,211	6,089	6,089	6,089	N	28		1
02/03/12	02/04/12	MODERN OFFICE SYSTEMS LLC	00167119	85000	A1	721,459	721,459	197,771	197,771	N	33		2
08/12/11	08/31/11	MODERN OFFICE SYSTEMS LLC	00164033	27504	A1	32,580	35,941	17,070	17,070	Y	40		2
04/11/11	11/19/11	MODERN OFFICE SYSTEMS, INC.	00161610	85000	A1	716,737	0	0	0	N	33		2
08/08/11	08/31/11	MOLECULAR DEVICES INC.	00163968	38789	A1	6,807	6,861	0	0	N	40		1
09/02/11	04/20/12	MOLECULAR DEVICES INC.	00164405	38789	C	20,189	20,374	0	0	N	40		1
03/09/12	04/06/12	MONTEL, INC. AETNASTAK	00167761	20915	B	20,998	20,998	0	0	N	40		1
06/10/11	07/01/11	MOREHOUSE APPLIANCES LLC	00162824	25200	A1	8,352	8,352	8,352	8,352	N	52		1
09/30/11	10/10/11	MORRELL INSTRUMENT CO., INC	00164869	12010	B	15,981	15,981	15,981	15,981	Y	40		1
01/16/12	01/16/12	MOTOROLA SOLUTIONS INC.	00166807	38211	B	24,455	24,455	24,455	24,455	N	30		1
04/12/11	05/12/11	MOTOROLA SOLUTIONS INC.	00161637	78550	B	10,538	10,538	10,538	10,538	N	30		1
04/27/11	05/09/11	MSC INDUSTRIAL SUPPLY CO.	00161904	39000	B	16,490	16,490	0	0	N	41		1
07/07/11	08/01/11	MSC INDUSTRIAL SUPPLY CO.	00163269	39000	B	97,381	97,379	97,379	97,379	N	52		1
06/15/11	10/12/11	MTI CORPORATION	00162875	12099	C	19,396	0	0	0	N	40		1
10/12/11	10/12/11	MTI CORPORATION	00165083	12099	C	11,246	11,246	11,246	11,246	N	40		1
10/12/11	10/12/11	MTI CORPORATION	00165091	12099	C	8,339	8,339	8,339	8,339	N	40		1
05/16/11	03/13/12	MYERS INFORMATION SYSTEMS INC.	00162281	38212	C	33,740	28,302	28,302	28,302	N	40		1
01/12/12	01/12/12	NADLER MOBILE LLC	00166789	42301	E	23,915	23,915	23,915	23,915	Y	52		1
06/23/11	06/23/11	NANOSCIENCE INSTRUMENTS INC.	00163050	12099	C	14,631	14,631	14,631	14,631	N	40		1
05/21/11	07/15/11	NASSAU MOVING & STORAGE CO.	00162143	79004	C	244,296	284,744	284,628	284,628	Y	52		1
04/28/11	04/29/11	NATIONAL BUSINESS FURNITURE LLC	00161917	20915	A1	5,734	5,734	5,734	5,734	N	40		1
12/06/11	12/06/11	NATIONAL SOUND INDUSTRIES INC.	00166087	38200	B	18,086	18,086	0	0	N	52		1
08/05/11	08/05/11	NATUS MEDICAL INC	00163934	38789	A1	8,455	9,130	8,455	8,455	N	33		1
04/05/11	07/15/11	NEMSCHOFF CHAIRS, INC.	00161320	20915	B	420,699	412,957	234,862	234,862	N	40		1

Award Date	Complete Date	Contractor/Vendor	ContractID	Comm/ Service	Award Code	Original Encum. Value	Current Encum. Value	Fiscal Period Payments	Original Encum. Value	NYS	Prog.	MWBE	Bids
06/15/11	06/20/11	NET@WORK INC.	00162902	73012	B	32,681	32,681	32,681	32,681	N	40		1
09/01/11	09/19/11	NEW HOLLAND CORTLAND INC. D/B/A NEW HOL	00164354	41600	A1	6,525	6,525	0	0	N	52		1
08/18/11	08/19/11	NEW YORK CITY WATER BOARD	00164162	85000	E	70,339	23,446	23,446	23,446	N	28		1
10/17/11	10/17/11	NEW YORK STATE TECHNOLOGY ENTERPRISE	00165149	73012	B	349,150	349,150	71,318	71,318	Y	40		1
10/20/11	06/01/12	NEW YORK STATE TECHNOLOGY ENTERPRISE	00165213	73001	B	91,000	91,000	47,342	47,342	Y	40		1
02/14/12	02/15/12	NEWPORT CORPORATION	00167318	38789	E	11,392	11,392	0	0	N	40		1
07/15/11	07/15/11	NEXCELOM BIOSCIENCE LLC	00163500	12099	C	15,470	15,470	15,470	15,470	N	40		1
03/19/12	05/01/12	NEXUS CONSORTIUM INC.	00167936	22994	B	84,950	40,975	0	0	N	41	X	1
02/17/12	05/14/12	NICKERSON CORPORATION	00167429	27502A	B	10,390	10,390	0	0	N	41		1
12/19/11	01/03/12	NILFISK-ADVANCE INC. D/B/A CLARKE	00166355	21400	B	23,388	23,388	23,388	23,388	N	52		1
03/14/12	03/14/12	NORA SYSTEMS INC.	00167836	92070	E	69,222	69,222	0	0	N	52		1
11/08/11	11/21/11	NOR-CAL PRODUCTS INC.	00165552	12099	C	24,995	24,995	24,995	24,995	N	40		1
08/10/11	08/10/11	NORTHCO PRODUCTS, INC.	00163989	75509	B	9,650	9,650	9,650	9,650	N	1		1
05/18/11	05/27/11	NORTHEASTERN TECHNOLOGIES GROUP INC	00162337	12099	C	12,095	12,095	12,095	12,095	N	40		1
06/15/11	06/24/11	NORTHERN DIGITAL INC.	00162905	85200	C	59,280	59,280	59,280	59,280	N	40		1
03/08/12	03/08/12	NYS INDUSTRIES FOR DISABLED INC.	00167742	31607	B	9,057	9,057	0	0	Y	52		1
05/09/11	07/15/11	NYS INDUSTRIES FOR DISABLED INC.	00162127	31607	B	55,984	56,194	56,194	56,194	Y	52		1
08/05/11	08/12/11	NYS INDUSTRIES FOR DISABLED INC.	00163920	31607	B	23,344	20,754	20,754	20,754	Y	52		1
08/05/11	08/25/11	NYS INDUSTRIES FOR DISABLED INC.	00163945	31607	B	6,485	6,485	6,485	6,485	Y	52		1
08/08/11	08/08/11	NYS INDUSTRIES FOR DISABLED INC.	00163949	31607	B	28,691	26,035	26,035	26,035	Y	52		1
12/22/11	12/22/11	NYS INDUSTRIES FOR DISABLED INC.	00166456	21501	B	21,307	21,307	21,307	21,307	Y	52		1
11/16/11	11/17/11	OCEAN OPTICS, INC.	00165725	38789	A1	6,595	6,595	6,595	6,595	N	40		1
03/07/12	05/04/12	OFFICE SPECIALTY	00167716	20915	B	127,048	127,297	0	0	N	41		1
12/12/11	01/30/12	OFFICE SPECIALTY	00166221	20915	B	23,871	23,869	0	0	N	32		1
05/19/11	07/18/11	OFS BRANDS INC.	00162355	20915	B	52,538	56,731	56,731	56,731	N	52		1
08/11/11	08/11/11	OLUM'S OF BINGHAMTON INC.	00164021	38210	A1	3,820	5,635	5,635	5,635	N	52		1
01/19/12	01/19/12	OLYMPUS AMERICA INC.	00166879	12010	B	5,046	5,046	5,046	5,046	N	40		1
03/30/12	03/30/12	OLYMPUS AMERICA INC.	00168177	38789	B	769,891	384,946	0	0	N	33		1
05/09/11	05/26/11	OWEN LOGISTICS LLC D/B/A MERIDIAN MOVING	00162145	79004	C	10,195	23,135	18,557	18,557	N	52		1
06/15/11	06/20/11	PACKETLOGIX INC.	00162903	22994	B	28,098	28,098	28,098	28,098	N	40		1
03/21/12	04/20/12	PAMPER DECORATING SERVICE	00168023	21200	C	29,913	29,913	0	0	Y	52		1
05/21/11	07/15/11	PAMPER DECORATING SERVICE	00161937	21200	C	47,417	58,217	58,217	58,217	Y	52		1
05/09/11	05/09/11	PARK PLACE INSTALLATIONS INC.	00162146	38200	C	7,968	15,936	15,936	15,936	N	52		1
07/18/11	07/18/11	PARK PLACE INSTALLATIONS INC.	00163527	38200	C	18,260	19,665	19,665	19,665	N	52		1
11/14/11	12/14/11	PC RICHARD & SON LONG ISLAND CORPORTAT	00165630	25200	A1	13,358	13,358	13,358	13,358	N	52		2

Award Date	Complete Date	Contractor/Vendor	ContractID	Comm/ Service	Award Code	Original Encum. Value	Current Encum. Value	Fiscal Period Payments	Original Encum. Value	NYS	Prog.	MWBE	Bids
11/14/11	12/14/11	PC RICHARD & SON LONG ISLAND CORPORTAT	00165631	25200	A1	9,858	7,743	7,743	7,743	N	52		1
01/05/12	01/05/12	PEBBLE BROADCAST SYSTEMS INC.	00166676	38212	A1	6,400	6,400	6,400	6,400	N	40		1
05/06/11	09/16/11	PEBBLE BROADCAST SYSTEMS INC.	00162106	38212	C	59,400	114,648	114,648	114,648	N	40		1
09/02/11	09/22/11	PENTAX MEDICAL COMPANY A DIVISION OF	00164371	38789	A1	28,458	28,458	0	0	N	33		2
01/17/12	01/17/12	PERKINELMER HEALTH SCIENCES INC.	00166803	12099	A1	9,864	9,864	0	0	N	40		1
06/20/11	08/12/11	PERKINELMER HEALTH SCIENCES INC.	00162977	38700	B	20,127	20,228	20,228	20,228	N	40		1
06/29/11	06/29/11	PERKINELMER HEALTH SCIENCES INC.	00163137	38713	B	21,024	21,024	21,024	21,024	N	40		1
12/15/11	01/24/12	PERKINELMER HEALTH SCIENCES INC.	00166294	12099	C	35,917	36,398	36,398	36,398	N	40		1
09/22/11	10/10/11	PHILADELPHIA SECURITY PRODUCTS INC.	00164719	39004	A1	11,470	11,470	11,470	11,470	N	40		2
02/21/12	05/01/12	PHILIPS ELECTRONICS COMPANY NORTH AME	00167436	11600	C	10,016,535	5,008,268	0	0	N	33		1
11/23/11	01/27/12	PINE RESEARCH INSTRUMENTATION INC.	00165909	12099	A1	5,022	5,041	5,041	5,041	N	40		1
09/26/11	09/26/11	PLATINUM HEALTHCARE LLC	00164770	38789	A1	21,930	21,930	21,930	21,930	N	33		2
04/21/11	04/21/11	POINT GREY RESEARCH INC.	00161801	12099	C	16,340	16,340	16,340	16,340	N	40		1
06/15/11	06/15/11	POSTCRAFT CO.	00162900	21202	A1	5,523	5,523	5,523	5,523	N	52		1
02/07/12	02/21/12	PRAMAC AMERICA LLC	00167158	85000	E	137,500	137,500	0	0	N	28		1
09/23/11	09/23/11	PREMIER BUSINESS SOLUTIONS INC.	00164758	85000	A1	14,250	14,250	14,250	14,250	N	33		2
11/30/11	12/19/11	PRESENTATION PRODUCTS INC.	00165986	38205	B	88,491	88,491	0	0	N	41		1
11/30/11	12/19/11	PRESENTATION PRODUCTS INC.	00166000	38205	E	115,154	115,154	0	0	Y	41		1
10/17/11	12/12/11	PRESIDIO NETWORKED SOLUTIONS INC.	00165129	77503	B	53,523	53,523	53,523	53,523	N	41		1
08/18/11	08/18/11	PRODUCTION RESOURCES GROUP LLC	00164146	38212	A1	31,073	31,073	31,073	31,073	N	40		2
08/10/11	08/10/11	PRODUCTS UNLIMITED, INC.	00163988	38789	A1	63,635	63,635	63,635	63,635	N	33		2
08/12/11	08/12/11	PROMEDIA PRODUCTS INC.	00164035	38212	A1	14,995	14,995	14,995	14,995	N	40		2
01/19/12	02/27/12	PROTEIN TECHNOLOGIES INC.	00166889	38200	C	33,950	34,674	34,674	34,674	N	40		1
11/16/11	11/17/11	PSYCHOLOGY SOFTWARE TOOLS INC	00165726	38789	A1	7,093	7,093	7,093	7,093	N	40		1
05/11/11	05/11/11	PUCCI CARPET & FURNITURE INC. D/B/A PUCC	00162193	20600	B	59,464	59,464	59,464	59,464	N	52		1
05/25/11	06/28/11	PUCCI CARPET & FURNITURE INC. D/B/A PUCC	00162453	20600	A1	35,135	30,264	30,264	30,264	Y	52		2
09/22/11	10/23/11	RAILEX CORPORATION	00164740	35520	A1	10,820	10,820	10,820	10,820	Y	40		2
10/03/11	10/17/11	RANDOM ACCESS TECHNOLOGIES INC. D/B/A	00164885	38000	E	50,200	50,200	0	0	N	52		1
03/13/12	05/01/12	RAPID ACCESS COMMUNICATION ENTERPRISE	00167801	22994	A1	11,884	11,884	0	0	N	41		2
02/23/12	02/23/12	RED DIGITAL CINEMA CAMERA CO.	00167470	38800	C	35,593	35,593	0	0	N	40		1
01/10/12	05/28/12	REDHAWK EQUIPMENT	00166755	24400	A1	9,944	9,944	0	0	N	52		1
10/21/11	01/03/12	REDSHIRTIMAGING LLC	00165267	79509	C	68,156	68,156	68,156	68,156	N	40		1
12/05/11	01/27/12	REDYREF-DAWNEX IND., INC.	00166069	38611	A1	60,900	60,900	0	0	Y	40		2
06/21/11	11/30/11	RETSCH INC.	00162993	12099	A1	5,549	5,535	5,535	5,535	N	40		1
01/16/12	06/15/12	RICHARD L. HOFFMAN & ASSOCIATES, INC.	00166808	85075	A2	153,000	153,000	0	0	Y	40		2

Award Date	Complete Date	Contractor/Vendor	ContractID	Comm/ Service	Award Code	Original Encum. Value	Current Encum. Value	Fiscal Period Payments	Original Encum. Value	NYS	Prog.	MWBE	Bids
06/01/11	06/01/11	RICKLY HYDROLOGICAL COMPANY INC.	00162534	12099	C	15,448	15,448	15,448	15,448	N	40		1
12/08/11	12/08/11	RIMAGE CORPORATION	00166146	38212	B	20,156	20,156	20,156	20,156	N	40		1
05/19/11	07/18/11	ROBERTS OFFICE INTERIORS, INC	00162358	20915	B	9,781	9,781	9,781	9,781	N	52		1
05/19/11	07/18/11	ROBERTS OFFICE INTERIORS, INC	00162359	20915	A1	6,222	6,222	6,222	6,222	N	52		1
08/09/11	08/09/11	ROGERS SERVICE GROUP INC.	00163975	79004	A1	5,286	5,286	3,201	3,201	Y	52		1
06/01/11	07/05/11	RSI EQUIPMENT INC.	00162540	38789	A1	9,724	0	0	0	N	33	X	1
06/01/11	07/15/11	RSI EQUIPMENT INC.	00162542	38789	A1	6,517	6,517	6,517	6,517	N	33	X	1
06/27/11	07/15/11	RSI EQUIPMENT INC.	00163099	38789	A1	13,104	13,104	13,104	13,104	N	33	X	2
08/01/11	10/03/11	RSI EQUIPMENT INC.	00163805	38789	A1	13,009	15,119	15,119	15,119	N	33	X	2
08/08/11	08/08/11	RSI EQUIPMENT INC.	00163964	38789	A1	23,690	23,690	23,690	23,690	N	33	X	1
09/02/11	09/02/11	RSI EQUIPMENT INC.	00164370	38789	A1	17,056	17,056	17,056	17,056	N	33	X	2
09/21/11	10/27/11	RSI EQUIPMENT INC.	00164702	38789	A1	797	11,158	11,158	11,158	N	33	X	1
09/27/11	10/26/11	RSI EQUIPMENT INC.	00164780	85000	A1	34,888	40,584	40,584	40,584	N	33	X	2
11/02/11	11/02/11	RSI EQUIPMENT INC.	00165399	38789	A1	15,646	15,646	15,646	15,646	N	33	X	2
08/17/11	08/29/11	S3 LLC	00164133	75511	B	8,728	8,728	8,728	8,728	N	40		1
07/13/11	07/13/11	SANICO, INC.	00163388	21400	C	11,700	11,705	11,705	11,705	N	52		1
05/26/11	06/13/11	SANZO LTD. INC.	00162483	21501	A1	6,848	6,848	6,848	6,848	N	52	X	1
10/13/11	12/19/11	SAUDER MANUFACTURING CO.	00165095	21501	B	57,152	57,152	0	0	N	52		1
02/13/12	02/29/12	SCALABLE INFORMATICS	00167254	85200	C	37,101	37,101	37,101	37,101	N	40		1
04/21/11	02/28/12	SCALABLE INFORMATICS	00161807	22992	C	38,070	37,965	37,965	37,965	N	40		1
06/03/11	07/15/11	SCALE-TRONIX, INC.	00162598	38789	B	12,600	12,600	12,600	12,600	N	33		1
09/08/11	10/17/11	SCIENTIFIC INSTRUMENTS & APPLICATIONS	00164445	12099	C	37,200	37,000	37,000	37,000	N	40		1
04/19/11	04/25/11	SEARS COMMERCIAL ONE	00161729	25200	A1	5,825	5,825	5,825	5,825	N	52		1
01/25/12	01/25/12	SENCORE INC.	00166995	38212	A1	7,079	7,079	7,079	7,079	N	40		1
06/02/11	07/29/11	SENSOMOTORIC INSTRUMENTS INC.	00162577	12099	C	41,995	41,995	41,995	41,995	N	40		1
06/15/11	06/15/11	SENSOMOTORIC INSTRUMENTS INC.	00162874	12099	C	30,495	30,495	30,495	30,495	N	40		1
05/03/11	05/03/11	SHAPE TOOLS LLC	00161986	79507	A1	5,321	5,321	5,321	5,321	N	40		1
11/21/11	11/21/11	SHI INTERNATIONAL CORP	00165856	79518	B	12,719	12,719	12,719	12,719	N	40		1
11/29/11	11/29/11	SIEMENS ENTERPRISE COMMUNICATIONS INC.	00165969	85110	B	66,576	66,576	66,576	66,576	N	40		1
11/15/11	11/15/11	SIEMENS INDUSTRY INC.	00165681	34710	B	219,914	219,914	0	0	Y	28		1
12/09/11	12/09/11	SIEMENS INDUSTRY INC.	00166183	38000	E	16,706	16,706	16,706	16,706	N	33		1
03/07/12	03/08/12	SIEMENS MEDICAL SOLUTIONS USA INC.	00167718	38789	B	1,796,000	898,000	0	0	N	33		1
03/08/12	03/09/12	SIEMENS MEDICAL SOLUTIONS USA INC.	00167749	38789	B	799,200	399,600	0	0	N	33		1
04/22/11	05/01/11	SIGMA-ALDRICH INC	00161829	85200	A1	8,608	8,608	8,595	8,595	N	40		1
03/07/12	05/18/12	SILVER ASSOCIATES LTD	00167719	20915	A1	58,413	58,413	0	0	N	40		2

Award Date	Complete Date	Contractor/Vendor	ContractID	Comm/ Service	Award Code	Original Encum. Value	Current Encum. Value	Fiscal Period Payments	Original Encum. Value	NYS	Prog.	MWBE	Bids
03/15/12	03/30/12	SIMBIOSYS INC.	00167902	22944	A1	8,100	8,100	0	0	N	40		1
11/29/11	12/05/11	SMART MOVING & STORAGE INC.	00165939	79004	A1	13,310	13,310	13,180	13,180	Y	41		2
02/28/12	06/25/12	SMITH SYSTEMS MFG., INC.	00167565	20915	B	9,042	14,566	0	0	N	41		1
08/04/11	08/04/11	SNADER AND ASSOCIATES INC.	00163901	38212	A1	5,200	5,200	5,200	5,200	N	40		1
11/14/11	11/14/11	SNADER AND ASSOCIATES INC.	00165649	38212	A1	5,525	5,525	5,525	5,525	N	40		1
01/03/12	01/03/12	SNELL INC.	00166634	38212	C	13,104	13,104	13,104	13,104	N	40		1
01/25/12	01/25/12	SNELL INC.	00166997	38212	C	19,440	19,440	15,840	15,840	N	40		1
06/10/11	06/17/11	SOLUTIONS TECHNOLOGIES INC.	00162828	12099	A1	8,410	8,410	8,410	8,410	N	40		1
06/14/11	07/15/11	SOMA TECHNOLOGY INC.	00162866	38789	A1	7,900	7,900	7,900	7,900	N	33		1
08/24/11	08/25/11	SOMA TECHNOLOGY INC.	00164264	38789	A1	104,400	104,400	104,400	104,400	N	33		2
01/19/12	01/19/12	SONY ELECTRONICS INC.	00166882	38200	B	8,320	8,320	8,320	8,320	N	40		1
04/12/11	04/12/11	SONY ELECTRONICS INC.	00161620	38200	B	90,090	90,090	90,090	90,090	N	40		1
12/13/11	12/13/11	SONY ELECTRONICS INC.	00166245	38212	B	179,842	179,842	179,842	179,842	N	40		1
03/13/12	07/12/12	SOURCE INTERNATIONAL CORP.	00167788	20915	B	91,960	91,960	0	0	N	52		1
08/04/11	08/04/11	SOUTHCO INC.	00163897	21501	C	10,974	10,974	10,974	10,974	N	52		1
01/18/12	06/18/12	SPACESAVER STORAGE SYSTEMS INC.	00166859	20915	B	10,521	10,521	0	0	N	41		1
02/10/12	04/02/12	SPACESAVER STORAGE SYSTEMS INC.	00167248	20915	B	410,429	410,429	0	0	N	40		1
05/02/11	01/09/12	SPACESAVER STORAGE SYSTEMS INC.	00161978	20915	B	317,228	311,880	3,265	3,265	N	41		1
04/11/11	04/11/11	SR RESEARCH LTD	00161612	12099	C	32,740	32,740	32,740	32,740	N	40		1
08/04/11	04/07/12	SRS ENTERPRISES INC.	00163890	71007	E	25,600	55,000	9,200	9,200	Y	40		1
08/05/11	08/05/11	STANDARD TEXTILE CO., INC.	00163939	85000	A1	161,352	162,638	52,950	52,950	N	33		8
02/22/12	03/02/12	STANDARDIZED SANITATION SYSTEMS INC.	00167462	30225	B	5,298	5,298	5,298	5,298	N	52		1
06/28/11	07/15/11	STANLEY SECURITY SOLUTION INC.	00163132	35501	B	23,254	23,254	23,254	23,254	N	52		1
07/15/11	09/09/11	STAR DRAPERIES INC.	00163519	21200	C	70,780	74,015	74,015	74,015	Y	52	X	1
08/23/11	08/23/11	STARK RAVING SOLUTIONS LLC	00164238	79518	A1	18,451	18,451	18,451	18,451	N	40		2
03/02/12	04/30/12	STEELCASE INC.	00167497	20915	B	143,479	143,479	0	0	N	40		1
03/07/12	06/25/12	STEELCASE INC.	00167708	20915	B	52,396	52,396	0	0	N	41		1
03/30/12	07/05/12	STEELCASE INC.	00168173	20915	B	22,442	22,442	0	0	N	52		1
04/08/11	05/11/11	STEELCASE INC.	00161576	20915	B	14,712	14,712	14,712	14,712	N	55		1
11/18/11	01/15/12	STEELCASE INC.	00165837	20915	B	40,046	40,046	0	0	N	40		1
12/12/11	01/30/12	STEELCASE INC.	00166223	20915	B	5,435	5,435	0	0	N	32		1
12/29/11	06/18/12	STEELCASE INC.	00166570	20915	B	305,811	305,811	0	0	N	41		1
06/28/11	06/28/11	STERIS CORPORATION	00163125	85000	A1	64,372	64,372	64,372	64,372	N	33		1
08/02/11	08/02/11	STERIS CORPORATION	00163838	38789	A1	22,944	22,944	20,889	20,889	N	33		1
05/24/11	07/20/11	STEVENS WATER MONITORING SYSTEMS INC.	00162451	12099	C	26,846	26,771	26,771	26,771	N	40		1

Award Date	Complete Date	Contractor/Vendor	ContractID	Comm/ Service	Award Code	Original Encum. Value	Current Encum. Value	Fiscal Period Payments	Original Encum. Value	NYS	Prog.	MWBE	Bids
01/25/12	01/25/12	STORAGE ENGINE INC.	00167001	38212	B	29,160	29,160	0	0	N	40		1
12/13/11	12/13/11	STORAGE ENGINE INC.	00166240	38212	B	15,292	15,292	15,292	15,292	N	40		1
12/13/11	12/13/11	STORAGE ENGINE INC.	00166244	38212	B	5,870	5,870	5,870	5,870	N	40		1
03/14/12	03/29/12	STREAMLINE AQUATICS LLC	00167847	95020	A1	5,833	5,833	0	0	N	40		1
03/09/12	03/12/12	SUNSHIELD ENERGY CONTROL SYSTEMS LLC	00167757	85000	A1	13,998	14,684	0	0	N	52		2
03/19/12	05/11/12	SUPERIOR WINDOWS LLC	00167988	24400	A1	60,780	70,630	0	0	Y	52	X	2
04/15/11	04/22/11	SWEETWATER SOUND INC.	00161696	38205	A1	9,533	9,533	9,533	9,533	N	40		1
04/06/11	04/14/11	SYNGENE	00161477	22990	A1	7,291	7,291	7,291	7,291	N	40		1
08/31/11	10/14/11	SYRACUSE FITNESS STORE	00164335	30204	B	101,728	101,728	101,728	101,728	N	52		1
11/01/11	11/01/11	SYRACUSE SCENERY & STAGE LIGHTING CO.I	00165389	38212	C	20,044	20,044	0	0	N	40	X	1
10/20/11	10/28/11	SYSKA HENNESSY GROUP INC.	00165220	38782	E	13,585	13,585	0	0	Y	33		1
08/12/11	08/12/11	TAYLOR HOBSON INC.	00164036	12099	C	27,914	27,914	27,914	27,914	N	40		1
12/13/11	12/13/11	TBC CONSOLES	00166242	38212	A1	7,686	7,686	7,686	7,686	N	40		1
06/27/11	06/27/11	TEACHSPIN INC.	00163108	38782	C	17,417	17,417	17,417	17,417	N	40		1
06/16/11	06/16/11	TEKNION LLC	00162925	21501	B	5,114	5,288	5,288	5,288	N	52		1
06/27/11	08/22/11	TEKNION LLC	00163100	21807	B	5,035	5,035	4,840	4,840	N	52		1
09/16/11	10/03/11	TEKNION LLC	00164592	21501	A1	5,110	5,090	5,090	5,090	N	52		1
12/12/11	12/12/11	TEKNION LLC	00166194	22501	B	7,793	7,793	7,793	7,793	N	52		1
03/02/12	04/16/12	TEKNION, LLC	00167505	20915	B	341,817	341,817	0	0	N	40		1
12/20/11	12/28/11	TEKTRONIX, INC.	00166390	12099	C	22,998	22,998	22,998	22,998	N	40		1
08/15/11	09/19/11	TENNANT SALES AND SERVICE COMPANY	00164053	41600	A1	36,007	36,007	36,007	36,007	N	41		3
09/15/11	09/22/11	THE BAKER COMPANY	00164541	12099	B	8,071	8,071	7,621	7,621	N	40		1
07/11/11	10/18/11	THE CHAMBERS CORP.	00163315	33810	A1	99,826	100,711	100,711	100,711	N	52	X	2
11/07/11	11/07/11	THE F.A. BARTLETT TREE EXPERT COMPANY	00165531	85000	A1	8,390	8,390	0	0	N	52		1
03/13/12	07/12/12	THE GUNLOCKE COMPANY LLC	00167790	20915	B	82,069	82,069	0	0	Y	52		1
01/17/12	06/18/12	THE HON COMPANY	00166840	20915	B	25,331	25,331	0	0	N	41		1
02/27/12	06/25/12	THE HON COMPANY	00167523	20915	B	11,080	11,080	0	0	N	41		1
05/13/11	05/13/11	THE HON COMPANY	00162246	21501	B	5,223	0	0	0	N	52		1
08/29/11	09/19/11	THE HON COMPANY	00164291	21501	B	5,843	5,822	5,822	5,822	N	52		1
06/24/11	06/24/11	THERMO ELECTRON NORTH AMERICA LLC	00163088	38782	B	19,412	19,412	19,412	19,412	N	40		1
01/31/12	04/15/12	THIEMKE ENTERPRISES INC. D/B/A DECORATIV	00167049	84000	A1	54,329	54,329	0	0	N	52		2
03/22/12	03/22/12	THOMAS SCIENTIFIC INC.	00168040	38789	A1	6,912	6,912	0	0	N	40		1
05/03/11	05/05/11	THOMAS SCIENTIFIC INC.	00162010	10132	B	45,807	45,807	45,807	45,807	N	28		1
12/12/11	02/06/12	THOMPSON CONTRACT INC	00166219	20915	B	46,128	50,741	0	0	N	32		1
03/16/12	03/19/12	THORLABS INC.	00167957	38789	A1	8,003	8,003	0	0	N	40		1



Award Date	Complete Date	Contractor/Vendor	ContractID	Comm/ Service	Award Code	Original Encum. Value	Current Encum. Value	Fiscal Period Payments	Original Encum. Value	NYS	Prog.	MWBE	Bids
03/19/12	03/20/12	TOBII TECHNOLOGY INC	00167984	38789	E	14,700	14,700	0	0	N	40		1
04/05/11	05/16/11	TRANSFORMATIONS BY WIELAND, INC. DBA TR	00161425	21501	C	13,333	12,618	12,618	12,618	N	52		1
04/08/11	05/27/11	TRANSFORMATIONS BY WIELAND, INC. DBA TR	00161563	85200	A1	8,021	8,109	8,109	8,109	N	52		1
07/13/11	07/13/11	TRIMBLE NAVIGATION LIMITED	00163347	79518	A1	5,220	5,220	5,220	5,220	N	40		1
10/24/11	10/24/11	TRIPLE CITIES PIPE CLEANING INC. D/B/A	00165272	84000	A1	8,600	8,600	8,600	8,600	Y	52		1
10/05/11	10/17/11	UNITED HOSPITAL SUPPLY CORP	00164982	85200	A1	9,909	9,909	9,909	9,909	N	40		1
05/19/11	07/15/11	UNITED RENTALS (NORTH AMERICA) INC.	00162378	39007	A1	55,765	55,765	55,765	55,765	N	40		5
11/07/11	04/02/12	UNIVERSAL PLAY SYSTEMS, INC.	00165508	20803	B	11,000	11,000	0	0	N	52	X	1
03/20/12	05/01/12	VANDIS INC.	00167909	22994	B	133,789	133,789	0	0	N	41		1
03/20/12	05/01/12	VANDIS INC.	00167926	22994	B	180,787	180,787	0	0	N	41		1
03/13/12	07/12/12	VERSTEEL	00167793	20915	B	15,840	15,840	0	0	N	52		1
07/18/11	07/18/11	VERSTEEL	00163529	21501	B	13,496	13,496	13,496	13,496	N	52		1
10/26/11	12/12/11	VERSTEEL	00165308	20915	B	29,311	29,311	18,266	18,266	N	41		1
07/07/11	08/25/11	VICTOR CONTE SALES INC.	00163268	21501	A1	6,677	10,184	10,184	10,184	Y	52		1
07/18/11	08/19/11	VIDEO CORPORATION OF AMERICA	00163539	38205	B	51,413	49,817	0	0	N	41		1
07/18/11	03/08/12	VIDEO CORPORATION OF AMERICA	00163540	38205	B	413,605	418,256	0	0	N	41		1
11/02/11	11/02/11	VIDEO CORPORATION OF AMERICA	00165420	38212	C	15,990	15,990	15,990	15,990	N	40		1
11/07/11	11/29/11	VIDEO CORPORATION OF AMERICA	00165530	38205	B	360,003	360,003	360,003	360,003	N	41		1
09/15/11	10/20/11	VIRCO, INC.	00164526	20906	A1	11,898	11,898	11,898	11,898	N	52		2
12/21/11	01/05/12	VISUALIZATION SCIENCES GROUP INC.	00166449	22934	A1	6,980	6,980	0	0	N	40		1
08/12/11	08/22/11	VWR INTERNATIONAL LLC	00164038	12099	B	18,272	18,272	14,207	14,207	N	40		1
10/11/11	10/11/11	VWR INTERNATIONAL LLC	00165017	12099	B	7,000	7,000	7,000	7,000	N	40		1
10/20/11	10/20/11	VWR INTERNATIONAL LLC	00165242	12099	B	6,611	6,611	6,611	6,611	N	40		1
03/30/12	07/05/12	W.B. MASON CO., INC.	00168178	20915	A1	7,028	7,028	0	0	N	52		1
04/04/11	04/27/11	W.W. GRAINGER INC. D/B/A GRAINGER	00161251	35502	B	15,792	15,792	15,792	15,792	N	55		1
04/20/11	05/13/11	W.W. GRAINGER INC. D/B/A GRAINGER	00161782	39000	B	20,536	20,025	20,025	20,025	N	41		1
02/22/12	05/24/12	WALDNER'S BUSINESS ENVIRONMENTS, INC.	00167434	20915	B	1,796,894	1,836,533	0	0	N	41	X	1
03/21/12	06/21/12	WALDNER'S BUSINESS ENVIRONMENTS, INC.	00168038	20915	B	163,322	163,322	0	0	N	41	X	1
05/18/11	12/19/11	WALDNER'S BUSINESS ENVIRONMENTS, INC.	00162342	21509	B	504,921	266,467	0	0	Y	33	X	1
05/16/11	06/20/11	WASHINGTON COMPUTER SERVICES INC.	00162259	38806	B	6,909	6,909	6,909	6,909	N	52		1
06/28/11	06/30/11	WATERS TECHNOLOGIES CORPORATION	00163135	38701	B	208,000	208,000	208,000	208,000	N	40		1
03/27/12	04/09/12	WATS INTERNATIONAL, INC.	00168124	39000	A1	6,954	6,954	0	0	N	41	X	1
04/07/11	05/02/11	WATS INTERNATIONAL, INC.	00161533	39000	A1	6,424	6,415	6,415	6,415	N	41	X	1
04/08/11	05/02/11	WATS INTERNATIONAL, INC.	00161584	39000	A1	7,848	6,429	6,429	6,429	N	41	X	1
07/07/11	08/05/11	WATS INTERNATIONAL, INC.	00163283	39000	A1	10,359	10,359	10,359	10,359	N	52	X	2

Award Date	Complete Date	Contractor/Vendor	ContractID	Comm/ Service	Award Code	Original Encum. Value	Current Encum. Value	Fiscal Period Payments	Original Encum. Value	NYS	Prog.	MWBE	Bids
04/12/11	04/12/11	WEB HOUSE INC.	00161648	75031	B	62,685	62,685	62,685	62,685	N	40		1
12/16/11	12/16/11	WESWOOD SPECIALTIES, INC.	00166330	21501	A1	9,885	9,885	0	0	N	52		1
10/07/11	10/19/11	WILDLIFE COMPUTERS INC.	00165043	22932	A1	5,500	5,500	5,500	5,500	N	40		1
12/08/11	01/06/12	WILFRED MACDONALD INC.	00166164	40900	C	19,404	19,404	19,404	19,404	N	40		1
09/29/11	10/30/11	WOLBERG ELECTRICAL SUPPLY CO. INC.	00164841	38201	B	11,226	11,226	11,226	11,226	Y	52		1
06/21/11	02/10/12	WORKSPACE TECHNOLOGY INC.	00162989	20915	A1	123,505	289,309	141,261	141,261	N	40	X	7
08/18/11	02/10/12	WORKSPACE TECHNOLOGY INC.	00164160	27506	A1	152,194	460,093	378,093	378,093	N	40	X	2
01/17/12	06/18/12	WORKSTREAM INC. D/B/A HAMILTON SORTER	00166842	20915	B	10,955	10,955	0	0	N	41		1
05/12/11	07/25/11	WORKWELL PARTNERS	00162206	85000	A1	6,960	6,960	6,960	6,960	N	33		1
08/04/11	08/04/11	XETA TECHNOLOGIES INC.	00163893	96040	A1	9,952	9,952	9,952	9,952	N	40		1
03/30/12	07/05/12	YANKEE BUSINESS SOLUTIONS INC.	00168176	20915	A1	5,500	7,530	0	0	Y	52		1
06/23/11	06/23/11	YSI INCORPORATED	00163045	12099	C	12,505	12,505	12,505	12,505	N	40		1
09/08/11	09/14/11	ZOETEK MEDICAL INC.	00164438	38789	A1	36,040	0	0	0	N	33		2
09/14/11	09/14/11	ZOETEK MEDICAL INC.	00164521	38789	A1	12,223	12,223	12,223	12,223	N	33		2
<b>Total Awarded Purchase Orders (Construction)</b>						<b>85,776,244</b>	<b>74,638,696</b>	<b>30,427,620</b>	<b>30,427,620</b>				

TOTAL 2011/2012 PROCUREMENT AWARDS

<b>700,437,409</b>	<b>690,293,495</b>	<b>87,672,700</b>	<b>87,672,700</b>
--------------------	--------------------	-------------------	-------------------

# Dormitory Authority - State of New York

---

## Procurement Contract Annual Report For the Period Commencing April 1, 2011 and Ending March 31, 2012



Dormitory Authority  
State of New York

# Dormitory Authority - State of New York

---

## Procurement Contract Annual Report For the Period Commencing April 1, 2011 and Ending March 31, 2012

### INDEX

- Summary	
	<u>Pages</u>
- Construction Services	
Professional Service Contracts	02 - 09
Construction Contracts	10 - 30
Purchase Orders	31 - 63
Term Contracts	64 - 71
Term Purchase Orders	72 - 73
Job Order Contracts	74 - 75
- Public Finance & Financial Services	76 - 83
- Counsel's Office	84 - 89
- Administration & Operations	90 - 98

Vendor Addresses

Appendices

- A - Award Codes (Procurement Category)
- B - Program Numbers by Client
- C - Commodity Codes
- D - Trade/Service Codes

Procurement Policy

Procurement Contract Guidelines

Dormitory Authority - State of New York  
 Procurement Contract Annual Report  
 for the Period Commencing  
 April 1, 2011 and Ending March 31, 2012

**2011/2012 PROCUREMENT SUMMARY**

	<b>Original Emcumbered Value</b>	<b>Current Emcumbered Value</b>	<b>Fiscal Period Payments</b>	<b>All Payments To-Date</b>
Professional Service Contracts	1,149,169,774	2,059,310,179	253,507,494	1,451,135,820
Construction Contracts	2,905,017,299	3,279,453,766	492,058,603	2,813,021,496
Purchase Orders (Construction)	185,293,553	248,202,649	101,873,101	197,051,372
Term Contracts	48,742,077	499,508,093	53,906,473	397,387,785
Term Purchase Orders	0	23,219,700	2,586,408	22,119,932
Job Order Contracts	0	226,250,389	23,852,405	216,589,958
<b>Construction Services Total</b>	<b>4,288,222,703</b>	<b>6,335,944,776</b>	<b>927,784,484</b>	<b>5,097,306,363</b>
Public Finance & Financial Services	42,072,633	42,122,636	41,788,097	42,101,848
Counsel's Office	19,008,356	42,594,858	14,131,274	41,822,004
Administration & Operations	32,382,893	34,765,893	19,425,479	31,422,351
<b>Non-Construction Total</b>	<b>93,463,882</b>	<b>119,483,387</b>	<b>75,344,850</b>	<b>115,346,203</b>
<b>2011/2012 PROCUREMENT TOTAL</b>	<b>4,381,686,585</b>	<b>6,455,428,163</b>	<b>1,003,129,334</b>	<b>5,212,652,566</b>

Award Date	Complete Date	Contractor/Vendor	ContractID	Comm/ Service	Award Code	Original Encum. Value	Current Encum. Value	Fiscal Period Payments	Payments To-Date	NYS	Prog.	MWBE	Bids
<b>Construction Services</b>													
<b>Professional Service Contracts</b>													
06/29/00	12/31/01	(PC)2, LTD.	74139	400	C	337,405	442,023	0	432,876	Y	40		
09/25/03	12/30/07	AHSC ARCHITECTS, P.C.	98989	255	A2	603,622	1,796,362	0	1,754,361	Y	30		
09/23/04	12/30/11	AHUJA PRIYA ARCHITECTS	106685	255	E	944,314	2,442,637	59,094	2,333,194	Y	40	X	
02/09/07	02/29/12	AMBIENT WATER TREATMENT CONSULTING IN	126170	400	A2	125,219	1,054,608	147,620	399,999	Y	40		8
03/23/04	06/13/11	ARCHITECTURAL RESOURCES	103173	255	E	827,601	1,322,367	0	1,284,178	Y	28		
03/28/05	03/31/12	ARCHITECTURAL RESOURCES	111495	255	A2E	300,000	3,591,000	545,741	3,284,116	Y	28		
05/16/07	12/31/14	ARCHITECTURAL RESOURCES	128813	255	A2	175,000	5,934,757	2,184,032	5,433,567	Y	28		7
11/05/98	06/30/07	ARCHITECTURAL RESOURCES	54354	255	A1	57,343	2,594,100	0	2,565,811	Y	28		
11/07/11	07/01/14	ARCHITECTURE +	164959	255	A1E	1,298,035	1,298,035	211,369	211,369	Y	52		13
12/10/10	01/23/12	ARCHITECTURE +	158563	302	A2	447,248	1,569,604	611,920	772,238	Y	28		4
03/28/07	05/09/07	ASHLEY MCGRAW ARCHITECTS P.C.	127571	255	A2	214,559	214,559	0	66,000	Y	52		5
04/03/07	02/16/12	ASHLEY MCGRAW ARCHITECTS P.C.	127608	255	A2	1,394,986	2,516,710	92,349	2,461,253	Y	52		6
10/17/03	12/31/09	BERNSTEIN & ASSOCIATES - ARCHITECTS	99535	255	A2	663,571	1,352,003	4,895	1,352,003	Y	28		
01/12/99	04/01/05	BOSTWICK PURCELL ARCHITECTS	54359	255	A1	107,800	1,164,084	0	965,653	Y	28		
07/17/00	12/31/06	BOVIS LEND LEASE LMB, INC.	72345	302	C	9,088,224	19,734,860	0	19,392,413	Y	32		
07/17/00	07/31/06	BOVIS LEND LEASE LMB, INC.	72369	302	C	237,150	1,705,562	0	1,671,323	Y	32		
07/17/00	06/30/08	BOVIS LEND LEASE LMB, INC.	72384	306	C	21,771,000	27,402,032	0	27,177,032	Y	32		
10/02/00	10/03/03	BOVIS LEND LEASE LMB, INC.	75839	302	A2	600,047	982,672	0	978,228	Y	33		
10/03/00	06/30/07	BOVIS LEND LEASE LMB, INC.	78786	306	A2	450,000	13,906,840	0	13,900,976	Y	33		
10/03/00	08/31/06	BOVIS LEND LEASE LMB, INC.	78944	302	A2	500,000	7,608,579	0	7,552,633	Y	33		
07/27/11	01/17/12	BURT HILL	163056	255	A2	807,712	923,241	633,126	633,126	Y	52		4
09/14/07	12/31/13	BURT HILL	131308	255	A2	7,237,832	20,444,352	1,950,828	17,569,966	N	52		4
11/03/99	03/31/06	BUTTRICK WHITE & BURTIS ARCHITECTS, LLP	69042	255	A2	115,000	684,894	0	681,534	Y	40		
03/28/05	03/31/12	C.T. MALE ASSOCIATES, P.C.	111483	255	A2E	250,000	1,856,986	178,469	1,525,112	Y	28		
02/23/12	07/02/14	CANNON DESIGN ARCHITECTURE & ENGINEERI	166829	255	A2	1,123,428	1,123,428	0	0	Y	52		19
09/21/00	06/30/07	CANNON DESIGN, INC.	75657	255	A2	1,519,953	9,542,978	1,286,561	9,542,978	Y	33		
10/29/07	03/01/11	CAPLES JEFFERSON ARCHITECTS	131866	255	C	682,139	1,213,485	38,892	912,252	Y	40		1
09/01/10	12/31/13	CHAINTREUIL JENSEN STARK ARCHITECTS LLP	156703	255	C	218,160	1,836,145	1,245,230	1,348,044	Y	52		
11/22/04	02/11/08	CHAINTREUIL JENSEN STARK ARCHITECTS LLP	108342	255	A2	691,528	801,799	1,232	801,799	Y	52		
05/29/02	12/30/12	CODE CONSULTANTS INC.	88400	265	A2	1	2,895,737	653,363	2,408,121	N	28		
04/14/08	06/27/11	CRANDELL ASSOCIATES, ARCHITECTS AND FA	135912	255	A2	1,851,001	2,562,209	393,085	1,991,907	Y	28		3
02/28/07	09/21/11	CROXTON COLLABORATIVE ARCHITECTS, PC	126259	255	A2	2,662,898	811,320	0	761,320	Y	30		5
03/10/06	08/15/11	DMJM+HARRIS INC.	119322	255	E	1,270,155	5,000,365	280,798	4,587,179	Y	40		

Award Date	Complete Date	Contractor/Vendor	ContractID	Comm/ Service	Award Code	Original Encum. Value	Current Encum. Value	Fiscal Period Payments	Payments To-Date	NYS	Prog.	MWBE	Bids
05/04/05	11/15/11	DMJM+HARRIS INC.	112533	265	A2	1,212,385	1,658,658	172,816	1,587,008	Y	33		
01/05/99	12/30/10	E & F WALSH BUILDING COMPANY, LLC	63768	302	A2	2,810,158	4,791,019	14,305	4,790,349	N	32		
02/08/99	10/31/09	E & F WALSH BUILDING COMPANY, LLC	63766	306	A2	3,272,200	4,951,517	20,570	4,490,089	N	32		
09/01/00	03/01/09	EDWARDS & KELCEY ENGINEERS INC	75182	202	A2	339,456	1,760,257	0	1,515,658	Y	32		
04/14/10	04/30/11	EHASZ GIACALONE ARCHITECTS,PC	153424	255	A2	0	26,580	26,580	26,580	Y	28		
06/18/02	09/15/05	EINHORN YAFFEE PRESCOTT, ARCH & ENG P.C	87245	255	A2	356,231	723,221	0	689,716	Y	41		
12/14/06	06/30/11	ERDMAN ANTHONY AND ASSOCIATES, INC.	124848	265	EC	274,516	434,000	9,749	434,000	Y	30		1
03/14/11	10/31/12	EVERGREENE ARCHITECTURAL ARTS	159413	255	C	530,728	530,728	125,351	125,351	Y	33		
04/28/06	12/31/14	FACILITY LEADERS IN ARCHITECTURE/ENGINE	120207	255	C	17,127,059	24,609,976	0	16,782,236	Y	40		1
07/18/05	07/07/10	FACILITY LEADERS IN ARCHITECTURE/ENGINE	114534	255	C	2,080,316	9,302,122	0	9,043,733	N	40		
04/14/10	04/14/12	FOIT-ALBERT & ASSOC., P.C.	153176	400	A2	1	1	0	0	Y	01	X	
05/04/06	12/30/07	FULLER AND D'ANGELO, P.C.	120556	265	A2	513,050	700,442	0	532,286	Y	41		1
05/29/02	12/15/10	GBA CONSULTING ENGINEERS, LLC	88401	265	A2	1	2,371,787	6,351	2,283,776	Y	28		
01/27/12	07/31/14	GILBANE BUILDING COMPANY	164071	301	A2	1,367,751	1,367,751	0	0	Y	40		
01/27/12	07/31/14	GILBANE BUILDING COMPANY	164074	301	A2	1,177,230	1,177,230	0	0	Y	40		
02/17/06	06/30/08	GILBANE BUILDING COMPANY	118572	302	A2	450,464	460,464	0	429,410	Y	40		
06/05/09	01/17/12	GILBANE BUILDING COMPANY	144898	302	A2	1,729,620	2,930,122	471,010	1,228,330	Y	40		
06/05/09	12/31/11	GILBANE BUILDING COMPANY	144929	306	A2	152,915	152,915	12,521	68,936	Y	40		
07/10/08	12/31/10	GILBANE BUILDING COMPANY	137446	302	A2	195,500	541,700	0	541,109	Y	40		4
07/13/10	07/30/11	GILBANE BUILDING COMPANY	155446	266	A2	244,250	474,250	394,312	458,608	Y	29		9
09/09/08	09/08/11	GILBANE BUILDING COMPANY	139695	302	A2	1,603,362	2,656,049	175,032	2,652,155	Y	55		4
09/09/08	12/31/10	GILBANE BUILDING COMPANY	139698	306	A2	1,421,896	2,533,208	852,241	1,716,656	Y	40		
09/09/08	02/28/10	GILBANE BUILDING COMPANY	139846	306	A2	945,942	945,942	124,193	888,564	Y	55		
09/18/08	04/25/11	GILBANE BUILDING COMPANY	139855	302	A2	2,979,010	4,766,037	1,928,748	4,366,440	Y	40		
06/10/05	09/14/09	GILBANE/TDX JOINT VENTURE	113224	306	A2	1,965,305	9,351,044	0	9,309,632	Y	33		
06/13/05	11/30/09	GILBANE/TDX JOINT VENTURE	113223	302	A2	4,783,083	6,139,177	6,199	6,131,249	Y	33		
07/30/01	08/01/04	GILBANE/TDX JOINT VENTURE	82127	302	A2	837,660	837,660	0	833,747	Y	33		
07/30/01	09/09/11	GILBANE/TDX JOINT VENTURE	82128	302	A2	100,000	14,828,516	160,760	14,691,350	Y	33		
07/30/01	09/09/11	GILBANE/TDX JOINT VENTURE	82129	306	A2	450,000	24,316,331	161,900	24,186,009	Y	33		
05/30/07	07/20/11	GOSHOW ARCHITECTS, LLP	129119	255	A2	500,000	4,808,440	285,324	4,800,229	Y	52	X	5
09/22/00	07/30/14	GOSHOW ASSOCIATES	74702	255	A2	590,737	2,457,414	529,339	1,998,894	Y	41	X	
02/23/05	04/21/11	GREENMAN-PEDERSON INC.	110515	255	A2	1	2,475,692	39,050	2,475,692	Y	33		
01/31/06	09/30/10	GREYHAWK NORTH AMERICA LLC D/B/A	118589	302	A2	1,052,532	1,175,407	14,311	1,175,407	Y	40		
07/15/08	12/30/09	HANS KNUTZEN ASSOCIATES INC.	137193	255	E	196,166	267,298	0	260,848	Y	40		
10/20/95	05/17/05	HARDY HOLZMAN PFEIFFER & ASSOC	50434	255	A2	3,175,000	5,067,640	5,338	5,067,640	Y	41		
10/08/09	02/28/12	HAUBEN DANIEL	146729	401	C	219,000	219,000	40,000	155,000	Y	41		

Dormitory Authority - State of New York

Procurement Report  
 April 1, 2011 - March 31, 2012

Award Date	Complete Date	Contractor/Vendor	ContractID	Comm/ Service	Award Code	Original Encum. Value	Current Encum. Value	Fiscal Period Payments	Payments To-Date	NYS	Prog.	MWBE	Bids
03/13/12	07/01/12	HEITMANN & ASSOCIATES INC.	166133	400	E	25,900	43,660	12,478	12,478	Y	40		
03/18/08	12/20/10	HEITMANN & ASSOCIATES INC.	135082	255	A2	200,000	475,000	37,123	353,333	Y	40		
04/25/08	12/31/11	HELLMUTH OBATA & KASSABAUN P.C.	133095	255	A2	1,946,223	4,816,605	1,539,740	3,292,603	Y	21		
09/22/05	06/30/12	HELLMUTH, OBATA & KASSABAUM, P.C.	115731	255	A2	11,378,000	20,303,665	3,858,215	17,432,827	N	33		
03/23/98	03/06/02	HUANG, ARLAN	50417	401	C	65,000	65,570	0	59,570	Y	41		
07/06/09	12/30/09	HUGHES ASSOC FIRE & SAFETY ENG OF NY PC	146694	265	A2	190,000	190,000	8,117	134,617	Y	40		
01/18/07	06/30/07	HUNTER ROBERTS CONSTRUCTION GROUP LL	125338	307	A2	615,186	996,223	0	908,258	Y	41		6
08/12/08	03/30/12	HUNTER ROBERTS CONSTRUCTION GROUP LL	136406	306	A2	2,000,000	10,619,454	3,060,555	7,938,825	Y	33		
08/12/08	09/30/11	HUNTER ROBERTS CONSTRUCTION GROUP LL	136408	302	A2	9,852,731	9,852,731	2,341,392	7,137,113	Y	33		
10/02/06	07/30/09	HUNTER ROBERTS CONSTRUCTION GROUP LL	123503	302	A2	617,934	1,836,274	0	1,800,919	Y	33		5
10/15/09	07/09/11	HUNTER ROBERTS CONSTRUCTION GROUP LL	149244	307	A2	23,284,424	185,217,981	69,695,952	120,586,539	Y	41		
10/15/09	03/01/11	HUNTER ROBERTS CONSTRUCTION GROUP LL	149246	307	A2	21,173,336	26,795,858	10,199,650	18,400,354	Y	41		
03/23/11	11/30/11	J.M.V. ASSOCIATES LLC	160288	265	E	24,000	24,000	5,635	5,635	Y	33		
04/06/07	01/31/12	JACOBS FACILITIES INC.	127355	302	A2	577,046	5,863,732	2,066,621	5,613,820	Y	28		5
05/12/06	06/30/12	JACOBS FACILITIES INC.	120991	306	A2	1,686,760	7,788,797	732,410	3,045,022	Y	32		5
05/12/06	09/30/07	JACOBS FACILITIES INC.	120992	302	A2	5,864,821	5,864,821	2,005,142	4,322,991	Y	32		5
05/12/06	04/30/09	JACOBS FACILITIES INC.	120993	302	A2	901,330	1,118,870	0	1,108,584	Y	32		6
09/25/06	12/01/08	JACOBS FACILITIES INC.	123611	306	A2	1,113,855	1,280,826	44,496	1,240,150	Y	40		4
12/28/05	07/30/06	JACOBS FACILITIES INC.	117700	302	A2	272,572	272,572	0	272,529	Y	40		
12/28/05	12/01/10	JACOBS FACILITIES INC.	117701	302	A2	1,841,581	3,353,767	130,809	3,346,087	Y	40		
03/31/09	01/31/12	JACOBS PROJECT MANAGEMENT CO.	140940	302	A2	1,548,202	2,281,528	1,522,381	1,822,836	Y	28		
04/01/09	01/31/12	JACOBS PROJECT MANAGEMENT CO.	140941	306	A2	1,000,000	1,264,947	197,809	826,074	Y	28		
10/28/09	04/01/12	JACOBS PROJECT MANAGEMENT CO.	149699	400	E	42,000	42,000	0	4,828	Y	32		
07/06/00	08/31/09	JAMBHEKAR STRAUSS ARCHITECTS	73801	255	C	500,000	2,290,649	0	2,244,130	Y	40	X	
09/11/08	09/30/10	JAMES E. HAMMEL INC.	139281	302	A2	75,450	75,450	0	46,745	Y	52		
07/10/01	03/30/12	JOHN JAY COLLEGE OF CRIMINAL JUSTICE	81703	400	C	332,617	1,145,821	0	988,760	Y	40		
08/02/11	08/17/11	JOHNSON CONTROLS, INC.	163819	266	A2	45,800	49,408	46,664	46,664	Y	40		
05/29/98	12/31/09	JOSEPH M. CHAPMAN, INC. D/B/A	60541	405	A2	118,263	417,224	0	359,627	N	20		
04/11/08	03/31/12	KALLEN & LEMELSON, CONSULTING ENG.	135844	265	E	1,024,647	2,000,846	176,958	1,454,233	Y	33		
05/30/96	03/30/06	KALLEN & LEMELSON, CONSULTING ENG.	50445	265	A2	210,500	1,000,938	998	993,773	Y	41		
07/14/10	12/31/11	KALLEN & LEMELSON, CONSULTING ENG.	155259	400	A2	1,698,914	2,104,860	837,916	1,494,898	Y	33		12
09/07/07	10/19/09	KEVIN HOM + ANDREW GOLDMAN ARCHITECTS	131051	255	A2	327,133	752,149	18,321	728,779	Y	60	X	7
08/17/04	09/30/12	KIDENEY ARCHITECTS	106420	255	A2	495,000	4,046,396	25,201	4,014,848	Y	21		
12/17/07	12/31/12	KING & KING ARCHITECTS, LLP	132583	255	A2	699,306	2,232,138	208,516	2,046,836	Y	52		4
05/16/95	12/30/04	KOHN PEDERSEN FOX ASSOCIATES	51046	255	A1	11,450,000	17,528,531	0	17,241,613	Y	40		
10/09/08	08/31/09	LABELLA ASSOCIATES, P.C.	140001	255	C	160,300	160,300	5,369	155,841	Y	52		



Award Date	Complete Date	Contractor/Vendor	ContractID	Comm/ Service	Award Code	Original Encum. Value	Current Encum. Value	Fiscal Period Payments	Payments To-Date	NYS	Prog.	MWBE	Bids
03/05/08	12/31/11	LECHASE CONSTRUCTION SERVICES, LLC	134870	307	A2	269,800	15,863,120	2,582,295	13,302,248	Y	52		3
04/24/08	08/17/11	LECHASE CONSTRUCTION SERVICES, LLC	135926	302	A2	1,698,430	143,960,404	22,352,466	139,836,821	Y	52		
11/08/11	08/15/13	LECHASE CONSTRUCTION SERVICES, LLC	163688	302	A2	8,875,384	8,875,384	1,002,979	1,002,979	Y	52		
12/06/10	02/28/11	LECHASE CONSTRUCTION SERVICES, LLC	158220	307	A2	497,771	497,771	251,664	251,664	Y	52		3
06/23/05	10/10/10	LIRO ENGINEERING & CONSTRUCTION MANG P	113647	302	A2	3,582,979	5,632,545	26,111	5,632,545	Y	40		
06/23/05	04/30/09	LIRO ENGINEERING & CONSTRUCTION MANG P	113678	306	A2	1,692,324	2,178,334	43,569	1,844,613	Y	40		
03/13/06	05/30/09	LIRO PROGRAM AND CONSTRUCTION MANGM'	119202	302	A2	324,025	1,313,638	-3,367	1,251,825	Y	33		
03/13/06	09/23/11	LIRO PROGRAM AND CONSTRUCTION MANGM'	119206	302	A2	0	7,278,123	980,508	7,238,636	Y	33		
03/13/06	07/06/11	LIRO PROGRAM AND CONSTRUCTION MANGM'	140175	265	A2	258,286	605,875	42,232	509,959	Y	33		
03/15/12	07/20/15	LIRO PROGRAM AND CONSTRUCTION MANGM'	166898	302	A2	5,969,828	5,969,828	0	0	Y	28		
03/16/12	05/18/15	LIRO PROGRAM AND CONSTRUCTION MANGM'	165886	302	A2	1,983,520	1,983,520	0	0	Y	28		
06/30/08	06/30/11	LIRO PROGRAM AND CONSTRUCTION MANGM'	137944	302	A2	3,059,444	3,352,092	1,019,431	2,476,305	Y	32		6
06/30/08	06/30/11	LIRO PROGRAM AND CONSTRUCTION MANGM'	137945	306	A2	1,225,820	1,225,820	241,677	308,886	Y	32		
08/01/08	10/30/08	LIRO PROGRAM AND CONSTRUCTION MANGM'	138819	302	A2	178,693	178,693	0	78,796	Y	28		3
09/09/10	05/30/11	LIRO PROGRAM AND CONSTRUCTION MANGM'	154535	302	A2	327,770	615,719	567,331	567,331	Y	28		4
09/15/05	02/23/11	LIRO PROGRAM AND CONSTRUCTION MANGM'	115512	302	A2	2,597,485	4,934,467	19,289	4,818,435	Y	28		
09/15/05	12/31/08	LIRO PROGRAM AND CONSTRUCTION MANGM'	120640	306	A2	1,059,474	807,515	0	604,627	Y	28		
09/19/06	07/01/09	LIRO PROGRAM AND CONSTRUCTION MANGM'	123435	302	A2	269,519	413,384	0	346,119	Y	32		4
01/24/12	05/17/12	LIZARDOS ENGINEERING ASSOCS. PC	166166	265	A2	272,521	272,521	0	0	Y	41		5
08/17/11	12/31/12	LOTHROP ASSOCIATES LLP	155065	255	A2	626,169	626,169	146,482	146,482	Y	28		
09/30/11	05/29/12	LPCIMINELLI, INC.	164164	302	A2	181,072	181,072	59,725	59,725	Y	52		7
11/21/11	08/31/12	LPCIMINELLI, INC.	164109	302	A2	558,560	558,560	32,803	32,803	Y	52		
11/21/11	08/31/12	LPCIMINELLI, INC.	164691	302	A2	599,365	3,094,057	1,406,694	1,406,694	Y	52		4
09/29/08	07/24/14	MACH ARCHITECTURE & ENGINEERING, P.C.	139022	255	A2	831,817	1,940,174	372,599	1,697,036	Y	52		4
12/09/08	12/31/11	MACH ARCHITECTURE & ENGINEERING, P.C.	141737	255	A2	1,293,840	1,404,204	120,509	1,373,286	Y	52		
03/22/11	12/31/11	MCCARTHY BUILDING COMPANIES INC.	160891	255	A2	48,903	197,322	44,360	44,360	Y	21		
10/06/06	03/31/11	MCKISSACK/TURNER JOINT VENTURE	123651	302	A2	953,034	9,767,353	293,335	9,752,571	Y	41		5
10/14/04	06/30/11	MCKISSACK/TURNER JOINT VENTURE	106776	302	A2	295,000	8,678,840	226,471	8,530,477	Y	41		
08/04/98	10/30/04	MCNEICE HATCH & ROBLEE	54288	255	A1	141,078	2,505,994	0	2,405,104	Y	28		
06/22/09	12/31/10	MITCHELL ASSOCIATES	145862	250	C	115,000	132,490	7,427	132,490	Y	52		
05/23/06	12/01/11	MITCHELL/GIURGOLA ARCHITECTS	121082	255	A2	2,354,498	3,864,187	266,818	3,290,632	Y	32		4
04/05/05	04/30/10	MITCHELL/GIURGOLA ARCHITECTS LLP	110981	255	A2	1,964,014	2,487,857	71,385	2,396,129	Y	40		
09/11/08	12/30/11	MITCHELL/GIURGOLA ARCHITECTS LLP	139835	255	C	1,189,664	3,126,325	8,802	2,849,093	Y	41		
10/05/11	12/31/11	MITCHELL/GIURGOLA ARCHITECTS LLP	163479	255	A2	310,247	310,247	75,298	75,298	Y	40		
12/14/09	08/12/13	MITCHELL/GIURGOLA ARCHITECTS LLP	149876	255	A2	2,125,925	2,524,437	1,124,080	1,665,190	Y	29		5
12/31/98	02/28/10	MITCHELL/GIURGOLA ARCHITECTS LLP	63751	255	A2	3,740,000	6,200,646	10,024	5,977,267	Y	32		

Award Date	Complete Date	Contractor/Vendor	ContractID	Comm/ Service	Award Code	Original Encum. Value	Current Encum. Value	Fiscal Period Payments	Payments To-Date	NYS	Prog.	MWBE	Bids
02/15/05	05/04/11	PARSONS BRINCKERHOFF QUADE & DOUGLAS	110516	255	A2	1	5,764,175	35,025	5,753,552	Y	33		
04/28/09	10/30/11	PATHFINDER ENGINEERS LLP	145121	250	A2	737,730	851,646	78,009	844,191	Y	52	X	3
12/14/07	12/31/09	PATHFINDER ENGINEERS LLP	133094	265	A2	75,213	1,281,926	19,431	1,280,602	Y	52	X	3
01/06/09	06/21/11	PAULUS, SOKOLOWSKI AND SARTOR ENGINEE	149200	255	A2	2,682,949	5,074,038	1,728,116	4,417,254	Y	52		6
05/16/05	10/31/09	PEI COBB FREED & PARTNERS ARCHITECTS LL	113115	255	C	5,000,000	23,206,079	61,751	23,059,713	Y	41		
08/01/06	08/03/11	PEI COBB FREED & PARTNERS ARCHITECTS LL	122139	255	A2	10,938,473	13,419,982	1,191,529	11,889,401	Y	41		1
09/15/05	02/23/10	PERKINS & WILL ARCHITECTS P.C.	115480	255	A2	4,442,412	5,495,301	294,559	4,737,630	N	40		
07/03/01	08/31/09	PERKINS EASTMAN ARCHITECTS, PC	81882	255	A2	4,079,000	17,069,558	78,243	16,952,553	Y	33		
05/13/91	02/01/02	PIKE MCCARTHY JOINT VENTURE	52644	302	A	930,470	7,886,058	0	7,867,198	N	28		
01/30/04	12/31/08	POLSHEK PARTNERSHIP, LLP	100660	255	A2	1,150,000	1,933,991	40,016	1,899,311	Y	40		
05/31/00	05/12/12	POLSHEK PARTNERSHIP, LLP	73072	255	C	725,000	10,661,778	564,375	9,919,112	Y	41		
06/09/06	01/03/13	POLSHEK PARTNERSHIP, LLP	121582	255	A2	7,181,321	11,518,738	866,605	9,818,881	Y	32		6
10/01/99	12/02/02	QUINLIVAN PIERIK & KRAUSE	66483	260	A2	460,401	500,809	0	479,993	Y	52		
06/01/01	12/31/10	RAFAEL VINOLY ARCHITECTS PC	72278	255	C	6,664,170	10,408,673	90,984	10,107,151	Y	32	X	
06/01/01	07/08/11	RAFAEL VINOLY ARCHITECTS PC	79509	255	A2	4,940,000	10,333,850	96,876	8,965,079	Y	40	X	
12/23/99	05/31/09	RAFAEL VINOLY ARCHITECTS PC	68664	255	C	180,000	4,205,044	36,116	4,037,545	Y	40	X	
01/17/07	12/31/08	RAM TECH ENGINEERS PC	123103	265	E	350,000	350,000	0	96,851	Y	28	X	1
02/08/11	12/31/11	RBSD ARCHITECTS P.C.	158880	302	A2	64,276	64,276	56,783	56,783	Y	33		
03/12/01	06/30/06	RESEARCH FOUNDATION - CUNY	78148	400	C	73,977	441,834	0	441,640	Y	40		
03/12/01	06/30/06	RESEARCH FOUNDATION - CUNY	78154	400	C	55,483	421,049	0	421,040	Y	40		
01/07/08	12/31/10	RMF ENGINEERING INC. P.C.	132878	265	A2	893,275	893,275	43,925	316,853	Y	21		5
03/24/06	12/31/12	ROBERT A.M. STERN ARCHITECTS	118826	255	C	4,962,700	6,520,972	795,155	5,999,055	Y	41		
12/11/09	10/31/11	ROBERT TRAYNHAM COLES, ARCHITECT P.C.	150499	255	A2E	20,438	458,588	152,206	421,704	Y	33	X	
11/13/06	03/25/11	ROGERS MARVEL ARCHITECTS, PLLC	124188	255	C	399,918	453,015	42,071	122,339	Y	41		1
02/01/06	12/31/11	RSD ENGINEERS P.C.	118590	265	A2	814,238	2,263,984	446,994	1,963,011	Y	40		
05/17/11	07/31/14	SASAKI ARCHITECTS LANDSCAPE ARCHITECT	162324	255	A2	1,460,058	1,584,298	486,067	486,067	Y	52		5
10/03/11	12/30/11	SASAKI ARCHITECTS LANDSCAPE ARCHITECT	163617	255	A2	361,180	361,180	183,025	183,025	Y	40		
02/21/07	12/31/10	SIMPSON GUMPERTZ & HEGER INC.	126715	400	E	153,679	343,229	0	245,008	N	32		1
01/14/10	06/30/12	SKANSKA USA BUILDING INC.	149137	307	C	5,363,542	5,449,531	1,849,167	4,606,144	Y	40		
02/10/10	06/30/12	SKANSKA USA BUILDING INC.	149151	307	C	1,155,202	1,173,757	723,423	1,029,950	Y	40		
03/19/08	07/08/09	SKANSKA USA BUILDING INC.	135107	307	A2	19,398,978	16,039,054	624,842	15,237,101	Y	40		4
03/19/08	04/30/09	SKANSKA USA BUILDING INC.	135108	307	A2	3,795,207	3,092,492	14,895	3,092,492	Y	40		4
04/20/09	10/21/10	SKANSKA USA BUILDING INC.	144971	307	C	27,947,440	30,020,612	3,858,419	26,161,962	Y	40		
04/20/09	10/21/10	SKANSKA USA BUILDING INC.	144975	306	C	4,078,951	4,134,459	493,347	3,799,971	Y	40		
04/21/06	05/31/11	SKANSKA USA BUILDING INC.	119461	307	A2	1,661,939	10,243,317	570,532	9,505,211	Y	40		4
04/27/09	05/15/10	SKANSKA USA BUILDING INC.	145296	302	C	23,596,404	23,812,898	1,507,191	19,469,565	Y	40		

Award Date	Complete Date	Contractor/Vendor	ContractID	Comm/ Service	Award Code	Original Encum. Value	Current Encum. Value	Fiscal Period Payments	Payments To-Date	NYS	Prog.	MWBE	Bids
04/27/09	05/15/10	SKANSKA USA BUILDING INC.	145297	306	C	3,586,199	3,609,027	284,358	3,471,566	Y	40		
05/16/08	02/01/09	SKANSKA USA BUILDING INC.	136757	307	A2	13,426,724	11,835,239	722,472	10,938,338	Y	40		
05/16/08	02/01/09	SKANSKA USA BUILDING INC.	136758	307	A2	1,826,948	1,554,824	113,946	1,533,999	Y	40		
05/23/08	03/28/14	SKANSKA USA BUILDING INC.	137056	307	A2	7,046,031	4,066,262	0	3,984,937	Y	40		
05/23/08	03/28/14	SKANSKA USA BUILDING INC.	137059	307	A2	1,123,413	976,580	11,728	976,580	Y	40		
05/23/08	03/28/14	SKANSKA USA BUILDING INC.	137061	307	A2	938,137	794,011	31,845	786,070	Y	40		
09/08/11	02/28/15	SKANSKA USA BUILDING INC.	163153	302	C	329,461,879	329,461,879	11,500,840	11,500,840	Y	40		
09/08/11	02/28/15	SKANSKA USA BUILDING INC.	163156	302	C	43,423,910	43,423,910	343,616	343,616	Y	40		
10/21/10	01/31/12	SKANSKA USA BUILDING INC.	154603	302	C	82,701,781	78,027,474	38,455,490	38,455,490	Y	40		
10/21/10	12/31/14	SKANSKA USA BUILDING INC.	154612	306	C	9,120,960	9,120,960	5,822,431	5,822,431	Y	40		
10/22/08	10/31/09	SKANSKA USA BUILDING INC.	140690	307	A2	26,179,762	22,173,152	705,773	20,364,136	Y	40		
10/22/08	10/31/09	SKANSKA USA BUILDING INC.	140693	307	A2	3,252,186	3,137,393	170,973	3,046,915	Y	40		
12/19/03	12/31/07	SKANSKA USA BUILDING INC.	100858	302	A2	986,995	5,168,702	0	5,087,018	Y	28		
12/19/03	07/31/07	SKANSKA USA BUILDING INC.	100860	306	A2	162,509	839,142	0	785,829	Y	28		
10/25/05	06/02/11	SKIDMORE, OWINGS & MERRILL LLP	108393	302	A2	12,041,500	15,944,718	3,638,734	14,329,241	Y	40		
11/01/02	09/30/11	SKIDMORE, OWINGS & MERRILL LLP	79245	255	A2	35,545,727	46,083,181	4,374,960	43,444,227	Y	40		
10/31/05	10/25/11	STEIN WHITE NELLIGAN ARCHITECTS, LLC	115960	255	E	728,256	2,437,492	233,854	1,677,966	Y	40		
05/01/08	11/30/11	STV CONSTRUCTION, INC.	136278	302	A2	3,353,704	3,353,704	731,074	875,356	Y	32		
05/01/08	11/30/11	STV CONSTRUCTION, INC.	136288	306	A2	1,661,471	1,661,471	471,292	499,910	Y	32		
09/25/06	04/01/10	STV CONSTRUCTION, INC.	123560	302	A2	295,910	702,260	0	693,181	Y	32		3
04/03/00	10/31/05	STV INCORPORATED	71500	255	A2	475,930	3,515,466	0	3,504,185	Y	40		
05/16/07	05/13/15	STV INCORPORATED	128811	255	A2	175,000	12,384,888	1,530,309	9,637,208	Y	28		6
09/23/05	12/30/11	STV INCORPORATED	115994	306	A2	1,467,193	2,586,667	232,497	2,416,711	Y	40		
09/23/05	12/31/09	STV INCORPORATED	116002	306	A2	70,000	56,575	5,234	55,958	Y	40		
12/09/05	12/27/10	STV INCORPORATED	117240	302	A2	1,167,535	2,975,105	115,634	2,917,963	Y	40		
01/05/09	07/30/11	TDX CONSTRUCTION CORP.	140227	302	A2	1,004,752	1,090,192	19,799	1,059,213	Y	33		
01/05/09	07/30/11	TDX CONSTRUCTION CORP.	140228	306	A2	184,120	213,617	29,790	203,314	Y	33		
01/24/11	07/30/11	TDX CONSTRUCTION CORP.	157402	306	E	59,781	34,386	30,481	30,481	Y	33		
01/28/97	12/31/10	TDX CONSTRUCTION CORP.	51051	302	A2	5,932,250	14,355,691	30,480	14,307,431	Y	40		
02/01/07	12/31/09	TDX CONSTRUCTION CORP.	125424	302	A2	419,086	558,948	0	528,244	Y	41		4
02/24/09	05/31/12	TDX CONSTRUCTION CORP.	142055	302	A2	4,369,674	4,369,674	1,643,382	3,799,343	Y	41		
02/24/09	05/31/12	TDX CONSTRUCTION CORP.	142057	306	A2	5,167,160	5,241,215	1,256,669	3,106,994	Y	41		
05/09/08	06/30/12	TDX CONSTRUCTION CORP.	136768	306	E	526,674	1,390,562	240,818	1,314,659	Y	33		
06/03/08	05/30/11	TDX CONSTRUCTION CORP.	136343	302	E	330,926	479,412	1,197	458,787	Y	33		4
06/03/08	01/30/12	TDX CONSTRUCTION CORP.	136767	302	E	2,501,067	5,584,678	711,601	5,415,998	Y	33		
07/24/90	07/31/94	TDX CONSTRUCTION CORP.	51175	306	C	12,813,218	38,467,025	0	38,422,580	Y	40		

Award Date	Complete Date	Contractor/Vendor	ContractID	Comm/ Service	Award Code	Original Encum. Value	Current Encum. Value	Fiscal Period Payments	Payments To-Date	NYS	Prog.	MWBE	Bids
08/13/90	12/31/01	TDX CONSTRUCTION CORP.	51130	302	A	6,704,209	18,732,571	0	18,708,465	Y	40		
08/20/08	06/20/12	TDX CONSTRUCTION CORP.	137929	302	A2	11,123,665	11,123,665	2,852,373	8,496,492	Y	33		
08/20/08	06/30/12	TDX CONSTRUCTION CORP.	138043	306	A2	14,524,785	14,524,785	4,039,285	9,453,634	Y	33		
08/29/96	12/21/00	TDX CONSTRUCTION CORP.	51049	302	A2	642,042	1,432,128	0	1,424,296	Y	40		
11/01/05	04/30/09	TDX CONSTRUCTION CORP.	116205	302	A2	1,014,750	1,609,155	77,204	1,592,230	Y	33		
11/09/10	07/31/11	TDX CONSTRUCTION CORP.	155947	302	E	432,794	558,911	541,513	541,513	Y	33		
12/10/97	06/30/04	TDX CONSTRUCTION CORP.	51050	306	C	14,536,900	26,974,030	0	26,877,119	Y	40		
12/11/09	07/30/11	TDX CONSTRUCTION CORP.	149749	300	E	350,594	375,989	23,532	366,938	Y	33		
03/09/08	07/03/08	TEK ARCHITECTS P.C.	119440	255	A2	365,286	413,233	2,010	404,734	Y	41		1
01/31/06	12/31/13	THE HILLIER GROUP ARCHITECTURE, NY. P.C.	118293	255	A2	6,996,108	11,045,356	984,630	10,610,728	Y	33		
01/12/06	03/12/12	THE MCKISSACK GROUP, INC.	118125	302	A2	1,411,321	4,337,602	485,146	3,887,958	Y	33	X	
01/13/06	12/01/09	THE MCKISSACK GROUP, INC.	118059	306	A2	1,226,380	893,076	39,462	615,226	Y	33	X	
10/25/05	09/01/08	THE MCKISSACK GROUP, INC.	115791	302	A2	214,300	310,595	0	297,054	Y	33	X	
03/30/07	10/12/11	THE SPECTOR GROUP	127602	255	A2	4,919,221	10,798,628	2,181,953	10,560,089	Y	28		4
11/07/01	07/31/06	TOTAL SAFETY CONSULTING, LLC	84172	400	A2	132,608	922,538	0	915,922	Y	40	X	
10/06/09	11/30/11	TRAUTMAN KING MARKWART ASSOC. P.C. DBA	149234	250	A2	153,274	592,038	29,420	542,338	Y	52		4
03/28/05	03/31/12	TRUDEAU ARCHITECTS	111496	255	A2E	650,000	6,134,774	268,634	5,012,027	Y	28		
01/14/09	09/30/11	TURNER CONSTRUCTION COMPANY	141612	302	E	4,383,469	4,501,341	1,188,304	4,410,519	Y	40		
01/25/99	06/30/03	TURNER CONSTRUCTION COMPANY	63500	306	A2	3,116,028	3,835,237	-21,684	3,720,123	Y	40		
05/06/03	12/31/09	TURNER CONSTRUCTION COMPANY	92689	302	A2	2,330,250	10,556,128	0	10,368,257	Y	40		
09/01/06	12/31/08	TURNER CONSTRUCTION COMPANY	123185	302	A2	2,200,000	2,750,029	350,551	2,750,029	Y	21		4
09/10/01	08/01/03	TURNER CONSTRUCTION COMPANY	82920	302	A2	1,089,467	1,089,467	0	1,089,227	Y	40		
09/10/02	12/31/09	TURNER CONSTRUCTION COMPANY	90986	306	A2	1,900,000	6,496,280	45,325	6,247,319	Y	40		
11/15/03	06/30/07	TURNER CONSTRUCTION COMPANY	100177	307	A2	8,843,588	85,820,095	667,317	85,820,095	Y	29		
11/15/03	06/08/11	TURNER CONSTRUCTION COMPANY	100183	307	A2	6,613,564	11,639,829	172,365	11,639,829	Y	29		
11/20/97	07/01/99	TURNER CONSTRUCTION COMPANY	50833	306	A2	407,000	603,117	0	518,726	Y	40		
12/30/98	06/30/09	TURNER CONSTRUCTION COMPANY	63496	302	A2	2,485,000	5,721,988	0	5,629,363	Y	40		
07/05/05	12/31/08	URBAHN ASSOCIATES, INC.D/B/A URBAHN ARC	114250	255	A2	2,670,897	3,323,508	0	3,320,369	Y	28		
11/18/02	11/05/04	URBAHN ASSOCIATES, INC.D/B/A URBAHN ARC	91949	255	A2	1,216,000	1,465,951	0	1,449,981	Y	52		
04/03/01	12/01/03	URS CORPORATION GROUP CONSULTANTS	79364	400	C	313,329	435,933	32,934	419,771	Y	40		
02/09/06	06/30/09	URS CORPORATION-NEW YORK	118581	302	A2	171,867	171,867	0	155,269	Y	40		
02/09/06	03/15/11	URS CORPORATION-NEW YORK	118582	302	A2	2,580,581	2,831,312	278,049	2,770,139	Y	40		
03/06/06	06/30/09	URS CORPORATION-NEW YORK	119442	306	A2	724,650	724,650	17,942	246,723	Y	40		
01/29/99	06/30/02	VELEZ ORGANIZATION	63735	302	A2	2,178,985	4,163,517	0	4,144,557	Y	32	X	
01/29/99	12/31/09	VELEZ ORGANIZATION	63736	306	A2	2,693,000	2,740,467	0	2,690,879	Y	32	X	
08/04/04	03/31/06	VELEZ ORGANIZATION	106074	302	A2	1,874,895	2,020,685	11,112	2,020,685	Y	33	X	

Award Date	Complete Date	Contractor/Vendor	ContractID	Comm/ Service	Award Code	Original Encum. Value	Current Encum. Value	Fiscal Period Payments	Payments To-Date	NYS	Prog.	MWBE	Bids
12/28/98	04/01/09	WANK, ADAMS, SLAVIN ASSOCIATES	63728	255	A2	3,117,485	4,320,557	0	4,282,332	Y	32		
07/26/02	01/31/07	WASHINGTON GROUP INTERNATIONAL, INC.	89915	302	A2	1,224,000	2,936,316	0	2,889,216	Y	28		
11/25/02	01/31/07	WASHINGTON GROUP INTERNATIONAL, INC.	91914	306	A2	554,080	696,672	0	631,828	N	28		
03/02/05	07/06/11	WERFEL & ASSOCIATES	110722	255	A2	2,445,235	5,675,128	483,094	5,601,885	Y	28		
01/29/97	12/31/04	WILLIAM A. HALL, PARTNERSHIP	51378	255	A2	210,500	449,322	0	387,918	Y	40		
09/08/92	06/30/04	Z.S. ENGINEERING, P.C.	50762	265	A	48,728	280,555	0	263,952	Y	40		
<b>Total Professional Service Contracts</b>						<b>1,149,169,774</b>	<b>2,059,310,179</b>	<b>253,507,494</b>	<b>1,451,135,820</b>				

Award Date	Complete Date	Contractor/Vendor	ContractID	Comm/ Service	Award Code	Original Encum. Value	Current Encum. Value	Fiscal Period Payments	Payments To-Date	NYS	Prog.	MWBE	Bids
<b>Construction Services</b>													
<b>Construction Contracts</b>													
06/09/10	06/09/10	16 COURT STREET OWNER LLC	154651	85140	C	728,905	706,218	254,231	424,976	Y	40		
03/30/07	10/15/09	A & A ASSOCIATE INC.	127613	803	A1	1,518,000	1,949,254	148,354	1,949,254	Y	41	X	
01/15/02	01/31/04	A. WILLIAMS TRUCKING & BACKHOE	83083	502	A1	18,479,000	22,000,649	0	21,963,960	Y	32	X	
09/07/11	01/20/12	A.B.C.D. CONSTRUCTION CORP.	164422	615	A1	551,100	551,100	447,927	447,927	Y	40		11
07/08/09	12/31/09	A.G. CONSTRUCTION CORP.	147252	603	A1	1,099,000	1,540,123	193,294	1,420,327	Y	33		5
08/16/10	01/07/11	AB CONSTRUCTION & ENVIRONMENTAL, LLC	156444	600	A1	218,212	218,212	198,822	198,822	Y	21		7
08/04/08	11/15/08	ABBOTT + PRICE INC.	138894	600	A1	691,414	730,279	58,942	730,279	Y	28		3
07/31/09	10/31/09	ACCOLADE CONSTRUCTION GROUP, INC.	147881	600	A1	168,840	188,073	13,510	188,073	Y	28	X	8
02/22/11	02/16/15	ACE CONTRACTING, INC.	160378	805	A1	1,007,800	1,007,800	141,649	141,649	Y	32		5
02/25/10	12/14/10	ACE CONTRACTING, INC.	152386	805	A1	352,000	438,375	90,187	415,364	Y	33		10
08/31/09	12/11/10	ACE CONTRACTING, INC.	148579	805	A1	57,000	61,982	33,518	57,078	Y	41		4
02/09/11	12/31/13	ACTION ELEVATOR INC.D/B/A HUDSON ELEVAT	160087	905	A1	3,070,000	3,070,000	58,330	58,330	Y	28		3
05/15/07	04/04/09	ACTION ELEVATOR INC.D/B/A HUDSON ELEVAT	128888	905	A1	1,681,604	1,736,985	86,849	1,736,985	Y	41		1
03/03/10	12/31/10	ADAM DEVELOPERS ENTERPRISES, INC.	152077	600	A1	448,786	475,745	23,787	475,745	Y	40	X	17
06/23/11	03/05/12	ADAM DEVELOPERS ENTERPRISES, INC.	163078	600	A1	2,448,786	2,448,786	1,144,148	1,144,148	Y	40	X	12
10/04/11	04/30/12	ADAM DEVELOPERS ENTERPRISES, INC.	164952	600	A1	2,206,786	2,206,786	302,774	302,774	Y	40	X	19
01/25/08	11/20/08	ADIRONDACK CABLING INC. D/B/A ADIRONDAC	133996	700	A1	1,632,377	2,178,723	43,306	2,069,787	Y	20		3
11/17/00	08/31/03	AEGIS ASSOCIATES INC.	76728	805	A1	3,970,000	5,050,651	0	4,911,041	Y	32		
08/19/09	12/17/11	AFI GLASS & ARCHITECTURAL METAL, INC.	148272	600	A1	1,229,600	1,321,515	170,736	1,210,492	Y	41		4
06/25/10	12/31/11	AFL CONSTRUCTION CO., INC.	155148	600	A1	2,999,565	3,635,405	1,834,474	2,872,113	Y	41		22
10/08/08	03/07/09	AGENCY CONSTRUCTION CORP.	140505	600	A1	2,281,880	2,360,467	118,023	2,360,467	Y	32		10
09/25/98	05/15/99	AHERN PAINTING CONTRACTORS,INC	62006	614	A1	861,000	3,052,793	0	3,022,163	Y	40		
10/01/09	12/31/09	AIKLER ASPHALT PAVING, INC.	149191	SIT	A1	649,100	656,264	64,552	656,264	Y	40		4
09/24/98	12/14/98	AIRMASTER WINDOW SYSTEMS, INC.	62018	622	A1	3,957,000	4,571,293	0	4,525,580	Y	33		
09/28/09	02/12/12	AKS INTERNATIONAL INC.	149108	800	A1	9,503,000	9,696,859	2,431,479	8,537,824	Y	33		6
10/05/10	05/31/11	AKS INTERNATIONAL INC.	157346	800	A1	1,469,000	1,853,081	641,462	1,694,903	Y	40		
08/22/02	11/26/03	ALGONQUIN CONSTRUCTION GROUP LLC	90480	600	A1	12,237,000	13,365,882	381,263	13,358,673	Y	52		
04/27/11	08/07/11	ALLIANCE CONTRACTING, LLC	161895	600	A1	557,500	561,635	466,044	466,044	Y	52		6
08/09/10	12/01/10	ALLIANCE CONTRACTING, LLC	156228	600	A1	287,479	293,656	30,820	258,142	Y	28		6
08/10/10	12/01/10	ALLIANCE CONTRACTING, LLC	155592	600	A1	276,515	274,171	20,202	235,263	Y	28		5
09/09/10	01/05/11	ALLIANCE CONTRACTING, LLC	156819	600	A1	488,828	594,080	352,231	560,383	Y	28		7
03/09/06	09/13/06	ALMAR PLUMBING & HEATING CORP	119443	805	A1	1,820,000	4,254,075	49,002	4,106,875	Y	40		
09/09/09	05/15/12	ALMAR PLUMBING & HEATING CORP	148280	805	A1	7,240,000	8,162,980	1,250,677	7,177,401	Y	33		6

Award Date	Complete Date	Contractor/Vendor	ContractID	Comm/ Service	Award Code	Original Encum. Value	Current Encum. Value	Fiscal Period Payments	Payments To-Date	NYS	Prog.	MWBE	Bids
01/06/05	06/05/05	ALPS MECHANICAL, INC.	109679	800	A1	639,000	694,881	43,912	694,881	Y	33		
03/07/06	09/05/08	ALPS MECHANICAL, INC.	119341	800	A1	6,700,000	11,727,137	478,884	11,378,267	Y	40		
02/03/06	08/03/08	AMCC CORP.	118739	600	A1	58,439,000	61,482,884	70,427	58,045,152	Y	40		
12/14/09	01/15/10	AMG ENVIRONMENTAL RESTORATION LLC	150923	501	A1	864,700	907,782	58,180	907,782	Y	41		11
09/20/91	04/01/94	ANDOVER CONTROLS CORPORATION	51115	700	A	5,635,043	1,736,197	0	1,693,666	Y	40		
02/10/11	07/15/12	ANDREW R. MANCINI ASSOC., INC.	160107	600	A1E	8,682,400	9,109,853	6,971,317	6,971,317	Y	52		8
03/13/08	07/15/09	ANDREW R. MANCINI ASSOC., INC.	135081	600	A1	6,547,700	7,738,199	21,078	7,702,119	Y	52		7
04/14/09	06/08/10	ANDREW R. MANCINI ASSOC., INC.	144960	GEN	C	6,843,400	7,698,379	332,206	7,451,887	Y	52		7
04/20/10	07/15/11	ANDREW R. MANCINI ASSOC., INC.	153655	600	A1E	7,875,000	8,400,369	2,517,947	7,992,624	Y	52		11
11/01/07	04/30/09	ANDRON CONSTRUCTION CORP.	132352	600	A1	15,642,000	19,059,882	539,534	18,442,131	Y	28		4
07/03/08	04/02/09	ANJAC ENTERPRISES, INC.	138140	600	A1	3,522,000	3,780,551	761,263	3,543,215	Y	41		5
06/08/09	02/01/10	ANSU CONSTRUCTION, INC.	146554	615	A1	668,000	686,035	29,649	629,860	Y	40	X	17
12/28/10	02/28/12	AOW ASSOCIATES, INC.	159146	600	A1	1,642,900	1,827,590	1,211,730	1,211,730	Y	28		12
05/23/08	05/23/09	ARA PLUMBING CORP	137106	805	A1	557,317	585,820	28,134	544,614	Y	41		8
06/10/10	12/31/11	ARA PLUMBING CORP	154811	805	A1	623,317	701,255	407,132	569,023	Y	41		7
12/20/06	04/13/08	ARA PLUMBING CORP	125451	805	A1	991,317	1,153,114	75,926	1,153,114	Y	40		6
02/28/12	05/13/15	ARC ELECTRICAL & MECHANICAL CONTR. COR	167557	600	A1	77,222,000	77,222,000	0	0	Y	28		17
04/04/06	11/14/08	ARC ELECTRICAL & MECHANICAL CONTR. COR	119982	700	A1	18,994,000	21,473,064	4,213	21,473,064	Y	33		4
08/19/09	05/15/12	ARC ELECTRICAL & MECHANICAL CONTR. COR	148284	700	A1	17,444,000	17,506,648	7,211,858	14,979,044	Y	33		5
08/20/09	04/15/12	ARC ELECTRICAL & MECHANICAL CONTR. COR	148301	600	A1	46,590,000	47,523,087	15,019,202	37,287,803	Y	33		4
08/29/07	06/14/10	ARC ELECTRICAL & MECHANICAL CONTR. COR	131039	700	A1	16,959,000	17,739,229	1,724,980	17,739,229	Y	41		3
03/14/11	01/20/11	ARIA CONTRACTING CORPORATION	160761	501	A1	622,400	622,400	590,092	590,092	Y	28		8
04/20/09	04/01/10	ARK SYSTEMS ELECTRIC CORP.	145077	700	A1	297,000	506,163	108,914	506,163	Y	40	X	8
06/09/09	11/29/11	ARK SYSTEMS ELECTRIC CORP.	146599	700	A1	5,777,100	6,215,970	3,025,133	4,205,026	Y	41	X	3
06/10/10	12/31/11	ARK SYSTEMS ELECTRIC CORP.	154801	700	A1	945,000	1,052,205	834,952	878,440	Y	41	X	7
06/15/07	11/11/09	ARK SYSTEMS ELECTRIC CORP.	129587	700	A1	2,925,000	3,167,959	218,963	3,167,959	Y	32	X	3
04/08/09	08/01/10	ARNOLD STEEL CO., INC.	144787	600	A1	2,648,000	2,912,562	94,914	2,765,176	Y	41		9
03/01/06	10/11/08	ASM MECHANICAL SYSTEMS	119169	800	A1	10,594,850	11,249,742	10,466	11,249,742	Y	33		
03/11/09	01/27/13	ASM MECHANICAL SYSTEMS	143965	617	A1	8,232,560	8,333,561	593,256	6,852,653	Y	33		8
01/05/04	05/29/05	ASPRO MECHANICAL CONTRACTORS INC.	101255	805	A1	329,000	350,558	3,506	350,558	Y	40		
09/25/09	08/31/11	ASPRO MECHANICAL CONTRACTORS INC.	148768	805	A1	4,037,885	4,217,881	906,641	3,564,188	Y	40		8
10/25/01	05/31/05	ASPRO MECHANICAL CONTRACTORS INC.	84008	805	A1	6,263,500	7,511,955	0	7,465,645	Y	32		
07/19/10	12/01/10	AURORA PLUMBING CO., INC.	155695	805	A1	110,940	123,604	6,998	117,096	Y	28		4
08/04/10	12/09/10	AURORA PLUMBING CO., INC.	156153	805	A1	182,582	218,751	12,582	206,878	Y	28		4
08/04/10	12/01/10	AURORA PLUMBING CO., INC.	156154	805	A1	92,650	131,025	6,924	123,452	Y	28		4
08/05/10	12/01/10	AURORA PLUMBING CO., INC.	156180	805	A1	88,250	110,252	5,149	104,170	Y	28		3

Award Date	Complete Date	Contractor/Vendor	ContractID	Comm/ Service	Award Code	Original Encum. Value	Current Encum. Value	Fiscal Period Payments	Payments To-Date	NYS	Prog.	MWBE	Bids
02/04/05	06/12/07	AWL INDUSTRIES, INC.	110311	800	A1	772,000	755,745	0	753,735	Y	28		
03/05/04	04/29/05	AWL INDUSTRIES, INC.	102504	804	A1	1,726,800	1,597,989	0	1,500,040	Y	33		
03/13/09	06/25/12	AWL INDUSTRIES, INC.	144014	800	A1	21,942,000	24,106,842	4,484,193	14,972,865	Y	33		
04/24/07	09/10/09	AWL INDUSTRIES, INC.	128271	804	A1	4,808,000	5,519,664	36,859	5,226,685	Y	40		7
06/01/04	07/31/05	AWL INDUSTRIES, INC.	105059	800	A1	3,172,000	3,933,889	317,400	3,933,889	Y	28		
07/03/07	01/29/09	AWL INDUSTRIES, INC.	129986	800	A1	2,248,000	2,575,670	0	2,428,021	Y	32		4
10/31/03	07/01/04	AWL INDUSTRIES, INC.	99378	804	A1	753,000	872,938	43,647	872,938	Y	40		
11/05/03	10/29/05	AWL INDUSTRIES, INC.	99873	901	A1	8,848,000	10,474,987	0	10,472,892	Y	33		
06/09/10	02/13/13	B & G ELECTRICAL CONTRACTORS OF NEW YO	154789	600	A1	2,890,000	3,119,231	1,206,432	1,751,590	Y	33		8
07/17/09	11/22/12	B & G ELECTRICAL CONTRACTORS OF NEW YO	147580	700	A1	16,448,000	18,677,639	3,981,836	11,946,834	Y	33		6
09/25/09	08/31/11	B & G ELECTRICAL CONTRACTORS OF NEW YO	148837	700	A1	6,580,000	7,131,387	3,495,558	5,628,668	Y	40		11
08/07/08	12/31/09	B.P. & J. ASSOCIATES, INC.	139009	804	A1	267,000	423,053	41,188	400,713	Y	33		5
03/05/12	08/31/12	BAGNALL ELECTRIC INC.	167663	700	A1	86,200	86,200	0	0	Y	28		3
10/06/11	06/01/12	BAGNALL ELECTRIC INC.	165003	700	A1	418,240	418,240	148,333	148,333	Y	28		5
02/14/11	06/15/12	BAST HATFIELD CONSTRUCTION LLC	160158	600	A1E	5,436,000	5,941,193	4,071,655	4,071,655	Y	52		8
02/14/12	08/10/12	BAST HATFIELD CONSTRUCTION LLC	167274	610	A1	215,500	215,500	0	0	Y	52		11
05/19/10	08/13/10	BAST HATFIELD, INC.	154276	600	A1	336,900	409,951	20,498	409,951	Y	52		7
12/13/10	07/29/11	BAST HATFIELD, INC.	158849	600	A1	439,000	465,250	441,988	441,988	Y	52		10
09/17/09	12/01/09	BBR CONTRACTING CORP.	148842	615	A1	236,000	444,599	0	252,457	Y	40		11
09/24/09	05/31/10	BBR CONTRACTING CORP.	149042	615	A1	1,091,320	1,177,792	105,707	1,177,792	Y	40		18
02/11/03	07/31/05	BEAUBOIS CANADA INC.	93680	602	A1	1,916,000	2,540,438	145,775	2,406,162	Y	32		
02/25/03	12/10/04	BEAUBOIS CANADA INC.	93863	602	A1	4,047,950	4,652,807	0	4,618,994	Y	32		
06/03/09	01/14/10	BELT PAINTING OF NEW YORK CORP.	146492	612	A1	390,100	581,688	200,242	581,688	Y	41		7
08/02/07	11/30/07	BEST ROOFING OF NEW JERSEY, INC.	130540	615	A1	184,750	182,750	14,745	182,750	Y	28		5
03/08/12	08/01/12	BETACON CONSTRUCTION, INC.	167734	600	A1	489,500	489,500	0	0	Y	52		5
05/27/09	02/04/11	BETONS PREFABRIQUES DU LAC, INC.	146308	COS	A1	3,578,000	3,695,363	212,290	3,478,095	Y	41		5
03/01/06	10/11/08	BLUE DIAMOND SHEETMETAL, INC.	119167	617	A1	5,923,500	6,566,287	114,929	6,566,287	Y	33		
01/26/12	08/10/12	BOLAND'S EXCAVATING & TOPSOIL INC.	167005	600	A1	92,750	92,750	0	0	Y	52		11
03/15/10	08/13/10	BOMBARD EXCAVATING CORP.	152776	SIT	A1	368,000	454,419	85,723	431,698	Y	52		12
10/08/09	08/31/11	BP MECHANICAL CORPORATION	149375	804	A1	6,310,000	6,321,840	2,173,512	4,926,956	Y	40		12
11/07/03	05/04/05	BQE INDUSTRIES, INC.	100071	600	A1	4,250,000	4,980,892	0	4,113,774	Y	33	X	
10/27/11	05/15/12	BUNKOFF GENERAL CONTRACTORS INC.	165317	600	A1	1,207,000	1,213,625	503,539	503,539	Y	52		4
04/15/08	01/25/10	BURNS BROS. CONTRACTORS, INC.	135936	PLU	A1	661,700	706,521	35,326	706,521	Y	28		
01/27/11	08/31/11	C&M DOOR CONTROLS INC	159822	GEN	A1	674,000	674,000	574,099	574,099	Y	40		6
12/23/10	12/23/10	C&W CLEANING SERVICE INC.	159122	71008	A1	2,000	9,200	9,000	9,000	Y	40	X	
09/25/09	08/31/11	CALCEDO CONSTRUCTION CORP.	148141	600	A1	21,550,000	24,247,728	11,022,110	16,757,163	Y	40		3



Dormitory Authority - State of New York

Procurement Report  
April 1, 2011 - March 31, 2012

Award Date	Complete Date	Contractor/Vendor	ContractID	Comm/ Service	Award Code	Original Encum. Value	Current Encum. Value	Fiscal Period Payments	Payments To-Date	NYS	Prog.	MWBE	Bids
06/20/08	04/15/09	CAMPITO PLUMBING & HEATING INC.	137858	800	A1	932,850	1,064,469	99,644	1,064,469	Y	28		8
12/07/10	02/28/12	CAPITAL DISTRICT ELECTRIC INC.	158679	700	A1	447,461	450,833	365,142	365,142	Y	28		12
12/20/02	07/31/05	CAULDWELL WINGATE COMPANY, LLC	92561	600	A1	46,995,000	55,370,562	6,775,000	55,370,562	Y	32		
02/22/12	09/30/14	CENTENNIAL ELEVATOR INDUSTRIES, INC.	167463	905	A1	2,986,900	2,986,900	0	0	Y	40		5
02/01/11	08/12/11	CENTRAL CONTRACTING LLC	159910	SIT	A1	61,573	61,573	54,727	54,727	Y	52		15
04/27/10	08/13/10	CHARLES T. DRISCOLL MASONRY	153877	610	A1	236,500	355,439	31,885	355,439	Y	52		11
05/23/11	07/29/11	CHARLES T. DRISCOLL MASONRY	162404	610	A1	324,500	366,364	182,495	182,495	Y	52		7
03/16/12	08/01/12	CHRISTA CONSTRUCTION, LLC	167908	600	A1E	1,484,000	1,484,000	0	0	Y	52		4
04/29/09	07/03/10	CHRISTA CONSTRUCTION, LLC	145492	600	A1E	10,206,570	10,829,193	54,881	10,279,404	Y	52		4
06/20/11	08/01/11	CHRISTA CONSTRUCTION, LLC	162942	600	A1E	1,093,000	1,157,753	1,049,489	1,049,489	Y	52		5
11/22/11	11/15/12	CHRISTA CONSTRUCTION, LLC	165882	600	A1E	6,684,000	6,684,000	793,866	793,866	Y	52		9
06/28/07	08/10/07	CIR ELECTRICAL CONSTRUCTION CORP.	129915	803	A1	3,590,000	3,681,313	15,498	3,681,313	Y	52		4
03/23/09	05/10/10	CITADEL CONSTRUCTION CORP	144290	600	A1	3,494,610	3,979,607	297,589	3,663,040	Y	33		17
06/05/09	04/01/10	CITADEL CONSTRUCTION CORP	146527	600	A1	1,300,000	1,555,273	84,670	1,555,273	Y	40		10
06/15/09	07/23/10	CITADEL CONSTRUCTION CORP	146673	600	A1	1,030,000	1,296,967	60,643	1,234,194	Y	33		15
06/20/08	06/20/09	CITADEL CONSTRUCTION CORP	137837	GEN	A1	3,449,626	3,618,908	117,596	3,403,716	Y	41		13
12/15/08	12/15/09	CITADEL CONSTRUCTION CORP	141936	GEN	A1	1,756,120	1,862,157	23,454	1,739,039	Y	33		
09/25/08	05/23/09	CIVETTA/COUSINS JOINT VENTURE	140204	SIT	A1	7,533,000	7,671,490	283,078	7,570,993	Y	33		4
07/15/03	10/12/03	CLAUDE MAYO CONSTRUCTION CO., INC.	97592	600	A1	126,985	127,248	0	120,885	Y	28	X	
12/14/11	04/30/12	CLEAR IT OUT CONTRACTING LLC	166254	600	A1	231,000	231,000	77,742	77,742	Y	28		9
04/02/04	09/29/04	CLIFFORD R. GRAY, INC.	103440	700	A1	867,600	1,483,237	30,437	1,483,237	Y	20		
06/13/11	12/15/11	CNA ENTERPRISES, INC.	162855	600	A1	114,270	114,270	68,223	68,223	Y	40		9
08/26/09	12/09/10	CNA ENTERPRISES, INC.	148416	600	A1	2,888,000	3,082,220	889,101	2,919,559	Y	41		13
09/12/08	11/11/09	COMMUNITY ELECTRIC INC.	139847	700	A1	2,414,066	2,945,959	196,216	2,798,661	Y	32		2
02/11/10	09/08/11	CON EDISON	152110	98040	D	9,245	759,245	413,397	503,476	Y	41		1
11/14/11	11/14/11	CON EDISON	165636	34404	E	26,372	26,372	26,372	26,372	Y	29		
03/01/02	02/13/03	CONBUILD ASSOCIATES, INC.	86140	600	A1	995,000	1,008,223	0	948,144	Y	33	X	
02/02/12	08/05/13	CONCORD ELECTRIC CORP.	167087	700	A1E	5,375,000	5,375,000	501,125	501,125	Y	52		2
04/13/11	08/05/11	CONCORD ELECTRIC CORP.	161653	700	A1	1,940,000	2,273,736	2,255,928	2,255,928	Y	52		5
05/20/10	10/01/10	CONCORD ELECTRIC CORP.	154330	700	A1	22,000	26,507	3,754	26,507	Y	28		4
05/23/07	09/30/10	CONCORD ELECTRIC CORP.	129030	803	A1	3,454,000	3,686,691	22,473	3,686,691	Y	52		3
04/11/07	02/05/08	CONMAS, INCORPORATED	127959	600	A1	631,400	784,022	39,201	784,022	Y	28		6
06/17/10	07/01/11	CONNORS-HAAS, INC.	154944	700	A1	24,900	145,218	10,472	145,218	Y	28		2
10/22/10	10/29/10	CONSOLIDATED EDISON CO. OF NY, INC.	157691	34404	D	1,239,294	1,239,294	929,470	929,470	Y	41		
02/28/11	02/16/15	CONSTRUCTOMICS LLC	160366	600	A1	13,632,905	13,632,905	1,593,447	1,593,447	Y	32	X	10
05/20/09	08/27/10	CONTINENTAL CONSTRUCTION, LLC	146166	600	A1	318,000	330,592	19,224	330,592	Y	28		4

Award Date	Complete Date	Contractor/Vendor	ContractID	Comm/ Service	Award Code	Original Encum. Value	Current Encum. Value	Fiscal Period Payments	Payments To-Date	NYS	Prog.	MWBE	Bids
09/13/10	06/17/11	CONTRACTING MANAGEMENT, INC.	156850	600	A1	4,427,803	4,658,893	3,466,679	4,196,476	Y	52	X	8
02/03/10	08/15/10	COUNTRY CARPET DISTRIBUTORS, INC.	151871	607	A1	94,400	94,400	4,720	94,400	Y	52		4
03/03/10	03/03/10	CRAWFORD & COMPANY	152536	81090	E	20,000	25,500	557	17,593	Y	33		
04/26/10	04/26/10	CRAWFORD & COMPANY	153823	81090	E	10,000	10,000	3,163	4,906	Y	33		
07/29/11	07/29/11	CRAWFORD & COMPANY	163790	81090	E	11,008	11,008	2,720	2,720	Y	33		
08/07/08	08/07/08	CRAWFORD & COMPANY	138979	81090	E	22,500	22,500	2,484	16,604	Y	33		
08/08/11	08/08/11	CRAWFORD & COMPANY	163948	81050	E	10,000	13,625	12,625	12,625	Y	33		
03/11/11	05/31/12	CREATIVE INTERIORS PLUS LLC	160687	600	A1	517,449	517,449	353,546	353,546	Y	41	X	3
01/20/12	09/14/12	CUMMINGS CONSTRUCTION LLC	166933	803	A1	1,521,000	1,521,000	0	0	Y	28	X	3
01/06/03	02/11/05	CYAN CONTRACTING CORP	92456	805	A1	2,807,000	1,914,741	0	1,893,613	Y	33		
02/14/03	12/16/05	CYAN CONTRACTING CORP	93708	901	A1	2,193,000	2,895,813	0	2,423,523	Y	33		
05/23/01	01/15/04	CYAN CONTRACTING CORP	81052	803	A1	1,865,000	2,026,537	0	1,960,930	Y	32		
06/23/03	04/15/04	CYAN CONTRACTING CORP	97178	800	A1	5,370,000	5,586,687	0	5,518,168	Y	33		
10/09/01	12/19/01	CYAN CONTRACTING CORP	83700	805	A1	793,000	1,472,737	0	1,452,378	Y	33		
06/21/10	04/22/11	D.J. HEATING & AIR CONDITIONING, INC.	154996	804	A1	97,500	107,475	27,073	107,475	Y	28		4
08/16/11	11/16/11	D.W.B., INC.	164103	805	A1	125,600	125,600	13,900	13,900	Y	28		2
02/02/07	07/31/08	DANCO ELECTRICAL CONTRACTOR	126361	700	A1	5,638,477	6,836,808	233,202	6,471,218	Y	28	X	
04/11/06	10/09/08	DANCO ELECTRICAL CONTRACTOR	120160	700	A1	7,395,416	8,762,606	0	8,144,550	Y	40	X	3
05/19/08	05/19/09	DANCO ELECTRICAL CONTRACTOR	136905	700	A1	945,000	993,597	0	938,196	Y	41	X	11
08/21/08	12/31/09	DANCO ELECTRICAL CONTRACTOR	139408	700	A1	4,599,000	6,183,310	642,760	5,982,077	Y	33	X	4
10/08/09	08/31/10	DANCO ELECTRICAL CONTRACTOR	149376	700	A1	791,570	1,026,504	169,553	972,328	Y	33	X	18
10/09/08	12/31/09	DANCO ELECTRICAL CONTRACTOR	140548	700	A1	5,940,000	6,935,427	296,874	6,761,456	Y	33	X	7
05/20/10	10/01/10	DANIEL J. D'AMICO PLBG & HTG	154324	805	A1	28,255	28,255	2,268	28,255	Y	28		4
05/13/08	11/12/09	DASNY MECHANICAL, INC.	136819	MEC	A1E	316,000	324,125	31,150	324,125	Y	28	X	2
09/12/08	11/11/09	DASNY MECHANICAL, INC.	139848	804	A1	296,000	311,081	15,554	311,081	Y	32	X	3
07/27/11	01/15/12	DAUCHER ELECTRIC, INC.	163737	700	A1	37,335	80,076	70,551	70,551	Y	28		2
05/11/10	07/16/10	DAVIS WALLBRIDGE INC.	154118	SIT	A1	394,000	404,316	20,216	404,316	Y	52		8
06/17/10	07/02/11	DAVIS-ULMER SPRINKLER CO., INC	154948	805	A1	306,550	312,577	63,870	312,577	Y	28		5
06/07/11	09/30/11	DAVIS-ULMER SPRINKLER CO., INC.	162711	805	A1	489,900	489,900	462,959	462,959	Y	28		4
06/09/95	11/01/04	DAVIS-ULMER SPRINKLER CO.,INC.	51724	803	A1	1,760,380	2,071,251	0	2,070,001	Y	21		
01/03/12	07/02/12	DCD BUILDERS & DEVELOPERS LLC	166583	803	A1	148,000	148,000	0	0	Y	28		5
03/25/11	10/31/11	DCD BUILDERS & DEVELOPERS LLC	161079	600	A1	429,030	429,030	404,254	404,254	Y	28		
08/18/10	12/31/10	DCD BUILDERS & DEVELOPERS LLC	156496	600	A1	416,950	486,294	311,409	452,772	Y	28		14
02/03/10	12/14/10	DDC AIR CONDITIONING	151888	804	A1	492,600	525,737	133,405	494,700	Y	33	X	10
06/10/08	11/15/08	DDC AIR CONDITIONING	137552	800	A1	198,500	222,216	47,771	208,407	Y	28	X	6
06/18/09		DDC AIR CONDITIONING	146786	804	A1	568,881	698,284	0	631,536	Y	33	X	14

Award Date	Complete Date	Contractor/Vendor	ContractID	Comm/ Service	Award Code	Original Encum. Value	Current Encum. Value	Fiscal Period Payments	Payments To-Date	NYS	Prog.	MWBE	Bids
07/14/09	06/02/11	DDC AIR CONDITIONING	147449	804	A1	3,866,000	3,933,003	540,797	2,151,359	Y	32	X	12
09/03/08	12/31/09	DDC AIR CONDITIONING	139637	804	A1	442,000	656,680	116,439	584,228	Y	33	X	3
10/22/10	10/15/10	DDC AIR CONDITIONING	157688	600	A1	329,000	329,000	216,727	216,727	Y	41	X	6
02/18/09	10/21/09	DEAN BUILDERS GROUP, INC.	141258	610	A1	299,416	290,854	0	268,295	Y	40	X	3
03/25/09	11/10/09	DEBORAH BRADLEY CONSTRUCTION	144347	SIT	A1	2,786,481	3,978,829	209,976	3,956,547	Y	41	X	
11/02/10	12/31/10	DELIDAKIS CONSTRUCTION CO. INC	157932	600	A1	73,800	96,286	74,427	96,286	Y	40		5
09/11/09	05/31/12	DELRIC CONSTRUCTION CO., INC.	148780	600	A1	77,861,000	81,368,251	24,486,809	45,911,793	Y	32		2
06/11/10	12/01/10	DELTEX ELECTRIC INC.	154831	700	A1	25,831	38,916	14,897	38,916	Y	28		3
07/12/10	12/01/10	DELTEX ELECTRIC INC.	155455	700	A1	34,610	50,100	17,918	50,100	Y	28		1
07/12/10	12/01/10	DELTEX ELECTRIC INC.	155456	700	A1	35,571	40,875	7,798	40,875	Y	28		1
11/05/01	05/31/05	DIERKS HEATING COMPANY, INC.	84162	804	A1	12,614,000	17,545,030	0	17,362,595	Y	32	X	
02/27/09	07/17/09	DIMITRI ENTERPRISES, INC.	143572	615	A1	530,000	557,402	63,022	557,402	Y	40		17
08/14/02	08/30/02	DISCOVER GENERAL CONTRACTORS CORP	90304	600	A1	649,000	649,000	0	496,348	Y	40		
05/07/04	05/07/05	DJH MECHANICAL ASSOCIATES LTD.	104535	804	A1	150,000	92,887	0	60,388	Y	40	X	
01/25/10	08/06/10	DOW ELECTRIC INC.	151699	600	A1	3,410,000	3,868,005	261,387	3,868,005	Y	52		10
06/30/11	11/30/11	DOW ELECTRIC INC.	163157	600	A1	327,200	327,712	301,743	301,743	Y	28		3
08/16/11	11/30/11	DOW ELECTRIC INC.	164096	700	A1	41,200	42,996	39,326	39,326	Y	28		7
10/29/03	06/19/07	DVI-ADCO JOINT VENTURE	98505	411	A2	6,031,351	9,853,805	0	9,821,287	Y	33		
10/03/08	03/12/09	E AND G ELECTRICAL CONTRACTING CORP.	140418	700	A1	310,000	318,406	0	296,182	Y	41		8
10/26/11	03/31/13	E ELECTRICAL CONTRACTING LLC	165306	SIG	A1	329,000	329,000	0	0	Y	40	X	8
01/13/10	01/13/10	E. G. BOWMAN CO., INC.	151462	85230	A2	2,500	38,500	14,400	34,800	Y	40	X	
01/13/10	01/13/10	E. G. BOWMAN CO., INC.	151463	85230	A2	2,500	38,500	14,400	32,400	Y	32	X	
01/13/10	01/13/10	E. G. BOWMAN CO., INC.	151483	85230	A2	2,500	36,000	14,400	33,600	Y	40	X	
02/13/12	02/13/12	E. G. BOWMAN CO., INC.	167264	85230	E	21,600	7,200	2,400	2,400	Y	28	X	
03/31/10	04/13/10	E. G. BOWMAN CO., INC.	153479	85230	E	1,200	19,500	6,000	19,200	Y	28	X	
05/26/09	05/26/09	E. G. BOWMAN CO., INC.	146260	85230	A2	1,500	54,100	15,600	40,800	Y	32	X	
05/26/09	05/26/09	E. G. BOWMAN CO., INC.	146261	85230	A2	1,500	61,200	13,200	40,800	Y	40	X	
08/04/11	08/04/11	E. G. BOWMAN CO., INC.	163910	85230	E	0	15,600	8,400	8,400	Y	28	X	
08/09/11	08/09/11	E. G. BOWMAN CO., INC.	163972	85230	E	8,400	8,400	1,200	1,200	Y	40	X	
10/15/09	10/15/09	E. G. BOWMAN CO., INC.	149535	85230	A2	1,300	41,000	15,600	38,400	Y	41	X	
10/15/09	10/15/09	E. G. BOWMAN CO., INC.	149538	85230	A2	1,300	68,400	27,600	60,000	Y	40	X	
10/25/10	10/25/10	E. G. BOWMAN CO., INC.	157740	85230	E	8,400	15,600	7,200	15,600	Y	40	X	
10/27/10	10/27/10	E. G. BOWMAN CO., INC.	157850	85230	E	4,800	7,200	1,200	7,200	Y	52	X	
12/08/10	12/08/10	E. G. BOWMAN CO., INC.	158785	85230	E	20,400	20,400	13,200	18,000	Y	40	X	
12/08/10	12/08/10	E. G. BOWMAN CO., INC.	158790	85230	E	16,800	8,400	4,800	8,400	Y	28	X	
12/09/08	12/09/08	E. G. BOWMAN CO., INC.	141792	85230	A2	1,300	50,400	14,400	46,800	Y	40	X	

Award Date	Complete Date	Contractor/Vendor	ContractID	Comm/ Service	Award Code	Original Encum. Value	Current Encum. Value	Fiscal Period Payments	Payments To-Date	NYS	Prog.	MWBE	Bids
12/09/08	12/09/08	E. G. BOWMAN CO., INC.	141797	85230	E	1,300	66,000	15,600	45,600	Y	33	X	
12/09/08	12/09/08	E. G. BOWMAN CO., INC.	141798	85230	A2	2,600	52,900	15,600	46,800	Y	33	X	
12/09/08	12/09/08	E. G. BOWMAN CO., INC.	141799	85230	A2	1,300	50,400	14,400	42,000	Y	41	X	
03/14/07	08/14/09	E.W. HOWELL CO., INC.	127244	600	A1	14,890,000	16,095,649	689,725	15,930,908	Y	40		
04/16/90	08/20/90	EAST ELECTRIC OF NYC, INC.	50477	700	A	68,500	153,488	0	145,814	Y	41		
04/24/07	10/31/08	EASTERN BUILDING & RESTORATION, INC	128341	600	A1	2,675,081	3,499,465	210,519	3,499,465	Y	28		3
10/18/11	07/15/13	EASTERN BUILDING & RESTORATION, INC	165160	600	A1	10,354,952	10,372,212	1,184,832	1,184,832	Y	28		7
03/21/11	11/25/11	EASTERN EXCAVATION INC.	160932	SIT	A1	26,036,700	26,899,332	16,150,011	16,150,011	Y	28		
09/29/09	05/31/12	EBENISTERIE BEAUBOIS LTEE	149127	602	A1	1,926,598	1,995,518	211,105	346,177	Y	32		5
01/02/07	07/08/07	EDGEMONT ENTERPRISES INC.	125649	600	A1	673,000	286,584	14,329	286,584	Y	40		8
02/03/05	07/03/05	EFG CONSTRUCTION CORP.	110269	600	A1	823,000	1,013,766	6,834	1,013,766	Y	33	X	
09/29/09	04/18/10	E-J ELECTRIC INSTALLATION CO.	149130	700	A1	821,000	821,000	431,110	779,000	Y	28		9
04/03/07	11/01/08	ELDOR ELECTRIC, LLC	127658	700	A1	4,080,000	4,566,243	24,089	4,343,541	Y	28		8
06/11/10	12/01/10	EMCOR/BETLEM SERVICE CORPORATION	154829	804	A1	36,590	36,590	1,830	36,590	Y	28		2
06/11/10	12/01/10	EMCOR/BETLEM SERVICE CORPORATION	154830	804	A1	36,590	36,590	1,830	36,590	Y	28		2
06/13/11	11/30/11	EMCOR/BETLEM SERVICE CORPORATION	162839	804	A1	39,327	39,327	37,361	37,361	Y	28		4
06/20/11	11/16/11	EMCOR/BETLEM SERVICE CORPORATION	162938	804	A1	37,960	37,960	26,835	26,835	Y	28		2
07/15/11	01/15/12	EMCOR/BETLEM SERVICE CORPORATION	163486	804	A1	39,237	39,237	37,275	37,275	Y	28		3
07/21/10	12/09/10	EMCOR/BETLEM SERVICE CORPORATION	155763	800	A1	66,383	66,383	3,319	66,383	Y	28		2
10/06/98	10/27/98	EMPIRE STATE RENOVATION CORP.	62271	600	A1	1,600,000	2,187,411	0	2,186,644	Y	40		
03/27/07	01/20/11	ENCLOS CORP	127560	600	A1	40,550,300	44,079,732	3,036,507	43,579,783	Y	40		
09/20/01	08/31/03	ENCLOS CORPORATION	78639	600	A1	35,366,541	38,141,235	838,000	38,112,897	Y	32		
10/15/90	05/07/92	EXPERT ELECTRIC, INC.	52399	700	A	1,783,000	2,127,461	0	2,126,961	Y	28		
01/28/11	09/30/11	FAHS CONSTRUCTION GROUP, INC.	159824	600	A1E	5,191,000	5,689,492	5,608,593	5,608,593	Y	52		8
04/16/08	01/25/10	FAHS CONSTRUCTION GROUP, INC.	135957	GEN	A1	6,221,000	6,898,994	344,950	6,898,994	Y	28		4
09/26/11	07/31/12	FAMILY DANZ HEATING AND AIR CONDITIONIN	164762	804	A1	56,908	56,908	49,010	49,010	Y	28		1
12/10/10	08/28/12	FAMILY DANZ HEATING AND AIR CONDITIONIN	158823	804	A1	1,200,000	1,200,000	1,040,386	1,040,386	Y	28		9
05/23/08	11/15/08	FANSHAWE INC. D/B/A ROCKLAND ELECTRIC	137111	700	A1	65,780	67,715	3,623	67,715	Y	28		5
01/28/02	07/09/03	FEDERAL METAL & GLASS CORP.	85769	600	A1	3,163,787	3,918,369	336,350	3,918,369	Y	33		
04/02/08	11/28/08	FERRAN DEVELOPMENT CORP.	135557	600	A1	251,000	251,000	19,200	251,000	Y	28		9
01/12/10	04/15/10	FGI CORPORATION	151439	600	A1	608,470	990,146	276,010	928,572	Y	40		11
08/10/09	06/01/10	FGI CORPORATION	148049	SIT	A1	842,500	1,360,739	122,151	548,845	Y	32		12
03/29/11	07/29/11	FIACCO & RILEY CONSTRUCTION	161148	600	A1	823,000	824,938	782,133	782,133	Y	52		6
10/10/08	09/04/09	FISHER HAMILTON L.L.C.	140566	600	A1	2,899,000	3,132,823	0	2,932,731	Y	41		2
01/22/07	11/17/10	FIVE STAR ELECTRIC CORP.	126081	700	A1	31,200,000	40,093,679	8,771,383	36,456,393	Y	40		2
03/14/03	07/31/05	FIVE STAR ELECTRIC CORP.	94397	700	A1	9,270,000	12,628,991	2,189,356	12,378,991	Y	32		

Award Date	Complete Date	Contractor/Vendor	ContractID	Comm/ Service	Award Code	Original Encum. Value	Current Encum. Value	Fiscal Period Payments	Payments To-Date	NYS	Prog.	MWBE	Bids
06/17/03	06/19/06	FIVE STAR ELECTRIC CORP.	97036	700	A1	18,680,000	24,306,885	0	24,275,840	Y	33		
07/02/09	07/02/09	FLEET MECHANICAL SYSTEMS	147094	804	A1	898,000	980,989	65,325	980,989	Y	40		11
02/03/11	07/27/12	FLOWER CITY GLASS CO., INC.	159929	GEN	A1	2,335,000	2,374,945	1,130,961	1,130,961	Y	52		3
03/31/04	05/30/05	FOX INDUSTRIES, LTD	103408	600	A1	3,779,500	4,683,354	80,033	4,683,354	Y	28	X	
10/26/05	04/04/07	FOX INDUSTRIES, LTD	116771	600	A1	7,749,000	8,354,523	0	8,346,168	Y	28	X	
01/25/08	11/20/08	FPI MECHANICAL, INC.	133997	800	A1	62,950	81,979	4,099	81,979	Y	20		3
03/19/09	05/06/10	FRAMAN MECHANICAL INC.	144205	800	A1	1,175,000	1,389,935	140,424	1,389,935	Y	33		9
03/04/09	12/31/09	FRENER & REIFER AMERICA INC	143734	GEN	E	6,213,645	6,213,645	0	880,920	Y	40		
09/18/09	03/31/10	FRESH MEADOW MECHANICAL CORP.	148864	SIT	A1	580,300	678,013	171,772	641,737	Y	28		12
04/23/09	08/07/09	FREY ELECTRIC CONSTRUCTION CO. INC.	145266	803	A1	1,323,000	1,372,194	68,610	1,372,194	Y	52		4
08/09/99	11/30/99	G & A RENOVATIONS & RESTORATION INC.	54500	600	A1	898,500	953,140	0	913,191	Y	28		
03/03/10	04/15/10	GALVIN BROS.,INC/MADHUE CONTRACTING, IN	152512	600	A1	1,744,400	1,846,543	117,455	1,846,543	Y	28		18
08/12/11	05/01/12	GALVIN BROS.,INC/MADHUE CONTRACTING, IN	164048	600	A1	3,112,876	3,112,876	1,840,451	1,840,451	Y	40		13
03/09/07	11/04/07	GATEWAY INDUSTRIES INC/J.D. POSILLICO IN	127067	600	A1	23,196,600	36,453,929	1,169,161	36,282,424	Y	40		1
01/31/07	05/31/07	GATEWAY INDUSTRIES, INC.	126309	600	A1	7,407,500	8,474,777	412,837	8,449,615	Y	40		3
05/04/10	08/31/11	GAVIN CABLING SYSTEMS INC.	153935		A1	2,516,984	2,497,962	1,322,043	2,201,791	Y	40		
05/11/09	04/30/11	GEM CONSTRUCTION & RESTORATION CORP	145838	600	A1	12,784,001	13,126,858	3,263,859	12,048,604	Y	40		9
02/01/10	08/13/10	GENERAL MECHANICAL SYSTEMS INC	151775	600	A1	157,950	184,251	8,263	184,251	Y	52		6
07/10/03	12/30/04	GENERATION II PLUMBING & HEATING, INC.	97492	805	A1	698,819	1,167,045	120,000	1,167,045	Y	28		
01/04/06	06/17/08	GEO-TECH CONSTRUCTION CORP.	118187	804	A1	2,309,410	2,533,439	138,936	2,533,439	Y	40	X	
06/18/09	11/29/11	GEO-TECH CONSTRUCTION CORP.	146815	804	A1	3,177,800	3,177,800	964,566	2,331,123	Y	41	X	10
07/01/08	03/05/10	GEO-TECH CONSTRUCTION CORP.	138118	800	A1	1,844,750	1,697,134	109,539	1,697,134	Y	28	X	14
09/08/11	04/14/14	GEO-TECH CONSTRUCTION CORP.	164440	800	A1	166,500	166,500	0	0	Y	33	X	4
04/20/09	04/01/10	GERARD'S PLUMBING & HEATING CORP	145078	805	A1	287,900	362,759	20,197	362,759	Y	40		12
10/19/06	12/29/08	GLENMAN CONSTRUCTION CORP.	124085	600	A1	13,845,000	14,158,299	384,077	13,214,748	Y	40		4
03/14/07	07/31/09	GLOBAL ELEC. CONTRACTING OF WESTCHEST	127247	700	A1	4,706,151	5,230,195	398,594	5,230,195	Y	40		5
11/15/02	10/31/05	GLOBAL ELEC. CONTRACTING OF WESTCHEST	91885	700	A1	7,460,000	9,216,634	0	9,193,592	Y	40		
12/15/08	12/15/09	GLOBAL ELEC. CONTRACTING OF WESTCHEST	141939	700	A1	5,603,090	6,290,604	248,750	6,156,563	Y	33		
12/21/09	10/25/10	GLOBAL ELEC. CONTRACTING OF WESTCHEST	151046	700	A1	2,373,000	2,794,668	255,086	2,550,584	Y	33		14
05/03/10	08/06/10	GLOBAL ELECTRICAL CONT. OF WESTCHESTE	153958	700	A1	1,990,000	1,999,388	99,969	1,999,388	Y	52		4
09/22/11	03/30/12	GLOBAL ELECTRICAL CONT. OF WESTCHESTE	164723	700	A1	307,000	323,249	229,367	229,367	Y	28		3
01/26/11	04/30/12	GMDV TRANS INC.	159796	GEN	A1	1,596,130	1,716,218	401,612	401,612	Y	41		24
02/17/11	09/12/11	GMDV TRANS INC.	160322	600	A1	1,176,130	1,460,925	1,365,041	1,365,041	Y	33		29
07/16/09		GMDV TRANS INC.	147561	600	A1	1,150,000	1,823,635	106,388	1,717,835	Y	33		8
10/01/10	12/31/10	GORICK CONSTRUCTION CO., INC.	157262	600	A1	677,677	747,053	378,047	747,053	Y	21		10
10/29/08	08/07/09	GRAMERCY GROUP, INC.	141016	600	A1	3,659,000	4,372,174	41,899	3,974,788	Y	41		

Award Date	Complete Date	Contractor/Vendor	ContractID	Comm/ Service	Award Code	Original Encum. Value	Current Encum. Value	Fiscal Period Payments	Payments To-Date	NYS	Prog.	MWBE	Bids
03/12/01	08/01/02	GRAYSTONE CONSTRUCTION CORP.	78789	600	A1	7,315,000	7,540,571	0	7,508,069	Y	40		
10/20/11	10/20/11	GREEN BUILDING CERTIFICATION INSTITUTE	165212	79001	A1	7,600	7,600	7,600	7,600	N	52		
07/20/11	07/20/11	GUILDERLAND SEWER DISTRICT	163618	95000	C	85,626	85,626	85,626	85,626	Y	52		
03/05/10	11/15/10	HADALA CONSTRUCTION, INC.	152568	600	A1	314,000	362,356	18,196	362,356	Y	28		12
03/24/11	09/15/11	HADALA CONSTRUCTION, INC.	161064	600	A1	393,000	625,688	592,523	592,523	Y	28		4
02/07/11	09/30/11	HANDY ANDY HOME IMPROVEMENT	159983	GEN	A1	895,000	942,134	856,477	856,477	Y	28	X	13
07/07/09	10/15/09	HANDY ANDY HOME IMPROVEMENT	147215	600	A1	627,000	785,124	9,398	785,124	Y	41	X	3
07/22/09	04/15/10	HANDY ANDY HOME IMPROVEMENT	147703	SIT	A1	193,000	1,689,971	651,769	1,552,557	Y	41	X	2
06/21/10	04/22/11	HARRY F. ROTOLO & SON, INC.	154998	700	A1	134,985	141,049	80,722	141,049	Y	28		5
07/20/10	03/31/11	HARRY F. ROTOLO & SON, INC.	155742	700	A1	117,485	185,881	151,913	185,881	Y	28		5
04/06/09	10/20/09	HEATING & PIPING SPECIALTIES CORP.	144632	804	A1	858,000	948,515	51,103	948,515	Y	28		8
12/22/92	11/22/94	HENDLER ELECTRIC, INC.	52637	700	A	6,485,000	8,535,848	0	8,366,642	Y	28		
08/31/09	05/31/12	HENICK-LANE, INC.	148563	800	A1	15,500,000	15,702,510	9,468,672	11,698,432	Y	32		8
11/19/04	12/24/05	HERRICKS MECHANICAL CORP.	108652	804	A1	79,585	198,608	9,245	186,545	Y	28		
12/21/06	07/03/08	HERRICKS MECHANICAL CORP.	125467	800	A1	185,000	412,200	8,868	391,590	Y	28		2
02/17/12	12/31/12	HEWITT YOUNG ELECTRIC, LLC	167417	803	A1	556,800	556,800	0	0	Y	28		2
08/19/11	01/15/12	HJ BRANDELES CORPORATION	164180	805	A1	137,600	150,984	105,324	105,324	Y	28		4
09/20/11	06/01/12	HJ BRANDELES CORPORATION	164687	800	A1	827,900	853,884	619,011	619,011	Y	28		5
09/26/11	07/15/13	HJ BRANDELES CORPORATION	164768	805	A1	1,188,000	1,191,015	120,840	120,840	Y	28		5
09/26/11	07/15/13	HJ BRANDELES CORPORATION	164769	804	A1	2,666,600	2,666,600	82,650	82,650	Y	28		4
10/11/11	06/01/12	HJ BRANDELES CORPORATION	165060	805	A1	189,300	189,300	125,922	125,922	Y	28		4
12/10/10	10/15/11	HJ BRANDELES CORPORATION	158819	600	A1	347,900	351,893	334,298	334,298	Y	28		8
06/08/11	11/01/12	HOLDSWORTH KLIMOWSKI CONSTRUCTION LL	162730	600	A1E	11,533,000	11,613,049	4,640,208	4,640,208	Y	52		5
12/06/06	03/30/08	HONEYWELL INTERNATIONAL INC.	125153	900	A1	974,000	1,209,719	47,121	1,102,208	Y	40		3
11/25/08	06/28/10	HUEBER-BREUER CONSTRUCTION CO., INC.	141179	600	A1	34,300,000	38,062,645	741,266	38,005,760	Y	52		3
09/13/10	04/01/11	HUEN NEW YORK INC.	156853	700	A1	353,800	378,906	304,670	378,906	Y	28		9
11/05/01	02/28/05	HUGH O'KANE ELECTRIC CO. LLC	84220	700	A1	37,900,000	46,708,773	5,187,500	46,708,773	Y	32		
09/15/09	08/30/10	HVS, LLC	148807	700	A1	475,000	637,656	159,195	571,782	Y	28		12
07/29/09	07/29/09	INFORMATION SYSTEMS ESSENTIALS D/B/A	147827	96070	A1	10,000	10,000	2,170	6,714	N	40	X	
08/23/10	08/23/10	INFORMATION SYSTEMS ESSENTIALS D/B/A	156553	96070	A1	7,500	7,500	2,136	3,353	N	41	X	
02/02/00	04/12/05	INTER-CONNECTION ELECTRIC, INC	70667	700	A1	5,883,400	6,460,487	0	5,567,757	Y	40		
07/19/11	05/01/12	INTERPHASE ELECTRIC CORP.	163576	700	A1	731,317	731,317	657,955	657,955	Y	40		10
07/13/07	07/13/09	INTERSTATE MASONRY CORP.	130132	610	A1	2,851,943	3,058,426	147,785	2,850,082	Y	40	X	4
04/13/07	11/01/08	IRWIN CONTRACTING INC.	128041	600	A1	7,419,000	8,267,215	41,119	5,220,434	Y	28		9
04/11/07	09/30/09	ISLAND INTERNATIONAL INDUSTRIES, INC.	127968	803	A1	1,421,000	1,727,381	143,095	1,616,996	Y	40		1
12/28/04	09/24/05	ISR SOLUTIONS	109305	700	A1	1,250,000	1,704,655	27,500	1,627,447	Y	41		

Award Date	Complete Date	Contractor/Vendor	ContractID	Comm/ Service	Award Code	Original Encum. Value	Current Encum. Value	Fiscal Period Payments	Payments To-Date	NYS	Prog.	MWBE	Bids
11/20/02	06/26/04	ITALINE INC.	92018	600	A1	6,985,000	10,122,995	3,126,658	10,122,995	Y	28	X	
02/18/00	10/01/00	IZI PLUMBING & HEATING SERVICES LTD.	70748	805	A1	406,000	434,088	0	412,384	Y	33	X	
05/05/99	07/28/99	IZI PLUMBING & HEATING SERVICES LTD.	66096	805	A1	575,000	528,976	0	479,180	Y	33	X	
02/14/11	07/29/11	J & B INSTALLATIONS, INC.	160152	615	A1	649,450	752,654	715,021	715,021	Y	52		10
08/02/02	12/31/02	J BARR CONSTRUCTION CORP.	90085	615	A1	333,320	495,871	0	470,127	Y	40		
04/03/07	11/01/08	J. KOKOLAKIS CONTRACTING INC.	127651	600	A1	13,612,000	16,114,062	380,040	15,620,156	Y	28		7
07/31/08	01/11/10	J. KOKOLAKIS CONTRACTING INC.	138848	600	A1	47,368,000	50,181,933	1,685,885	48,616,404	Y	52		3
02/18/10	05/19/10	J. LUK CONSTRUCTION CO., LLC	152212	600	A1	254,900	291,777	46,020	291,777	Y	28		8
11/08/02	04/08/05	J. PETROCELLI CONSTRUCTION INC	91794	600	A1	34,225,500	36,616,791	325,889	36,616,791	Y	32		
07/08/09	05/09/11	J. PETROCELLI CONTRACTING, INC.	147265	600	A1	10,475,000	13,132,666	4,010,541	12,359,772	Y	33		1
12/21/09	04/15/13	J. PETROCELLI CONTRACTING, INC.	151050	600	A1	35,645,000	38,931,186	11,600,644	18,487,053	Y	33		9
01/05/04	05/29/05	J.B.C. CONTRACTING CO., INC	101257	600	A1	1,985,500	2,535,600	0	2,513,600	Y	40		
08/23/11	06/29/12	J.C. MILLBANK CONSTRUCTION CO., INC.	164230	600	A1	407,600	407,600	185,875	185,875	Y	28		4
08/01/08	12/01/09	J.H. ELECTRIC OF NEW YORK, INC	138867	700	A1	4,887,466	6,543,362	940,545	6,469,553	Y	55	X	1
02/19/10	08/15/10	J.J. CURRAN & SON, INC.	152266	600	A1	43,999	47,005	4,700	47,005	Y	52	X	4
01/05/04	05/29/05	J.K.B. CONTRACTING, INC.	101254	800	A1	479,000	479,524	0	455,547	Y	40	X	
11/20/02	06/26/04	J.K.B. CONTRACTING, INC.	92015	804	A1	1,449,000	1,734,432	0	1,499,676	Y	28	X	
01/05/10	10/25/10	J.M. BOTTO, INC.	151316	803	A1	326,992	377,552	52,234	353,687	Y	33		6
02/21/07	07/13/10	J.M. BOTTO, INC.	126728	805	A1	9,519,000	11,842,766	1,430,892	10,964,479	Y	40		4
10/16/00	07/01/01	J.N.G. CONSTRUCTION LTD.	76018	600	A1	678,888	744,548	0	725,934	Y	33		
01/08/08	04/30/09	JAC MECHANICAL SERVICES, INC.	133646	805	A1	1,395,000	1,954,833	234,561	1,933,133	Y	28		6
11/02/11	05/15/12	JAMES AND SON CONSTRUCTION CO. INC.	165400	600	A1	389,500	389,500	204,286	204,286	Y	28		8
05/13/10	08/10/10	JAMESON ROOFING CO. INC.	154150	615	A1	579,917	588,296	14,387	422,684	Y	52		4
05/19/10	08/10/10	JAVEN CONSTRUCTION CO., INC.	154303	600	A1	3,735,000	3,801,810	275,527	3,611,130	Y	52		3
10/26/07	10/26/07	JC CLEANING SERVICES, INC.	132188	71008	A1	13,000	17,645	268	17,645	Y	41		
06/15/09	07/05/10	JEMCO ELECTRICAL CONTRACTORS, INC.	146677	700	A1	548,975	912,280	151,387	858,382	Y	33		6
07/20/10	03/31/11	JEMCO ELECTRICAL CONTRACTORS, INC.	155727	600	A1	789,488	1,031,967	586,937	1,031,967	Y	28		11
09/26/11	04/30/12	JEMCO ELECTRICAL CONTRACTORS, INC.	164771	700	A1	1,537,940	1,537,940	798,318	798,318	Y	33		9
11/15/05	07/13/06	JEMCO ELECTRICAL CONTRACTORS, INC.	117205	700	A1	808,000	2,116,621	425,484	1,884,733	Y	28		
12/01/05	05/10/07	JERUSALEM AIR, INC.	117451	800	A1	2,697,100	2,912,231	10,639	2,883,109	Y	28		
02/10/04	10/02/04	JIM WEBBER AND ASSOCIATES INC.	101813	622	A1	778,000	44,830	2,242	44,830	Y	28		
03/13/12	10/30/12	JOBCO INCORPORATED	167786	600	A1	667,000	667,000	0	0	Y	28		19
01/11/12	07/31/12	JOHN W. DANFORTH COMPANY, INC.	166775	800	A1	315,850	315,850	0	0	Y	28		4
10/02/09	05/31/10	JOHN W. DANFORTH COMPANY, INC.	149215	800	A1	43,000	54,488	11,854	45,104	Y	28		2
03/22/12	03/22/12	JOHNSON CONTROLS, INC.	168049	38789	C	100,425	100,425	100,425	100,425	Y	80		
06/03/10	10/01/10	JOHNSON CONTROLS, INC.	154547		B	1,422,360	1,463,638	922,552	1,243,722	Y	41		

Dormitory Authority - State of New York

Procurement Report  
 April 1, 2011 - March 31, 2012

Award Date	Complete Date	Contractor/Vendor	ContractID	Comm/ Service	Award Code	Original Encum. Value	Current Encum. Value	Fiscal Period Payments	Payments To-Date	NYS	Prog.	MWBE	Bids
06/24/09	10/31/09	JOHNSON CONTROLS, INC.	146916		B	1,944,390	1,922,347	162,574	1,922,347	Y	40		
07/06/09	06/30/10	JOHNSON CONTROLS, INC.	147156	700	A1	490,000	833,559	49,749	790,430	Y	33		
09/25/07	12/08/09	JOHNSON CONTROLS, INC.	131541	GEN	A1	5,190,505	5,956,477	385,812	5,829,502	Y	41		2
01/23/09	06/30/09	JORDAN PANEL SYSTEMS CORP	142841	600	D	248,000	374,691	17,731	365,324	Y	40		
09/15/08	12/31/09	KALISCH-JARCHO, INC.	139897	804	A1	437,900	938,990	431,973	833,254	Y	33		3
09/22/08	12/31/09	KALISCH-JARCHO, INC.	140071	804	A1	572,800	723,129	144,855	686,973	Y	33		3
03/04/10	10/01/10	KANDEY COMPANY INC.	152553	805	A1	618,839	588,582	65,000	588,582	Y	28		7
06/30/09	10/31/09	KANTA ELECTRIC CORP.	146883	700	E	246,772	5,621,373	1,425,044	4,936,432	Y	40	X	
06/11/10	01/31/11	KAPPA SERVICES CORP	154838	600	A1	422,853	507,208	250,598	468,227	Y	41		16
05/14/08	11/13/09	KARL'S PLUMBING & HEATING	136845	805	A1	134,711	145,086	14,068	145,086	Y	28		5
09/15/08	11/14/09	KARL'S PLUMBING & HEATING	139911	805	A1	580,711	603,754	0	600,735	Y	32		5
08/21/08	12/08/09	KENSTAR CONSTRUCTION CORP.	139149	600	A1	6,634,713	9,778,691	491,668	9,172,745	Y	55		6
05/07/08	09/01/08	KGK FS CORP.	136569	700	A1	177,800	212,837	18,323	212,837	Y	40		4
04/18/11	08/01/11	KIRCHER CONSTRUCTION INC.	161701	600	A1	1,035,968	1,301,215	1,227,645	1,227,645	Y	52		7
09/27/11	12/30/11	KIRCHER CONSTRUCTION INC.	164792	600	A1	2,145,000	2,145,000	267,568	267,568	Y	21		6
10/26/10	07/29/11	KIRCHHOFF-CONSIGLI CONSTRUCTION MANAG	157804	600	A1	9,774,900	10,230,317	7,778,549	9,260,443	Y	52		7
02/25/09	01/16/11	KJC INC, D/B/A KJC WATERPROOFING	143544	615	A1	5,950,000	6,075,900	1,070,679	5,684,180	Y	40		6
04/30/10	10/15/10	KOKO CONTRACTING, INC.	153945	615	A1	2,873,000	3,128,173	757,230	2,781,000	Y	40		
02/25/08	03/15/10	KONE, INC.	134665	905	E	5,006,000	5,178,462	484,248	5,178,462	Y	41		1
06/22/10	04/15/11	KONE, INC.	155072	905	E	2,848,000	3,057,109	1,739,628	2,276,880	Y	40		
12/07/09	10/25/10	KORDUN CONSTRUCTION CORP.	150756	600	A1	4,293,500	4,845,899	330,299	4,626,258	Y	33		19
01/20/10	08/09/10	LACORTE COMPANIES, INC.	151620	803	A1E	333,000	348,319	19,637	348,319	Y	52	X	5
12/13/94	04/14/95	LAFATA-CORALLO PLBG. & HTG.	51392	805	A1	105,550	105,550	0	100,272	Y	40		
01/12/06	06/25/08	LAFATA-CORALLO PLUMBING & HEATING INC.	118340	805	A1	521,099	533,165	26,658	533,165	Y	40		
03/14/07	07/31/09	LAFATA-CORALLO PLUMBING & HEATING INC.	127246	805	A1	2,461,000	2,601,922	133,373	2,601,922	Y	40		7
03/19/09	05/06/10	LAFATA-CORALLO PLUMBING & HEATING INC.	144206	805	A1	717,350	938,093	111,567	938,093	Y	33		5
06/12/09	07/10/10	LAFATA-CORALLO PLUMBING & HEATING INC.	146647	805	A1	355,000	457,612	28,948	457,612	Y	33		8
06/15/07	11/11/09	LAFATA-CORALLO PLUMBING & HEATING INC.	129479	805	A1	345,000	421,091	18,723	421,091	Y	32		4
08/31/09	05/31/12	LAFATA-CORALLO PLUMBING & HEATING INC.	148562	805	A1	4,845,000	5,151,758	3,117,133	3,474,524	Y	32		6
07/14/09	06/02/11	LANMARK GROUP INC	147422	600	A1	10,742,000	11,651,775	3,900,639	8,750,191	Y	32		3
03/23/11	03/23/11	LAW OFFICES OF MICHELE A. PETERS PC	161021	82090	C	6,000	6,000	6,000	6,000	Y	28		
11/06/06	10/15/08	LAWS CONSTRUCTION CORP.	124411	SIT	A1	16,484,000	20,111,916	474,654	19,912,808	Y	28		5
03/15/12	08/15/12	LECHASE CONSTRUCTION SERVICES, LLC	167886	600	A1E	2,172,000	2,172,000	0	0	Y	52		4
03/23/10	06/30/11	LECHASE CONSTRUCTION SERVICES, LLC	152953	600	A1	9,642,000	10,256,170	3,722,523	9,733,228	Y	52		4
04/08/10	08/06/10	LECHASE CONSTRUCTION SERVICES, LLC	153351	600	A1	385,000	440,831	36,620	440,831	Y	52		3
04/13/10	09/24/10	LECHASE CONSTRUCTION SERVICES, LLC	153469	600	A1	493,000	526,092	30,676	526,092	Y	52		8



Dormitory Authority - State of New York

Procurement Report  
 April 1, 2011 - March 31, 2012

Award Date	Complete Date	Contractor/Vendor	ContractID	Comm/ Service	Award Code	Original Encum. Value	Current Encum. Value	Fiscal Period Payments	Payments To-Date	NYS	Prog.	MWBE	Bids
05/23/11	08/01/11	LECHASE CONSTRUCTION SERVICES, LLC	162407	600	A1E	706,000	719,948	678,826	678,826	Y	52		4
11/29/10	07/01/12	LECHASE CONSTRUCTION SERVICES, LLC	158490	600	A1E	42,568,000	46,693,973	35,593,356	38,998,635	Y	52		5
05/26/10	10/01/10	LECLAIRE-FLEMING MECH CONTR INC	154419	804	A1	413,298	419,272	0	373,635	Y	28		6
07/19/10	12/01/10	LEDGE CREEK DEVELOPMENT INC.	155689	600	A1	388,000	397,577	47,190	371,007	Y	28		7
09/24/96	08/04/97	LEEWEN CONTRACTING CORP.	51363	600	A1	8,663,069	7,168,072	0	6,500,282	Y	40		
01/08/09	01/08/09	LEHMAN COLLEGE, CUNY	142419	96040	A1	10,000	10,000	2,387	6,370	Y	40		1
03/09/12	11/30/12	LIGHT HOUSE DESIGNS INC	167751	600	A1	511,150	511,150	0	0	Y	28		12
03/29/11	07/31/12	LIGHT HOUSE DESIGNS INC	161130	600	A1	586,400	586,400	57,986	57,986	Y	28		21
07/14/10	02/28/11	LIGHT HOUSE DESIGNS INC	155573	600	A1	567,400	724,647	382,170	724,647	Y	28		12
07/20/09	10/02/09	LJC DISMANTLING CORP	146500	SIT	A1	358,750	383,699	0	358,177	Y	33		15
05/31/11	06/08/12	LORAN CONSTRUCTION INC.	162517	600	A1E	5,624,000	5,725,227	2,688,788	2,688,788	Y	52		6
02/03/11	08/17/11	LOUIS N. PICCIANO & SON, INC.	159925	600	A1	187,800	199,843	199,843	199,843	Y	52		5
04/17/09	07/16/09	LUPINI CONSTRUCTION, INC.	145040	603	A1	133,780	133,780	6,689	133,780	Y	52		7
08/08/11	04/12/12	M & J ELECTRICAL CONTRACTORS CORP.	163711	700	A1	1,254,400	1,254,400	911,089	911,089	Y	40		13
12/20/06	04/13/08	M & J ELECTRICAL CONTRACTORS CORP.	125429	700	A1	1,360,000	1,706,579	113,832	1,706,579	Y	40		7
01/07/99	05/01/99	M. MAROPAKIS CARPENTRY, INC.	63873	600	A1	1,630,000	2,220,605	0	2,206,734	Y	40		
08/27/07	07/27/09	M.A. ANGELIADES, INC.	131005	600	A1	32,456,000	35,763,885	2,019,580	35,763,885	Y	41		2
06/11/10	12/01/10	M.K.S. PLUMBING CORP.	154828	805	A1	75,000	118,842	47,563	118,842	Y	28		5
12/10/10	06/03/11	MARCHUSKA BROTHERS CONSTRUCTION, LLC	158832	600	A1	618,000	628,829	595,152	595,152	Y	28		6
02/28/12	10/31/12	MARIC PLUMBING & HEATING, INC.	167583	MEC	A1	1,419,521	1,419,521	0	0	Y	28		14
04/11/09		MARIC PLUMBING & HEATING, INC.	144956	803	A1	2,849,000	3,383,220	729,948	2,111,209	Y	33		4
05/27/10	10/31/10	MARIC PLUMBING & HEATING, INC.	154472	804	A1	258,500	289,062	15,166	289,062	Y	40		8
02/16/11	08/01/11	MARK CERRONE INC.	160312	906	A1	1,678,784	1,813,784	1,559,188	1,559,188	Y	28	X	7
05/04/11	08/10/11	MARK CERRONE INC.	162021	906	A1E	483,366	513,253	462,354	462,354	Y	52	X	3
06/09/10	12/31/10	MARPAT CONSTRUCTION CORP.	154774	615	A1	1,035,410	1,035,410	193,531	976,860	Y	40		30
07/18/11	11/15/11	MARPAT CONSTRUCTION CORP.	163522	615	A1	647,550	647,550	553,465	553,465	Y	41		12
01/25/12	01/25/12	MARSH USA INC.	167003	85230	E	21,000	21,000	4,500	4,500	Y	52		
02/02/12	02/02/12	MARSH USA INC.	167091	85230	E	15,000	15,000	4,500	4,500	Y	52		
02/15/12	02/15/12	MARSH USA INC.	167351	85230	E	13,500	13,500	1,500	1,500	Y	28		
02/17/12	02/17/12	MARSH USA INC.	167430	85230	E	10,000	10,000	1,500	1,500	Y	52		
02/22/12	02/22/12	MARSH USA INC.	167461	81050	A2	179,303	124,777	98,836	98,836	N	20		
03/08/11	03/08/11	MARSH USA INC.	160619	81050	A2	152,105	117,714	107,167	107,167	Y	20		
03/31/10	04/13/10	MARSH USA INC.	153476	85230	E	3,000	31,500	7,500	31,500	Y	52		
05/04/11	05/04/11	MARSH USA INC.	162037	85230	E	24,000	24,000	15,000	15,000	Y	52		
05/04/11	05/04/11	MARSH USA INC.	162044	85230	E	6,000	6,000	6,000	6,000	Y	52		
05/10/11	05/10/11	MARSH USA INC.	162162	85230	E	9,000	9,000	6,000	6,000	Y	52		

Dormitory Authority - State of New York

Procurement Report  
 April 1, 2011 - March 31, 2012

Award Date	Complete Date	Contractor/Vendor	ContractID	Comm/ Service	Award Code	Original Encum. Value	Current Encum. Value	Fiscal Period Payments	Payments To-Date	NYS	Prog.	MWBE	Bids
06/10/10	06/10/10	MARSH USA INC.	154807	85230	E	10,000	22,000	7,500	19,500	Y	52		
07/20/11	07/20/11	MARSH USA INC.	163632	85230	E	13,500	16,500	13,500	13,500	Y	28		
07/28/10	07/28/10	MARSH USA INC.	155921	85230	E	19,500	21,000	9,000	21,000	Y	52		
08/05/11	08/05/11	MARSH USA INC.	163913	85230	E	36,000	36,000	3,000	3,000	Y	52		
08/05/11	08/05/11	MARSH USA INC.	163947	85230	E	22,500	22,500	3,000	3,000	Y	52		
08/10/11	08/10/11	MARSH USA INC.	163990	85230	E	39,000	39,000	10,500	10,500	Y	52		
08/12/09	08/12/09	MARSH USA INC.	148104	85230	E	1,600	33,000	9,000	21,000	Y	52		
08/31/10	08/31/10	MARSH USA INC.	156664	85230	E	19,500	19,500	9,000	19,500	Y	52		
08/31/10	08/31/10	MARSH USA INC.	156670	85230	E	16,500	24,000	13,500	24,000	Y	52		
10/15/09	10/15/09	MARSH USA INC.	149527	85230	A2	1,700	45,000	7,500	40,500	Y	52		
11/18/11	11/18/11	MARSH USA INC.	165846	85230	E	6,500	6,500	3,000	3,000	Y	52		
03/25/02	01/30/04	MARTIN ASSOCIATES, INC.	87076	804	A1	13,279,000	15,021,832	0	15,018,545	Y	33		
07/18/11	02/01/13	MASTERPIECE US INC.	163526	600	A1	1,049,000	1,049,000	250,164	250,164	Y	28		7
12/30/11	10/15/12	MATCO ELECTRIC CORPORATION	166573	700	A1	25,400	25,400	0	0	Y	28		6
11/18/10	02/28/12	MAZONE PLUMBING & HEATING INC.	158355	805	A1	468,475	472,166	428,069	428,069	Y	28		7
09/09/09	10/30/09	MAZUR CONSTRUCTION INC.	148742	600	A1	381,459	619,718	38,786	619,718	Y	28		2
02/18/00	10/01/00	MBL CONTRACTING CORP.	70746	600	A1	378,785	575,002	28,750	575,002	Y	33		
03/29/11	03/29/11	MCCARTHY JAMES F.	161123	82090	C	119,000	119,000	119,000	119,000	Y	28		
10/12/11	11/16/11	MCGINNIS NELSON CONSTRUCTION	165074	600	A1	248,700	248,700	140,695	140,695	Y	28		5
04/03/09	08/25/09	MCS REMEDIAL SERVICES, INC.	144571	600	A1	172,300	172,300	0	166,139	Y	28		2
09/12/08	12/31/09	MD CONSTRUCTORS LLC	139830	700	A1	7,920,000	8,856,508	814,693	8,265,415	Y	33		6
09/12/08	12/31/09	MD CONSTRUCTORS LLC	139831	700	A1	7,920,000	9,586,302	890,915	9,080,912	Y	33		5
08/25/09	11/18/10	MEC-CON ASSOCIATES, INC.	148372	800	A1	310,000	339,865	86,422	297,188	Y	41	X	7
09/15/08	05/03/09	MEC-CON ASSOCIATES, INC.	139892	MEC	A1	999,500	1,061,450	56,208	1,061,450	Y	28	X	10
11/16/00	08/31/03	MECHANICAL CONSTRUCTION CORP.	76736	800	A1	13,977,777	18,520,440	0	18,452,854	Y	32		
04/12/04	05/29/05	MEDCO ELECTRIC INC.	101260	700	A1	443,000	431,248	0	416,480	Y	40	X	
05/06/04	07/05/05	MEDCO ELECTRIC INC.	104480	700	A1	1,779,000	2,215,615	0	2,049,332	Y	28	X	
05/23/00	03/09/01	MEDCO ELECTRIC INC.	73341	700	A1	1,477,000	2,635,033	0	2,577,993	Y	40	X	
11/15/02	03/15/07	METROPOLIS A.C. CORP.	91880	804	A1	154,600	152,104	0	124,633	Y	40	X	
05/29/08	12/31/09	METROPOLITAN STEEL INDUSTRIES INC.	137212	617	A1	3,204,400	3,348,880	126,046	3,179,118	Y	40		3
12/31/08	08/31/09	METROPOLITAN STEEL INDUSTRIES INC.	142259	600	A1	9,691,895	10,077,564	0	8,710,236	Y	33		5
03/29/12	03/31/12	MID-STATE INDUSTRIES, LTD.	168139	600	A1	187,111	0	0	0	Y	28		5
06/07/11	08/01/11	MID-STATE INDUSTRIES, LTD.	162671	615	A1	458,811	496,907	471,587	471,587	Y	52		2
07/09/09	12/15/09	MID-STATE INDUSTRIES, LTD.	147279	615	A1	788,811	847,564	83,933	847,564	Y	28		3
08/11/10	08/15/11	MID-STATE INDUSTRIES, LTD.	156313	615	A1	1,048,000	1,107,174	296,718	1,012,410	Y	28		5
10/08/10	12/30/10	MID-STATE INDUSTRIES, LTD.	157432	600	A1	82,317	95,101	16,900	95,101	Y	28		3

Award Date	Complete Date	Contractor/Vendor	ContractID	Comm/ Service	Award Code	Original Encum. Value	Current Encum. Value	Fiscal Period Payments	Payments To-Date	NYS	Prog.	MWBE	Bids
12/28/10	10/01/10	MID-STATE INDUSTRIES, LTD.	159136	600	A1	312,000	312,000	312,000	312,000	Y	21		4
09/12/08	12/11/08	MILESTONE ENVIRONMENTAL CORP	139871	GEN	A1	679,000	741,996	0	697,030	Y	33		14
11/06/09	12/01/10	MINELLI CONSTRUCTION CO., INC.	150016	600	A1	9,914,550	11,352,385	3,568,082	10,462,500	Y	40		6
06/15/09	11/24/10	MONPAT CONSTRUCTION INC.	146676	615	A1	1,764,000	1,829,387	1,016,404	1,716,858	Y	41	X	5
10/24/08	07/21/09	MONPAT CONSTRUCTION INC.	140918	GEN	A1	423,000	421,713	0	323,332	Y	40	X	13
08/19/11	05/01/12	MSR ELECTRICAL CONSTRUCTION CORP.	164170	700	A1	699,000	699,000	0	0	Y	41	X	17
12/22/03	08/15/05	MURNANE BUILDING CONTRACTORS	101107	600	A1	12,441,200	12,756,346	225,000	12,756,346	Y	52		
01/11/12	07/14/12	MURNANE BUILDING CONTRACTORS, INC.	166779	600	A1E	1,811,300	1,811,300	175,448	175,448	Y	52		5
02/10/10	07/25/11	MURNANE BUILDING CONTRACTORS, INC.	152076	600	A1E	15,831,500	16,488,658	4,301,724	15,637,262	Y	52		10
05/16/08	09/01/08	NAC INDUSTRIES INC.	136890	600	A1	738,900	932,909	11,650	884,344	Y	40		5
08/27/07	06/22/08	NAC INDUSTRIES INC.	130969	600	A1	167,900	239,980	21,882	239,980	Y	40		4
01/23/12	06/29/12	NAGAN CONSTRUCTION INC.	166961	600	A1	329,000	329,000	0	0	Y	28		12
01/27/10	12/14/10	NAGAN CONSTRUCTION INC.	151738	600	A1	1,423,000	1,628,390	692,875	1,532,579	Y	33		29
06/08/10	02/16/11	NAGAN CONSTRUCTION INC.	154741	GEN	A1	2,106,605	2,903,375	1,848,718	2,698,144	Y	40		9
06/15/06	12/11/07	NAGAN CONSTRUCTION INC.	121401	600	A1	1,915,000	2,860,968	5,106	2,860,968	Y	28		8
06/03/09	02/10/12	NATIONAL ENVIRONMENTAL SAFETY CO., INC.	146458	600	A1	18,339,000	19,133,265	7,712,433	15,386,737	Y	41		5
08/16/11	08/16/11	NATIONAL GRID	164114	91030	C	42,752	42,752	42,752	42,752	Y	52		
05/24/07	11/04/09	NATIONAL RAILROAD PASSENGER CORPORATI	129061	85000	E	704,135	2,109,135	10,548	2,084,512	N	40		1
12/08/11	03/31/12	NELCORP ELECTRICAL CONTRACTING CORP.	166157	700	A1	354,500	354,500	0	0	Y	28		7
02/13/12	10/31/12	NEW BRITAIN ROOFING CO., INC.	167257	615	A1	851,000	851,000	0	0	Y	28		7
11/08/07	05/26/10	NEW ENGLAND CONSTRUCTION CO., INC.	132563	COS	A1	4,787,800	5,322,150	2,831,347	4,850,178	Y	40	X	1
03/22/07	03/21/09	NEW YORK CONCRETE CORP.	127456	603	A1	14,222,722	14,375,070	271,122	13,613,400	Y	40	X	
08/07/08	03/20/09	NEW YORK CONCRETE CORP.	138997	600	A1	10,494,800	10,968,566	97,131	10,348,416	Y	33	X	4
01/04/12	01/04/12	NEW YORK POWER AUTHORITY	166671	38789	C	9,872,557	9,872,557	9,872,557	9,872,557	Y	41		
03/14/12	03/14/12	NEW YORK POWER AUTHORITY	167817	38789	C	10,325,485	10,325,485	10,325,485	10,325,485	Y	41		
04/17/03	07/01/03	NIRMAN CONSTRUCTION, INC.	95420	600	A1	294,440	329,317	16,466	329,317	Y	40		
08/26/11	07/31/12	NOBLE CRAFT CONSTRUCTION LLC	164269	600	A1	358,830	485,754	392,135	392,135	Y	28		4
02/22/11	02/16/15	NORTH STAR MECHANICAL CORP.	160380	804	A1	3,577,000	3,577,000	421,168	421,168	Y	32	X	13
06/15/09	11/29/11	NORTH STAR MECHANICAL CORP.	146700	600	A1	3,017,000	3,091,765	1,101,727	2,787,210	Y	41	X	9
01/20/10	07/19/10	NORTHEAST CONSTRUCTION SERVICES, INC.	151616	600	A1E	4,459,000	4,831,579	48,316	4,831,579	Y	52		7
03/10/10	08/13/10	NORTHEAST CONSTRUCTION SERVICES, INC.	152670	600	A1E	711,580	746,511	57,827	746,511	Y	52		4
05/10/10	08/13/10	NORTHEAST CONSTRUCTION SERVICES, INC.	154061	600	A1	282,900	287,124	14,784	287,124	Y	52		2
03/15/12	08/17/12	NORTHEASTERN INSULATION CO,INC	167891	615	A1	824,428	0	0	0	Y	52		8
04/22/05	07/15/05	NOUVEAU ELEVATOR INDUSTRIES	112451	905	A1	636,574	756,450	0	718,627	Y	33		
06/21/10	04/22/11	NURZIA CONSTRUCTION CORPORATION	154993	600	A1	429,000	502,688	171,995	502,688	Y	28		6
08/30/11	05/01/12	O & D ASSOCIATES LLC D/B/A O & D BUILDER	164321	600	A1	1,372,000	1,372,000	406,182	406,182	Y	41		31

Award Date	Complete Date	Contractor/Vendor	ContractID	Comm/ Service	Award Code	Original Encum. Value	Current Encum. Value	Fiscal Period Payments	Payments To-Date	NYS	Prog.	MWBE	Bids
10/19/09	08/31/10	O & D ASSOCIATES LLC D/B/A O & D BUILDER	149581	600	A1	1,471,050	1,645,560	76,116	1,548,516	Y	33		14
06/08/09	08/15/10	O'CONNELL ELECTRIC COMPANY INC.	146558	803	A1	1,624,555	1,823,705	100,041	1,809,956	Y	52		4
06/25/10	12/15/10	O'CONNELL ELECTRIC COMPANY INC.	155151	700	A1	386,000	552,423	134,572	454,722	Y	28		6
09/27/10	03/31/11	O'CONNELL ELECTRIC COMPANY INC.	157142	700	A1	977,806	1,048,508	210,475	996,083	Y	28		2
09/08/10	04/30/11	OLIVEIRA CONTRACTING INC.	156757	SIT	A1	799,999	1,305,142	1,044,693	1,203,648	Y	41		9
02/11/03	02/01/06	OLYMPIC PLUMBING & HEATING CORP	93710	805	A1	4,842,700	6,583,338	65,833	6,583,338	Y	33		
07/15/09	06/02/11	OLYMPIC PLUMBING & HEATING SERVICES INC	147484	805	A1	650,000	658,715	118,966	405,382	Y	32		6
01/05/04	05/29/05	OMEGA CONSTRUCTION CORP.	101285	900	A1	295,000	507,494	0	460,993	Y	40		
06/11/10	12/31/11	OMEGA SERVICE MAINTENANCE CORPORATIO	154827	MEC	A1	944,902	1,026,000	853,797	929,072	Y	41	X	8
10/31/06	03/24/08	OWEN STEEL COMPANY, INC.	124301	617	A1	33,878,000	37,966,352	2,110,208	37,868,115	Y	40		3
04/12/11	08/01/13	PAC & ASSOCIATES OF OSWEGO, INC.	161638	600	A1E	3,250,000	3,261,396	493,748	493,748	Y	52		5
07/17/09	11/09/12	PACE PLUMBING CORP.	147581	805	A1	11,950,000	13,488,974	2,483,166	6,513,411	Y	33		6
12/14/94	04/14/95	PAK AMERICAN CONST & MECH CO	51393	800	A1	229,786	229,786	0	136,962	Y	40		
08/24/06	08/25/07	PAL ENVIRONMENTAL SAFETY CORP.	123078	600	A1	16,313,000	23,161,741	135,264	22,728,501	Y	41		4
04/15/08	01/25/10	PATRICIA ELECTRIC, INC.	135925	ELC	A1	1,260,000	1,470,165	5,440	1,470,165	Y	28		4
05/29/07	08/10/07	PATRICK DEVELOPMENT, INC.	129112	600	A1	1,317,500	1,123,830	223,388	1,113,013	Y	52		7
09/20/11	09/20/11	PAUL B KOERTS PROFESSIONAL LAND SURVE	164671	82080	C	5,040	5,040	5,040	5,040	Y	28		
08/11/10	04/22/11	PEARL RIVER PLUMBING,HTG & ELECT,INC DB	156326	805	A1	86,750	90,751	27,915	90,751	Y	28		2
08/18/10	03/31/11	PEARL RIVER PLUMBING,HTG & ELECT,INC DB	156483	805	A1	186,700	226,151	175,017	226,151	Y	28		6
09/15/09	08/30/10	PEARL RIVER PLUMBING,HTG & ELECT,INC DB	148808	804	A1	788,732	901,544	99,038	800,410	Y	28		11
09/16/09	08/30/10	PEARL RIVER PLUMBING,HTG & ELECT,INC DB	148809	805	A1	432,480	548,524	90,790	448,165	Y	28		9
11/19/07	04/30/09	PEARL RIVER PLUMBING,HTG & ELECT,INC DB	132785	804	A1	4,968,868	5,730,733	35,531	5,730,733	Y	28		7
05/31/11	08/12/11	PEN ENTERPRISES, INC.	162522	901	A1	1,990,000	1,990,000	1,570,409	1,570,409	Y	33		8
08/21/08	12/31/09	PEN ENTERPRISES, INC.	139419	MEC	A1	2,000,000	2,904,501	372,564	2,759,276	Y	33		5
07/26/10	12/01/10	PEPE CONSTRUCTION COMPANY INC.	155865	600	A1	420,900	589,292	238,907	535,582	Y	28		5
07/30/10	12/09/10	PEPE CONSTRUCTION COMPANY INC.	155977	600	A1	481,500	522,915	93,926	455,184	Y	28		5
05/26/10	09/15/10	PETCOSKY & SONS PLUMBING AND HEATING I	154428	600	A1	213,890	243,281	37,492	243,281	Y	28		2
06/13/11	11/30/11	PETCOSKY & SONS PLUMBING AND HEATING I	162847	805	A1	158,207	141,242	133,212	133,212	Y	28		3
09/26/11	02/28/12	PETCOSKY & SONS PLUMBING AND HEATING I	164775	805	A1	537,713	538,403	270,655	270,655	Y	28		3
05/19/08	03/05/10	PETER J. CATANZARO INC.	136918	700	A1	196,704	196,704	14,466	196,704	Y	28		2
01/03/12	10/15/12	PICCIRILLI-SLAVIK & VINCENT PLUMBING &	166597	800	A1	1,342,000	1,342,000	42,328	42,328	Y	28		3
02/10/11	08/10/11	PICONE CONSTRUCTION CORP.	160089	600	A1	3,775,000	3,797,675	3,405,070	3,405,070	Y	52		9
07/01/10	01/05/11	PICONE CONSTRUCTION CORP.	155244	600	A1	453,000	540,766	114,665	537,056	Y	28		9
08/18/11	05/01/12	PLANET MECHANICAL CORP.	164161	800	A1	794,881	794,881	225,384	225,384	Y	41		16
05/21/99	11/20/00	PLATO GENERAL CONST CORP/EMCO TECH C	66441	600	A1	19,902,000	26,405,525	0	26,150,015	Y	40		
12/20/11	12/31/12	PLAZA CONSTRUCTION GROUP INC.	166398	600	A1	850,000	850,000	0	0	Y	40	X	21

Award Date	Complete Date	Contractor/Vendor	ContractID	Comm/ Service	Award Code	Original Encum. Value	Current Encum. Value	Fiscal Period Payments	Payments To-Date	NYS	Prog.	MWBE	Bids
08/23/91	04/23/94	POLERA BUILDING CORPORATION	51296	600	A	16,896,864	21,147,834	0	20,784,106	Y	40		
04/17/09	12/03/09	POSILICO CIVIL INC	145049	600	A1	3,426,600	4,048,468	20,189	4,048,468	Y	41		14
02/10/00	02/10/02	POSITIVE ELECTRICAL ASSOC., INC	70878	700	A1	688,000	704,942	0	630,745	Y	40		
07/09/03	12/30/04	POSITIVE ELECTRICAL ASSOC., INC	97494	700	A1	1,247,000	1,475,291	0	1,255,444	Y	28		
10/18/11	03/30/12	POWER WITH PRESTIGE INC.	165157	700	A1	348,000	348,000	85,738	85,738	Y	28		2
10/23/08	12/07/08	PREFERRED BUILDERS, INC.	140894	600	A1	6,975,000	9,241,833	0	8,335,536	Y	40		2
05/14/08	11/13/09	PREMIER ELECTRICAL CONTRACTORS, INC.	136850	700	A1	258,000	250,916	13,971	250,916	Y	28		3
02/17/04	06/16/04	PROGRESSIVE ROOFING, INC.	101961	600	A1	425,470	425,262	22,965	425,262	Y	28		
10/26/05	06/23/06	PRP MECHANICAL CONTRACTORS INC	116779	800	A1	166,828	175,600	8,822	166,820	Y	28		
04/02/02	01/30/04	PYRAMID FIRE PROTECTION, INC.	87221	803	A1	1,917,000	2,151,089	0	2,043,882	Y	33		
10/25/01	05/31/05	PYRAMID FIRE PROTECTION, INC.	84011	803	A1	3,687,000	4,329,224	0	4,261,851	Y	32		
04/05/02	01/30/04	QNCC ELECTRICAL CONTRACTING CORP.	87349	700	A1	14,913,798	17,440,884	0	17,183,492	Y	33		
07/14/09	06/02/11	QUENZER ELECTRIC SYSTEMS INC.	147456	700	A1	2,309,601	2,576,939	202,442	1,765,843	Y	32		9
04/16/09	02/15/10	R. MARIC PIPING, INC.	145022	600	A1E	5,912,000	7,839,069	543,430	7,839,069	Y	40		4
05/08/08	09/01/08	R. MARIC PIPING, INC.	136649	800	A1	987,000	1,167,786	60,764	1,167,786	Y	40		8
05/21/08	05/21/09	R. MARIC PIPING, INC.	137038	804	A1	1,322,000	1,501,006	129,401	1,501,006	Y	41		15
08/07/08	12/01/09	R. MARIC PIPING, INC.	139006	MEC	A1	8,342,000	9,680,829	626,260	9,574,182	Y	55		5
03/17/10	08/03/11	R.A.M.S MECHANICAL INC.	152845	800	A1	2,532,000	2,861,925	551,999	2,136,727	Y	40	X	5
07/23/07	05/18/08	R.A.M.S MECHANICAL INC.	130302	901	A1	91,000	104,593	18,277	104,593	Y	40	X	1
07/23/07	05/18/08	R.A.M.S MECHANICAL INC.	130306	800	A1	92,000	154,836	10,623	154,836	Y	40	X	3
12/11/07	09/06/08	R.A.M.S MECHANICAL INC.	133100	800	A1	635,000	771,126	47,300	771,126	Y	41	X	12
05/05/09	08/07/09	R.W. CONSTRUCTION, INC.	145615	600	A1	872,113	975,114	49,801	975,114	Y	52		7
06/06/11	11/15/11	R.W. CONSTRUCTION, INC.	162651	600	A1	635,000	635,000	538,968	538,968	Y	28		6
02/16/11	03/01/11	RESPLANDECER INC.	160300	71008	A1	6,600	6,600	1,760	1,760	Y	41	X	
03/27/12	08/31/12	RICHARD E. ALEXANDER CO. INC.	168119	600	A1	292,240	0	0	0	Y	28		7
02/21/06	10/03/08	RICHARDS PLUMBING & HEATING CO. INC.	119034	805	A1	6,624,550	9,384,638	21,114	9,384,638	Y	33		
04/03/07	11/01/08	RICHARDS PLUMBING & HEATING CO. INC.	127669	805	A1	3,760,000	3,840,330	0	3,519,767	Y	28		8
04/16/07	09/02/09	RICHARDS PLUMBING & HEATING CO. INC.	128146	805	A1	6,240,000	7,889,815	543,407	7,837,994	Y	41		3
05/18/06	03/31/08	RIDLEY ELECTRIC CO., INC.	121138	700	A1	4,875,000	5,796,013	0	5,682,336	Y	21		5
10/13/11	07/15/13	RIDLEY ELECTRIC CO., INC.	165098	700	A1	2,957,000	2,957,000	193,548	193,548	Y	28		3
01/12/10	04/01/10	RJR MECHANICAL INC.	151437	800	A1	574,000	678,478	45,456	678,478	Y	28		4
02/26/09	02/26/10	RJR MECHANICAL INC.	143582	MEC	A1	3,225,000	3,585,830	171,984	3,473,472	Y	33		10
03/19/09	05/13/10	RJR MECHANICAL INC.	144204	800	A1	1,144,000	1,285,327	77,410	1,215,361	Y	33		10
03/23/07	12/10/09	RJR MECHANICAL INC.	127485	800	A1	19,300,000	20,870,859	806,756	20,545,273	Y	41		6
04/03/07	11/01/08	RJR MECHANICAL INC.	127688	800	A1	3,135,000	3,491,493	121,966	3,264,128	Y	28		5
12/05/06	03/29/08	RJR MECHANICAL INC.	125092	800	A1	1,349,000	1,606,038	106,514	1,525,737	Y	40		12

Award Date	Complete Date	Contractor/Vendor	ContractID	Comm/ Service	Award Code	Original Encum. Value	Current Encum. Value	Fiscal Period Payments	Payments To-Date	NYS	Prog.	MWBE	Bids
05/20/08	07/31/08	RND SERVICES, INC.	136998	SIT	A1	679,679	1,018,577	62,257	942,957	Y	33		4
05/07/04	12/21/07	ROCON PLUMBING & HEATING INC.	104527	805	A1	765,000	904,648	0	903,562	Y	28		
08/06/08	12/01/09	ROCON PLUMBING & HEATING INC.	138955	805	A1	2,688,000	3,194,340	461,572	3,159,922	Y	55		3
10/17/05	03/26/07	ROCON PLUMBING & HEATING INC.	116581	805	A1	698,000	766,880	0	725,496	Y	28		
12/11/07	09/06/08	ROCON PLUMBING & HEATING INC.	133102	805	A1	114,642	129,026	0	122,575	Y	41		5
02/14/12	12/28/13	ROK-BUILT CONSTRUCTION INC.	167279	600	A1E	3,879,697	3,879,697	0	0	Y	52		4
06/19/06	12/31/07	ROLAND'S ELECTRIC INC.	121399	700	A1	571,250	1,075,609	6,524	1,075,609	Y	28		9
03/09/11	10/31/11	RONDOUT ELECTRIC INC.	160640	700	A1	276,800	359,772	334,706	334,706	Y	28		7
08/17/11	07/31/12	RONDOUT ELECTRIC INC.	164132	700	A1	46,500	46,500	23,411	23,411	Y	28		4
12/03/07	04/30/09	RONDOUT ELECTRIC, INC.	132952	700	A1	3,736,322	4,266,520	0	4,049,645	Y	28		4
09/15/11	09/15/11	ROSE & KIERNAN INC.	164540	81050	A2	29,081	16,119	16,119	16,119	Y	20		
02/12/04	05/12/04	RUSMAR ENVIRONMENTAL CORP.	102264	600	A1	231,000	231,000	0	226,625	Y	52	X	
12/04/09	08/01/10	S & L ELECTRIC, INC.	150704	803	A1	303,270	311,040	15,552	311,040	Y	52		3
01/09/03	08/15/04	S.J. ELECTRIC, INC.	92028	700	A1	1,374,000	1,408,757	20,589	1,293,446	Y	28		
07/13/05	01/09/06	SAHOTA GENERAL CONSTRUCTION INC.	114513	600	A1	508,833	532,010	0	456,981	Y	28	X	
01/13/10	12/14/10	SAJIUN ELECTRIC, INC.	151478	700	A1	549,000	597,708	218,993	567,424	Y	33	X	18
02/22/11	02/16/15	SAJIUN ELECTRIC, INC.	160371	700	A1	4,112,000	4,112,000	556,337	556,337	Y	32	X	10
03/19/09	05/06/10	SAJIUN ELECTRIC, INC.	144207	700	A1	1,831,000	2,203,272	171,025	2,089,609	Y	33	X	11
07/03/08	12/31/09	SAJIUN ELECTRIC, INC.	138142	ELC	A1	1,947,000	2,227,035	146,454	2,227,035	Y	33	X	7
08/21/08	12/31/09	SAJIUN ELECTRIC, INC.	139414	700	A1	3,870,000	4,379,122	227,972	4,379,122	Y	33	X	6
09/07/11	04/14/14	SAJIUN ELECTRIC, INC.	164423	700	A1	2,217,000	2,217,000	42,750	42,750	Y	33	X	9
03/17/09	03/17/10	SATELLITE PLUMBING CORP.	144112	804	A1	254,900	383,060	6,897	363,907	Y	33		5
03/08/12	08/31/12	SCHARF PLUMBING & HEATING INC.	167736	805	A1	115,500	115,500	0	0	Y	28		2
01/24/11	05/16/11	SCHNECK'S TREE REMOVAL INC.	159696	SIT	A1	161,000	163,735	163,735	163,735	Y	28		8
04/08/10	04/30/12	SCHNEIDER ELECTRIC BUILDINGS AMERICAS I	153346	700	A1	1,825,000	1,961,705	1,068,497	1,520,228	Y	41		3
09/11/09	05/31/10	SCHULER-HAAS ELECTRIC CORP.	148786	700	A1	745,900	788,773	8,414	749,144	Y	28		8
12/29/10	06/03/11	SCHULER-HAAS ELECTRIC CORP.	159172	700	A1	26,700	28,560	24,422	24,422	Y	28		6
03/26/12	06/15/13	SCOTT LAWN YARD INC.	168080	SIT	A1	3,545,000	0	0	0	Y	28	X	9
04/26/10	08/06/10	SCRIBA ELECTRIC INC.	153820	803	A1	343,721	393,374	27,252	393,374	Y	52		2
02/04/08	07/19/11	SEA CREST CONSTRUCTION CORP.	134240	GEN	A1	61,567,000	69,578,098	26,779,573	62,799,990	Y	40		2
10/17/05	03/26/07	SEVEN STAR ELECTRICAL CONTRACTING COR	116579	700	A1	1,092,452	1,250,034	0	1,178,856	Y	28		
11/08/02	04/08/05	SEVEN STAR ELECTRICAL CONTRACTING COR	91799	700	A1	598,968	623,528	77,022	623,528	Y	32		
02/16/07	07/02/10	SIEMENS BUILDING TECHNOLOGIES, INC.	126630	702	A1	10,434,950	12,033,329	5,238,415	10,796,691	Y	40		
04/07/09	12/31/09	SIEMENS BUILDING TECHNOLOGIES, INC.	144391		B	817,435	817,435	48,855	551,108	Y	40		
06/22/06	06/25/06	SIEMENS BUILDING TECHNOLOGIES, INC.	121278	900	A1	3,079,459	3,340,573	158,117	3,340,573	Y	40		4
07/24/07	12/24/09	SIEMENS BUILDING TECHNOLOGIES, INC.	130331	702	A1	2,342,973	2,464,294	161,000	2,339,559	Y	40		1

Award Date	Complete Date	Contractor/Vendor	ContractID	Comm/ Service	Award Code	Original Encum. Value	Current Encum. Value	Fiscal Period Payments	Payments To-Date	NYS	Prog.	MWBE	Bids
09/23/09	04/01/10	SIERRA MECHANICAL CONTRACTING INC.	149024	804	A1	1,989,786	2,520,609	76,231	2,280,569	Y	33	X	6
09/27/11	12/30/11	SIGNS & DECAL CORP.	164781	619	A1	196,500	196,500	95,097	95,097	Y	40	X	
06/11/10	12/01/10	SIMPLEXGRINNELL LP	154839	901	A1	47,995	47,995	47,995	47,995	Y	28		2
12/07/09	12/20/11	SIRINA FIRE PROTECTION CORP.	150713	803	A1	797,600	863,443	163,135	736,034	Y	41	X	7
02/04/11	08/12/11	SKANEX PIPE SERVICES INC.	159964	600	A1	68,500	68,500	65,075	65,075	Y	52		3
04/30/10	04/01/11	SLADE INDUSTRIES, INC.	153942	905	A1	1,769,000	1,883,682	1,089,753	1,598,858	Y	33		5
03/12/01	03/01/03	SMI-OWEN STEEL COMPANY	78798	600	A1	27,850,000	30,975,219	0	30,678,007	Y	32		
03/30/10	08/13/10	SMITH BROTHERS CONSTRUCTION COMPANY,	153111	600	A1	261,800	235,777	61,431	235,777	Y	52		13
05/31/11	11/16/12	SOIL SOLUTIONS INC.	162532	600	A1	6,248,000	8,137,158	5,971,708	5,971,708	Y	28		7
10/24/07	04/30/09	SRI FIRE SPRINKLER CORP.	132144	803	A1	398,400	508,826	55,506	508,826	Y	28		5
02/24/10	08/08/10	SSM&RC INC.D/B/A SPRING SHEET METAL & RO	152354	GEN	A1	655,580	897,379	49,619	897,379	Y	52		6
06/22/10	10/15/10	STAMFORD WRECKING CO.	155078	501	A1	1,066,200	1,084,945	522,975	1,084,945	Y	28		11
01/19/11	10/31/12	STANLEY JASINSKI D/B/A BLUE DIAMOND SEPT	159606	35504	A1	5,000	6,500	4,830	5,250	Y	52		
03/17/09	10/31/09	STARCOM COMMUNICATIONS SERVICES, INC.	143450		A1	689,614	1,237,766	61,888	1,237,766	Y	41		
02/27/09	11/08/09	STASI/DALLAS ELECTRICAL CONTRACTING INC	143632	700	A1	489,000	528,721	27,651	528,721	Y	40		3
11/05/09	04/01/10	STASI/DALLAS ELECTRICAL CONTRACTING INC	149998	700	A1	177,000	222,813	12,825	167,497	Y	33		7
12/11/07	09/06/08	STASI/DALLAS ELECTRICAL CONTRACTING INC	133101	700	A1	444,000	503,347	0	478,180	Y	41		7
07/15/08	05/16/09	STELLMAR PLUMBING & MECHANICAL CORP.	138445	805	A1	134,930	146,132	7,307	146,132	Y	28		4
09/25/09	11/29/11	STELLMAR PLUMBING & MECHANICAL CORP.	146873	805	A1	937,900	1,026,973	175,621	779,460	Y	41		8
10/19/09	08/31/10	STELLMAR PLUMBING & MECHANICAL CORP.	149584	805	A1	429,370	520,939	63,439	494,655	Y	33		6
05/02/05	03/29/06	STEVE GENERAL CONTRACTOR, INC.	112657	600	A1	2,666,000	3,292,185	24,917	3,292,185	Y	28	X	
02/04/00	09/01/02	STIVAN PLUMBING & HTG., INC.	70666	805	A1	1,750,000	2,109,381	0	1,994,852	Y	40		
09/24/03	09/23/04	STONEWALL CONTRACTING CORP.	99019	600	A1	9,418,755	12,316,861	3,701	12,316,861	Y	33	X	
12/18/01	08/20/04	STONEWALL CONTRACTING CORP.	84873	600	A1	29,927,792	33,502,310	1,304,454	32,664,752	Y	32	X	
03/08/12	08/01/12	STREETER ASSOCIATES, INCORPORATED	167733	901	A1	719,000	719,000	0	0	Y	52		1
03/18/11	08/01/11	STREETER ASSOCIATES, INCORPORATED	160898	600	A1	524,000	547,987	547,987	547,987	Y	52		4
12/21/10	09/30/11	STRUCTURAL CONTRACTING SERVICES INC.	158407	SIT	A1	1,488,000	1,520,348	1,264,725	1,264,725	Y	32		14
02/24/10	08/31/11	STRUCTURAL PRESERVATION SYSTEMS, LLC	152343	600	A1	12,040,407	12,954,854	2,521,087	8,922,128	Y	40		6
08/11/09	12/31/10	SUMMIT CONSTRUCTION SERVICES GROUP, IN	148090	610	A1E	2,907,000	2,973,278	1,270,692	2,816,014	Y	52		3
12/11/07	09/06/08	SUMMIT CONSTRUCTION SERVICES GROUP, IN	133099	600	A1	3,616,000	3,673,020	0	3,464,845	Y	41		8
09/21/07	01/19/08	SUMMIT DEVELOPMENT CORP D/B/A SUMMIT	131488	610	A1	728,302	599,815	36,546	599,815	Y	40		5
03/01/11	12/31/11	SUNDEEP CONSTRUCTION COMPANY, INC.	160487	600	A1	1,049,848	1,049,848	608,199	608,199	Y	41		22
03/15/11	03/31/12	SUNDEEP CONSTRUCTION COMPANY, INC.	160812	600	A1	1,898,624	1,944,097	1,473,150	1,473,150	Y	40		30
07/11/05	02/06/06	SUNDEEP CONSTRUCTION COMPANY, INC.	114331	600	A1	309,000	397,132	0	393,062	Y	28	X	
09/10/09	12/04/10	T & R ALARM SYSTEMS INC	148772	700	A1	496,597	609,949	155,627	571,780	Y	41		6
12/22/05	06/09/08	T & R ALARM SYSTEMS INC	117993	700	A1	1,733,500	2,275,684	0	2,266,657	Y	40		

Award Date	Complete Date	Contractor/Vendor	ContractID	Comm/ Service	Award Code	Original Encum. Value	Current Encum. Value	Fiscal Period Payments	Payments To-Date	NYS	Prog.	MWBE	Bids
03/18/10	08/03/11	T&R ALARM & ELECTRIC SYSTEMS, INC.	152861	700	A1	834,049	1,039,707	295,649	737,909	Y	40		3
02/06/12	08/10/12	T. MCELLIGOTT INC.	167135	800	A1	428,900	428,900	0	0	Y	52		5
09/12/08	11/11/09	T. MORIARTY & SON, INC.	139851	600	A1	22,836,700	23,393,409	25,249	22,223,739	Y	32		3
01/17/07	05/11/08	T.A. AHERN CONTRACTORS CORP.	125965	600	A1	10,844,000	12,310,819	0	11,568,382	Y	40		4
03/10/03	12/24/05	T.A. AHERN CONTRACTORS CORP.	94329	600	A1	36,073,000	48,313,615	344,423	48,313,615	Y	33		
04/10/02	09/10/04	T.A. AHERN CONTRACTORS CORP.	87436	600	A1	23,944,000	32,321,131	867,489	32,321,131	Y	33		
06/21/02	02/28/05	T.A. AHERN CONTRACTORS CORP.	89176	600	A1	15,222,000	24,393,323	0	23,861,662	Y	40		
09/29/09	01/31/12	T.M. BIER & ASSOCIATES INC.	149141	800	A1	2,073,440	2,076,388	581,042	1,394,441	Y	33		6
10/28/08	10/28/09	TAC AMERICAS, INC.	141005	700	A1	1,647,465	2,217,726	340,081	1,913,132	Y	40		6
05/04/04	05/04/05	TADCO CONSTRUCTION CORP.	104364	600	A1	1,436,642	1,680,035	0	1,646,563	Y	41		
09/28/05	09/30/05	TADCO CONSTRUCTION CORP.	116204	600	A1	248,000	273,026	0	243,795	Y	33		
10/04/05	09/29/06	TADCO CONSTRUCTION CORP.	116281	600	A1	1,123,217	900,920	0	862,644	Y	28		
11/15/04	04/14/05	TADCO CONSTRUCTION CORP.	108548	600	A1	2,301,093	2,667,401	0	2,534,606	Y	33		
01/25/12	08/31/12	TAG MECHANICAL SYSTEMS, INC.	166994	804	A1	42,250	42,250	0	0	Y	28		3
09/30/08	12/31/09	TAP ELECTRICAL CONTRACTING SERVICE, INC.	140333	700	A1	7,646,363	8,525,785	393,215	8,434,839	Y	33		4
05/12/04	09/09/05	TCL CONTRACTORS CORPORATION	104631	600	A1	9,565,000	10,358,175	0	10,033,475	Y	28		
08/05/03	01/26/05	TCL CONTRACTORS CORPORATION	98042	600	A1	5,026,100	5,831,140	23,948	5,805,899	Y	28		
01/18/11	08/15/11	TEKTON CONTRACTING CORP	159593	600	A1	1,028,665	1,348,097	803,916	803,916	Y	40		26
04/03/09	07/20/10	TELENTOS CONSTRUCTION CORP.	144568	600	A1	1,200,312	1,239,410	0	1,114,228	Y	33		18
04/03/09	08/19/10	TELENTOS CONSTRUCTION CORP.	144569	600	A1	1,697,175	1,518,820	88,442	1,518,820	Y	33		17
11/17/08	02/15/10	TELENTOS CONSTRUCTION CORP.	141300	615	A1	1,324,382	1,305,232	81,589	1,305,232	Y	33		13
11/17/08	02/15/10	TELENTOS CONSTRUCTION CORP.	141361	615	A1	1,117,456	1,046,971	56,149	1,046,971	Y	33		19
07/18/03	01/08/05	TEMPERATURE SYSTEMS, INC.	97668	800	A1	1,194,000	1,451,685	0	1,371,122	Y	28		
06/22/09	03/31/10	TERRASAN ENVIRONMENTAL SOLUTIONS, INC.	146881	600	A1	1,840,000	2,076,133	108,025	1,880,890	Y	33		14
06/01/09	08/03/09	TESTA CONSTRUCTION INC	146380	600	A1	2,774,000	3,099,497	926,170	2,300,276	Y	52		2
10/14/03	12/19/04	THE LOSCO GROUP, INC.	99444	600	A1	5,954,000	6,283,749	0	6,264,049	Y	31		
04/15/11	08/10/11	THE PEYTON BARLOW CO., INC.	161698	600	A1	233,900	251,108	220,285	220,285	Y	52		7
02/03/06	07/28/07	THE PIKE COMPANY	118714	600	A1	11,626,000	12,892,624	119,309	12,892,624	Y	30		
06/08/11	05/31/12	THE URBAN GROUP, LTD.	162743	SIT	A1	889,500	889,500	24,864	24,864	Y	41	X	5
07/07/08	01/06/10	THE URBAN GROUP, LTD.	138176	600	A1	1,594,112	1,669,314	118,721	1,669,314	Y	28	X	
10/28/08	10/28/08	THE WEEKS-LERMAN GROUP, LLC.	140986	96070	A1	1,109	7,535	219	7,535	Y	40		
02/25/10	12/17/10	THYSSENKRUPP ELEVATOR	152368	GEN	A1	1,836,926	1,901,871	270,157	1,789,318	Y	40		
07/18/11	12/31/12	THYSSENKRUPP ELEVATOR	163562	905	A1	1,525,299	1,525,299	674,522	674,522	Y	40		2
10/24/07	10/23/10	THYSSENKRUPP ELEVATOR	132152	GEN	A1	8,874,999	9,032,775	1,353,142	7,950,981	Y	40		1
10/27/11	02/29/12	THYSSENKRUPP ELEVATOR	165313	905	A1	386,213	386,213	0	0	Y	40		
05/21/10	08/10/10	TITAN WRECKING & ENVIRONMENTAL, LLC	154352	906	A1	594,559	162,852	0	0	Y	52		4



Dormitory Authority - State of New York

Procurement Report  
 April 1, 2011 - March 31, 2012

Award Date	Complete Date	Contractor/Vendor	ContractID	Comm/ Service	Award Code	Original Encum. Value	Current Encum. Value	Fiscal Period Payments	Payments To-Date	NYS	Prog.	MWBE	Bids
08/13/10	03/31/11	TOUGHER INDUSTRIES ENTERPRISES, LLC	156415	804	A1	143,549	154,995	58,504	141,219	Y	28		6
04/03/01	03/15/03	TOUGHER INDUSTRIES, INC.	79017	804	A1	6,838,000	6,943,782	0	6,819,900	Y	28		
09/01/04	02/25/05	TOUGHER INDUSTRIES, INC.	106862	804	A1	456,945	464,956	0	441,708	Y	28		
04/23/98	11/12/98	TRATAROS CONSTRUCTION INC.	61094	600	A1	50,222,000	56,952,661	316,667	55,978,299	Y	40		
08/27/98	03/04/99	TRATAROS CONSTRUCTION INC.	61506	600	A1	24,140,000	30,937,926	0	29,915,106	Y	40		
03/16/11	08/01/11	TRIDENT CONSTRUCTION CORP	160830	600	A1	689,344	569,250	569,250	569,250	Y	52		9
07/18/08	05/19/09	TRI-RAIL CONSTRUCTION, INC.	138539	600	A1	1,034,110	1,050,329	47,729	1,050,329	Y	28		12
07/18/11	01/15/12	TRIVEDI CONSTRUCTION CORP.	163536	600	A1	415,000	424,773	390,735	390,735	Y	28		2
08/18/05	06/30/06	TROPIC CONSTRUCTION CORPORATION	114573	600	A1	585,000	578,697	28,935	578,697	Y	28		
10/08/09	08/31/10	TRYSTATE MECHANICAL, INC.	149377	804	A1	554,250	603,807	0	519,080	Y	33		8
02/23/10	12/31/10	TULGER CONSTRUCTION CORP.	152338	600	A1	490,623	609,243	38,230	609,243	Y	40		21
06/20/11	11/16/11	TW ELECTRICAL SERVICES INC	162940	700	A1	34,300	49,436	44,265	44,265	Y	28		3
03/14/12	08/10/12	TWEEDIE CONSTRUCTION SERVICE INC.	167828	SIT	A1	52,444	0	0	0	Y	52		7
10/20/09	01/15/10	USA GENERAL CONTRACTORS CORP.	149601	615	A1	952,580	983,624	24,424	924,625	Y	41		13
03/18/11	07/01/11	VENUS GROUP INC.	160894	615	A1	217,000	221,425	203,387	203,387	Y	40	X	9
04/09/08	04/09/08	VERIZON NEW YORK INC.	135811	96040	A1	5,000	9,471	528	9,471	Y	40		
11/07/02	05/29/09	VERIZON NEW YORK INC.	91783	96040	A1	14,335	28,835	2,427	25,853	Y	41		
12/22/08	11/06/09	VERIZON NEW YORK INC.	142108	96040	A1	2,000	16,000	4,530	14,374	Y	40		
04/26/04	03/31/05	VERIZON NEW YORK INC. D/B/A VERIZON COM	104151	96040	A1	6,912	27,969	347	27,969	Y	41		
08/10/09	08/30/10	VERTICON, LTD.	148042	600	A1	2,128,000	2,671,706	957,525	2,531,727	Y	28		13
02/22/10	05/15/10	VIDEO CORPORATION OF AMERICA	152278		A1	1,138,508	1,138,508	143,536	1,138,508	Y	41		
07/06/11	07/06/11	VILLAGE OF SIDNEY	163254	82090	C	70,155	70,155	70,155	70,155	Y	28		
06/04/10	08/31/11	VISTACOM, INC.	154635		A1	3,543,748	3,928,571	1,515,809	3,262,108	Y	40		
05/19/08	12/05/08	VMK CORP.	136959	GEN	A1	867,000	847,929	77,539	775,362	Y	28		11
06/09/09	08/12/09	VMK CORP.	146579	615	A1	560,000	567,376	0	440,849	Y	52		13
05/06/04	12/25/05	VOLMAR CONSTRUCTION, INC.	104149	600	A1	6,848,000	8,881,764	0	8,865,777	Y	28		
09/14/11	04/14/14	VOLMAR CONSTRUCTION, INC.	164508	901	A1	11,334,103	11,334,103	1,027,201	1,027,201	Y	33		9
06/14/99	07/14/01	W & W GLASS SYSTEMS, INC.	66888	600	A1	5,333,465	5,800,120	0	5,783,635	Y	33		
11/03/08	08/15/11	W & W GLASS SYSTEMS, INC.	141091	600	A1	13,274,000	13,386,399	2,237,832	11,337,061	Y	33		
06/02/09	03/31/11	W & W GLASS, LLC	146429	600	A1	7,784,000	8,121,697	765,911	7,699,628	Y	33		2
07/12/10	12/01/10	W.C. ROBERSON PLBG & CONST CORP.	155470	804	A1	35,500	35,500	2,783	35,500	Y	28	X	2
07/20/10	12/01/10	W.C. ROBERSON PLBG & CONST CORP.	155758	805	A1	35,400	35,400	2,778	35,400	Y	28	X	2
08/17/10	06/02/11	W.M. SCHULTZ CONSTRUCTION INC.	156470	SIT	A1E	2,248,300	5,285,194	2,983,614	5,019,034	Y	52		6
01/20/11	08/12/11	WCA ROOFING & SHEET METAL CO., INC.	159660	600	A1	258,000	298,334	281,042	281,042	Y	52		13
01/31/07	06/22/10	WDF, INC.	126308	800	A1	44,625,000	50,289,067	8,823,905	47,028,789	Y	40		2
07/05/07	12/01/09	WDF, INC.	129998	600	A1	12,761,261	12,995,120	0	12,184,528	Y	32		6

Award Date	Complete Date	Contractor/Vendor	ContractID	Comm/ Service	Award Code	Original Encum. Value	Current Encum. Value	Fiscal Period Payments	Payments To-Date	NYS	Prog.	MWBE	Bids
06/07/11	08/12/11	WEATHERGUARD TECTA AMERICA LLC	162675	615	A1E	689,000	674,200	633,508	633,508	Y	52		4
09/24/08	06/21/09	WEIR WELDING COMPANY INC.	140174	600	A1	6,958,000	7,268,129	69,361	6,894,275	Y	33		3
04/02/99	07/15/99	WESTMONT ASSOCIATES, INC.	65338	600	A1	20,484,000	22,599,603	0	22,599,131	Y	33		
06/05/08	08/08/08	WEYDMAN ELECTRIC, INC.	137412	700	A1	621,600	591,162	125,673	591,162	Y	52	X	4
06/21/10	12/01/10	WEYDMAN ELECTRIC, INC.	155003	700	A1	28,950	52,476	25,354	52,476	Y	28	X	4
07/20/10	12/09/10	WEYDMAN ELECTRIC, INC.	155749	700	A1	59,600	99,892	43,315	99,892	Y	28	X	3
05/04/07	04/30/10	WHITESTONE CONSTRUCTION CORP.	128608	600	A1	33,000,250	34,105,256	2,220,911	31,944,697	Y	40		2
05/19/10	08/31/11	WHITESTONE CONSTRUCTION CORP.	154300	600	A1	8,447,000	8,447,000	916,047	1,013,422	Y	40		3
09/29/09	03/15/10	WHITESTONE CONSTRUCTION CORP.	149124	600	A1	1,996,000	1,996,000	0	1,864,850	Y	40		7
02/01/11	07/15/11	WILKINS MECHANICAL INC.	159903	805	A1	159,800	334,999	313,054	313,054	Y	28		4
01/13/11	01/17/11	WILLIAMS SCOTSMAN INC.	159554	43201	A1	12,910	15,550	5,176	9,651	N	52		
01/27/11	08/12/11	WINDOW SPECIALIST INC.	159820	622	A1E	1,051,739	1,076,540	1,020,813	1,020,813	Y	52		7
08/31/09	05/31/12	ZWICKER ELECTRIC	148561	700	A1	18,471,000	19,392,929	8,304,025	9,984,712	Y	32		7
<b>Total Construction Contracts</b>						<b>2,905,017,299</b>	<b>3,279,453,766</b>	<b>492,058,603</b>	<b>2,813,021,496</b>				

Award Date	Complete Date	Contractor/Vendor	ContractID	Comm/ Service	Award Code	Original Encum. Value	Current Encum. Value	Fiscal Period Payments	Payments To-Date	NYS	Prog.	MWBE	Bids
<b>Construction Services</b>													
<b>Purchase Orders (Construction)</b>													
06/28/11	06/28/11	1ST CALL CONSULTING INC.	163134	38789	C	18,000	273,300	273,300	273,300	Y	40	X	
11/29/11	11/30/11	3G RENEWABLE ENERGY INC	165941	38789	A1	44,861	44,861	44,831	44,831	N	40		2
01/25/12	01/25/12	4WALL ENTERTAINMENT INC.	166996	38212	A1	5,561	5,561	5,561	5,561	N	40		1
11/28/11	11/28/11	4WALL ENTERTAINMENT INC.	165926	38212	C	19,800	19,800	19,800	19,800	N	40		1
05/23/11	05/23/11	A PLUS CONSTRUCTION CORP.	162403	84000	A1	6,500	6,500	6,500	6,500	Y	28		1
05/19/10	05/19/10	A. ESTEBAN & COMPANY, INC.	154285	85090	A2	1,623	13,867	880	13,867	N	41	X	
04/13/11	06/03/11	AANDERAA DATA INSTRUMENTS INC.	161656	12099	A1	7,225	8,725	8,725	8,725	N	40		1
07/18/11	10/01/11	ABBA TECHNOLOGIES INC.	163548	38205	B	78,782	78,782	78,782	78,782	N	41		1
03/18/11	04/11/11	ABCAM INC.	160897	12099	A1	6,388	6,388	6,294	6,294	N	40		1
09/14/07	09/17/07	ABLE RIGGING CONTRACTORS INC.	131347	41101	E	49,538	49,538	6,384	45,879	Y	32		1
01/11/12	02/06/12	ACCREDITED LOCK SUPPLY CO.	166781	35508	A1	20,882	20,882	20,442	20,442	N	32		2
04/13/11	04/13/11	ACRONAME INC.	161655	12099	A1	5,606	5,606	5,606	5,606	N	40		1
02/18/11	02/25/11	ADINSTRUMENTS INC.	160350	85200	A1	5,540	5,540	5,540	5,540	N	40		1
05/31/11	06/07/11	ADINSTRUMENTS INC.	162513	38200	C	54,875	54,875	54,875	54,875	N	40		1
10/05/11	10/18/11	ADINSTRUMENTS INC.	164983	85200	A1	5,640	5,640	5,640	5,640	N	40		1
08/02/10	04/07/11	ADIRONDACK CABLING INC. D/B/A ADIRONDAC	156040	85000	E	46,098	61,916	61,916	61,916	N	30		1
06/21/11	06/21/11	ADORAMA INC.	162983	38800	A1	8,462	8,462	8,462	8,462	N	40		1
10/28/08	07/22/10	ADT SECURITY SERVICES INC.	140981	77201	B	343,394	388,867	186,970	336,196	N	28		1
12/22/10	12/22/10	ADT SECURITY SERVICES INC.	159110	85000	B	81,679	81,679	0	0	N	28		1
11/02/11	01/30/12	ADVA OPTICAL NETWORKING NA INC.	165427	12099	C	68,500	69,546	69,546	69,546	N	40		1
03/15/12	05/01/12	ADVANCE 2000 INC.	167896	76401	B	97,830	97,830	0	0	N	41		1
11/23/11	02/21/12	ADVANCED MEASUREMENT TECHNOLOGY INC.	165908	12099	C	10,065	10,105	10,105	10,105	N	40		1
01/19/11	09/02/11	ADVANCED RESEARCH SYSTEMS, INC.	159624	38789	C	41,615	41,965	41,965	41,965	N	40		1
01/20/11	01/20/11	ADWAR VIDEO	159659	38200	B	38,985	38,985	38,985	38,985	N	40		1
01/25/11	01/25/11	ADWAR VIDEO	159788	38200	B	69,232	69,722	69,722	69,722	N	40		1
03/29/11	03/29/11	ADWAR VIDEO	161174	38200	B	49,023	49,023	49,023	49,023	N	40		1
03/29/11	03/29/11	ADWAR VIDEO	161176	38200	B	16,460	16,460	16,460	16,460	N	40		1
04/01/11	04/01/11	ADWAR VIDEO	161247	38200	B	22,784	22,784	22,784	22,784	N	40		1
06/15/11	06/15/11	ADWAR VIDEO	162901	38200	B	28,034	28,034	28,034	28,034	N	40		1
07/18/11	10/01/11	ADWAR VIDEO	163518	38205	B	6,301	6,301	6,301	6,301	N	41		1
07/18/11	10/01/11	ADWAR VIDEO	163530	38205	B	97,214	97,214	97,214	97,214	N	41		1
07/18/11	10/01/11	ADWAR VIDEO	163532	38205	B	80,517	80,517	80,517	80,517	N	41		1
07/18/11	08/19/11	ADWAR VIDEO	163533	38205	B	10,068	10,128	10,128	10,128	N	41		1

Award Date	Complete Date	Contractor/Vendor	ContractID	Comm/ Service	Award Code	Original Encum. Value	Current Encum. Value	Fiscal Period Payments	Payments To-Date	NYS	Prog.	MWBE	Bids
07/18/11	10/01/11	ADWAR VIDEO	163534	38205	B	35,210	35,210	8,713	8,713	N	41		1
07/18/11	08/19/11	ADWAR VIDEO	163535	38205	B	29,230	29,230	29,230	29,230	N	41		1
07/18/11	10/01/11	ADWAR VIDEO	163537	38205	B	29,091	29,091	29,091	29,091	N	41		1
07/25/11	08/08/11	ADWAR VIDEO	163717	38205	B	27,626	27,626	27,441	27,441	N	52		1
07/28/11	08/15/11	ADWAR VIDEO	163757	38205	B	6,098	7,058	7,058	7,058	N	52		1
08/19/11	08/22/11	ADWAR VIDEO	164182	38210	B	34,487	34,487	34,487	34,487	N	33		1
08/24/11	08/24/11	ADWAR VIDEO	164259	38205	B	7,205	7,205	7,205	7,205	N	40		1
11/18/10	12/20/10	ADWAR VIDEO	158354	38205	B	40,000	40,000	40,000	40,000	N	52		1
11/28/11	11/28/11	ADWAR VIDEO	165920	38200	A1	7,200	7,200	7,200	7,200	N	40		1
02/22/12	02/23/12	AFD CONTRACT FURNITURE INC.	167465	85000	A1	8,190	8,190	0	0	N	33		1
05/06/11	07/11/11	AFD CONTRACT FURNITURE INC.	162104	20915	B	4,750,462	5,166,786	4,142,899	4,142,899	N	40		1
08/29/11	10/14/11	AFD CONTRACT FURNITURE INC.	164290	20915	A1	9,518	10,806	10,806	10,806	N	40		1
11/30/10	12/13/10	AFFORDABLE INTERIOR SYSTEMS	158512	20915	B	10,222	10,867	645	10,597	N	52		1
03/22/11	08/01/11	AGATI INC.	160960	21501	B	25,869	25,869	25,869	25,869	N	52		1
11/15/11	01/02/12	AGATI INC.	165678	20915	B	51,983	51,983	0	0	N	41		1
12/15/10	06/13/11	AGATI INC.	158690	20915	B	160,245	160,245	160,245	160,245	N	52		1
02/25/10	06/23/11	AGGREKO LLC	152402	94010	A1	1,796,680	1,760,373	1,045,009	1,723,147	Y	33		2
01/10/12	01/20/12	AGILENT TECHNOLOGIES INC.	166754	12099	B	70,854	70,854	70,854	70,854	N	40		1
01/11/12	01/11/12	AGILENT TECHNOLOGIES INC.	166777	12099	C	16,696	16,696	0	0	N	40		1
06/30/11	06/30/11	AGILENT TECHNOLOGIES INC.	163194	12099	C	19,143	19,143	19,143	19,143	N	40		1
10/18/11	01/20/12	ALADDIN TEMP-RITE LLC	165158	85200	C	527,754	527,754	0	0	N	21		1
10/19/11	01/20/12	ALADDIN TEMP-RITE LLC	165190	36106	E	188,783	188,783	0	0	N	21		1
03/07/12	05/04/12	ALIANZA SERVICES LLC	167717	20915	A1	26,052	26,518	0	0	Y	41	X	2
04/19/11	05/16/11	ALIANZA SERVICES LLC	161737	23203	A1	8,975	8,975	0	0	Y	55	X	1
05/23/11	08/05/11	ALIANZA SERVICES LLC	162400	20915	A1	598,776	607,751	549,130	549,130	N	40	X	2
12/01/11	01/23/12	ALIANZA SERVICES LLC	166007	20915	A1	58,615	58,615	0	0	N	40	X	2
12/05/11	01/27/12	ALIANZA SERVICES LLC	166050	20915	A1	41,139	41,139	0	0	N	40	X	2
12/07/11	01/30/12	ALIANZA SERVICES LLC	166125	20915	A1	26,220	26,220	0	0	N	40	X	2
04/11/11	04/11/11	ALKEN INC. D/B/A POLHEMUS	161598	12099	C	64,435	64,435	64,435	64,435	N	40		1
05/26/11	08/22/11	ALL A BOARD, INC.	162463	21501	B	27,265	27,265	27,265	27,265	N	52		1
11/07/11	11/28/11	ALL A BOARD, INC.	165510	21501	A1	23,704	23,704	23,704	23,704	N	52		2
12/23/10	05/23/11	ALL A BOARD, INC.	159120	21501	B	5,919	5,919	5,919	5,919	N	52		1
06/10/11	08/01/11	ALLSTATE MEDICAL SUPPLIES LLC	162833	11613	A1	36,912	42,280	42,280	42,280	N	21		3
07/05/11	10/05/11	ALLSTATE MEDICAL SUPPLIES LLC	163217	38789	A1	12,630	18,579	14,550	14,550	N	33		6
08/11/11	08/11/11	ALLSTATE MEDICAL SUPPLIES LLC	164000	38789	A1	48,526	48,526	48,526	48,526	N	33		2
08/31/11	09/02/11	ALLSTATE MEDICAL SUPPLIES LLC	164332	38789	A1	18,940	0	0	0	N	33		2

Award Date	Complete Date	Contractor/Vendor	ContractID	Comm/ Service	Award Code	Original Encum. Value	Current Encum. Value	Fiscal Period Payments	Payments To-Date	NYS	Prog.	MWBE	Bids
11/14/11	11/15/11	ALLSTATE MEDICAL SUPPLIES LLC	165625	38789	A1	5,100	5,100	0	0	N	33		1
03/13/12	07/12/12	ALLSTEEL INC.	167791	20915	B	40,577	40,577	0	0	N	52		1
04/13/11	04/14/11	ALPHA MEDICAL EQUIPMENT OF NY INC.	161654	38789	B	170,000	170,000	170,000	170,000	N	33		1
12/03/10	09/06/11	ALTEC INDUSTRIES INC.	158628	39100	C	73,373	73,373	73,373	73,373	N	40		1
08/30/10	10/15/10	ALTURA COMMUNICATION SOLUTIONS, LLC	156651	85110	B	103,580	110,998	7,418	43,671	N	21		1
08/18/11	08/18/11	ALVIN M. LAMB D/B/A LIFE SAFETY BUILDING	164149	85075	A1	9,360	9,360	5,220	5,220	Y	33		1
10/05/11	10/17/11	AMBULATORY - MONTORING INC.	164981	85200	A1	5,736	5,736	5,736	5,736	Y	40		1
11/03/11	11/17/11	AMBULATORY - MONTORING INC.	165440	85200	C	11,230	11,230	11,230	11,230	N	40		1
03/22/11	03/22/11	ANALYTICAL INSTRUMENT BROKERS LLC	160958	38200	A1	6,138	6,138	6,138	6,138	Y	40		1
07/08/11	08/04/11	ANALYTICAL INSTRUMENT SYSTEMS INC.	163301	12099	A1	8,275	8,275	8,275	8,275	N	40		1
12/03/10	12/20/10	ANDREW R. MANCINI ASSOC., INC.	158621	84000	A1	8,700	9,026	8,700	8,700	Y	52		1
01/04/12	01/04/12	ANIXTER, INC.	166657	38212	B	8,580	8,580	8,580	8,580	N	40		1
09/16/11	09/16/11	ANIXTER, INC.	164613	77050	B	26,015	26,015	26,015	26,015	N	40		1
12/07/11	01/03/12	ANIXTER, INC.	166105	77001	B	7,397	7,397	7,397	7,397	N	52		1
05/11/11	06/13/11	ANNESE & ASSOCIATES INC.	162191	77503	B	568,476	568,476	568,476	568,476	N	52	X	1
12/07/11	01/03/12	ANNESE & ASSOCIATES INC.	166131	77503	B	106,350	106,350	106,350	106,350	N	52	X	1
12/08/11	01/03/12	ANNESE & ASSOCIATES INC.	166158	79504	B	32,715	32,715	32,715	32,715	N	52	X	1
12/29/11	12/29/11	ANNESE & ASSOCIATES INC.	166542	85075	B	92,984	92,984	0	0	Y	40	X	1
04/22/11	04/22/11	ANYTIME WORLD WIDE D/B/A ANYTIME PRODU	161828	22925	A1	8,939	8,939	8,939	8,939	N	40		1
01/09/12	01/10/12	APPLE INC.	166736	38789	A1	7,198	7,182	7,182	7,182	N	40		1
01/10/12	01/10/12	APPLE INC.	166751	75314	A1	6,537	6,537	6,537	6,537	N	40		1
01/10/12	01/11/12	APPLE INC.	166761	38789	B	19,993	19,993	19,993	19,993	N	40		1
01/11/12	02/03/12	APPLE INC.	166780	75314	A1	5,866	5,641	5,641	5,641	N	40		1
01/17/12	01/17/12	APPLE INC.	166805	75314	C	16,391	16,391	12,819	12,819	N	40		1
02/11/11	04/13/11	APPLE INC.	160142	22994	B	5,479	5,782	5,782	5,782	N	40		1
02/22/12	03/02/12	APPLE INC.	167452	22944	A1	6,249	7,499	0	0	N	40		1
03/29/11	03/29/11	APPLE INC.	161171	75314	B	58,287	58,287	58,287	58,287	N	40		1
04/26/11	05/06/11	APPLE INC.	161884	22994	B	5,277	5,277	5,277	5,277	N	40		1
05/05/11	07/06/11	APPLE INC.	162092	22994	B	6,463	6,263	6,263	6,263	N	40		1
05/09/11	05/09/11	APPLE INC.	162147	75314	B	30,944	30,944	30,944	30,944	N	40		1
06/03/11	06/09/11	APPLE INC.	162591	22994	B	5,038	5,038	5,038	5,038	N	40		1
06/17/10	08/19/10	APPLE INC.	154951	78402	B	8,961	8,861	0	8,761	N	40		1
07/28/11	07/28/11	APPLE INC.	163756	75314	B	8,079	8,079	8,079	8,079	N	40		1
08/17/11	08/24/11	APPLE INC.	164140	22994	B	6,484	6,484	6,484	6,484	N	40		1
08/24/11	09/09/11	APPLE INC.	164258	75314	B	29,196	29,148	29,148	29,148	N	40		1
09/21/11	09/21/11	APPLE INC.	164693	75314	B	6,801	6,801	6,801	6,801	N	40		1

Award Date	Complete Date	Contractor/Vendor	ContractID	Comm/ Service	Award Code	Original Encum. Value	Current Encum. Value	Fiscal Period Payments	Payments To-Date	NYS	Prog.	MWBE	Bids
09/21/11	10/31/11	APPLE INC.	164715	75314	B	6,932	6,840	6,840	6,840	N	40		1
09/28/11	10/28/11	APPLE INC.	164811	75314	B	180,721	173,420	173,420	173,420	Y	40		1
10/06/11	01/27/12	APPLE INC.	165006	22932	B	19,673	14,416	12,921	12,921	N	40		1
11/01/11	11/01/11	APPLE INC.	165390	75314	B	15,996	15,996	15,996	15,996	N	40		1
11/04/11	11/04/11	APPLE INC.	165500	75314	B	29,396	29,396	29,396	29,396	N	40		1
11/09/11	11/21/11	APPLE INC.	165584	22932	B	15,333	15,333	15,333	15,333	N	40		1
11/16/11	01/26/12	APPLE INC.	165747	75314	B	11,047	10,987	10,987	10,987	N	40		1
11/17/11	11/17/11	APPLE INC.	165772	75314	B	10,089	10,089	10,089	10,089	N	40		1
11/17/11	11/17/11	APPLE INC.	165773	75314	C	25,571	25,571	25,571	25,571	N	40		1
11/17/11	11/17/11	APPLE INC.	165775	75314	B	21,485	21,485	21,485	21,485	N	40		1
11/17/11	11/18/11	APPLE INC.	165791	38789	A1	7,362	7,362	7,362	7,362	N	40		1
12/12/11	12/27/11	APPLE INC.	166200	22932	B	7,531	7,531	7,531	7,531	N	40		1
12/12/11	12/27/11	APPLE INC.	166210	22932	B	6,237	6,237	6,237	6,237	N	40		1
12/12/11	02/15/12	APPLE INC.	166228	22932	B	10,395	10,990	10,990	10,990	N	40		1
12/22/11	01/05/12	APPLE INC.	166457	22932	B	7,274	7,274	0	0	N	40		1
11/17/11	11/18/11	APPLIED BIOSYSTEMS LLC	165761	38789	B	8,007	8,007	0	0	N	40		1
03/01/11	03/11/11	APPLIED SCIENTIFIC INSTRUMENTATION INC.	160499	12099	C	12,750	12,750	0	12,683	N	40		1
05/02/00	06/09/00	APPLIED TECHNOLOGY SERVICES	72768	85000	C	5,060	5,060	0	0	N	40		1
11/01/11	12/30/11	AQUANEERING INC.	165392	85200	C	27,224	27,424	27,424	27,424	N	40		1
02/24/11	03/14/11	ARBIN INSTRUMENTS	160441	38213	C	192,510	192,510	192,510	192,510	N	40		1
11/22/11	02/02/12	ARBIN INSTRUMENTS	165889	12099	C	18,657	19,122	19,122	19,122	N	40		1
03/28/12	03/30/12	ARCHITECTURAL TESTING, INC.	168125	38213	C	23,500	23,500	0	0	N	52		1
01/26/12	02/07/12	ARJOHUNTLEIGH INC	167011	85200	A1	13,385	6,692	0	0	N	33		2
12/12/11	12/13/11	ARJOHUNTLEIGH INC	166227	38789	A1	13,053	13,053	0	0	N	28		2
12/13/11	12/14/11	ARJOHUNTLEIGH INC	166239	38789	A1	13,053	13,053	0	0	N	28		2
03/14/12	06/18/12	ARKANSAS LAMP MANUFACTURING COMPANY	167829	85200	A1	6,709	6,709	0	0	N	52		1
08/26/11	08/26/11	ARRINGTON RESEARCH INC.	164286	12099	A1	9,074	9,074	9,074	9,074	N	40		1
09/13/11	09/13/11	ARROW FENCE COMPANY, INC	164486	85000	A1	11,372	11,372	11,372	11,372	N	28		2
07/25/11	08/31/11	ASR SYSTEMS GROUP, INC.	163712	27506	A1	99,279	99,279	99,279	99,279	Y	1	X	2
05/11/11	06/13/11	ATEC GROUP/ADVANCED TECHNOLOGY SOLU	162192	79504	B	35,118	36,017	36,017	36,017	N	52		1
05/16/11	06/27/11	AUDIO VIDEO CORP.	162265	85200	A1	14,995	14,192	14,192	14,192	N	52		2
09/15/11	09/30/11	AUDIO VISUAL SALES & SERVICE INC.	164570	38210	B	24,850	24,850	24,850	24,850	N	40		1
07/25/11	07/25/11	AUGUST INCORPORATED	163701	21501	A1	9,764	9,773	9,525	9,525	N	52		1
03/09/11	03/21/11	AUTOMATE SCIENTIFIC INC	160645	12099	A1	9,591	9,591	9,591	9,591	N	40		1
03/25/11	03/31/11	AUTOMATE SCIENTIFIC INC	161080	22990	A1	6,886	6,886	6,886	6,886	N	40		1
12/14/10	01/04/11	AVON/LIBERTY ECECTRICAL SUPPLIES A DIVIS	158948	93040	A1	13,746	13,746	13,746	13,746	N	40		2

Award Date	Complete Date	Contractor/Vendor	ContractID	Comm/ Service	Award Code	Original Encum. Value	Current Encum. Value	Fiscal Period Payments	Payments To-Date	NYS	Prog.	MWBE	Bids
07/14/11	08/12/11	AXIS INC	163442	12099	A1	5,556	5,638	5,638	5,638	N	40		1
01/03/12	01/03/12	B&H PHOTO-VIDEO	166626	38212	A1	8,857	8,857	8,857	8,857	N	40		1
01/17/12	01/17/12	B&H PHOTO-VIDEO	166806	38200	A1	5,424	5,424	5,214	5,214	N	40		1
03/29/11	03/29/11	B&H PHOTO-VIDEO	161160	38200	C	17,519	17,519	17,519	17,519	N	40		1
04/01/11	04/11/11	B&H PHOTO-VIDEO	161249	85200	A1	7,736	7,736	7,736	7,736	N	40		1
04/05/11	07/06/11	B&H PHOTO-VIDEO	161313	22990	A1	12,844	12,737	12,707	12,707	N	40		2
09/02/11	09/06/11	B&H PHOTO-VIDEO	164368	38800	A1	14,479	14,479	14,479	14,479	N	40		2
10/03/11	10/17/11	B&H PHOTO-VIDEO	164920	38200	A1	7,247	7,247	7,247	7,247	Y	40		1
10/03/11	10/13/11	B&H PHOTO-VIDEO	164924	38200	A1	8,590	8,590	8,590	8,590	Y	40		1
10/04/11	10/13/11	B&H PHOTO-VIDEO	164944	38200	A1	9,227	9,227	9,227	9,227	Y	40		1
10/05/11	10/05/11	B&H PHOTO-VIDEO	164990	79515	C	17,999	17,999	17,999	17,999	N	40		1
11/14/11	11/15/11	B&H PHOTO-VIDEO	165629	38789	A1	5,571	5,571	5,571	5,571	N	40		1
11/16/10	11/17/10	B&H PHOTO-VIDEO	158308	38789	A1	8,463	8,463	0	8,360	N	40		1
11/28/11	01/18/12	B&H PHOTO-VIDEO	165921	22990	A1	5,466	5,424	5,424	5,424	N	40		1
07/28/11	07/28/11	B. BRAUN MEDICAL INC.	163747	38789	A1	11,385	11,385	0	0	N	33		2
03/12/12	03/13/12	BARJAN MANUFACTURING LTD.	167780	38789	B	208,981	104,491	0	0	N	33		1
07/01/11	08/01/11	BARJAN MANUFACTURING LTD.	163198	21200	A1	10,278	10,278	10,278	10,278	Y	52		2
07/09/98	07/27/98	BECKLEY CARDY GROUP	24557	21500	A1	5,443	5,443	0	0	Y	31		1
04/29/10	09/01/11	BERCHTOLD CORPORATION	153932	38789	B	1,288,284	712,033	524,884	524,884	N	33		1
01/06/11	01/14/11	BIOCOLD ENVIRONMENTAL INC.	159404	12099	C	10,989	10,989	10,914	10,914	N	40		1
07/15/11	07/15/11	BIOPAC SYSTEMS, INC.	163485	12099	A1	10,000	10,000	10,000	10,000	N	40		1
10/06/11	10/19/11	BIOPAC SYSTEMS, INC.	165007	85200	A1	7,855	7,855	7,855	7,855	N	40		1
11/15/11	11/16/11	BIOPAC SYSTEMS, INC.	165689	38789	A1	17,999	17,999	17,999	17,999	N	40		2
01/12/11	01/12/11	BIO-RAD LABORATORIES INC.	159549	12004	B	10,160	10,160	10,160	10,160	N	40		1
02/27/12	02/27/12	BIO-RAD LABORATORIES INC.	167464	12099	A1	6,024	6,024	0	0	N	40		1
06/21/11	06/21/11	BIO-RAD LABORATORIES INC.	162992	12004	B	21,780	21,780	21,780	21,780	N	40		1
10/04/11	10/20/11	BIO-RAD LABORATORIES INC.	164960	12099	B	10,839	10,839	10,839	10,839	N	40		1
10/28/11	10/28/11	BIO-RAD LABORATORIES INC.	165318	12004	B	15,196	15,196	15,196	15,196	N	40		1
11/22/11	11/30/11	BIO-RAD LABORATORIES INC.	165893	85200	A1	7,470	7,470	7,470	7,470	N	40		1
12/10/10	05/17/11	BIO-RAD LABORATORIES INC.	158842	12099	A1	5,287	5,381	5,381	5,381	N	40		1
02/10/11	02/10/11	BIOVISION TECHNOLOGIES INC.	160115	38789	A1	6,600	6,600	6,600	6,600	N	40		1
04/07/11	04/14/11	BITPLANE INC.	161497	22990	C	17,900	17,900	17,900	17,900	N	40		1
09/28/11	12/02/11	BLACKBOARD, INC.	164818	20915	B	37,327	37,327	0	0	N	41		1
01/10/12	01/10/12	BLOCKHOUSE CO., INC.	166753	21501	B	6,746	6,746	0	0	N	52		1
01/17/12	06/18/12	BLOCKHOUSE CO., INC.	166826	21501	B	32,243	32,243	0	0	N	52		1
06/01/11	06/01/11	BLOCKHOUSE CO., INC.	162539	21501	B	6,581	6,581	6,581	6,581	N	52		1

Dormitory Authority - State of New York

Procurement Report  
 April 1, 2011 - March 31, 2012

Award Date	Complete Date	Contractor/Vendor	ContractID	Comm/ Service	Award Code	Original Encum. Value	Current Encum. Value	Fiscal Period Payments	Payments To-Date	NYS	Prog.	MWBE	Bids
06/14/10	07/22/10	BLOCKHOUSE CO., INC.	154858	20800	B	53,131	57,733	0	56,742	N	52		1
10/20/11	11/21/11	BLOCKHOUSE CO., INC.	165203	21501	B	5,015	5,015	5,015	5,015	N	52		1
12/19/11	06/01/12	BLOCKHOUSE CO., INC.	166340	21501	B	101,285	101,285	0	0	N	52		1
12/23/10	05/23/11	BLOCKHOUSE CO., INC.	159115	21501	B	11,573	11,573	11,573	11,573	N	52		1
03/05/12	03/27/12	BLUE LION BIOTECH LLC	167667	38754	C	23,937	23,937	0	0	N	40		1
03/22/12	03/22/12	BLUEWATER COMMUNICATIONS GROUP LLC	168057	77503	B	35,979	35,979	0	0	N	40		1
03/23/12	05/01/12	BLUEWATER COMMUNICATIONS GROUP LLC	167769	77503	B	763,515	763,515	0	0	N	41		1
03/23/12	05/01/12	BLUEWATER COMMUNICATIONS GROUP LLC	167770	77503	B	1,892,395	1,921,736	0	0	N	41		1
04/20/11	05/24/11	BLUEWATER COMMUNICATIONS GROUP LLC	161798	77503	B	1,571,530	1,606,530	1,606,530	1,606,530	N	40		1
10/28/10	11/01/11	BLUEWATER COMMUNICATIONS GROUP LLC	157885	77503	B	3,774,011	3,787,579	1,436,483	3,108,266	N	40		1
11/16/11	11/16/11	BN SYSTEMS, INC.	165733	77001	A1	279,022	378,936	152,935	152,935	Y	41	X	11
02/03/10	03/29/10	BORROUGHS CORPORATION	151912	20915	B	26,956	26,956	1,348	26,956	N	41		1
03/21/11	03/21/11	BOSSA NOVA TECHNOLOGIES LLC	160921	12099	C	27,200	27,200	27,200	27,200	N	40		1
04/11/11	04/11/11	BRAIN VISION LLC	161613	12099	C	98,985	98,985	98,985	98,985	N	40		1
08/19/10	06/07/11	BRUKER AXS INC.	156503	12099	A1	105,709	111,609	5,900	111,609	N	41		2
02/14/11	03/15/11	BRUKER BIOSPIN CORPORATION	160195	12099	C	499,000	499,000	449,100	449,100	N	40		1
09/09/10	03/15/11	BRUKER BIOSPIN CORPORATION	156817	38782	A1	209,500	209,500	209,500	209,500	N	41		2
07/15/11	10/04/11	BRUKER OPTICS, INC.	163484	38782	C	91,656	92,633	92,633	92,633	N	40		1
02/03/11	06/06/11	BUFFALO HOTEL SUPPLY CO. INC.	159951	21602	A1	165,571	165,571	165,571	165,571	N	52		2
01/20/12	01/20/12	BUTLER WOODCRAFTERS, INC.	166936	21501	B	30,411	30,411	0	0	N	52		1
02/11/11	04/19/11	BUTLER WOODCRAFTERS, INC.	160140	21501	B	28,589	28,589	28,589	28,589	N	52		1
10/19/11	11/07/11	BUTLER WOODCRAFTERS, INC.	165180	21501	B	10,600	10,600	10,600	10,600	N	52		1
12/09/09	04/12/10	BUTLER WOODCRAFTERS, INC.	150827	21501	B	677,933	688,730	15,000	688,730	N	52		1
08/27/10	01/20/11	C.B. STRAIN & SON INC.	156644	85000	E	66,907	67,464	67,464	67,464	N	30		1
02/26/10	07/12/11	CA PRO ASSOCIATES, INC	152432	85000	B	289,500	180,143	25,000	180,143	N	28	X	1
03/31/11	04/12/11	CAEN TECHNOLOGIES INC.	161214	85200	C	10,721	10,721	10,721	10,721	N	40		1
06/22/11	07/01/11	CAEN TECHNOLOGIES INC.	163040	12004	C	11,044	11,044	11,044	11,044	N	40		1
03/09/11	05/09/11	CAMPBELL SCIENTIFIC, INC.	160655	12099	C	46,530	46,450	46,450	46,450	N	40		1
10/03/11	10/03/11	CAMPBELL SCIENTIFIC, INC.	164932	12099	C	10,935	11,383	11,383	11,383	N	40		1
12/13/11	12/14/11	CAPSA SOLUTIONS LLC	166243	38789	A1	11,786	11,786	11,786	11,786	N	33		2
10/28/10	11/04/10	CARDINAL HEALTH 200 LLC	157868	38789	A1	9,983	8,984	0	0	N	33		1
02/24/11	02/24/11	CARL ZEISS MICROIMAGING LLC	160440	38789	B	10,333	10,333	10,294	10,294	N	40		1
03/10/11	04/11/11	CARL ZEISS MICROIMAGING LLC	160677	12099	A1	9,490	8,887	8,887	8,887	Y	40		1
03/31/11	04/08/11	CARL ZEISS MICROIMAGING LLC	161232	12004	B	9,463	9,463	9,463	9,463	N	40		1
05/10/11	05/11/11	CARL ZEISS MICROIMAGING LLC	162168	12010	B	26,482	26,482	26,482	26,482	N	40		1
04/18/11	07/06/11	CAROLINA BUSINESS FURNITURE	161720	20915	B	36,600	0	0	0	N	33		1



Award Date	Complete Date	Contractor/Vendor	ContractID	Comm/ Service	Award Code	Original Encum. Value	Current Encum. Value	Fiscal Period Payments	Payments To-Date	NYS	Prog.	MWBE	Bids
07/06/11	07/06/11	CAROLINA BUSINESS FURNITURE A DIVISION O	163262	20915	B	36,600	36,600	36,600	36,600	N	33		1
03/26/12	05/01/12	CAROUSEL INDUSTRIES OF NORTH AMERICA I	167941	22994	B	354,601	354,601	0	0	N	41		1
03/29/11	03/29/11	CAROUSEL INDUSTRIES OF NORTH AMERICA I	161170	75314	B	11,277	11,277	11,277	11,277	N	40		1
03/29/11	03/29/11	CAROUSEL INDUSTRIES OF NORTH AMERICA I	161177	75314	B	11,277	11,277	11,277	11,277	N	40		1
06/09/11	07/15/11	CAROUSEL INDUSTRIES OF NORTH AMERICA I	162258	85110	B	80,427	80,427	0	0	N	21		1
02/08/12	03/01/12	CARPET CASTLE INC.	167162	22500	A1	31,472	31,472	535	535	Y	28		2
02/28/12	03/31/12	CARPET CASTLE INC.	167551	22500	A1	19,900	20,270	0	0	Y	28		2
03/22/12	03/23/12	CASE MEDICAL INC.	168039	38789	B	783,902	391,951	0	0	N	33		1
09/30/11	10/30/11	CBORD GROUP INC.	164854	77201	C	129,961	129,961	129,646	129,646	Y	52		1
07/13/11	07/13/11	CDW GOVERNMENT	163423	77503	B	64,157	64,157	64,157	64,157	N	40		1
07/28/11	07/28/11	CDW GOVERNMENT	163750	85110	B	5,390	5,390	5,390	5,390	N	40		1
08/09/11	08/17/11	CDW GOVERNMENT	163974	22994	A1	9,222	9,222	9,222	9,222	N	40		1
11/30/11	12/19/11	CDW GOVERNMENT	165975	22931	B	49,432	49,432	49,432	49,432	N	41		1
12/22/11	01/11/12	CDW GOVERNMENT	166464	85200	A1	6,164	6,164	0	0	N	40		1
12/29/11	01/06/12	CDW GOVERNMENT	166541	78259	B	36,484	36,484	36,484	36,484	N	40		1
02/07/11	02/07/11	CEDRUS CORPORATION	159988	38789	A1	9,532	9,532	9,532	9,532	N	40		1
07/21/11	08/15/11	CEM CORPORATION	163676	38800	C	15,000	15,000	15,000	15,000	N	40		1
11/10/11	11/10/11	CEM CORPORATION	165611	12099	C	55,000	55,000	55,000	55,000	N	40		1
11/10/11	11/21/11	CEM CORPORATION	165612	12099	C	23,365	23,365	23,365	23,365	N	40		1
06/17/11	10/20/11	CERTIFIED MOVING & STORAGE	162928	85000	A1	18,532	20,270	20,270	20,270	N	33		1
05/17/11	07/11/11	CHACA EQUIPMENT COMPANY	162319	27502A	A1	38,949	41,313	36,062	36,062	N	40	X	3
08/25/11	08/25/11	CHELSEA COMPUTER INC.	164268	79518	A1	11,268	11,268	11,268	11,268	N	40		2
07/18/11	10/01/11	CHOICECOMM LLC	163550	38205	B	62,951	62,951	62,951	62,951	N	41		1
07/19/11	07/19/11	CHRISTOPHER BECK D/B/A BECKTECH	163573	60002	A1	82,772	82,772	82,772	82,772	Y	41		2
04/29/10	04/29/10	CISCO GENERAL CONSTRUCTION INC.	153921	84000	E	137,592	171,192	78,463	142,660	Y	41		1
03/19/12	03/19/12	CITY UNIVERSITY OF NEW YORK	167985	38789	C	20,013,037	15,425,198	15,425,198	15,425,198	Y	40		
08/24/11	11/01/11	CLARK EQUIPMENT COMPANY D/B/A BOBCAT	164255	40602	B	29,711	29,711	29,711	29,711	N	52		1
09/29/11	10/30/11	CLARK SECURITY PRODUCTS, INC.	164844	35501	B	15,962	15,962	15,962	15,962	N	52		1
11/29/11	04/01/12	COBLESKILL STONE PRODUCTS, INC.	165940	91050	B	32,820	32,820	0	0	Y	52		1
12/15/10	01/28/11	COHERENT, INC.	158972	38782	C	49,700	49,700	49,700	49,700	N	40		1
12/15/10	01/28/11	COHERENT, INC.	158988	38782	C	125,900	125,900	125,900	125,900	N	40		1
04/15/11	04/21/11	COMMUNICATIONS AUDIO VISUAL	161689	22990	A1	6,356	6,356	6,356	6,356	N	40		1
01/17/12	02/03/12	COMMUNITY PLAYTHINGS	166821	20915	A1	13,035	13,035	13,035	13,035	N	40		2
09/30/11	01/30/12	COMMUNITY PLAYTHINGS	164867	20915	A1	12,202	10,559	10,559	10,559	N	40		2
09/30/11	01/30/12	COMMUNITY PLAYTHINGS	164868	20915	A1	11,066	13,609	13,609	13,609	N	40		2
04/06/11	06/15/11	COMMUNITY, DIV. OF JASPER SEATING CO.INC	161441	20915	B	7,133	0	0	0	N	28		1

Award Date	Complete Date	Contractor/Vendor	ContractID	Comm/ Service	Award Code	Original Encum. Value	Current Encum. Value	Fiscal Period Payments	Payments To-Date	NYS	Prog.	MWBE	Bids
10/21/09	03/10/10	COMPRISE TECHNOLOGIES INC.	149639	22934	E	155,720	79,465	8,750	79,465	N	60		1
03/04/11	11/15/11	COMPULINK TECHNOLOGIES INC.	160575	77050	B	45,000	189,000	33,840	33,840	Y	40	X	1
10/14/09	10/14/09	COMPUTER AID, INC.	149515	38789	C	12,240	469,330	212,700	469,330	Y	40		1
09/19/11	09/19/11	CON EDISON	164637	98040	D	401,831	200,916	200,916	200,916	Y	33		1
06/03/11	07/29/11	CONCEPTS OFFICE FURNISHINGS, INC.	162627	27502A	A1	46,495	46,495	0	0	N	40	X	2
08/04/11	09/19/11	CONCEPTS OFFICE FURNISHINGS, INC.	163894	23103	A1	13,607	13,607	13,607	13,607	N	41	X	2
08/10/11	09/26/11	CONCEPTS OFFICE FURNISHINGS, INC.	163998	23103	A1	8,721	9,081	9,081	9,081	N	41	X	1
09/23/11	10/04/11	CONCEPTUAL SITE FURNISHINGS INC.	164747	20911	A1	11,319	11,319	11,319	11,319	N	52		2
09/26/11	09/26/11	CONSOLIDATED EDISON CO. OF NY, INC.	164774	85000	D	49,496	16,499	16,499	16,499	N	28		1
11/03/11	11/03/11	CONTROLLED ENVIRONMENTS INC.	165485	12099	C	19,600	19,600	19,600	19,600	N	40		1
06/06/11	07/05/11	CORE BTS INC.	162634	77503	B	300,175	307,584	307,584	307,584	N	52		1
11/18/11	05/01/12	CORE BTS INC.	165836	77503	B	1,206,588	1,296,395	723,188	723,188	N	40		1
06/28/11	07/18/11	CORPORATE FLOORS USA LLC	163121	71002	A1	7,338	7,338	7,338	7,338	N	52		1
02/12/09	09/27/10	CORPORATE RELOCATION SYSTEMS INC.	143248	39102	B	66,405	122,175	0	122,125	N	40		1
08/05/11	08/15/11	CORPORATE RELOCATION SYSTEMS INC.	163911	79004	B	140,466	140,466	4,300	4,300	Y	28		1
05/16/11	05/16/11	CORR DISTRIBUTORS, INC.	162278	21400	A1	6,831	6,831	6,831	6,831	N	52	X	1
05/31/11	06/07/11	CORTECH SOLUTIONS INC.	162515	85200	C	55,421	55,421	55,327	55,327	N	40		1
11/18/11	01/27/12	CORTECH SOLUTIONS INC.	165843	12099	C	22,930	22,920	22,920	22,920	N	40		1
12/03/10	09/27/11	CORTECH SOLUTIONS INC.	158629	38300	E	61,188	61,144	61,144	61,144	N	40		1
03/16/12	03/19/12	CROSS FIRE & SECURITY CO, INC.	167954	85000	E	27,270	13,635	0	0	N	33		1
03/18/09	03/20/09	CROSS FIRE & SECURITY CO, INC.	144161	93000	A1	50,000	43,947	0	25,000	N	33		2
09/29/10	02/07/11	CRYO INDUSTRIES OF AMERICA INC.	157205	12099	C	76,766	76,766	76,766	76,766	N	40		1
03/24/11	03/28/11	CTPHX INC.	161055	71007	A1	6,360	6,360	6,360	6,360	Y	32		1
05/31/11	06/03/11	CULVER FLOOR COVERING CO., INC	162525	71002	C	177,625	222,236	222,236	222,236	Y	52	X	1
12/08/10	04/05/11	CULVER FLOOR COVERING CO., INC	158745	20600	C	48,548	28,003	28,003	28,003	N	40	X	1
01/09/12	03/05/12	CURRIMBOY & CASSIDY LLC	166723	20915	A1	23,877	23,877	0	0	N	40	X	2
12/05/11	01/30/12	CURRIMBOY & CASSIDY LLC	166070	20915	A1	27,137	27,137	0	0	N	40	X	2
10/26/11	12/05/11	CUSTOM FABRICATION INC.	165296	35505	C	19,000	19,000	0	0	Y	52		1
08/10/11	10/18/11	DALE ELECTRONICS CORP	163986	38212	A1	10,893	10,931	10,931	10,931	N	40		2
12/01/11	12/01/11	DALE ELECTRONICS CORP	166023	38212	A1	5,481	5,481	5,481	5,481	N	40		1
01/24/12	01/24/12	DASGIP BIOTOOLS LLC	166976	12099	C	15,056	15,056	0	0	N	40		1
08/08/11	08/08/11	DATAFLOW INC.	163962	85090	A2	12,007	14,804	14,154	14,154	N	28		
09/17/10	09/17/10	DATAFLOW INC.	156985	85090	A2	2,246	5,569	55	5,569	N	52		
12/06/11	12/06/11	DATAFLOW INC.	166095	85090	A2	195	13,799	13,799	13,799	N	28		
12/19/06	12/19/06	DATAFLOW INC.	125403	85090	A2	1,970	5,044	1,029	5,004	Y	30		
01/04/12	04/30/12	DAVID EDWARD COMPANY LTD	166659	20915	A1	12,695	12,695	0	0	N	41		2

Award Date	Complete Date	Contractor/Vendor	ContractID	Comm/ Service	Award Code	Original Encum. Value	Current Encum. Value	Fiscal Period Payments	Payments To-Date	NYS	Prog.	MWBE	Bids
01/18/11	02/07/11	DAVID EDWARD COMPANY LTD	159595	20915	B	316,195	344,371	103,256	103,256	N	33		1
06/17/11	12/02/11	DAVID EDWARD COMPANY LTD	162929	20915	B	1,108,199	1,190,963	471,632	471,632	N	41		1
07/25/11	07/25/11	DAVIS-ULMER SPRINKLER CO., INC.	163698	34711	A1	9,950	9,950	9,950	9,950	N	52		1
10/11/11	10/24/11	DELL IMAGING SYSTEMS LLC	165068	85200	C	10,400	10,400	10,400	10,400	N	40		1
01/25/11	01/31/11	DELL MARKETING CORPORATION	159772	22932	B	5,825	5,825	5,825	5,825	N	40		1
02/13/12	02/29/12	DELL MARKETING CORPORATION	167251	22932	B	30,118	30,118	0	0	N	40		1
02/16/11	04/08/11	DELL MARKETING CORPORATION	160305	12099	B	5,034	6,063	0	5,034	N	40		1
03/14/11	03/25/11	DELL MARKETING CORPORATION	160758	22932	B	11,615	11,615	11,615	11,615	N	40		1
04/08/11	04/19/11	DELL MARKETING CORPORATION	161558	22932	B	22,350	22,350	22,350	22,350	N	40		1
09/28/11	09/28/11	DELL MARKETING CORPORATION	164814	22990	B	5,159	5,159	4,955	4,955	N	40		1
10/05/09	12/28/11	DELL MARKETING CORPORATION	149263	75302	B	193,356	97,333	655	97,333	N	60		1
10/14/10	10/15/10	DELL MARKETING CORPORATION	157534	22990	B	44,902	44,902	44,902	44,902	N	40		1
11/16/11	11/17/11	DELL MARKETING CORPORATION	165727	38789	B	5,794	5,794	0	0	N	40		1
12/29/11	01/07/12	DELL MARKETING CORPORATION	166555	22932	B	8,001	8,001	8,001	8,001	N	40		1
01/09/12	01/09/12	DELL MARKETING L.P.	166750	75302	B	9,257	9,257	9,257	9,257	N	40		1
01/20/12	01/20/12	DELL MARKETING L.P.	166932	75302	B	12,317	12,317	0	0	N	40		1
02/08/11	02/08/11	DELL MARKETING L.P.	160026	75302	B	17,013	17,013	17,013	17,013	N	40		1
03/09/11	03/09/11	DELL MARKETING L.P.	160660	75302	B	5,214	5,214	5,214	5,214	N	40		1
03/16/12	05/01/12	DELL MARKETING L.P.	167943	22994	B	622,360	632,776	0	0	N	41		1
03/19/12	03/19/12	DELL MARKETING L.P.	167967	38789	B	5,102	5,102	0	0	N	40		1
03/19/12	03/20/12	DELL MARKETING L.P.	167976	38789	B	18,531	18,531	0	0	N	40		1
03/19/12	03/20/12	DELL MARKETING L.P.	167986	38789	B	19,807	19,807	0	0	N	40		1
03/20/12	05/01/12	DELL MARKETING L.P.	168002	22994	B	435,374	435,374	0	0	N	41		1
04/05/11	04/05/11	DELL MARKETING L.P.	161402	75302	B	20,462	20,462	20,462	20,462	N	40		1
04/22/11	04/22/11	DELL MARKETING L.P.	161836	77530	B	28,490	28,490	28,490	28,490	N	40		1
04/22/11	04/22/11	DELL MARKETING L.P.	161837	75302	B	6,196	6,196	6,196	6,196	N	40		1
05/04/11	06/03/11	DELL MARKETING L.P.	162024	78254	B	737,507	737,507	687,181	687,181	N	40		1
05/23/11	05/23/11	DELL MARKETING L.P.	162436	75302	B	30,581	30,581	30,581	30,581	N	40		1
06/22/11	08/01/11	DELL MARKETING L.P.	163044	75302	B	917,378	917,378	917,378	917,378	N	40		1
07/27/11	08/15/11	DELL MARKETING L.P.	163733	75302	B	82,232	82,232	82,232	82,232	N	40		1
08/09/11	08/17/11	DELL MARKETING L.P.	163973	22960	B	7,083	7,083	7,083	7,083	N	40		1
10/18/11	10/25/11	DELL MARKETING L.P.	165156	22994	B	9,247	9,247	9,247	9,247	N	40		1
11/30/11	12/19/11	DELL MARKETING L.P.	165979	22931	B	7,021	7,021	6,929	6,929	N	41		1
12/14/11	12/15/11	DELL MARKETING L.P.	166276	38789	B	18,432	18,432	0	0	N	40		1
12/15/11	12/16/11	DELL MARKETING L.P.	166290	38789	B	17,045	17,045	10,432	10,432	N	40		1
01/18/11	01/20/11	DENVILLE SCIENTIFIC INC.	159592	12099	A1	5,185	5,240	5,240	5,240	N	40		1

Award Date	Complete Date	Contractor/Vendor	ContractID	Comm/ Service	Award Code	Original Encum. Value	Current Encum. Value	Fiscal Period Payments	Payments To-Date	NYS	Prog.	MWBE	Bids
08/13/08	08/13/08	DESIGN 2147 LTD	139195	85075	A1	1,750	9,750	750	9,430	Y	33		1
12/08/10	12/08/10	DESIGN 2147 LTD	158760	85075	E	12,250	18,000	5,634	8,234	Y	33		1
07/13/11	09/12/11	DESIGN SPECIALISTS INC. D/B/A CORPORATE	163373	24400	A1	6,460	6,460	6,460	6,460	N	28	X	1
08/16/11	08/26/11	DESIGN X MFG. INC.	164124	20802	A1	8,814	8,814	8,814	8,814	N	52		1
08/22/11	09/13/11	DEUTSCHER & DAUGHTER INC.	164202	35508	A1	20,302	20,302	20,302	20,302	N	32	X	2
01/19/12	01/19/12	DIATOME U.S.	166877	12099	A1	6,610	6,610	2,660	2,660	N	40		1
03/10/10	03/31/10	DIEBOLD ENTERPRISE SECURITY SYSTEMS IN	152695	77201	B	24,581	24,581	24,581	24,581	Y	33		1
03/02/12	04/11/12	DIGITAL DARKROOM AND PHOTOGRAPHY INC.	167640	38800	A1	7,290	7,290	0	0	N	40		1
03/14/12	05/01/12	DYNTEK SERVICES INC.	167830	79504	B	105,532	105,532	0	0	N	41		1
03/14/12	05/01/12	DYNTEK SERVICES INC.	167834	79504	B	195,145	195,145	0	0	N	41		1
03/16/12	03/16/12	DYNTEK SERVICES INC.	167922	76050	B	168,500	168,500	0	0	N	40		1
08/08/11	08/08/11	DYNTEK SERVICES INC.	163967	38789	C	22,815	190,822	190,822	190,822	Y	40		
10/26/11	11/03/11	DYNTEK SERVICES INC.	165307	22944	B	899,215	899,215	899,215	899,215	N	40		1
12/16/11	12/16/11	DYNTEK SERVICES INC.	166328	38789	C	41,400	123,050	123,050	123,050	Y	40		
07/15/98	08/10/98	E&I COOPERATIVE	60381	21701	B	23,501	15,319	0	0	N	40		1
02/13/08	06/01/10	E.L. SMYTH INC.	134462	70000	C	160,000	162,500	25,060	139,881	Y	40		1
06/06/11	07/08/11	E.NFRASTRUCTURE TECHNOLOGIES INC.	162652	77503	B	211,711	211,711	211,711	211,711	N	52		1
09/16/11	10/28/11	EAGLE TRANSFER CORP.	164576	79004	A1	233,000	638,453	409,564	409,564	Y	40	X	2
09/12/05	10/01/05	EASTERN COPY PRODUCTS	115871	22424	B	4,975	5,337	0	5,013	N	40		1
03/28/11	03/28/11	EASTERN STATE SENTINEL ALARM SERVICES	161092	38230	A1	5,450	5,450	5,450	5,450	Y	28		1
06/01/09	06/02/09	EDUCATION MANAGEMENT SOLUTIONS INC.	146382	38789	E	1,477,632	1,234,424	123,462	1,234,424	N	33		1
03/16/12	03/19/12	EDWARDS VACUUM INC.	167951	38789	A1	6,122	6,122	0	0	N	40		1
04/19/11	05/16/11	EGAN VISUAL INTERNATIONAL INC.	161733	23203	A1	11,919	11,919	0	0	N	55		2
02/07/11	02/07/11	EIA DATACOM INC.	160007	77001	B	29,514	29,514	29,514	29,514	N	40		1
07/28/11	11/01/11	EIA DATACOM INC.	163741	77001	B	69,333	73,967	73,967	73,967	N	40		1
12/14/11	12/14/11	EIA DATACOM INC.	166006	77001	B	36,588	36,588	36,588	36,588	N	40		1
01/06/12	01/06/12	ELECTRICAL GEODESICS, INC.	166704	12099	C	11,814	11,814	0	0	N	40		1
08/03/10	12/22/11	ELECTRONIC INTERFACE ASSOCIATES INC.	156092	73012	B	124,910	231,325	98,542	156,480	Y	40		1
11/05/10	11/19/10	ELSEVIER INC.	157869	85200	E	34,725	34,768	31,768	31,768	N	41		1
01/16/12	02/10/12	EMPIRE OFFICE INC.	166809	20915	C	16,830	16,830	0	0	Y	40		1
01/21/12	03/19/12	EMPIRE OFFICE INC.	165838	20915	A1	6,402	6,402	0	0	N	40		1
02/25/12	04/30/12	EMPIRE OFFICE INC.	167500	20915	A1	8,154	8,154	0	0	N	40		1
02/25/12	04/30/12	EMPIRE OFFICE INC.	167501	20915	A1	8,975	8,975	0	0	N	40		1
02/28/11	04/30/11	EMPIRE OFFICE INC.	160472	20915	A1	15,314	15,314	0	0	N	33		2
03/21/12	04/30/12	EMPIRE OFFICE INC.	167502	20915	A1	8,230	8,230	0	0	N	40		1
03/21/12	04/30/12	EMPIRE OFFICE INC.	167503	20915	A1	9,547	9,547	0	0	N	40		1

Award Date	Complete Date	Contractor/Vendor	ContractID	Comm/ Service	Award Code	Original Encum. Value	Current Encum. Value	Fiscal Period Payments	Payments To-Date	NYS	Prog.	MWBE	Bids
06/28/11	06/30/11	EN POINTE TECHNOLOGIES SALES INC.	163123	79518	B	447,664	447,664	447,664	447,664	N	40		1
09/01/10	12/27/10	ENVIRONMENTAL GROWTH CHAMBERS	156688	12026	A1	144,876	145,776	7,286	145,776	N	41		2
03/13/12	07/12/12	ERGONOM CORPORATION D/B/A ERG INTERNA	167789	20915	B	61,100	61,100	0	0	N	52		1
04/18/11	06/02/11	ERGONOM CORPORATION D/B/A ERG INTERNA	161722	20915	B	6,130	6,020	6,020	6,020	N	28		1
05/19/11	07/15/11	ERGONOM CORPORATION D/B/A ERG INTERNA	161882	20915	B	141,780	144,108	143,896	143,896	N	52		1
07/06/11	08/15/11	ERGONOM CORPORATION D/B/A ERG INTERNA	163252	20915	B	17,847	17,847	17,847	17,847	N	52		1
10/21/11	11/20/11	ERGONOM CORPORATION D/B/A ERG INTERNA	165266	20915	B	8,780	8,780	8,780	8,780	N	52		1
02/15/11	02/18/11	EVENSON BEST LLC	160213	20915	A1	77,981	77,981	10,172	10,172	N	33		2
03/31/11	05/18/11	EVENSON BEST LLC	161240	20915	A1	6,132	6,132	6,132	6,132	N	55		1
05/23/11	08/05/11	EVENSON BEST LLC	162399	20915	A1	863,008	968,061	900,498	900,498	N	40		2
09/26/11	11/28/11	EVENSON BEST LLC	164776	20915	A1	14,587	14,587	0	0	N	40		2
09/27/11	11/28/11	EVENSON BEST LLC	164797	20915	A1	14,714	14,714	0	0	N	40		2
09/28/11	11/28/11	EVENSON BEST LLC	164834	20915	A1	8,465	8,465	0	0	N	40		1
09/28/11	11/28/11	EVENSON BEST LLC	164835	20915	A1	10,851	10,851	0	0	N	40		2
12/05/11	01/23/12	EVENSON BEST LLC	166040	20915	A1	9,378	9,378	0	0	N	40		1
01/05/12	03/09/12	EVERTZ MICROSYSTEMS LTD	166678	38212	A1	5,120	5,205	5,205	5,205	N	40		1
01/26/11	03/31/11	EVERTZ MICROSYSTEMS LTD	159799	38212	C	43,415	43,525	43,525	43,525	N	40		1
05/26/11	07/13/11	EVERTZ MICROSYSTEMS LTD	162462	38212	C	111,400	112,310	112,310	112,310	N	40		1
04/06/11	08/01/11	EXCEL HOMES GROUP, LLC	161461	84000	A1	947,620	0	0	0	N	28		2
04/07/11	10/28/11	EXCEL HOMES GROUP, LLC	161490	84000	A1	710,715	952,962	952,962	952,962	N	28		2
05/24/10	02/10/11	EXCEL HOMES GROUP, LLC	154364	84000	A1	1,197,774	1,193,360	32,238	1,193,360	N	28		2
02/23/12	06/18/12	EXEMPLIS CORPORATION	167490	20915	B	119,268	119,268	0	0	N	41		1
03/21/11	08/19/11	EXEMPLIS CORPORATION	160910	21804	B	52,446	51,197	51,197	51,197	N	52		1
12/29/10	05/23/11	EXEMPLIS CORPORATION	159190	20915	B	19,407	19,407	19,407	19,407	N	52		1
01/04/12	01/04/12	EXETER GROUP INC.	166663	38789	C	116,133	532,034	532,034	532,034	Y	40		
02/09/07	03/19/12	EXETER GROUP INC.	126548	73012	C	1,142,608	6,667,719	623,907	6,667,719	N	40		1
09/10/10	11/19/10	EXTREL CMS LLC	156837	38789	A1	5,415	5,470	0	5,415	N	40		1
02/10/10	02/26/10	F.E. HALE MFG. CO., INC.	152075	38789	B	53,923	26,962	0	26,435	Y	60		1
07/26/10	08/02/10	FALCUM SERVICE INC. D/B/A MASTER OF MOBI	155860	30208	A1	6,000	6,450	6,450	6,450	N	52		1
09/14/11	09/23/11	FALCUM SERVICE INC. D/B/A MASTER OF MOBI	164511	30208	A1	6,000	6,000	6,000	6,000	N	52		1
09/09/11	09/09/11	FAMILY CLEANING	164451	38789	A1	6,800	6,800	6,800	6,800	N	28		1
07/28/11	10/26/11	FELIX STORCH, INC.	163752	38789	A1	8,260	15,060	0	0	N	33		1
06/24/11	08/26/11	FIANIUM INC.	163090	85200	C	125,150	125,150	125,150	125,150	N	40		1
06/14/11	06/30/11	FIRECOM INC.	162867	38230	E	13,338	29,528	0	0	Y	33		1
12/09/11	12/09/11	FIRKINS DRAPERY & BLINDS	166174	21200	A1	5,125	5,125	5,125	5,125	Y	52		1
12/29/10	05/23/11	FIRST OFFICE A DIVISION OF OFS BRANDS IN	159195	20915	B	7,920	7,920	7,920	7,920	N	52		1

Award Date	Complete Date	Contractor/Vendor	ContractID	Comm/ Service	Award Code	Original Encum. Value	Current Encum. Value	Fiscal Period Payments	Payments To-Date	NYS	Prog.	MWBE	Bids
01/19/12	01/20/12	FISHER SCIENTIFIC COMPANY LLC	166895	38789	B	6,963	6,963	0	0	N	40		1
01/28/11	02/14/11	FISHER SCIENTIFIC COMPANY LLC	159845	38782	A1	8,714	8,714	8,714	8,714	N	40		1
01/31/12	02/01/12	FISHER SCIENTIFIC COMPANY LLC	167056	38789	B	10,442	10,442	0	0	N	40		1
02/13/12	02/29/12	FISHER SCIENTIFIC COMPANY LLC	167252	12099	C	18,126	18,126	16,145	16,145	N	40		1
02/14/12	02/15/12	FISHER SCIENTIFIC COMPANY LLC	167329	38789	B	28,614	28,614	0	0	N	40		1
02/15/11	04/19/11	FISHER SCIENTIFIC COMPANY LLC	160257	35900	B	74,440	37,548	37,220	37,220	N	33		1
02/16/12	02/16/12	FISHER SCIENTIFIC COMPANY LLC	167399	38789	B	24,167	24,167	0	0	N	40		1
02/25/11	03/03/11	FISHER SCIENTIFIC COMPANY LLC	160447	12099	B	10,894	10,894	10,894	10,894	N	40		1
02/27/12	02/27/12	FISHER SCIENTIFIC COMPANY LLC	167522	12099	B	8,083	8,083	0	0	N	40		1
03/03/11	03/10/11	FISHER SCIENTIFIC COMPANY LLC	160557	12099	B	5,882	5,882	5,882	5,882	N	40		1
03/16/11	03/24/11	FISHER SCIENTIFIC COMPANY LLC	160876	12004	B	9,780	9,780	9,780	9,780	N	40		1
03/17/11	03/21/11	FISHER SCIENTIFIC COMPANY LLC	160882	12099	B	13,270	13,270	13,270	13,270	N	40		1
04/06/11	04/15/11	FISHER SCIENTIFIC COMPANY LLC	161476	12004	B	15,352	15,352	15,352	15,352	N	40		1
05/10/11	05/10/11	FISHER SCIENTIFIC COMPANY LLC	162159	12099	B	19,077	19,077	19,077	19,077	N	40		1
05/23/11	05/23/11	FISHER SCIENTIFIC COMPANY LLC	162434	12099	B	10,595	10,595	10,595	10,595	N	40		1
05/24/11	05/24/11	FISHER SCIENTIFIC COMPANY LLC	162446	12099	B	6,030	6,030	6,030	6,030	N	40		1
06/13/11	06/15/11	FISHER SCIENTIFIC COMPANY LLC	162852	12099	B	9,417	9,417	9,417	9,417	N	40		1
06/17/11	06/17/11	FISHER SCIENTIFIC COMPANY LLC	162933	12099	B	6,474	6,474	6,474	6,474	N	40		1
07/15/11	07/15/11	FISHER SCIENTIFIC COMPANY LLC	163497	12099	B	5,219	5,219	5,219	5,219	N	40		1
09/02/11	11/01/11	FISHER SCIENTIFIC COMPANY LLC	164404	38789	B	15,000	14,365	14,365	14,365	N	40		1
09/15/11	09/22/11	FISHER SCIENTIFIC COMPANY LLC	164556	12099	B	5,868	5,868	5,868	5,868	N	40		1
10/03/11	03/14/12	FISHER SCIENTIFIC COMPANY LLC	164907	5600	B	37,489	37,423	37,423	37,423	N	40		1
10/05/11	10/17/11	FISHER SCIENTIFIC COMPANY LLC	164969	12099	B	8,911	8,911	8,911	8,911	N	40		1
10/05/11	10/17/11	FISHER SCIENTIFIC COMPANY LLC	164977	12099	B	5,065	5,065	5,065	5,065	N	40		1
11/04/10	11/04/10	FISHER SCIENTIFIC COMPANY LLC	158051	38789	B	10,665	10,665	0	9,965	N	40		1
11/08/11	11/21/11	FISHER SCIENTIFIC COMPANY LLC	165560	12099	B	28,392	28,392	28,392	28,392	N	40		1
11/14/11	11/15/11	FISHER SCIENTIFIC COMPANY LLC	165632	38789	B	13,211	13,211	13,179	13,179	N	40		1
11/16/11	11/17/11	FISHER SCIENTIFIC COMPANY LLC	165731	38789	B	9,959	9,959	9,954	9,954	N	40		1
11/16/11	11/17/11	FISHER SCIENTIFIC COMPANY LLC	165734	38789	B	7,540	7,540	7,540	7,540	N	40		1
12/02/11	12/02/11	FISHER SCIENTIFIC COMPANY LLC	166037	12099	B	5,862	5,862	5,862	5,862	N	40		1
12/03/10	12/03/10	FISHER SCIENTIFIC COMPANY LLC	158604	38789	B	14,919	14,919	0	14,906	N	40		1
12/07/11	12/21/11	FISHER SCIENTIFIC COMPANY LLC	166098	12099	B	8,954	8,954	8,954	8,954	N	40		1
12/07/11	12/21/11	FISHER SCIENTIFIC COMPANY LLC	166099	12099	B	9,474	9,474	9,474	9,474	N	40		1
12/10/10	12/10/10	FISHER SCIENTIFIC COMPANY LLC	158843	12099	B	7,673	7,673	7,673	7,673	N	40		1
12/14/09	01/18/10	FISHER SCIENTIFIC COMPANY LLC	150930	12004	B	1,741,326	1,643,317	5,874	1,643,317	N	41		1
12/15/10	12/15/10	FISHER SCIENTIFIC COMPANY LLC	158973	12099	B	32,356	32,356	32,356	32,356	N	40		1

Award Date	Complete Date	Contractor/Vendor	ContractID	Comm/ Service	Award Code	Original Encum. Value	Current Encum. Value	Fiscal Period Payments	Payments To-Date	NYS	Prog.	MWBE	Bids
12/21/10	12/30/10	FISHER SCIENTIFIC COMPANY LLC	159074	12099	B	16,156	16,156	16,156	16,156	N	40		1
04/25/11	04/25/11	FLIR SYSTEMS INC.	161855	12099	A1	7,020	7,020	7,020	7,020	N	40		1
03/29/12	05/07/12	FLOORING ENVIRONMENT INC.	168142	20600	B	129,631	129,631	0	0	N	52	X	1
04/08/11	05/31/11	FLOORING ENVIRONMENT INC.	161579	20600	B	142,896	172,890	172,890	172,890	N	52	X	1
02/09/12	05/18/12	FM OFFICE EXPRESS INC D/B/A OFFICE PRODU	167235	23103	A1	12,954	12,954	0	0	N	41	X	2
07/06/11	08/01/11	FM OFFICE EXPRESS INC D/B/A OFFICE PRODU	163231	39000	B	33,810	33,810	30,583	30,583	N	52	X	1
07/08/11	08/05/11	FM OFFICE EXPRESS INC D/B/A OFFICE PRODU	163307	39000	B	6,689	6,689	6,689	6,689	N	52	X	1
05/21/11	07/15/11	FOLIOT FURNITURE INC.	161972	20915	B	192,231	192,231	192,231	192,231	N	52		1
06/02/11	08/01/11	FOLIOT FURNITURE INC.	162584	21501	B	117,835	131,495	131,495	131,495	N	52		1
02/09/12	02/20/12	FOLLETT CORPORATION	167234	32501	C	137,736	68,868	0	0	N	33		1
07/12/11	08/15/11	FRANCE CASTING	163321	85200	A1	5,203	5,203	0	0	N	40		1
01/18/12	01/18/12	FULL COMPASS SYSTEMS LTD	166858	38212	A1	10,648	10,648	10,648	10,648	N	40		2
02/27/12	02/27/12	FULL COMPASS SYSTEMS LTD	167524	38212	A1	14,662	14,662	14,662	14,662	N	40		2
11/03/11	03/13/12	FULL COMPASS SYSTEMS LTD	165451	38212	A1	6,909	6,849	6,849	6,849	N	40		1
03/30/11	05/11/11	FURNITURE CONSULTANTS	161188	20803	A1	8,155	8,155	8,155	8,155	N	55		1
08/11/10	08/24/10	G.P. LAND & CARPET CORPORATION	156352	20600	B	8,642	8,642	8,642	8,642	N	40		1
03/17/11	03/18/11	GALASSO TRUCKING & RIGGING INC.	160888	70000	A1	5,500	5,500	2,750	2,750	Y	40		1
01/04/12	01/04/12	GALLITANO & O'CONNOR LLP	166666	38789	C	80,827	319,356	319,356	319,356	Y	40		
06/13/06	03/19/12	GALLITANO & O'CONNOR LLP	121736	73012	C	300,000	1,199,696	74,471	1,199,696	N	40		1
01/04/12	01/04/12	GARTNER INC.	166664	38789	C	158,831	1,584,298	1,584,298	1,584,298	Y	40		
02/28/07	03/19/12	GARTNER INC.	126846	73012	B	1,943,989	10,429,686	515,668	10,429,686	N	40		1
05/06/11	05/06/11	GARY DAVIE CONSTRUCTION	162112	84000	A1	9,500	9,500	9,500	9,500	Y	52		1
05/31/11	05/31/11	GARY DAVIE CONSTRUCTION	162518	84000	A1	7,000	9,900	9,900	9,900	Y	52		1
08/11/10	09/01/10	GAVIN CABLING SYSTEMS INC.	156356	77007	B	25,340	12,670	0	0	N	33		1
10/14/11	03/06/12	GAVIN CABLING SYSTEMS INC.	165108	38206	B	16,494	21,620	8,247	8,247	N	33		1
11/03/11	02/14/12	GAVIN CABLING SYSTEMS INC.	165461	60003	B	1,248,193	637,637	90,361	90,361	Y	33		1
03/09/12	05/18/12	GAYLORD BROS., INC.	167755	20915	B	10,809	10,809	0	0	Y	41		1
11/21/11	11/30/11	GDS INC.	165855	38600	B	354,325	198,531	0	0	N	33		1
03/07/11	03/15/11	GENERAL CABLE INDUSTRIES INC.	160594	77007	A1	12,541	13,884	13,884	13,884	N	40		2
02/27/12	02/28/12	GENERAL ELECTRIC D/B/A GE HEALTHCARE	167527	38789	B	844,129	844,129	0	0	N	33		1
12/07/10	03/21/12	GENESEEE SCIENTIFIC CORPORATION	158714	12023	A1	9,714	9,436	9,436	9,436	N	40		2
04/12/11	04/12/11	GENEVA SCIENTIFIC LLC	161624	85000	A1	153,335	153,335	153,335	153,335	N	28		4
12/07/10	06/20/11	GEOTECH ENVIRONMENTAL EQUIPMENT INC.	158704	12099	A1	8,021	8,026	8,026	8,026	N	40		1
07/29/11	07/29/11	GETINGE USA INC	163792	38789	A1	7,379	7,379	0	0	N	33		1
08/08/11	08/08/11	GETINGE USA INC	163958	38789	A1	14,439	14,439	0	0	N	33		2
03/09/12	03/09/12	GLOBAL EQUIPMENT CO.	167754	21501	A1	5,024	5,024	0	0	N	52		1

Award Date	Complete Date	Contractor/Vendor	ContractID	Comm/ Service	Award Code	Original Encum. Value	Current Encum. Value	Fiscal Period Payments	Payments To-Date	NYS	Prog.	MWBE	Bids
09/22/11	09/22/11	GLOBAL SURGICAL CORPORATION	164724	38789	A1	5,679	5,679	0	0	N	33		1
03/23/11	04/18/11	GN OTOMETRICS NORTH AMERICA	161041	12099	C	30,975	30,975	30,975	30,975	N	40		1
03/04/11	05/02/11	GRASSLAND EQUIPMENT & IRRIGATION CORP	160571	37000	B	13,387	26,609	26,609	26,609	N	41		1
09/01/11	09/19/11	GRASSLAND EQUIPMENT & IRRIGATION CORP	164351	37000	B	24,039	24,039	24,039	24,039	N	52		1
04/13/11	04/30/11	GRAYBAR ELECTRIC CO. INC.	161657	85110	B	23,118	23,118	23,118	23,118	N	21		1
12/09/10	12/31/10	GRAYBAR ELECTRIC CO. INC.	158817	85110	B	108,076	108,076	0	101,996	N	52		1
12/15/10	01/31/11	GROSSO DOOR & HARDWARE INC.	158968	35510	A1	5,400	5,400	5,400	5,400	Y	52		1
06/06/11	08/01/11	GROUP CONTRACT INC.	162655	85200	A1	5,329	5,329	5,329	5,329	N	52		1
06/29/11	08/15/11	GROUP CONTRACT INC.	163159	22700	A1	9,989	9,989	9,989	9,989	N	52		1
07/07/11	08/15/11	GROUP CONTRACT INC.	163279	22700	A1	9,989	9,989	9,989	9,989	N	52		1
05/11/11	07/22/11	GROUPE LACASSE LLC	162169	20915	B	86,666	91,066	91,066	91,066	N	33		1
10/20/11	12/06/11	GROUPE LACASSE LLC	165218	21705	B	7,181	7,181	7,181	7,181	N	40		1
01/13/10	01/13/10	GSO GRAPHICS INC.	151486	85090	A2	9,943	22,516	13,364	22,516	N	28	X	
02/08/12	02/08/12	GSO GRAPHICS INC.	167188	85090	A2	10,811	20,087	18,465	18,465	N	28	X	
02/26/10	02/26/10	GSO GRAPHICS INC.	152431	85090	A2	3,883	7,238	12	7,238	N	41	X	
03/10/11	03/10/11	GSO GRAPHICS INC.	160684	85090	A2	204	5,514	5,514	5,514	N	33	X	
04/11/11	04/11/11	GSO GRAPHICS INC.	161592	85090	A2	2,595	8,421	8,354	8,354	N	28	X	
04/19/10	04/19/10	GSO GRAPHICS INC.	153595	85090	A2	46	7,927	313	2,781	N	40	X	
04/23/10	04/23/10	GSO GRAPHICS INC.	153803	85090	A2	95	33,150	27,961	33,150	N	28	X	
05/04/11	05/04/11	GSO GRAPHICS INC.	162047	85090	A2	34	15,049	15,049	15,049	N	33	X	
05/27/11	05/27/11	GSO GRAPHICS INC.	162498	85090	A2	95	9,980	9,980	9,980	N	41	X	
05/27/11	05/27/11	GSO GRAPHICS INC.	162500	85090	A2	245	105,174	105,174	105,174	N	28	X	
06/21/10	06/21/10	GSO GRAPHICS INC.	154999	85090	A2	215	801,488	6,426	8,914	N	32	X	
06/27/11	06/27/11	GSO GRAPHICS INC.	163113	85090	A2	192	9,199	9,199	9,199	N	40	X	
07/21/11	07/21/11	GSO GRAPHICS INC.	163665	85090	A2	2,211	6,177	6,091	6,091	N	33	X	
08/13/10	08/13/10	GSO GRAPHICS INC.	156437	85090	A2	8,064	27,270	21,547	23,563	N	28	X	
08/17/11	08/17/11	GSO GRAPHICS INC.	164137	85090	A2	92	10,307	10,307	10,307	N	40	X	
08/19/11	08/19/11	GSO GRAPHICS INC.	164174	85090	A2	3,442	7,673	7,673	7,673	N	33	X	
08/25/10	08/25/10	GSO GRAPHICS INC.	156599	85090	A2	500,000	500,000	29,740	67,400	N	32	X	
11/29/10	11/29/10	GSO GRAPHICS INC.	158498	85090	A2	304	6,269	3,952	6,269	N	33	X	
08/31/11	10/01/11	GYM SOURCE	164349	30204	B	28,157	28,157	28,157	28,157	N	52		1
02/04/10	02/11/10	H.O. PENN MACHINERY COMPANY INC.	151947	35900	A1	1,407,802	703,901	74,165	526,837	N	33		2
03/11/08	11/10/10	H.O. PENN MACHINERY COMPANY INC.	135023	35900	A1	2,760,391	2,805,380	185,936	2,805,380	N	33		2
03/11/08	09/17/10	H.O. PENN MACHINERY COMPANY INC.	135026	35900	A1	2,036,532	2,102,598	0	2,096,027	N	33		2
03/11/08	03/13/12	H.O. PENN MACHINERY COMPANY INC.	135028	85200	A1	3,937,202	4,503,615	309,174	4,184,275	N	33		2
03/11/08	06/30/11	H.O. PENN MACHINERY COMPANY INC.	135032	35900	A1	1,880,808	2,025,794	2,120	2,014,501	N	33		2



Award Date	Complete Date	Contractor/Vendor	ContractID	Comm/ Service	Award Code	Original Encum. Value	Current Encum. Value	Fiscal Period Payments	Payments To-Date	NYS	Prog.	MWBE	Bids
03/11/08	08/18/10	H.O. PENN MACHINERY COMPANY INC.	135033	35900	A1	1,910,484	1,710,606	0	1,689,286	N	33		2
03/13/08	06/20/11	H.O. PENN MACHINERY COMPANY INC.	135083	35900	A1	2,926,861	3,084,419	0	3,027,667	N	33		2
11/24/08	04/21/11	H.O. PENN MACHINERY COMPANY INC.	141505	35900	E	1,133,600	1,129,838	22,918	1,129,838	Y	33		1
02/06/12	02/06/12	HAGE CARPET CO. INC.	167143	20600	B	7,238	7,238	7,238	7,238	N	28		1
02/28/12	02/28/12	HAGE CARPET CO. INC.	167572	20600	B	11,904	11,904	11,904	11,904	N	28		1
12/07/11	12/19/11	HAGE CARPET CO. INC.	166129	20600	A1	5,000	5,000	5,000	5,000	N	52		1
01/04/11	01/04/11	HANCOCK AND MOORE D/B/A CABOT WRENN	159302	20915	B	37,130	37,130	37,130	37,130	N	33		1
03/13/12	07/12/12	HANCOCK AND MOORE D/B/A CABOT WRENN	167792	20915	B	18,871	18,871	0	0	N	52		1
03/22/11	08/01/11	HANCOCK AND MOORE D/B/A CABOT WRENN	160942	21501	B	18,489	18,489	18,489	18,489	N	52		1
01/31/12	04/02/12	HANEL STORAGE SYSTEMS LP	167047	35111	B	761,932	380,966	0	0	N	33		1
01/25/12	01/25/12	HARMONIC INC.	166998	38212	A1	5,031	5,031	5,031	5,031	N	40		1
09/23/10	09/23/10	HARVARD APPARATUS	157109	38789	A1	6,009	6,009	6,009	6,009	N	40		1
12/10/10	12/10/10	HARVARD APPARATUS	158841	38789	A1	7,126	7,126	7,126	7,126	N	40		1
02/28/12	05/24/12	HAWORTH, INC.	167433	20915	B	1,504,100	1,504,100	0	0	N	41		1
03/01/10	03/19/10	HAWORTH, INC.	152470	20801	B	31,076	15,538	0	15,219	N	60		1
03/01/12	05/24/12	HAWORTH, INC.	167432	20915	B	1,434,328	1,404,140	0	0	N	41		1
03/20/12	05/28/12	HAWORTH, INC.	168006	20915	B	62,815	62,815	0	0	N	40		1
03/29/12	07/05/12	HAWORTH, INC.	167795	20915	B	31,478	31,478	0	0	N	52		1
05/11/11	11/09/11	HAWORTH, INC.	162172	20915	B	228,605	253,583	241,462	241,462	N	33		1
07/20/11	07/20/11	HAWORTH, INC.	163623	21501	B	9,230	9,133	9,133	9,133	N	52		1
12/06/10	06/06/11	HAWORTH, INC.	158654	20915	B	97,497	97,391	97,391	97,391	N	52		1
08/09/10	12/31/10	HELLMAN ELECTRIC CORPORATION	156232	93040	C	250,000	250,000	208,632	208,632	Y	32		1
09/27/11	09/27/11	HENRY SCHEIN INC.	164794	38789	A1	9,983	9,983	9,983	9,983	N	40		1
11/14/11	11/15/11	HENRY SCHEIN INC.	165654	38789	C	39,195	39,195	39,195	39,195	N	40		1
02/10/12	02/10/12	HERITAGE CONTRACT FLOORING LLC	167237	20600	B	57,200	56,747	0	0	N	52		1
02/17/11	04/30/11	HERITAGE CONTRACT FLOORING LLC	160323	20600	B	5,198	5,198	5,198	5,198	N	52		1
02/23/11	04/04/11	HERITAGE CONTRACT FLOORING LLC	160422	20600	B	6,756	6,756	6,756	6,756	N	52		1
02/23/11	04/04/11	HERITAGE CONTRACT FLOORING LLC	160423	20600	B	5,747	5,747	5,747	5,747	N	52		1
07/11/11	08/17/11	HERITAGE CONTRACT FLOORING LLC	163308	71002	A1	44,700	44,700	44,700	44,700	Y	52		2
12/20/11	12/28/11	HERMAN MILLER FOR HEALTHCARE	166391	38789	C	59,540	29,770	0	0	N	33		1
03/03/11	04/18/11	HERMAN MILLER INC.	160549	21701	B	26,017	26,839	26,839	26,839	N	40		1
04/15/09	05/01/09	HERMAN MILLER INC.	144986	11602	B	12,257	6,128	0	0	N	33		1
04/19/11	06/07/11	HERMAN MILLER INC.	161743	21705	B	17,704	17,704	17,704	17,704	N	40		1
06/03/10	06/22/10	HERMAN MILLER INC.	154627	24300	B	8,432	8,092	8,092	8,092	N	55		1
10/04/10	11/29/10	HERMAN MILLER INC.	157332	21701	B	30,530	30,474	30,474	30,474	N	40		1
11/11/10	12/27/10	HERMAN MILLER INC.	158224	21701	B	27,957	27,957	27,683	27,683	N	40		1

Award Date	Complete Date	Contractor/Vendor	ContractID	Comm/ Service	Award Code	Original Encum. Value	Current Encum. Value	Fiscal Period Payments	Payments To-Date	NYS	Prog.	MWBE	Bids
12/08/10	01/18/11	HERMAN MILLER INC.	158737	21701	B	48,013	48,013	0	0	N	40		1
12/17/10	01/24/11	HERMAN MILLER INC.	159014	21701	B	17,023	17,023	17,017	17,017	N	40		1
12/17/10	01/24/11	HERMAN MILLER INC.	159015	21701	B	14,834	14,834	14,806	14,806	N	40		1
01/17/12	06/18/12	HERMAN MILLER INC. D/B/A HERMAN MILLER	166830	20915	B	42,960	42,960	0	0	N	41		1
03/02/12	04/30/12	HERMAN MILLER INC. D/B/A HERMAN MILLER	167509	20915	B	59,288	59,288	0	0	N	40		1
05/05/11	07/25/11	HERMAN MILLER INC. D/B/A HERMAN MILLER	162094	20915	B	55,856	55,856	55,331	55,331	N	33		1
05/09/11	07/25/11	HERMAN MILLER INC. D/B/A HERMAN MILLER	162152	20915	B	118,353	118,353	118,353	118,353	N	33		1
05/10/11	06/01/12	HERMAN MILLER INC. D/B/A HERMAN MILLER	162154	20915	B	6,226	6,226	0	0	N	33		1
05/10/11	10/01/12	HERMAN MILLER INC. D/B/A HERMAN MILLER	162157	20915	B	71,820	71,820	0	0	N	33		1
05/10/11	02/01/13	HERMAN MILLER INC. D/B/A HERMAN MILLER	162158	20915	B	43,702	43,702	0	0	N	33		1
05/10/11	06/01/13	HERMAN MILLER INC. D/B/A HERMAN MILLER	162160	20915	B	46,916	46,916	0	0	N	33		1
05/19/11	07/18/11	HERMAN MILLER INC. D/B/A HERMAN MILLER	162363	20915	B	10,974	10,962	10,962	10,962	N	52		1
06/21/11	08/05/11	HERMAN MILLER INC. D/B/A HERMAN MILLER	162995	20915	B	35,219	35,219	35,219	35,219	N	40		1
10/17/11	04/25/12	HERMAN MILLER INC. D/B/A HERMAN MILLER	165114	20915	B	69,949	103,397	0	0	N	33		1
10/30/08	12/10/09	HERMAN MILLER INC. D/B/A HERMAN MILLER	141029	21501	B	885,464	888,111	0	885,680	N	40		1
12/29/10	05/23/11	HERMAN MILLER INC. D/B/A HERMAN MILLER	159193	20915	B	26,489	26,489	26,489	26,489	N	52		1
04/12/11	05/25/11	HEWLETT PACKARD COMPANY	161621	75305	B	17,989	16,007	16,007	16,007	N	40		1
07/28/11	07/28/11	HEWLETT PACKARD COMPANY	163749	75006	B	11,341	11,341	11,341	11,341	N	40		1
12/14/11	12/14/11	HEWLETT PACKARD COMPANY	166255	75006	B	11,056	11,056	11,056	11,056	N	40		1
02/25/12	04/30/12	HICKORY BUSINESS FURNITURE LLC D/B/A	167499	20915	B	86,041	86,041	0	0	N	40		1
02/27/12	06/25/12	HICKORY BUSINESS FURNITURE LLC D/B/A	167541	20915	B	160,219	160,219	0	0	N	41		1
07/11/11	08/05/11	HILL & MARKES INC.	163311	21400	A1	9,987	9,987	9,987	9,987	N	52		1
02/17/10	12/20/10	HILL-ROM CO. INC.	152164	38789	B	493,700	280,939	195,666	196,931	N	33		1
03/16/12	03/19/12	HILL-ROM CO. INC.	167945	38789	B	1,334,418	667,209	0	0	N	33		1
04/26/10	09/08/10	HILL-ROM CO. INC.	153837	38789	B	1,061,485	547,564	0	547,014	N	33		1
03/28/11	03/28/11	HI-SCOPE SYSTEM COMPANY	161109	12013	C	68,500	68,500	68,500	68,500	N	40		1
07/12/10	12/03/10	HITACHI HIGH TECHNOLOGIES AMERICA,INC.	155458	12013	E	173,966	173,966	8,699	173,966	N	41		1
02/07/12	03/14/12	HITACHI KOKUSAI ELECTRIC AMERICA LTD	167160	38800	C	81,160	81,256	81,256	81,256	N	40		1
02/01/11	02/02/11	HI-TECH A/C SERVICES INC.	159899	85000	A1	105,000	105,000	105,000	105,000	N	28		2
01/24/11	02/07/11	HOEFLER COMMUNICATIONS INC.	159727	85110	B	22,600	29,550	29,550	29,550	Y	52		1
08/11/11	08/19/11	HOGENTOGLER & CO. INC.	164017	12007	A1	5,314	5,314	5,314	5,314	N	40		1
06/09/11	06/09/11	HOLSAG CANADA	162789	21804	A1	10,130	10,130	10,130	10,130	N	52		2
01/04/12	02/01/12	HONEYWELL INTERNATIONAL INC.	166650	22931	A1	7,349	7,349	7,349	7,349	Y	41		1
05/12/11	10/26/11	HORIBA JOBIN YVON INC.	162209	12010	C	89,522	89,528	89,528	89,528	N	40		1
06/17/11	06/24/11	HORIBA JOBIN YVON INC.	162927	24209	C	31,964	31,964	31,964	31,964	N	40		1
05/02/11	05/02/11	HORWITZ PAPER & PACKAGING CO. INC. D/B/A	161965	21400	A1	9,875	9,875	9,875	9,875	N	52		1

Award Date	Complete Date	Contractor/Vendor	ContractID	Comm/ Service	Award Code	Original Encum. Value	Current Encum. Value	Fiscal Period Payments	Payments To-Date	NYS	Prog.	MWBE	Bids
03/22/12	07/16/12	HOSELTON CHEVROLET INC.	168041	40590	B	39,931	39,931	0	0	N	21		1
03/27/12	07/16/12	HOSELTON CHEVROLET INC.	168121	40590	B	39,931	39,931	0	0	N	21		1
01/20/10	12/01/10	HUDSON BAY ENVIRONMENTS GROUP LLC	151625	20915	A1	12,800	11,465	0	0	Y	55	X	2
12/30/10	02/07/11	I.MILLER PRECISION OPTICAL INSTRUMENTS	159213	12010	C	71,336	71,336	71,336	71,336	N	40		1
02/15/11	02/15/11	IBM CORPORATION	160243	75008	B	1,283,960	1,283,960	64,198	1,283,960	N	40		1
06/07/10	03/31/11	IBM CORPORATION	154692	78259	B	75,134	74,592	6,870	73,064	Y	41		1
01/04/12	01/04/12	ICORE TECHNOLOGIES LLC	166662	38789	C	29,324	144,817	144,817	144,817	Y	40		
02/13/06	03/25/11	ICORE TECHNOLOGIES LLC	118872	22952	C	264,000	2,408,739	291,843	2,408,739	Y	40		1
08/05/10	08/12/10	IDEXX DISTRIBUTION INC.	156183	85200	A1	7,968	7,968	0	7,958	N	40		1
04/08/11	04/08/11	INDUSTRIAL ACOUSTICS COMPANY	161538	12099	C	39,780	39,780	39,780	39,780	N	40		1
03/23/11	03/23/11	INFOSYS INTERNATIONAL INC.	161037	38789	C	20,600	53,800	25,800	53,800	Y	40	X	
05/27/10	05/27/10	INFOSYS INTERNATIONAL INC.	154481	38789	C	8,000	374,100	186,900	374,100	Y	40	X	
09/12/11	09/23/11	INNER SPACE SYSTEMS INC.	164477	20915	A1	5,112	275,000	3,834	3,834	Y	41		1
07/18/11	08/14/11	INNOVATIVE SIGNAGE SYSTEMS INC. D/B/A	163523	23103	A1	12,148	11,110	11,110	11,110	N	52		2
02/27/12	06/25/12	INTEGRA INC.	167521	20915	B	25,234	25,234	0	0	N	41		1
10/04/10	10/04/10	INTERMEDIA GROUP INC.	157306	38789	C	14,700	420,975	244,050	420,975	Y	40		
10/26/09	10/26/09	INTERMEDIA GROUP INC.	149745	38789	C	10,920	606,040	254,125	606,040	Y	40		1
10/26/09	10/26/09	INTERMEDIA GROUP INC.	149746	38789	C	15,000	515,915	145,855	515,915	Y	40		1
11/03/10	11/03/10	INTERMEDIA GROUP INC.	158007	38789	C	16,711	402,701	253,315	402,701	Y	40		
11/03/10	11/03/10	INTERMEDIA GROUP INC.	158009	38789	C	26,145	423,885	267,120	423,885	Y	40		
11/14/11	11/14/11	INTERMEDIA GROUP INC.	165627	38789	C	16,800	121,440	121,440	121,440	Y	40		
06/22/11	06/22/11	INTERMETRO INDUSTRIES CORP.	163015	38789	A1	7,322	5,722	0	0	N	33		1
07/15/11	07/15/11	INTERWORLD HIGHWAY, LLC D/B/A TEQUIPME	163499	12099	A1	8,967	8,965	8,965	8,965	N	40		1
02/07/11	05/02/11	IRWIN SEATING CO. DBA IRWIN TELESCOPIC	159997	20915	B	21,719	23,897	23,897	23,897	N	40		1
12/29/11	01/05/12	IVCI LLC	166539	38205	B	154,622	154,622	154,622	154,622	N	40		1
07/28/11	07/28/11	J & R CORPORATE SALES	163751	38800	A1	5,588	5,588	5,588	5,588	N	40		1
02/09/11	05/02/11	J. S. MCHUGH INC.	160085	20915	A1	9,230	9,230	9,230	9,230	Y	40		1
11/14/11	11/14/11	JAMF SOFTWARE LLC	165642	22944	A1	9,535	9,535	9,535	9,535	N	40		1
02/27/12	06/04/12	JASPER GROUP, JSI, COMMUNITY, & KLEM	167542	20915	B	47,768	47,768	0	0	N	41		1
06/15/11	06/15/11	JASPER GROUP, JSI, COMMUNITY, & KLEM	162871	20915	B	7,133	7,133	7,133	7,133	N	28		1
12/22/11	12/22/11	JEOL USA INC.	166460	12013	C	1,100,000	1,100,000	0	0	N	40		1
03/03/11	04/04/11	JFD SALES CONSULTING SERVICES CORP	160550	21701	A1	8,515	8,515	8,515	8,515	N	40	X	1
03/16/12	04/30/12	JFD SALES CONSULTING SERVICES CORP	167955	23103	A1	9,997	9,997	0	0	N	41	X	1
05/23/11	05/30/11	JFD SALES CONSULTING SERVICES CORP	162411	20915	A1	90,320	82,597	82,597	82,597	Y	40	X	2
06/09/11	08/01/11	JFD SALES CONSULTING SERVICES CORP	162797	20915	E	12,630	12,630	12,630	12,630	Y	41	X	1
09/21/11	01/16/12	JFD SALES CONSULTING SERVICES CORP	164705	20915	A1	89,983	89,983	0	0	Y	41	X	6

Award Date	Complete Date	Contractor/Vendor	ContractID	Comm/ Service	Award Code	Original Encum. Value	Current Encum. Value	Fiscal Period Payments	Payments To-Date	NYS	Prog.	MWBE	Bids
11/18/11	12/19/11	JFD SALES CONSULTING SERVICES CORP	165840	39014	A1	14,996	14,996	0	0	N	41	X	2
12/07/11	01/11/12	JFD SALES CONSULTING SERVICES CORP	166121	25200	A1	6,277	6,277	0	0	N	41	X	1
06/06/11	06/06/11	JOAN'S DRAPERIES INC.	162630	21200	A1	6,895	6,895	6,895	6,895	N	52	X	1
07/21/11	07/25/11	JOERNS LLC	163664	38789	A1	21,900	21,840	21,840	21,840	N	33		4
02/27/12	03/14/12	JOHN D. MARCELLA APPLIANCES & SON INC.	167528	25200	A1	5,481	5,481	5,481	5,481	N	52		1
08/02/11	08/08/11	JOHN D. MARCELLA APPLIANCES & SON INC.	163855	25200	A1	8,251	8,755	8,755	8,755	N	52		1
08/16/11	08/24/11	JOHN D. MARCELLA APPLIANCES & SON INC.	164130	25200	A1	5,724	5,724	5,724	5,724	Y	52		1
04/05/11	05/30/11	JOHN H. BLACK COMPANY INC.	161367	92100	A1	7,296	7,296	7,296	7,296	Y	52		1
03/03/11	06/13/11	JOHN SAVOY & SON INC.	160553	31616	B	305,336	305,336	305,336	305,336	N	52		1
03/08/10	02/15/11	JOHN SAVOY & SON INC.	152600	20915	B	810,154	810,154	810,154	810,154	N	52		1
03/09/10	04/15/11	JOHN SAVOY & SON INC.	152620	20915	B	875,639	875,639	875,639	875,639	N	52		1
03/09/10	07/15/11	JOHN SAVOY & SON INC.	152621	20915	B	888,518	888,518	888,518	888,518	N	52		1
03/21/11	08/15/11	JOHN SAVOY & SON INC.	160908	21501	B	354,371	376,144	376,144	376,144	N	52		1
03/24/11	07/25/11	JOHN SAVOY & SON INC.	161051	21501	B	19,041	22,026	22,026	22,026	N	52		1
03/25/11	06/06/11	JOHN SAVOY & SON INC.	161069	21501	B	49,941	49,941	49,941	49,941	N	52		1
04/05/10	02/15/11	JOHN SAVOY & SON INC.	153218	20915	B	14,182	16,326	16,326	16,326	N	52		1
04/05/11	06/01/11	JOHN SAVOY & SON INC.	161301	20915	B	16,365	16,365	16,365	16,365	N	28		1
04/28/11	05/23/11	JOHN SAVOY & SON INC.	161911	21501	B	7,222	7,222	7,222	7,222	N	52		1
05/07/11	07/18/11	JOHN SAVOY & SON INC.	162120	20915	A1	96,570	99,783	99,783	99,783	N	52		2
05/23/11	08/19/11	JOHN SAVOY & SON INC.	162441	21501	B	136,435	134,927	134,927	134,927	N	52		1
05/25/10	02/15/11	JOHN SAVOY & SON INC.	154410	20915	B	137,652	137,652	137,652	137,652	N	52		1
06/01/10	04/15/11	JOHN SAVOY & SON INC.	154552	20915	B	93,403	93,403	93,403	93,403	N	52		1
06/01/10	07/15/11	JOHN SAVOY & SON INC.	154553	20915	B	92,336	92,336	92,336	92,336	N	52		1
06/01/11	08/08/11	JOHN SAVOY & SON INC.	162553	20915	B	25,800	28,290	28,290	28,290	N	52		1
06/01/11	08/08/11	JOHN SAVOY & SON INC.	162568	20915	B	25,800	28,305	28,305	28,305	N	52		1
08/10/11	09/01/11	JOHN SAVOY & SON INC.	163992	20915	B	34,804	34,804	34,804	34,804	N	52		1
09/12/11	09/26/11	JOHN SAVOY & SON INC.	164472	21501	B	5,044	5,044	5,044	5,044	N	52		1
09/27/11	10/24/11	JOHN SAVOY & SON INC.	164778	21501	B	35,113	35,113	35,113	35,113	N	52		1
09/30/11	10/17/11	JOHN SAVOY & SON INC.	164876	21501	B	5,232	5,232	5,232	5,232	N	52		1
11/04/11	06/01/12	JOHN SAVOY & SON INC.	165493	20915	B	347,438	347,438	0	0	N	52		1
11/04/11	06/01/12	JOHN SAVOY & SON INC.	165497	20915	B	26,186	26,186	0	0	N	52		1
11/11/10	12/20/10	JOHN SAVOY & SON INC.	158222	21501	B	23,883	23,883	23,883	23,883	N	52		1
11/29/11	06/04/12	JOHN SAVOY & SON INC.	165964	21501	B	472,103	472,103	0	0	N	52		1
12/03/10	06/01/11	JOHN SAVOY & SON INC.	158630	21501	B	506,878	507,765	507,765	507,765	N	52		1
12/14/10	06/13/11	JOHN SAVOY & SON INC.	158639	20915	B	95,237	95,237	95,237	95,237	N	52		1
12/20/10	01/17/11	JOHN SAVOY & SON INC.	159033	20800	B	22,952	22,952	22,952	22,952	N	52		1

Award Date	Complete Date	Contractor/Vendor	ContractID	Comm/ Service	Award Code	Original Encum. Value	Current Encum. Value	Fiscal Period Payments	Payments To-Date	NYS	Prog.	MWBE	Bids
12/28/11	04/01/13	JOHN SAVOY & SON INC.	166528	20915	B	730,484	730,484	0	0	N	52		1
12/28/11	04/01/13	JOHN SAVOY & SON INC.	166532	20915	B	841,562	841,562	0	0	N	52		1
12/28/11	04/01/13	JOHN SAVOY & SON INC.	166533	20915	B	836,429	836,429	0	0	N	52		1
12/28/11	04/01/13	JOHN SAVOY & SON INC.	166534	20915	B	660,824	660,824	0	0	N	52		1
12/29/11	04/01/13	JOHN SAVOY & SON INC.	166540	20915	B	26,953	26,953	0	0	N	52		1
04/06/09	04/17/09	JOHNSON CONTROLS INC.	144600	93000	B	26,311	13,156	0	12,366	N	33		1
04/28/09	08/26/11	JOHNSON CONTROLS INC.	145428	95040	E	3,930,908	2,131,024	115,834	1,959,799	Y	33		1
01/18/12	01/18/12	JOHNSON CONTROLS, INC.	166868	34710	B	424,490	424,490	0	0	Y	40		1
02/22/12	02/22/12	JOHNSON CONTROLS, INC.	167454	38000	B	239,881	245,054	0	0	N	40		1
04/21/10	04/21/10	JOHNSON CONTROLS, INC.	153720	84000	E	21,742	21,742	1,087	21,742	N	33		1
06/15/09	12/29/11	JOHNSON CONTROLS, INC.	146701	38789	E	4,200,000	2,931,035	1,019,350	2,565,356	N	33		1
08/31/10	04/27/12	JOHNSON CONTROLS, INC.	156669	85000	B	62,119	110,655	99,827	99,827	N	30		1
09/09/11	09/09/11	JOHNSON CONTROLS, INC.	164459	34710	B	13,180	13,180	13,180	13,180	Y	41		1
11/03/10	11/22/10	JOHNSON CONTROLS, INC.	158005	94060	B	95,009	95,009	34,555	95,000	N	33		1
05/06/09	05/06/09	JOSS DATA INC.	145679	38789	C	10,400	443,745	161,120	443,745	Y	40		1
06/08/11	08/01/11	JSJ FURNITURE CORPORATION D/B/A HARTER	162758	20915	B	7,290	7,290	7,290	7,290	N	41		1
06/09/11	08/08/11	JSJ FURNITURE CORPORATION D/B/A HARTER	162816	20915	B	95,652	95,652	92,582	92,582	N	40		1
03/13/12	04/30/12	JSJ FURNITURE CORPORATION D/B/A ZOOM SE	167807	20915	B	9,754	9,754	0	0	N	41		1
06/08/11	08/01/11	JSJ FURNITURE CORPORATION D/B/A ZOOM SE	162746	20915	B	10,316	10,316	10,316	10,316	N	41		1
03/31/11	04/11/11	K.C. DAW CONSULTING LLC	161597	38789	C	29,970	234,997	234,997	234,997	Y	40		
11/15/11	11/15/11	KARDEX REMSTAR LLC	165662	27506	B	197,660	197,660	197,660	197,660	N	1		1
05/27/11	05/27/11	KARDEX SYSTEMS	162502	27506	B	197,660	0	0	0	N	1		1
12/02/11	04/19/12	KARL STORZ ENDOSCOPY-AMERICA, INC.	166032	10132	B	911,528	464,754	0	0	N	33		1
09/19/11	09/30/11	KARL'S SALES AND SERVICE CO. LLC	164635	85200	A1	8,676	8,726	8,726	8,726	N	40		1
10/04/11	10/28/11	KARL'S SALES AND SERVICE CO. LLC	164963	25200	A1	6,245	6,237	6,237	6,237	N	40		1
02/10/11	02/10/11	KEITHLEY INSTRUMENTS, INC.	160116	85000	A1	6,113	6,113	6,113	6,113	N	40		1
06/15/04	06/29/04	KEYSPAN ENERGY MANAGEMENT, INC	105406	30901	E	14,103	14,103	0	0	Y	40		1
03/22/11	08/01/11	KI	160946	21501	B	11,554	11,554	11,554	11,554	N	52		1
03/13/12	07/12/12	KIMBALL OFFICE A DIVISION OF KIMBALL INT	167794	20915	B	16,210	16,210	0	0	N	52		1
03/19/12	04/30/12	KIMBALL OFFICE A DIVISION OF KIMBALL INT	167973	20915	B	63,890	63,890	0	0	N	41		1
05/16/11	08/15/11	KIMBALL OFFICE A DIVISION OF KIMBALL INT	162279	21501	B	19,605	18,184	18,184	18,184	N	52		1
06/08/11	08/01/11	KIMBALL OFFICE A DIVISION OF KIMBALL INT	162766	20915	B	32,292	31,519	31,519	31,519	N	41		1
06/10/11	08/08/11	KIMBALL OFFICE A DIVISION OF KIMBALL INT	162834	20915	B	38,329	38,329	38,329	38,329	N	40		1
10/05/11	11/22/11	KIMBALL OFFICE A DIVISION OF KIMBALL INT	164989	20915	B	11,324	11,324	11,324	11,324	N	41		1
10/06/11	12/12/11	KIMBALL OFFICE A DIVISION OF KIMBALL INT	165015	20915	B	379,515	392,768	387,989	387,989	N	41		1
09/29/10	06/23/11	KINDER SCIENTIFIC COMPANY LLC	157237	85000	A1	8,680	8,880	8,880	8,880	N	40		1

Award Date	Complete Date	Contractor/Vendor	ContractID	Comm/ Service	Award Code	Original Encum. Value	Current Encum. Value	Fiscal Period Payments	Payments To-Date	NYS	Prog.	MWBE	Bids
08/07/09	09/15/09	KLEPPER HAHN & HYATT	148028	85075	A1	2,850	7,850	0	4,661	Y	21		1
06/29/11	06/29/11	KMEL CORP D/B/A KEYSTONE PRECISION INST	163155	12099	A1	7,910	7,910	7,910	7,910	N	40		1
04/06/11	05/16/11	KNIGHT MARKETING CORP OF NY	161475	30225	A1	6,318	6,318	6,318	6,318	Y	41		1
02/17/11	04/01/11	KNOLL, INC.	160333	20915	B	6,724	6,724	6,724	6,724	N	52		1
02/26/12	04/30/12	KNOLL, INC.	167510	20915	B	29,688	29,688	0	0	N	40		1
03/20/12	05/28/12	KNOLL, INC.	168005	20915	B	165,637	165,637	0	0	N	40		1
04/06/11	05/11/11	KNOLL, INC.	161436	20915	B	6,152	6,049	6,049	6,049	N	55		1
05/06/11	08/05/11	KNOLL, INC.	162103	20915	B	103,021	106,417	78,710	78,710	N	40		1
12/09/10	02/14/11	KNOLL, INC.	158795	20915	B	222,977	230,559	223,696	223,696	N	32		1
12/12/11	01/30/12	KNOLL, INC.	166199	20915	B	88,322	88,322	0	0	N	32		1
08/20/11	09/16/11	KONICA MINOLTA BUSINESS SOLUTIONS USA I	164183	22424	B	404,867	402,812	402,812	402,812	N	40		1
11/29/11	12/19/11	KONICA MINOLTA BUSINESS SOLUTIONS USA I	165938	22424	B	24,549	24,549	16,366	16,366	N	41		1
06/08/11	06/21/11	KONICA MINOLTA BUSINESS SOLUTIONS USA,	162713	22924	B	11,826	11,826	11,826	11,826	N	40		1
01/10/12	05/28/12	KRUEGER INTERNATIONAL INC. DBA KI	166759	21501	B	15,609	15,609	0	0	N	52		1
02/25/12	04/30/12	KRUEGER INTERNATIONAL INC. DBA KI	167498	20915	B	111,466	111,466	0	0	N	40		1
03/07/11	05/20/11	KRUEGER INTERNATIONAL INC. DBA KI	160593	20915	B	824,042	1,053,139	1,023,577	1,023,577	N	40		1
03/08/10	05/05/10	KRUEGER INTERNATIONAL INC. DBA KI	152611	27502	B	20,664	13,029	0	12,879	N	60		1
04/08/11	06/02/11	KRUEGER INTERNATIONAL INC. DBA KI	161583	20915	B	9,880	9,880	9,880	9,880	N	28		1
05/13/11	12/30/11	KRUEGER INTERNATIONAL INC. DBA KI	162224	20915	B	825,458	763,571	586,972	586,972	N	40		1
06/28/11	07/15/11	KRUEGER INTERNATIONAL INC. DBA KI	163131	20915	B	8,750	8,750	8,750	8,750	N	40		1
07/18/11	02/28/12	KRUEGER INTERNATIONAL INC. DBA KI	163541	38205	B	62,375	62,375	0	0	N	41		1
11/14/08	12/19/08	KRUEGER INTERNATIONAL INC. DBA KI	141313	21501	B	105,352	105,238	0	102,073	N	40		1
12/14/10	06/13/11	KRUEGER INTERNATIONAL INC. DBA KI	158642	20915	B	26,202	26,202	26,202	26,202	N	52		1
12/21/11	04/30/12	KRUEGER INTERNATIONAL INC. DBA KI	166452	20915	B	266,816	266,816	0	0	N	41		1
12/23/10	05/23/11	KRUEGER INTERNATIONAL INC. DBA KI	159119	21501	B	15,609	15,609	15,609	15,609	N	52		1
03/31/11	04/11/11	LAERDAL MEDICAL CORPORATION	161242	12004	A1	9,420	9,420	9,420	9,420	N	40		1
09/15/10	02/01/11	LAKE SHORE CRYOTRONICS, INC.	156948	12099	C	57,000	57,000	57,000	57,000	N	40		1
11/17/99	12/30/99	LANDMARK FLOORING CONCEPTS INC	69495	22500	A1	14,857	14,857	0	0	N	52		2
09/23/11	10/30/11	LANDSCAPE FORMS INC	164746	20915	B	6,289	6,289	6,289	6,289	Y	52		1
09/28/11	10/24/11	LANDSCAPE FORMS INC	164820	21501	B	5,915	5,915	5,915	5,915	N	52		1
01/04/11	02/04/11	LAPIETRA MACHINERY & EQUIPMENT RENTAL I	159328	08207	A1	13,791	13,591	13,591	13,591	N	41		2
04/06/11	05/02/11	LAPIETRA MACHINERY & EQUIPMENT RENTAL I	161439	08207	A1	6,376	6,376	6,376	6,376	N	41		1
11/04/10	11/30/10	LASH CONTRACTING INC.	158047	94050	A1	9,500	9,500	0	2,500	Y	52		1
03/07/11	04/01/21	LECROY CORP.	160599	85200	C	24,229	24,229	24,204	24,204	N	40		1
02/11/11	02/17/11	LEICA BIOSYSTEMS RICHMOND	160134	85200	A1	7,410	7,410	7,356	7,356	N	40		1
04/12/11	04/20/11	LEICA MICROSYSTEMS, INC.	161622	12099	A1	7,717	7,717	7,717	7,717	N	40		1

Award Date	Complete Date	Contractor/Vendor	ContractID	Comm/ Service	Award Code	Original Encum. Value	Current Encum. Value	Fiscal Period Payments	Payments To-Date	NYS	Prog.	MWBE	Bids
12/10/10	12/10/10	LEICA MICROSYSTEMS, INC.	158838	38789	B	14,647	14,647	14,647	14,647	N	40		1
12/15/10	03/21/11	LEICA MICROSYSTEMS, INC.	158967	38789	B	76,927	77,280	77,280	77,280	N	28		1
07/16/98	09/01/98	LFI LANDSCAPE FORMS	60415	20803	A1	12,095	10,895	0	0	N	52		2
06/11/11	06/24/11	LIBERTY MOVING & STORAGE CO., INC.	162835	79004	B	66,732	77,420	77,420	77,420	Y	40		1
07/08/11	07/08/11	LIBI INDUSTRIES LTD	163293	75308	B	8,034	8,034	8,034	8,034	N	40	X	1
02/15/11	03/14/11	LI-COR, INC.	160272	12099	C	21,972	21,972	21,972	21,972	N	40		1
05/12/10	05/17/10	LI-COR, INC.	154143	12004	E	107,490	107,490	0	107,090	N	40		1
06/09/11	08/12/11	LI-COR, INC.	162800	12099	A1	7,925	7,937	7,937	7,937	N	40		1
03/22/12	03/23/12	LIFE TECHNOLOGIES, INC.	168058	38789	B	19,990	19,990	0	0	N	40		1
10/11/11	12/15/11	LIGHTING SERVICES INC.	165057	38212	A1	11,256	11,324	11,324	11,324	N	40		2
04/08/11	04/08/11	LINCOLN MOVING & STORAGE OF BUFFALO	161542	79004	B	5,330	5,330	5,330	5,330	Y	52		1
04/22/11	05/14/11	LINCOLN MOVING & STORAGE OF BUFFALO	161834	79004	B	6,300	6,300	6,300	6,300	Y	52		1
07/18/11	07/18/11	LINCOLN MOVING & STORAGE OF BUFFALO	163525	79004	B	5,600	5,600	5,600	5,600	Y	52		1
05/19/11	06/20/11	LINSTAR INC.	162367	20915	B	60,028	53,421	53,421	53,421	N	52	X	1
03/02/11	04/25/11	LOEWENSTEIN A DIVISION OF OFS BRANDS IN	160518	21804	B	5,138	6,578	6,578	6,578	N	52		1
07/06/10	08/23/10	LOEWENSTEIN A DIVISION OF OFS BRANDS IN	155311	21501	B	15,187	15,187	1,303	15,187	N	52		1
12/08/11	12/21/11	LONZA WALKERSVILLE INC.	166165	85200	C	10,150	10,150	0	0	N	40		1
10/25/10	11/08/10	LOUIS N. PICCIANO & SON, INC.	157754	94050	A1	5,713	5,713	5,713	5,713	Y	52		1
10/28/10	11/08/10	LOUIS N. PICCIANO & SON, INC.	157880	94050	A1	5,713	5,713	5,713	5,713	Y	52		1
05/23/11	07/01/11	LOWE'S HOME CENTERS INC.	162432	25200	A1	15,850	15,850	15,850	15,850	N	52		2
05/31/11	06/08/11	LUDY GREENHOUSE MANUFACTURING CORP.	162516	20911	C	19,282	19,282	19,282	19,282	N	40		1
12/01/11	01/02/12	LUMICOR INC.	166005	21501	A1	5,166	5,166	5,166	5,166	N	52		1
01/20/12	02/10/12	LVC INTERIORS INC	166897	24400	A1	374,654	374,654	13,292	13,292	Y	40		2
11/14/11	11/14/11	LYNDA.COM INC.	165653	38212	C	12,500	12,500	12,500	12,500	N	40		1
07/12/11	01/31/12	M.BRAUN INC.	163318	12099	C	44,267	45,595	45,595	45,595	N	40		1
07/18/11	10/20/11	MAC SOURCE COMMUNICATIONS INC.	163549	38205	B	16,071	16,071	14,428	14,428	N	41		1
12/02/10	04/01/11	MACCOR INC.	158589	38787	E	128,000	128,000	128,000	128,000	N	41		1
05/19/11	07/18/11	MAC-GRAY SERVICES INC.	162366	20915	E	31,627	31,627	29,468	29,468	N	52		1
03/18/11	04/18/11	MARKMASTER INC.	160899	38600	A1	18,278	18,447	18,447	18,447	N	40		2
10/20/11	11/09/11	MARKMASTER INC.	165202	38600	A1	8,334	8,334	0	0	N	40		1
03/29/11	05/11/11	MAYLINE COMPANY LLC	161152	20915	B	5,560	5,560	5,560	5,560	N	55		1
05/20/10	07/01/10	MAYLINE COMPANY LLC	153138	23106	B	15,690	15,690	6,940	15,690	N	55		1
09/19/11	10/10/11	MAYLINE COMPANY LLC	164627	20915	B	8,342	8,342	0	0	N	40		1
08/08/11	08/22/11	MCQUADE & BANNIGAN INC.	163951	40533	A1	6,845	6,845	6,845	6,845	N	52		1
05/24/11	07/22/11	MEADOWS OFFICE SUPPLY CO. INC. D/B/A	162452	20915	A1	30,472	32,732	0	0	N	40	X	8
08/22/11	09/07/11	MEADOWS OFFICE SUPPLY CO. INC. D/B/A	164206	20910	A1	368,422	385,025	358,235	358,235	N	40	X	6

Award Date	Complete Date	Contractor/Vendor	ContractID	Comm/ Service	Award Code	Original Encum. Value	Current Encum. Value	Fiscal Period Payments	Payments To-Date	NYS	Prog.	MWBE	Bids
09/15/11	09/15/11	MED-ELECTRONICS, INC.	164569	38789	A1	48,853	48,853	48,853	48,853	N	33		6
07/29/11	07/29/11	MEDICAL DEVICE DEPOT INC.	163793	38789	A1	20,975	20,975	20,975	20,975	N	33		2
08/17/11	08/17/11	MEDICAL DEVICE DEPOT INC.	164139	38789	A1	5,797	5,797	5,797	5,797	N	33		1
09/12/11	09/14/11	MEDICAL DEVICE DEPOT INC.	164469	38789	A1	9,623	0	0	0	N	33		1
05/29/09	06/01/09	MEDICAL EDUCATION TECHNOLOGIES INC.	146343	10132	E	172,288	172,288	0	91,546	N	33		1
11/29/11	02/09/12	METROHM USA INC.	165914	12099	C	39,070	39,164	39,164	39,164	N	40		1
02/24/10	03/16/10	MIAMI WALL SYSTEMS, INC.	152346	38789	A1	5,637	5,637	5,637	5,637	N	28		1
12/29/11	12/30/11	MIAMI WALL SYSTEMS, INC.	166550	38789	A1	3,777,266	1,883,348	15,159	15,159	N	28		2
03/09/12	03/09/12	MICRO-OPTICS PRECISION INSTRUMENTS INC.	167760	12010	C	34,952	34,952	0	0	N	40		1
02/07/11	02/15/11	MICRO-OPTICS, INC.	159977	12010	A1	8,587	8,587	8,587	8,587	N	40		1
08/18/11	08/24/11	MICROSOL RESOURCES CORP	164150	79518	A1	11,004	0	0	0	N	40		2
03/02/12	04/30/12	MID-ISLAND ELECTRICAL SALES CORP.	167506	39000	B	14,416	14,416	0	0	N	40	X	1
08/11/08	08/11/08	MILROSE CONSULTANTS, INC.	139101	85075	A1	7,250	23,524	1,167	13,987	Y	33		1
05/16/11	07/20/11	MINDWARE TECHNOLOGIES LTD	162316	12099	C	5,450	5,465	5,465	5,465	N	40		1
09/26/11	09/26/11	MINNTECH CORPORATION	164777	85000	A1	43,956	43,956	42,420	42,420	N	33		2
09/30/09	09/30/09	MITCHELL MARTIN INC.	149155	38789	C	20,350	498,205	180,930	498,205	Y	40		1
11/09/11	03/01/12	MITCHELL METALS LLC	165586	39006	A1	6,333	6,333	0	0	N	33		1
06/10/11	05/15/12	MOBILE STEAM BOILER RENTAL CORP.	161941	37601	E	340,000	588,600	125,600	125,600	N	40		1
02/09/12	07/05/12	MOBILIER DE BUREAU LOGIFLEX	167197	20915	B	1,349,176	1,351,418	0	0	N	52		1
04/19/11	06/02/11	MOBLLIER DE BUREAU LOGIFLEX INC.	161736	20915	B	6,211	6,089	6,089	6,089	N	28		1
02/03/12	02/04/12	MODERN OFFICE SYSTEMS LLC	167119	85000	A1	721,459	721,459	197,771	197,771	N	33		2
08/12/11	08/31/11	MODERN OFFICE SYSTEMS LLC	164033	27504	A1	32,580	35,941	17,070	17,070	Y	40		2
04/11/11	11/19/11	MODERN OFFICE SYSTEMS, INC.	161610	85000	A1	716,737	0	0	0	N	33		2
11/22/10	08/18/11	MODULAR SPACE CORPORATION D/B/A MODSP	158408	42301	A1	29,692	30,208	12,214	20,805	N	52		2
08/08/11	08/31/11	MOLECULAR DEVICES INC.	163968	38789	A1	6,807	6,861	0	0	N	40		1
09/02/11	04/20/12	MOLECULAR DEVICES INC.	164405	38789	C	20,189	20,374	0	0	N	40		1
03/24/09	04/10/09	MOMENTUM TEXTILES, INC.	144330	21210	A1	5,570	5,570	0	5,555	N	52		1
03/09/12	04/06/12	MONTEL, INC. AETNASTAK	167761	20915	B	20,998	20,998	0	0	N	40		1
06/10/11	07/01/11	MOREHOUSE APPLIANCES LLC	162824	25200	A1	8,352	8,352	8,352	8,352	N	52		1
01/07/11	08/12/11	MORRELL INSTRUMENT CO., INC	159428	12010	C	16,467	16,406	16,406	16,406	N	40		1
09/30/11	10/10/11	MORRELL INSTRUMENT CO., INC	164869	12010	B	15,981	15,981	15,981	15,981	Y	40		1
01/16/12	01/16/12	MOTOROLA SOLUTIONS INC.	166807	38211	B	24,455	24,455	24,455	24,455	N	30		1
04/12/11	05/12/11	MOTOROLA SOLUTIONS INC.	161637	78550	B	10,538	10,538	10,538	10,538	N	30		1
10/08/09	03/08/10	MOTOROLA, INC.	149379	78550	B	2,112,982	2,118,533	216,849	2,118,533	N	30		1
12/20/10	01/28/11	MR. ROOTER PLUMBING	159043	85000	A1	5,240	10,480	10,480	10,480	N	28		2
04/27/11	05/09/11	MSC INDUSTRIAL SUPPLY CO.	161904	39000	B	16,490	16,490	0	0	N	41		1



Dormitory Authority - State of New York

Procurement Report  
April 1, 2011 - March 31, 2012

Award Date	Complete Date	Contractor/Vendor	ContractID	Comm/ Service	Award Code	Original Encum. Value	Current Encum. Value	Fiscal Period Payments	Payments To-Date	NYS	Prog.	MWBE	Bids
07/07/11	08/01/11	MSC INDUSTRIAL SUPPLY CO.	163269	39000	B	97,381	97,379	97,379	97,379	N	52		1
06/15/11	10/12/11	MTI CORPORATION	162875	12099	C	19,396	0	0	0	N	40		1
10/12/11	10/12/11	MTI CORPORATION	165083	12099	C	11,246	11,246	11,246	11,246	N	40		1
10/12/11	10/12/11	MTI CORPORATION	165091	12099	C	8,339	8,339	8,339	8,339	N	40		1
05/16/11	03/13/12	MYERS INFORMATION SYSTEMS INC.	162281	38212	C	33,740	28,302	28,302	28,302	N	40		1
01/12/12	01/12/12	NADLER MOBILE LLC	166789	42301	E	23,915	23,915	23,915	23,915	Y	52		1
06/23/11	06/23/11	NANOSCIENCE INSTRUMENTS INC.	163050	12099	C	14,631	14,631	14,631	14,631	N	40		1
05/07/10	05/07/10	NASSAU MOVING & STORAGE CO.	154058	21501	C	97,440	97,440	0	90,092	Y	52		1
05/21/11	07/15/11	NASSAU MOVING & STORAGE CO.	162143	79004	C	244,296	284,744	284,628	284,628	Y	52		1
06/08/10	09/09/10	NASSAU MOVING & STORAGE CO.	154742	21501	C	230,496	257,496	0	245,112	Y	52		1
04/28/11	04/29/11	NATIONAL BUSINESS FURNITURE LLC	161917	20915	A1	5,734	5,734	5,734	5,734	N	40		1
12/06/11	12/06/11	NATIONAL SOUND INDUSTRIES INC.	166087	38200	B	18,086	18,086	0	0	N	52		1
08/05/11	08/05/11	NATUS MEDICAL INC	163934	38789	A1	8,455	9,130	8,455	8,455	N	33		1
04/05/11	07/15/11	NEMSCHOFF CHAIRS, INC.	161320	20915	B	420,699	412,957	234,862	234,862	N	40		1
06/15/11	06/20/11	NET@WORK INC.	162902	73012	B	32,681	32,681	32,681	32,681	N	40		1
03/03/11	03/03/11	NETWORK HARDWARE RESALE LLC	160558	22994	B	5,760	5,760	5,760	5,760	N	40		1
09/01/11	09/19/11	NEW HOLLAND CORTLAND INC. D/B/A NEW HOL	164354	41600	A1	6,525	6,525	0	0	N	52		1
08/18/11	08/19/11	NEW YORK CITY WATER BOARD	164162	85000	E	70,339	23,446	23,446	23,446	N	28		1
03/16/11	03/17/11	NEW YORK STATE ELECTRIC & GAS CORPORA	160838	85000	E	94,935	94,935	94,935	94,935	N	52		1
10/17/11	10/17/11	NEW YORK STATE TECHNOLOGY ENTERPRISE	165149	73012	B	349,150	349,150	71,318	71,318	Y	40		1
10/20/11	06/01/12	NEW YORK STATE TECHNOLOGY ENTERPRISE	165213	73001	B	91,000	91,000	47,342	47,342	Y	40		1
02/14/12	02/15/12	NEWPORT CORPORATION	167318	38789	E	11,392	11,392	0	0	N	40		1
12/13/10	12/13/10	NEWPORT CORPORATION	158864	38789	A1	9,339	9,339	9,339	9,339	N	40		1
07/15/11	07/15/11	NEXCELOM BIOSCIENCE LLC	163500	12099	C	15,470	15,470	15,470	15,470	N	40		1
03/19/12	05/01/12	NEXUS CONSORTIUM INC.	167936	22994	B	84,950	40,975	0	0	N	41	X	1
02/17/12	05/14/12	NICKERSON CORPORATION	167429	27502A	B	10,390	10,390	0	0	N	41		1
09/23/09	10/06/10	NICKERSON CORPORATION	149017	30219	A1	11,137	16,802	0	14,302	Y	40		2
12/19/11	01/03/12	NILFISK-ADVANCE INC. D/B/A CLARKE	166355	21400	B	23,388	23,388	23,388	23,388	N	52		1
12/03/10	12/08/10	NOLDUS INFORMATION TECHNOLOGY INC.	158606	38215	E	24,530	24,530	24,530	24,530	N	40		1
03/14/12	03/14/12	NORA SYSTEMS INC.	167836	92070	E	69,222	69,222	0	0	N	52		1
11/08/11	11/21/11	NOR-CAL PRODUCTS INC.	165552	12099	C	24,995	24,995	24,995	24,995	N	40		1
01/31/11	02/28/11	NORTEKUSA LLC	159863	12099	C	20,400	20,400	20,400	20,400	N	40		1
08/10/11	08/10/11	NORTHCO PRODUCTS, INC.	163989	75509	B	9,650	9,650	9,650	9,650	N	1		1
05/18/11	05/27/11	NORTHEASTERN TECHNOLOGIES GROUP INC	162337	12099	C	12,095	12,095	12,095	12,095	N	40		1
06/15/11	06/24/11	NORTHERN DIGITAL INC.	162905	85200	C	59,280	59,280	59,280	59,280	N	40		1
03/25/11	08/01/11	NUCRAFT FURNITURE COMPANY	161065	21501	B	25,420	25,420	24,984	24,984	N	52		1

Award Date	Complete Date	Contractor/Vendor	ContractID	Comm/ Service	Award Code	Original Encum. Value	Current Encum. Value	Fiscal Period Payments	Payments To-Date	NYS	Prog.	MWBE	Bids
01/27/11	02/14/11	NYS INDUSTRIES FOR DISABLED INC.	159811	31607	B	20,744	20,744	20,744	20,744	Y	52		1
03/08/12	03/08/12	NYS INDUSTRIES FOR DISABLED INC.	167742	31607	B	9,057	9,057	0	0	Y	52		1
05/09/11	07/15/11	NYS INDUSTRIES FOR DISABLED INC.	162127	31607	B	55,984	56,194	56,194	56,194	Y	52		1
06/04/09	06/04/09	NYS INDUSTRIES FOR DISABLED INC.	146506	31607	B	31,741	31,741	0	30,528	Y	52		1
08/05/11	08/12/11	NYS INDUSTRIES FOR DISABLED INC.	163920	31607	B	23,344	20,754	20,754	20,754	Y	52		1
08/05/11	08/25/11	NYS INDUSTRIES FOR DISABLED INC.	163945	31607	B	6,485	6,485	6,485	6,485	Y	52		1
08/08/11	08/08/11	NYS INDUSTRIES FOR DISABLED INC.	163949	31607	B	28,691	26,035	26,035	26,035	Y	52		1
11/15/10	12/06/10	NYS INDUSTRIES FOR DISABLED INC.	158243	31607	B	22,299	22,299	22,299	22,299	Y	52		1
12/22/11	12/22/11	NYS INDUSTRIES FOR DISABLED INC.	166456	21501	B	21,307	21,307	21,307	21,307	Y	52		1
12/23/10	01/04/11	NYS INDUSTRIES FOR DISABLED INC.	159111	31607	B	29,900	25,579	25,579	25,579	Y	52		1
11/16/11	11/17/11	OCEAN OPTICS, INC.	165725	38789	A1	6,595	6,595	6,595	6,595	N	40		1
02/10/11	03/18/11	OERLIKON LEYBOLD VACUUM USA INC.	160118	46000	A1	6,276	6,293	6,293	6,293	N	41		1
03/07/12	05/04/12	OFFICE SPECIALTY	167716	20915	B	127,048	127,297	0	0	N	41		1
12/09/10	02/25/11	OFFICE SPECIALTY	158805	20915	B	21,954	21,954	21,954	21,954	Y	32		1
12/12/11	01/30/12	OFFICE SPECIALTY	166221	20915	B	23,871	23,869	0	0	N	32		1
05/19/11	07/18/11	OFS BRANDS INC.	162355	20915	B	52,538	56,731	56,731	56,731	N	52		1
08/11/11	08/11/11	OLUM'S OF BINGHAMTON INC.	164021	38210	A1	3,820	5,635	5,635	5,635	N	52		1
01/11/11	02/09/11	OLYMPUS AMERICA INC.	159484	12010	B	13,394	13,394	13,394	13,394	N	40		1
01/19/12	01/19/12	OLYMPUS AMERICA INC.	166879	12010	B	5,046	5,046	5,046	5,046	N	40		1
03/08/11	03/08/11	OLYMPUS AMERICA INC.	160620	12099	C	19,475	19,475	19,475	19,475	N	40		1
03/30/12	03/30/12	OLYMPUS AMERICA INC.	168177	38789	B	769,891	384,946	0	0	N	33		1
03/28/11	03/28/11	ORACLE AMERICA INC.	161096	75016	B	52,729	52,729	48,745	48,745	N	40		1
03/31/10	04/14/10	ORACLE AMERICA INC.	153496	38789	C	417,546	52,304,235	24,038,065	52,130,738	Y	40		1
05/09/11	05/26/11	OWEN LOGISTICS LLC D/B/A MERIDIAN MOVING	162145	79004	C	10,195	23,135	18,557	18,557	N	52		1
06/28/10	09/09/10	OWEN LOGISTICS LLC D/B/A MERIDIAN MOVING	155163	39102	C	103,283	126,763	12,997	126,763	Y	52		1
06/15/11	06/20/11	PACKETLOGIX INC.	162903	22994	B	28,098	28,098	28,098	28,098	N	40		1
05/27/11	05/27/11	PALLADIAN CONSULTING INC.	162509	38789	C	24,964	178,382	178,382	178,382	Y	40		
12/14/10	06/13/11	PALMIERI FURNITURE LIMITED	158772	20915	B	19,175	24,396	24,396	24,396	N	52		1
03/21/12	04/20/12	PAMPER DECORATING SERVICE	168023	21200	C	29,913	29,913	0	0	Y	52		1
05/21/11	07/15/11	PAMPER DECORATING SERVICE	161937	21200	C	47,417	58,217	58,217	58,217	Y	52		1
05/09/11	05/09/11	PARK PLACE INSTALLATIONS INC.	162146	38200	C	7,968	15,936	15,936	15,936	N	52		1
07/18/11	07/18/11	PARK PLACE INSTALLATIONS INC.	163527	38200	C	18,260	19,665	19,665	19,665	N	52		1
02/23/11	03/14/11	PAUL W. DELGREGO D/B/A DEL IMAGING SYST	160430	38800	C	12,150	12,150	12,150	12,150	N	40		1
11/14/11	12/14/11	PC RICHARD & SON LONG ISLAND CORPORTAT	165630	25200	A1	13,358	13,358	13,358	13,358	N	52		2
11/14/11	12/14/11	PC RICHARD & SON LONG ISLAND CORPORTAT	165631	25200	A1	9,858	7,743	7,743	7,743	N	52		1
01/05/12	01/05/12	PEBBLE BROADCAST SYSTEMS INC.	166676	38212	A1	6,400	6,400	6,400	6,400	N	40		1

Award Date	Complete Date	Contractor/Vendor	ContractID	Comm/ Service	Award Code	Original Encum. Value	Current Encum. Value	Fiscal Period Payments	Payments To-Date	NYS	Prog.	MWBE	Bids
05/06/11	09/16/11	PEBBLE BROADCAST SYSTEMS INC.	162106	38212	C	59,400	114,648	114,648	114,648	N	40		1
09/14/11	10/01/11	PENSKE TRUCK LEASING CO. LP	164504	40490	A1	9,600	9,600	3,450	3,450	Y	52		
12/20/10	12/22/10	PENTASENSORIAL S.A DE C.V.	159026	12004	E	13,500	13,500	13,500	13,500	N	40		1
09/02/11	09/22/11	PENTAX MEDICAL COMPANY A DIVISION OF	164371	38789	A1	28,458	28,458	0	0	N	33		2
01/17/12	01/17/12	PERKINELMER HEALTH SCIENCES INC.	166803	12099	A1	9,864	9,864	0	0	N	40		1
06/20/11	08/12/11	PERKINELMER HEALTH SCIENCES INC.	162977	38700	B	20,127	20,228	20,228	20,228	N	40		1
06/29/11	06/29/11	PERKINELMER HEALTH SCIENCES INC.	163137	38713	B	21,024	21,024	21,024	21,024	N	40		1
12/15/11	01/24/12	PERKINELMER HEALTH SCIENCES INC.	166294	12099	C	35,917	36,398	36,398	36,398	N	40		1
12/16/09	05/10/10	PERKINELMER HEALTH SCIENCES INC.	150973	38700	B	59,010	59,010	2,950	59,010	N	41		1
03/25/11	08/01/11	PETER PEPPER PRODUCTS, INC.	161066	21501	C	13,649	14,207	14,207	14,207	N	52		1
11/18/10	12/17/10	PETER PEPPER PRODUCTS, INC.	158353	21500	A1	6,494	5,789	5,789	5,789	N	55		1
09/22/11	10/10/11	PHILADELPHIA SECURITY PRODUCTS INC.	164719	39004	A1	11,470	11,470	11,470	11,470	N	40		2
02/21/12	05/01/12	PHILIPS ELECTRONICS COMPANY NORTH AME	167436	11600	C	10,016,535	5,008,268	0	0	N	33		1
08/29/06	02/02/09	PHILIPS ELECTRONICS COMPANY NORTH AME	123149	10132	E	500,000	1,416,205	0	1,371,205	N	33		1
07/22/10	08/13/10	PHILIPS ELECTRONICS NORTH AMERICA CORP	155829	12605	B	11,166	9,400	9,400	9,400	N	41		1
05/14/10	05/31/10	PHOTO RESEARCH, INC.	154200	12099	E	28,655	28,655	0	28,356	N	40		1
01/11/11	01/18/11	PICARRO INC.	159496	38701	E	74,435	74,435	74,435	74,435	N	40		1
03/28/11	05/17/11	PIKE TECHNOLOGIES OF WI INC.	161098	12099	C	10,381	10,396	10,396	10,396	N	40		1
11/23/11	01/27/12	PINE RESEARCH INSTRUMENTATION INC.	165909	12099	A1	5,022	5,041	5,041	5,041	N	40		1
09/26/11	09/26/11	PLATINUM HEALTHCARE LLC	164770	38789	A1	21,930	21,930	21,930	21,930	N	33		2
03/29/11	04/18/11	PLURA BROADCAST INC.	161156	38212	C	68,002	69,052	69,052	69,052	N	40		1
04/21/11	04/21/11	POINT GREY RESEARCH INC.	161801	12099	C	16,340	16,340	16,340	16,340	N	40		1
06/15/11	06/15/11	POSTCRAFT CO.	162900	21202	A1	5,523	5,523	5,523	5,523	N	52		1
02/07/12	02/21/12	PRAMAC AMERICA LLC	167158	85000	E	137,500	137,500	0	0	N	28		1
09/23/11	09/23/11	PREMIER BUSINESS SOLUTIONS INC.	164758	85000	A1	14,250	14,250	14,250	14,250	N	33		2
11/30/11	12/19/11	PRESENTATION PRODUCTS INC.	165986	38205	B	88,491	88,491	0	0	N	41		1
11/30/11	12/19/11	PRESENTATION PRODUCTS INC.	166000	38205	E	115,154	115,154	0	0	Y	41		1
10/17/11	12/12/11	PRESIDIO NETWORKED SOLUTIONS INC.	165129	77503	B	53,523	53,523	53,523	53,523	N	41		1
08/18/11	08/18/11	PRODUCTION RESOURCES GROUP LLC	164146	38212	A1	31,073	31,073	31,073	31,073	N	40		2
08/10/11	08/10/11	PRODUCTS UNLIMITED, INC.	163988	38789	A1	63,635	63,635	63,635	63,635	N	33		2
08/12/11	08/12/11	PROMEDIA PRODUCTS INC.	164035	38212	A1	14,995	14,995	14,995	14,995	N	40		2
01/19/12	02/27/12	PROTEIN TECHNOLOGIES INC.	166889	38200	C	33,950	34,674	34,674	34,674	N	40		1
08/23/10	08/23/10	PSI INTERNATIONAL INC.	156531	38789	C	20,585	324,990	167,900	324,990	Y	40		
11/16/11	11/17/11	PSYCHOLOGY SOFTWARE TOOLS INC	165726	38789	A1	7,093	7,093	7,093	7,093	N	40		1
05/11/11	05/11/11	PUCCI CARPET & FURNITURE INC. D/B/A PUCC	162193	20600	B	59,464	59,464	59,464	59,464	N	52		1
05/25/11	06/28/11	PUCCI CARPET & FURNITURE INC. D/B/A PUCC	162453	20600	A1	35,135	30,264	30,264	30,264	Y	52		2

Award Date	Complete Date	Contractor/Vendor	ContractID	Comm/ Service	Award Code	Original Encum. Value	Current Encum. Value	Fiscal Period Payments	Payments To-Date	NYS	Prog.	MWBE	Bids
07/13/10	07/19/10	PUCCI CARPET & FURNITURE INC. D/B/A PUCC	155474	71002	C	45,007	45,007	0	41,816	Y	52		1
03/26/09	03/26/09	PYROSIGNAL & SUPPRESSION, INC.	144364	34710	A1	4,800	15,000	0	13,050	Y	33		1
02/11/11	02/28/11	QUEST SOFTWARE INC.	160143	77050	B	43,786	43,786	43,786	43,786	N	40		1
09/22/11	10/23/11	RAILEX CORPORATION	164740	35520	A1	10,820	10,820	10,820	10,820	Y	40		2
08/06/10	05/19/11	RANDOM ACCESS TECHNOLOGIES INC. D/B/A	156190	38000	E	41,065	52,926	52,926	52,926	N	52		1
10/03/11	10/17/11	RANDOM ACCESS TECHNOLOGIES INC. D/B/A	164885	38000	E	50,200	50,200	0	0	N	52		1
03/13/12	05/01/12	RAPID ACCESS COMMUNICATION ENTERPRISE	167801	22994	A1	11,884	11,884	0	0	N	41		2
02/23/12	02/23/12	RED DIGITAL CINEMA CAMERA CO.	167470	38800	C	35,593	35,593	0	0	N	40		1
01/10/12	05/28/12	REDHAWK EQUIPMENT	166755	24400	A1	9,944	9,944	0	0	N	52		1
03/17/11	08/01/11	REDHAWK EQUIPMENT	160887	24400	A1	8,702	8,702	8,702	8,702	N	52		1
12/23/10	05/23/11	REDHAWK EQUIPMENT	159112	24400	A1	9,967	9,967	9,967	9,967	N	52		1
10/21/11	01/03/12	REDSHIRTIMAGING LLC	165267	79509	C	68,156	68,156	68,156	68,156	N	40		1
12/05/11	01/27/12	REDYREF-DAWNEX IND., INC.	166069	38611	A1	60,900	60,900	0	0	Y	40		2
06/21/11	11/30/11	RETSCH INC.	162993	12099	A1	5,549	5,535	5,535	5,535	N	40		1
05/20/09	07/30/10	RF TECHNOLOGIES INC.	146148	38201	C	164,436	222,988	6,823	222,988	N	21		1
03/31/10	12/16/10	RHINO TECH SUPPLIES INC.	153299	24300	A1	10,800	12,900	2,100	12,900	N	55		2
01/16/12	06/15/12	RICHARD L. HOFFMAN & ASSOCIATES, INC.	166808	85075	A2	153,000	153,000	0	0	Y	40		2
06/01/11	06/01/11	RICKLY HYDROLOGICAL COMPANY INC.	162534	12099	C	15,448	15,448	15,448	15,448	N	40		1
09/15/10	12/15/10	RIGAKU AMERICAS CORPORATION	156916	12099	C	99,998	99,998	99,998	99,998	N	40		1
09/27/10	12/15/10	RIGAKU AMERICAS CORPORATION	157138	12099	A1	6,788	6,788	6,788	6,788	N	40		1
09/14/10	09/14/10	RIGHT ANSWERS INC.	156880	76050	C	32,550	32,550	0	0	N	40		1
12/08/11	12/08/11	RIMAGE CORPORATION	166146	38212	B	20,156	20,156	20,156	20,156	N	40		1
03/25/11	08/01/11	ROBERTS OFFICE INTERIORS, INC	161067	21501	C	14,532	14,532	14,532	14,532	N	52		1
05/19/11	07/18/11	ROBERTS OFFICE INTERIORS, INC	162358	20915	B	9,781	9,781	9,781	9,781	N	52		1
05/19/11	07/18/11	ROBERTS OFFICE INTERIORS, INC	162359	20915	A1	6,222	6,222	6,222	6,222	N	52		1
08/09/11	08/09/11	ROGERS SERVICE GROUP INC.	163975	79004	A1	5,286	5,286	3,201	3,201	Y	52		1
04/15/09	06/22/10	ROLF JENSEN & ASSOC. INC.	144982	34710	A1	7,500	13,500	420	12,007	Y	40		1
06/01/11	07/05/11	RSI EQUIPMENT INC.	162540	38789	A1	9,724	0	0	0	N	33	X	1
06/01/11	07/15/11	RSI EQUIPMENT INC.	162542	38789	A1	6,517	6,517	6,517	6,517	N	33	X	1
06/27/11	07/15/11	RSI EQUIPMENT INC.	163099	38789	A1	13,104	13,104	13,104	13,104	N	33	X	2
08/01/11	10/03/11	RSI EQUIPMENT INC.	163805	38789	A1	13,009	15,119	15,119	15,119	N	33	X	2
08/08/11	08/08/11	RSI EQUIPMENT INC.	163964	38789	A1	23,690	23,690	23,690	23,690	N	33	X	1
09/02/11	09/02/11	RSI EQUIPMENT INC.	164370	38789	A1	17,056	17,056	17,056	17,056	N	33	X	2
09/21/11	10/27/11	RSI EQUIPMENT INC.	164702	38789	A1	797	11,158	11,158	11,158	N	33	X	1
09/27/11	10/26/11	RSI EQUIPMENT INC.	164780	85000	A1	34,888	40,584	40,584	40,584	N	33	X	2
11/02/11	11/02/11	RSI EQUIPMENT INC.	165399	38789	A1	15,646	15,646	15,646	15,646	N	33	X	2

Award Date	Complete Date	Contractor/Vendor	ContractID	Comm/ Service	Award Code	Original Encum. Value	Current Encum. Value	Fiscal Period Payments	Payments To-Date	NYS	Prog.	MWBE	Bids
09/21/09	10/23/09	RTS TECHNOLOGIES LLC	148958	38787	C	161,236	161,236	0	118,118	N	40		1
08/17/11	08/29/11	S3 LLC	164133	75511	B	8,728	8,728	8,728	8,728	N	40		1
09/03/08	09/15/08	SAMMONS PRESTON	139644	11613	A1	6,419	6,419	0	4,563	N	33		1
03/16/11	05/02/11	SAN DIEGO INSTRUMENTS INC.	160851	12099	A1	8,200	8,200	8,200	8,200	N	40		1
07/13/11	07/13/11	SANICO, INC.	163388	21400	C	11,700	11,705	11,705	11,705	N	52		1
05/26/11	06/13/11	SANZO LTD. INC.	162483	21501	A1	6,848	6,848	6,848	6,848	N	52	X	1
10/13/11	12/19/11	SAUDER MANUFACTURING CO.	165095	21501	B	57,152	57,152	0	0	N	52		1
02/13/12	02/29/12	SCALABLE INFORMATICS	167254	85200	C	37,101	37,101	37,101	37,101	N	40		1
04/21/11	02/28/12	SCALABLE INFORMATICS	161807	22992	C	38,070	37,965	37,965	37,965	N	40		1
06/03/11	07/15/11	SCALE-TRONIX, INC.	162598	38789	B	12,600	12,600	12,600	12,600	N	33		1
09/08/11	10/17/11	SCIENTIFIC INSTRUMENTS & APPLICATIONS	164445	12099	C	37,200	37,000	37,000	37,000	N	40		1
04/19/11	04/25/11	SEARS COMMERCIAL ONE	161729	25200	A1	5,825	5,825	5,825	5,825	N	52		1
12/14/10	06/13/11	SEDGWICK BUSINESS INTERIORS	158796	20915	A1	9,567	9,567	9,567	9,567	N	52		1
01/25/12	01/25/12	SENCORE INC.	166995	38212	A1	7,079	7,079	7,079	7,079	N	40		1
06/02/11	07/29/11	SENSOMOTORIC INSTRUMENTS INC.	162577	12099	C	41,995	41,995	41,995	41,995	N	40		1
06/15/11	06/15/11	SENSOMOTORIC INSTRUMENTS INC.	162874	12099	C	30,495	30,495	30,495	30,495	N	40		1
05/03/11	05/03/11	SHAPE TOOLS LLC	161986	79507	A1	5,321	5,321	5,321	5,321	N	40		1
11/21/11	11/21/11	SHI INTERNATIONAL CORP	165856	79518	B	12,719	12,719	12,719	12,719	N	40		1
12/28/09	05/28/10	SHIMADZU SCIENTIFIC INSTRUMENTS, INC.	151202	38700	B	236,286	235,029	1,751	235,029	N	41		1
02/04/10	02/04/10	SIEMENS BUILDING TECHNOLOGIES, INC.	151923	38000	E	83,068	84,650	25,058	82,483	N	33		1
05/31/05	03/28/06	SIEMENS BUILDING TECHNOLOGIES, INC.	113534	85000	E	34,500	36,390	12,904	25,490	N	40		1
11/29/11	11/29/11	SIEMENS ENTERPRISE COMMUNICATIONS INC.	165969	85110	B	66,576	66,576	66,576	66,576	N	40		1
04/07/10	04/07/11	SIEMENS INDUSTRY INC.	153289	77201	B	3,319,859	3,738,016	1,876,449	3,438,010	N	41		1
06/09/10	06/23/11	SIEMENS INDUSTRY INC.	154759	38000	E	66,860	76,825	14,938	76,825	N	33		1
08/18/10	08/18/10	SIEMENS INDUSTRY INC.	156497	38000	E	110,118	124,807	124,807	124,807	N	33		1
10/15/10	10/15/10	SIEMENS INDUSTRY INC.	157559	85000	A1	6,077	6,077	6,077	6,077	N	28		1
11/15/11	11/15/11	SIEMENS INDUSTRY INC.	165681	34710	B	219,914	219,914	0	0	Y	28		1
12/09/11	12/09/11	SIEMENS INDUSTRY INC.	166183	38000	E	16,706	16,706	16,706	16,706	N	33		1
03/07/12	03/08/12	SIEMENS MEDICAL SOLUTIONS USA INC.	167718	38789	B	1,796,000	898,000	0	0	N	33		1
03/08/12	03/09/12	SIEMENS MEDICAL SOLUTIONS USA INC.	167749	38789	B	799,200	399,600	0	0	N	33		1
02/01/11	04/05/11	SIGMA-ALDRICH INC	159886	12004	A1	5,155	5,266	5,266	5,266	N	40		1
04/22/11	05/01/11	SIGMA-ALDRICH INC	161829	85200	A1	8,608	8,608	8,595	8,595	N	40		1
03/07/12	05/18/12	SILVER ASSOCIATES LTD	167719	20915	A1	58,413	58,413	0	0	N	40		2
03/15/12	03/30/12	SIMBIOSYS INC.	167902	22944	A1	8,100	8,100	0	0	N	40		1
03/04/10	03/05/10	SIMPLEXGRINNELL LP	152569	38789	B	175,276	171,570	3,512	171,570	N	52		1
03/09/11	05/01/11	SIMPLEXGRINNELL LP	160648	77201	B	10,590	8,406	8,406	8,406	Y	21		1

Award Date	Complete Date	Contractor/Vendor	ContractID	Comm/ Service	Award Code	Original Encum. Value	Current Encum. Value	Fiscal Period Payments	Payments To-Date	NYS	Prog.	MWBE	Bids
06/15/09	04/04/11	SIMPLEXGRINNELL LP	146722	85000	B	60,185	73,223	5,344	73,223	N	28		1
08/13/10	08/13/10	SIMPLEXGRINNELL LP	156420	85000	B	49,990	49,990	49,990	49,990	N	28		1
08/24/10	08/24/10	SIMPLEXGRINNELL LP	156587	85000	B	42,104	42,104	42,104	42,104	N	28		1
09/26/08	10/01/08	SIMPLEXGRINNELL LP	140257	38230	B	315,529	315,529	5,877	315,529	N	28		1
05/29/09	01/22/10	SIMULAB CORPORATION	146359	10132	E	173,390	194,415	0	190,935	N	33		1
03/10/11	03/28/11	SKYNET TECHNOLOGIES LLC	160673	85075	A1	3,210	9,090	4,680	4,680	Y	33		1
08/19/08	08/19/08	SKYNET TECHNOLOGIES LLC	139337	77015	A1	2,800	6,520	1,320	6,460	Y	33		1
11/29/11	12/05/11	SMART MOVING & STORAGE INC.	165939	79004	A1	13,310	13,310	13,180	13,180	Y	41		2
10/04/10	10/04/10	SMART SOURCES TECHNOLOGIES INC.	157294	38789	C	2,700	428,625	259,942	428,625	Y	40		
02/28/12	06/25/12	SMITH SYSTEMS MFG., INC.	167565	20915	B	9,042	14,566	0	0	N	41		1
08/04/11	08/04/11	SNADER AND ASSOCIATES INC.	163901	38212	A1	5,200	5,200	5,200	5,200	N	40		1
11/14/11	11/14/11	SNADER AND ASSOCIATES INC.	165649	38212	A1	5,525	5,525	5,525	5,525	N	40		1
01/03/12	01/03/12	SNELL INC.	166634	38212	C	13,104	13,104	13,104	13,104	N	40		1
01/25/12	01/25/12	SNELL INC.	166997	38212	C	19,440	19,440	15,840	15,840	N	40		1
12/02/10	12/02/10	SNELL INC.	158590	38212	C	27,313	27,313	3,600	27,313	N	40		1
06/10/11	06/17/11	SOLUTIONS TECHNOLOGIES INC.	162828	12099	A1	8,410	8,410	8,410	8,410	N	40		1
06/14/11	07/15/11	SOMA TECHNOLOGY INC.	162866	38789	A1	7,900	7,900	7,900	7,900	N	33		1
08/24/11	08/25/11	SOMA TECHNOLOGY INC.	164264	38789	A1	104,400	104,400	104,400	104,400	N	33		2
05/29/09	06/01/09	SONOSITE INC.	146332	10132	E	35,670	35,670	0	35,493	N	33		1
01/19/12	01/19/12	SONY ELECTRONICS INC.	166882	38200	B	8,320	8,320	8,320	8,320	N	40		1
03/29/11	03/29/11	SONY ELECTRONICS INC.	161169	38200	B	21,000	21,000	21,000	21,000	N	40		1
04/12/11	04/12/11	SONY ELECTRONICS INC.	161620	38200	B	90,090	90,090	90,090	90,090	N	40		1
05/05/10	05/24/10	SONY ELECTRONICS INC.	154002	38212	B	41,628	41,628	768	41,628	N	40		1
12/13/11	12/13/11	SONY ELECTRONICS INC.	166245	38212	B	179,842	179,842	179,842	179,842	N	40		1
12/14/10	12/14/10	SONY ELECTRONICS INC.	158904	38200	B	23,575	23,575	15,042	23,575	N	40		1
02/14/11	04/11/11	SOURCE INTERNATIONAL CORP.	160162	21501	B	8,825	8,428	8,428	8,428	N	52		1
03/13/12	07/12/12	SOURCE INTERNATIONAL CORP.	167788	20915	B	91,960	91,960	0	0	N	52		1
03/22/11	08/01/11	SOURCE INTERNATIONAL CORP.	160959	21501	B	9,243	9,766	9,766	9,766	N	52		1
12/14/10	06/13/11	SOURCE INTERNATIONAL CORP.	158709	20915	B	72,945	72,945	72,945	72,945	N	52		1
08/04/11	08/04/11	SOUTHCO INC.	163897	21501	C	10,974	10,974	10,974	10,974	N	52		1
04/13/09	08/15/09	SOUTHWORTH-MILTON INC. DBA MILTON CAT	144900	35900	A	549,984	549,984	27,499	549,984	N	28		2
01/18/12	06/18/12	SPACESAVER STORAGE SYSTEMS INC.	166859	20915	B	10,521	10,521	0	0	N	41		1
02/10/11	05/31/11	SPACESAVER STORAGE SYSTEMS INC.	160119	20915	B	68,048	68,048	29,592	29,592	N	40		1
02/10/12	04/02/12	SPACESAVER STORAGE SYSTEMS INC.	167248	20915	B	410,429	410,429	0	0	N	40		1
05/02/11	01/09/12	SPACESAVER STORAGE SYSTEMS INC.	161978	20915	B	317,228	311,880	3,265	3,265	N	41		1
11/02/10	03/18/11	SPEC FURNITURE INC.	157935	20801	C	23,668	23,547	23,547	23,547	N	40		1

Award Date	Complete Date	Contractor/Vendor	ContractID	Comm/ Service	Award Code	Original Encum. Value	Current Encum. Value	Fiscal Period Payments	Payments To-Date	NYS	Prog.	MWBE	Bids
04/11/11	04/11/11	SR RESEARCH LTD	161612	12099	C	32,740	32,740	32,740	32,740	N	40		1
08/04/11	04/07/12	SRS ENTERPRISES INC.	163890	71007	E	25,600	55,000	9,200	9,200	Y	40		1
08/05/11	08/05/11	STANDARD TEXTILE CO., INC.	163939	85000	A1	161,352	162,638	52,950	52,950	N	33		8
02/22/12	03/02/12	STANDARDIZED SANITATION SYSTEMS INC.	167462	30225	B	5,298	5,298	5,298	5,298	N	52		1
01/20/11	01/25/11	STANFORD RESEARCH SYSTEMS INC	159644	85200	A1	5,406	5,406	5,406	5,406	N	40		1
06/28/11	07/15/11	STANLEY SECURITY SOLUTION INC.	163132	35501	B	23,254	23,254	23,254	23,254	N	52		1
07/15/11	09/09/11	STAR DRAPERIES INC.	163519	21200	C	70,780	74,015	74,015	74,015	Y	52	X	1
08/23/11	08/23/11	STARK RAVING SOLUTIONS LLC	164238	79518	A1	18,451	18,451	18,451	18,451	N	40		2
11/03/11	11/03/11	STATE OF NEW YORK OFFICE FOR PEOPLE WI	165448	38789	D	26,013	26,013	26,013	26,013	Y	28		
02/14/11	04/11/11	STEELCASE INC.	160163	21501	B	8,887	8,887	8,887	8,887	N	52		1
02/16/11	04/11/11	STEELCASE INC.	160315	21501	B	23,253	22,161	22,161	22,161	N	52		1
02/26/10	03/29/10	STEELCASE INC.	152404	21501	B	9,885	9,885	8,371	8,371	N	52		1
03/02/12	04/30/12	STEELCASE INC.	167497	20915	B	143,479	143,479	0	0	N	40		1
03/07/12	06/25/12	STEELCASE INC.	167708	20915	B	52,396	52,396	0	0	N	41		1
03/30/12	07/05/12	STEELCASE INC.	168173	20915	B	22,442	22,442	0	0	N	52		1
03/31/10	11/09/11	STEELCASE INC.	153151	21500	B	266,520	307,875	201,685	307,875	N	55		1
04/08/11	05/11/11	STEELCASE INC.	161576	20915	B	14,712	14,712	14,712	14,712	N	55		1
11/18/11	01/15/12	STEELCASE INC.	165837	20915	B	40,046	40,046	0	0	N	40		1
12/09/09	04/04/11	STEELCASE INC.	150828	20915	B	368,383	368,345	15,948	368,345	N	55		1
12/12/11	01/30/12	STEELCASE INC.	166223	20915	B	5,435	5,435	0	0	N	32		1
12/29/11	06/18/12	STEELCASE INC.	166570	20915	B	305,811	305,811	0	0	N	41		1
02/25/11	04/05/11	STERIS CORPORATION	160452	10132	B	307,248	150,684	72,635	72,635	N	33		1
06/28/11	06/28/11	STERIS CORPORATION	163125	85000	A1	64,372	64,372	64,372	64,372	N	33		1
08/02/11	08/02/11	STERIS CORPORATION	163838	38789	A1	22,944	22,944	20,889	20,889	N	33		1
10/20/10	12/28/11	STERIS CORPORATION	157650	92220	B	1,523,695	776,419	684,919	684,919	N	33		1
10/29/10	04/15/11	STERIS CORPORATION	157904	10132	E	116,448	58,224	0	0	N	33		1
05/24/11	07/20/11	STEVENS WATER MONITORING SYSTEMS INC.	162451	12099	C	26,846	26,771	26,771	26,771	N	40		1
01/25/12	01/25/12	STORAGE ENGINE INC.	167001	38212	B	29,160	29,160	0	0	N	40		1
12/13/11	12/13/11	STORAGE ENGINE INC.	166240	38212	B	15,292	15,292	15,292	15,292	N	40		1
12/13/11	12/13/11	STORAGE ENGINE INC.	166244	38212	B	5,870	5,870	5,870	5,870	N	40		1
03/14/12	03/29/12	STREAMLINE AQUATICS LLC	167847	95020	A1	5,833	5,833	0	0	N	40		1
11/05/10	11/05/10	STV INCORPORATED	158099	85000	A1	9,877	9,877	0	0	N	28		1
03/09/12	03/12/12	SUNSHIELD ENERGY CONTROL SYSTEMS LLC	167757	85000	A1	13,998	14,684	0	0	N	52		2
01/27/11	02/25/11	SUPERIOR WINDOWS LLC	159816	24400	A1	9,687	9,687	9,687	9,687	N	52	X	1
03/19/12	05/11/12	SUPERIOR WINDOWS LLC	167988	24400	A1	60,780	70,630	0	0	Y	52	X	2
02/01/11	02/01/11	SVAM INTERNATIONAL, INC.	159878	38789	C	9,200	294,860	214,820	294,860	Y	40	X	

Award Date	Complete Date	Contractor/Vendor	ContractID	Comm/ Service	Award Code	Original Encum. Value	Current Encum. Value	Fiscal Period Payments	Payments To-Date	NYS	Prog.	MWBE	Bids
02/01/11	02/01/11	SVAM INTERNATIONAL, INC.	159880	38789	C	7,680	299,460	221,280	299,460	Y	40	X	
05/06/09	05/06/09	SVAM INTERNATIONAL, INC.	145683	38789	C	14,960	513,740	165,240	513,740	Y	40	X	1
05/06/09	05/06/09	SVAM INTERNATIONAL, INC.	145684	38789	C	14,080	479,760	155,280	479,760	Y	40	X	1
05/06/09	05/06/09	SVAM INTERNATIONAL, INC.	145686	38789	C	16,320	489,880	151,040	489,880	Y	40	X	1
05/06/09	05/06/09	SVAM INTERNATIONAL, INC.	145687	38789	C	13,200	342,375	138,075	342,375	Y	40	X	1
04/15/11	04/22/11	SWEETWATER SOUND INC.	161696	38205	A1	9,533	9,533	9,533	9,533	N	40		1
04/06/11	04/14/11	SYNGENE	161477	22990	A1	7,291	7,291	7,291	7,291	N	40		1
08/31/11	10/14/11	SYRACUSE FITNESS STORE	164335	30204	B	101,728	101,728	101,728	101,728	N	52		1
11/01/11	11/01/11	SYRACUSE SCENERY & STAGE LIGHTING CO.I	165389	38212	C	20,044	20,044	0	0	N	40	X	1
09/10/09	09/10/09	SYRACUSE TIME & ALARM CO., INC	148769	34710	A1	5,285	5,285	0	0	N	52		1
10/20/11	10/28/11	SYSKA HENNESSY GROUP INC.	165220	38782	E	13,585	13,585	0	0	Y	33		1
02/16/11	02/16/11	TABER ACQUISITION CORPORATION D/B/A TAB	160317	38789	A1	5,720	5,720	5,720	5,720	N	40		1
08/12/11	08/12/11	TAYLOR HOBSON INC.	164036	12099	C	27,914	27,914	27,914	27,914	N	40		1
12/13/11	12/13/11	TBC CONSOLES	166242	38212	A1	7,686	7,686	7,686	7,686	N	40		1
06/27/11	06/27/11	TEACHSPIN INC.	163108	38782	C	17,417	17,417	17,417	17,417	N	40		1
01/20/11	01/20/11	TECHNOFINA SERVICES INC.	159640	38789	C	8,320	214,560	156,320	214,560	Y	40		
05/06/09	05/06/09	TECHNOFINA SERVICES INC.	145678	38789	C	14,350	440,160	137,130	440,160	Y	40		1
09/30/09	09/30/09	TECHNOFINA SERVICES INC.	149156	38789	C	14,380	341,685	22,855	341,685	Y	40		1
06/02/10	08/01/10	TEKNION LLC	154569	21705	B	91,110	91,110	790	91,110	N	55		1
06/16/11	06/16/11	TEKNION LLC	162925	21501	B	5,114	5,288	5,288	5,288	N	52		1
06/27/11	08/22/11	TEKNION LLC	163100	21807	B	5,035	5,035	4,840	4,840	N	52		1
09/16/11	10/03/11	TEKNION LLC	164592	21501	A1	5,110	5,090	5,090	5,090	N	52		1
12/12/11	12/12/11	TEKNION LLC	166194	22501	B	7,793	7,793	7,793	7,793	N	52		1
03/02/12	04/16/12	TEKNION, LLC	167505	20915	B	341,817	341,817	0	0	N	40		1
12/20/11	12/28/11	TEKTRONIX, INC.	166390	12099	C	22,998	22,998	22,998	22,998	N	40		1
07/07/10	08/20/10	TELEDYNE TEKMAR COMPANY	155340	12099	E	31,939	31,939	1,597	31,939	N	41		1
01/19/11	01/19/11	TELEHEALTH SERVICES D/B/A TELERENT LEAS	159607	38210	E	13,864	14,300	14,300	14,300	N	33		1
08/15/11	09/19/11	TENNANT SALES AND SERVICE COMPANY	164053	41600	A1	36,007	36,007	36,007	36,007	N	41		3
09/15/11	09/22/11	THE BAKER COMPANY	164541	12099	B	8,071	8,071	7,621	7,621	N	40		1
07/11/11	10/18/11	THE CHAMBERS CORP.	163315	33810	A1	99,826	100,711	100,711	100,711	N	52	X	2
11/07/11	11/07/11	THE F.A. BARTLETT TREE EXPERT COMPANY	165531	85000	A1	8,390	8,390	0	0	N	52		1
03/13/12	07/12/12	THE GUNLOCKE COMPANY LLC	167790	20915	B	82,069	82,069	0	0	Y	52		1
01/17/12	06/18/12	THE HON COMPANY	166840	20915	B	25,331	25,331	0	0	N	41		1
02/27/12	06/25/12	THE HON COMPANY	167523	20915	B	11,080	11,080	0	0	N	41		1
03/01/11	03/28/11	THE HON COMPANY	160489	21701	B	9,165	9,165	9,165	9,165	N	40		1
05/13/11	05/13/11	THE HON COMPANY	162246	21501	B	5,223	0	0	0	N	52		1



Award Date	Complete Date	Contractor/Vendor	ContractID	Comm/ Service	Award Code	Original Encum. Value	Current Encum. Value	Fiscal Period Payments	Payments To-Date	NYS	Prog.	MWBE	Bids
08/29/11	09/19/11	THE HON COMPANY	164291	21501	B	5,843	5,822	5,822	5,822	N	52		1
09/22/10	11/09/10	THE HON COMPANY	157050	20915	B	15,490	12,561	12,561	12,561	N	40		1
02/17/11	02/17/11	THEODORE WILLIAMS CONSTRUCTION COMPA	160326	85000	C	34,282	34,282	34,282	34,282	Y	40	X	1
06/24/11	06/24/11	THERMO ELECTRON NORTH AMERICA LLC	163088	38782	B	19,412	19,412	19,412	19,412	N	40		1
03/08/11	09/27/11	THERMO ELECTRON SCIENTIFIC INSTRUMENT	160604	12099	B	15,836	15,823	15,701	15,701	N	40		1
01/31/12	04/15/12	THIEMKE ENTERPRISES INC. D/B/A DECORATIV	167049	84000	A1	54,329	54,329	0	0	N	52		2
03/22/12	03/22/12	THOMAS SCIENTIFIC INC.	168040	38789	A1	6,912	6,912	0	0	N	40		1
05/03/11	05/05/11	THOMAS SCIENTIFIC INC.	162010	10132	B	45,807	45,807	45,807	45,807	N	28		1
04/28/10	04/28/10	THOMPSON BROTHERS, INC.	153904	71009	A1	19,550	19,550	1,749	19,550	Y	52		2
01/11/11	03/21/11	THOMPSON CONTRACT INC	159492	20915	B	201,845	201,845	190,568	190,568	N	33		1
03/31/11	07/15/11	THOMPSON CONTRACT INC	161237	20915	B	521,565	521,565	443,001	443,001	N	40		1
12/09/10	02/25/11	THOMPSON CONTRACT INC	158803	20915	B	5,636	5,636	5,636	5,636	N	32		1
12/12/11	02/06/12	THOMPSON CONTRACT INC	166219	20915	B	46,128	50,741	0	0	N	32		1
01/24/11	02/23/11	THORLABS INC.	159704	38789	A1	4,554	8,338	8,338	8,338	N	40		1
03/16/12	03/19/12	THORLABS INC.	167957	38789	A1	8,003	8,003	0	0	N	40		1
11/23/10	11/24/10	THORLABS INC.	158448	38789	A1	8,060	8,060	0	8,047	N	40		1
03/18/10	03/30/10	TIME WARNER CABLE	152867	85000	E	9,029	9,029	0	0	N	32		1
02/03/11	02/10/11	TOBII TECHNOLOGY INC	159957	85200	C	10,360	10,360	10,360	10,360	N	40		1
03/19/12	03/20/12	TOBII TECHNOLOGY INC	167984	38789	E	14,700	14,700	0	0	N	40		1
12/15/10	12/17/10	TOBII TECHNOLOGY INC	158963	38789	C	47,450	47,450	47,450	47,450	N	28		1
12/28/10	01/04/11	TOSHIBA	159168	22990	B	5,240	5,240	5,240	5,240	N	40		1
01/05/11	04/15/11	TRANSFORMATIONS BY WIELAND, INC. DBA TR	159210	20915	A1	8,021	8,021	8,021	8,021	N	52		1
03/17/11	04/29/11	TRANSFORMATIONS BY WIELAND, INC. DBA TR	160890	85200	A1	8,021	8,109	8,109	8,109	N	52		1
03/24/11	07/25/11	TRANSFORMATIONS BY WIELAND, INC. DBA TR	161052	21804	A1	7,210	7,210	7,210	7,210	N	52		1
04/05/11	05/16/11	TRANSFORMATIONS BY WIELAND, INC. DBA TR	161425	21501	C	13,333	12,618	12,618	12,618	N	52		1
04/08/11	05/27/11	TRANSFORMATIONS BY WIELAND, INC. DBA TR	161563	85200	A1	8,021	8,109	8,109	8,109	N	52		1
07/13/11	07/13/11	TRIMBLE NAVIGATION LIMITED	163347	79518	A1	5,220	5,220	5,220	5,220	N	40		1
10/24/11	10/24/11	TRIPLE CITIES PIPE CLEANING INC. D/B/A	165272	84000	A1	8,600	8,600	8,600	8,600	Y	52		1
10/07/10	10/12/10	TRIUMVIRATE ENVIRONMENTAL INC.	157382	79004	A1	7,885	7,885	4,010	4,010	Y	41		1
10/05/11	10/17/11	UNITED HOSPITAL SUPPLY CORP	164982	85200	A1	9,909	9,909	9,909	9,909	N	40		1
10/29/10	11/05/10	UNITED HOSPITAL SUPPLY CORP	157886	12014	A1	9,811	9,811	9,811	9,811	N	40		1
12/02/10	12/10/10	UNITED HOSPITAL SUPPLY CORP	158600	12099	A1	7,118	7,118	7,118	7,118	N	40		1
07/07/10	12/15/11	UNITED RADIO INC.	155334	85000	E	63,547	183,104	93,542	183,104	N	30		1
05/19/11	07/15/11	UNITED RENTALS (NORTH AMERICA) INC.	162378	39007	A1	55,765	55,765	55,765	55,765	N	40		5
11/19/10	11/19/10	UNITED VISION SOLUTIONS LLC	158387	38800	C	50,000	50,000	50,000	50,000	N	40		1
06/04/10	10/14/10	UNIVERSAL METAL FABRICATORS, INC	154662	38789	A1	4,325	5,370	5,370	5,370	Y	30		1

Dormitory Authority - State of New York

Procurement Report  
 April 1, 2011 - March 31, 2012

Award Date	Complete Date	Contractor/Vendor	ContractID	Comm/ Service	Award Code	Original Encum. Value	Current Encum. Value	Fiscal Period Payments	Payments To-Date	NYS	Prog.	MWBE	Bids
11/07/11	04/02/12	UNIVERSAL PLAY SYSTEMS, INC.	165508	20803	B	11,000	11,000	0	0	N	52	X	1
08/06/10	11/12/10	VACUUM ATMOSPHERES COMPANY	156195	85200	A1	33,910	34,647	2,433	34,647	N	41		2
03/20/12	05/01/12	VANDIS INC.	167909	22994	B	133,789	133,789	0	0	N	41		1
03/20/12	05/01/12	VANDIS INC.	167926	22994	B	180,787	180,787	0	0	N	41		1
02/24/10	07/19/10	VARIAN, INC.	152348	38700	B	150,132	150,132	7,507	150,132	N	41		1
01/28/10	03/15/10	VERIZON COMMUNICATIONS INC.	151762	22962	E	522,461	174,154	0	0	Y	28		1
03/18/10	03/23/10	VERIZON COMMUNICATIONS INC.	152870	85000	E	80,028	80,028	80,028	80,028	N	32		1
03/13/12	07/12/12	VERSTEEL	167793	20915	B	15,840	15,840	0	0	N	52		1
07/18/11	07/18/11	VERSTEEL	163529	21501	B	13,496	13,496	13,496	13,496	N	52		1
10/26/11	12/12/11	VERSTEEL	165308	20915	B	29,311	29,311	18,266	18,266	N	41		1
11/11/10	12/27/10	VERSTEEL	158225	20915	B	46,421	46,421	46,421	46,421	N	40		1
12/15/10	06/13/11	VERSTEEL	158652	24800	B	131,055	124,476	124,476	124,476	N	52		1
03/29/11	03/29/11	VICON MOTION SYSTEMS D/B/A VICON	161153	85200	C	104,461	104,461	104,461	104,461	N	40		1
07/07/11	08/25/11	VICTOR CONTE SALES INC.	163268	21501	A1	6,677	10,184	10,184	10,184	Y	52		1
07/18/11	08/19/11	VIDEO CORPORATION OF AMERICA	163539	38205	B	51,413	49,817	0	0	N	41		1
07/18/11	03/08/12	VIDEO CORPORATION OF AMERICA	163540	38205	B	413,605	418,256	0	0	N	41		1
11/02/11	11/02/11	VIDEO CORPORATION OF AMERICA	165420	38212	C	15,990	15,990	15,990	15,990	N	40		1
11/07/11	11/29/11	VIDEO CORPORATION OF AMERICA	165530	38205	B	360,003	360,003	360,003	360,003	N	41		1
09/15/11	10/20/11	VIRCO, INC.	164526	20906	A1	11,898	11,898	11,898	11,898	N	52		2
12/21/11	01/05/12	VISUALIZATION SCIENCES GROUP INC.	166449	22934	A1	6,980	6,980	0	0	N	40		1
03/14/11	06/29/11	VWR INTERNATIONAL LLC	160756	12099	B	5,332	5,441	5,441	5,441	N	40		1
03/25/11	03/28/11	VWR INTERNATIONAL LLC	161081	12099	B	14,035	14,035	14,035	14,035	N	40		1
08/12/11	08/22/11	VWR INTERNATIONAL LLC	164038	12099	B	18,272	18,272	14,207	14,207	N	40		1
10/11/11	10/11/11	VWR INTERNATIONAL LLC	165017	12099	B	7,000	7,000	7,000	7,000	N	40		1
10/20/11	10/20/11	VWR INTERNATIONAL LLC	165242	12099	B	6,611	6,611	6,611	6,611	N	40		1
03/30/12	07/05/12	W.B. MASON CO., INC.	168178	20915	A1	7,028	7,028	0	0	N	52		1
04/04/11	04/27/11	W.W. GRAINGER INC. D/B/A GRAINGER	161251	35502	B	15,792	15,792	15,792	15,792	N	55		1
04/20/11	05/13/11	W.W. GRAINGER INC. D/B/A GRAINGER	161782	39000	B	20,536	20,025	20,025	20,025	N	41		1
02/22/12	05/24/12	WALDNER'S BUSINESS ENVIRONMENTS, INC.	167434	20915	B	1,796,894	1,836,533	0	0	N	41	X	1
03/21/12	06/21/12	WALDNER'S BUSINESS ENVIRONMENTS, INC.	168038	20915	B	163,322	163,322	0	0	N	41	X	1
05/18/11	12/19/11	WALDNER'S BUSINESS ENVIRONMENTS, INC.	162342	21509	B	504,921	266,467	0	0	Y	33	X	1
05/16/11	06/20/11	WASHINGTON COMPUTER SERVICES INC.	162259	38806	B	6,909	6,909	6,909	6,909	N	52		1
06/28/11	06/30/11	WATERS TECHNOLOGIES CORPORATION	163135	38701	B	208,000	208,000	208,000	208,000	N	40		1
03/27/12	04/09/12	WATS INTERNATIONAL, INC.	168124	39000	A1	6,954	6,954	0	0	N	41	X	1
04/07/11	05/02/11	WATS INTERNATIONAL, INC.	161533	39000	A1	6,424	6,415	6,415	6,415	N	41	X	1
04/08/11	05/02/11	WATS INTERNATIONAL, INC.	161584	39000	A1	7,848	6,429	6,429	6,429	N	41	X	1

Award Date	Complete Date	Contractor/Vendor	ContractID	Comm/ Service	Award Code	Original Encum. Value	Current Encum. Value	Fiscal Period Payments	Payments To-Date	NYS	Prog.	MWBE	Bids
07/07/11	08/05/11	WATS INTERNATIONAL, INC.	163283	39000	A1	10,359	10,359	10,359	10,359	N	52	X	2
01/05/11	01/05/11	WB WOOD NY LLC	159401	20915	A1	8,627	8,627	8,627	8,627	N	33		1
02/28/11	02/28/11	WB WOOD NY LLC	160470	20915	A1	22,884	22,884	0	0	N	33		2
02/28/11	04/18/11	WB WOOD NY LLC	160477	85000	A1	9,994	9,994	9,994	9,994	Y	40		1
03/01/11	04/30/11	WB WOOD NY LLC	160511	20915	A1	13,986	13,986	13,986	13,986	N	33		2
03/02/11	04/30/11	WB WOOD NY LLC	160537	20915	A1	6,708	6,708	0	0	N	33		1
03/03/11	04/18/11	WB WOOD NY LLC	160552	85000	C	13,854	14,339	14,338	14,338	Y	40		1
10/07/10	11/29/10	WB WOOD NY LLC	157417	85000	A1	5,595	5,595	5,595	5,595	Y	40		1
12/13/10	01/18/11	WB WOOD NY LLC	158848	85000	C	30,862	30,862	30,862	30,862	Y	40		1
04/12/11	04/12/11	WEB HOUSE INC.	161648	75031	B	62,685	62,685	62,685	62,685	N	40		1
03/17/09	08/10/10	WEBB DESIGNS, INC.	144109	21200	B	79,399	79,399	0	73,399	N	28		1
12/16/11	12/16/11	WESWOOD SPECIALTIES, INC.	166330	21501	A1	9,885	9,885	0	0	N	52		1
03/21/11	03/21/11	WET LABS INC.	160925	12099	C	36,335	33,632	33,632	33,632	N	40		1
02/09/11	02/09/11	WHISPERROOM INC.	160077	38789	A1	8,862	8,862	8,862	8,862	N	40		1
10/07/11	10/19/11	WILDLIFE COMPUTERS INC.	165043	22932	A1	5,500	5,500	5,500	5,500	N	40		1
12/08/11	01/06/12	WILFRED MACDONALD INC.	166164	40900	C	19,404	19,404	19,404	19,404	N	40		1
02/25/11	04/12/11	WILLIAM H. PRENTICE, INC.D/B/A PRENTICE	160445	31817	A1	3,770	6,430	6,430	6,430	N	52		1
01/04/12	01/04/12	WINDSOR SOFTWARE SOLUTIONS INC.	166661	38789	C	79,603	159,188	159,188	159,188	Y	40		
12/18/06	03/19/12	WINDSOR SOFTWARE SOLUTIONS INC.	125363	22952	C	220,000	1,212,004	128,876	1,212,004	N	40		1
09/29/11	10/30/11	WOLBERG ELECTRICAL SUPPLY CO. INC.	164841	38201	B	11,226	11,226	11,226	11,226	Y	52		1
06/21/11	02/10/12	WORKSPACE TECHNOLOGY INC.	162989	20915	A1	123,505	289,309	141,261	141,261	N	40	X	7
08/18/11	02/10/12	WORKSPACE TECHNOLOGY INC.	164160	27506	A1	152,194	460,093	378,093	378,093	N	40	X	2
01/17/12	06/18/12	WORKSTREAM INC. D/B/A HAMILTON SORTER	166842	20915	B	10,955	10,955	0	0	N	41		1
01/19/11	11/19/11	WORKSTREAM INC. D/B/A HAMILTON SORTER	159639	20915	B	1,557,170	1,567,334	506,803	506,803	N	33		1
05/12/11	07/25/11	WORKWELL PARTNERS	162206	85000	A1	6,960	6,960	6,960	6,960	N	33		1
02/03/11	02/09/11	WORLD PRECISION INSTRUMENTS INC	159948	85200	A1	8,490	8,490	8,490	8,490	N	40		1
01/20/10	04/15/10	WORLD WIDE TECHNOLOGY INC.	151629	77503	B	1,392,237	1,520,546	23,590	1,515,776	N	41	X	1
08/04/11	08/04/11	XETA TECHNOLOGIES INC.	163893	96040	A1	9,952	9,952	9,952	9,952	N	40		1
03/30/12	07/05/12	YANKEE BUSINESS SOLUTIONS INC.	168176	20915	A1	5,500	7,530	0	0	Y	52		1
06/23/11	06/23/11	YSI INCORPORATED	163045	12099	C	12,505	12,505	12,505	12,505	N	40		1
09/08/11	09/14/11	ZOETEK MEDICAL INC.	164438	38789	A1	36,040	0	0	0	N	33		2
09/14/11	09/14/11	ZOETEK MEDICAL INC.	164521	38789	A1	12,223	12,223	12,223	12,223	N	33		2
<b>Total Purchase Orders (Construction)</b>						<b>185,293,553</b>	<b>248,202,649</b>	<b>101,873,101</b>	<b>197,051,372</b>				

Award Date	Complete Date	Contractor/Vendor	ContractID	Comm/ Service	Award Code	Original Encum. Value	Current Encum. Value	Fiscal Period Payments	Payments To-Date	NYS	Prog.	MWBE	Bids
<b>Construction Services</b>													
<b>Term Contracts</b>													
05/15/07	01/30/12	A.W.I. SECURITY & INVESTIGATIONS, INC.	128335	405	A2	1	49,029	35,391	49,028	Y	01	X	
11/17/08	02/28/14	ADVANCE TESTING COMPANY, INC.	140160	303	A2	1	153,747	58,689	95,703	Y	01		
06/21/02	08/31/07	AFG CONSTRUCTION MANAGEMENT, INC.	88430	302	A2	1	2,462,895	0	1,883,319	Y	01	X	
02/10/06	12/31/12	AHUJA PRIYA ARCHITECTS	116382	255	A2	1	7,983,367	685,268	7,421,421	Y	01	X	
12/21/01	12/31/08	AHUJA PRIYA ARCHITECTS	85052	255	A2	1	3,551,459	1,738	3,541,809	Y	01	X	
02/01/07	09/01/13	AIR SYSTEMS BALANCING & TESTING SERVICE	126038	400	A2	1	188,304	2,175	152,752	Y	01		
09/18/06	12/30/13	AKRF, INC.	123261	202	A2	1	1,596,880	25,760	1,340,153	Y	01		
05/20/02	06/07/07	ALANTE SECURITY GROUP INC.	88399	405	A2	1	676,312	0	644,652	Y	01	X	
05/07/07	12/31/11	AMERESCO, INC.	127486	400	A2	1	239,249	83,256	101,235	N	01		
01/27/06	12/30/11	AMMANN & WHITNEY CONSULTING ENGINEER	116378	265	A2	1	1,260,054	236,380	1,145,444	Y	01		
03/30/11	07/05/14	APA/AHUJA PARTNERSHIP ARCHITECTS	155316	255	A2	1	645,562	47,107	47,107	Y	01	X	
04/16/07	12/31/13	ARAMARK MANAGEMENT SERVICES LIMITED P	127727	400	A2	1	2,902,173	152,201	1,591,349	N	01		
03/01/06	10/23/12	ARCHITECTU +LOMONACO & PITTS	116388	255	A2	1	4,012,625	682,346	3,637,220	Y	01		
05/19/11	07/05/14	ARCHITECTURAL RESOURCES	155317	255	A2	1	45,752	18,032	18,032	Y	01		
07/07/00	04/18/05	ARCHITECTURAL RESOURCES	73277	255	A2	500,000	2,493,613	0	2,489,995	Y	01		
11/13/01	12/31/08	ARCHITECTURAL RESOURCES	84337	255	A2	1	2,438,596	0	2,438,595	Y	01		
01/23/06	12/30/11	ASHLEY MCGRAW ARCHITECTS P.C.	116390	255	A2	1	452,969	18,148	377,156	Y	01		
08/03/06	12/31/12	ATC ASSOCIATES, INC.	122607	402	A2	1	962,942	119,575	810,433	N	01		
01/09/03	06/30/09	ATLANTIC TESTING LABORATORIES, LIMITED	92742	303	A2	1	566,171	0	550,524	Y	01		
02/15/10	12/31/12	ATLANTIC TESTING LABORATORIES, LIMITED	152124	303	A2	1	15,785	0	0	Y	01		
02/23/10	02/23/16	ATLANTIC TESTING LABORATORIES, LIMITED	157539	402	A2	1	432,181	135,906	135,906	Y	01		
07/31/07	08/01/14	ATLANTIC TESTING LABORATORIES, LIMITED	129926	303	A2	1	2,102,238	271,554	1,417,756	Y	01		
04/11/07	08/31/11	BAER AND ASSOCIATES	127954	304	A2	1	44,672	26,097	44,671	Y	01		
07/06/10	07/05/14	BALDASSANO ARCHITECTURE LLP	155759	255	A2	1	35,501	13,752	13,752	Y	01		
03/01/06	09/01/11	BEARDSLEY DESIGN ASSOC ARCH ENG LNDSC	116392	255	A2	1	438,941	4,291	435,559	Y	28		
05/14/10	12/11/09	BEARDSLEY DESIGN ASSOC ARCH ENG LNDSC	150898	255	A2	0	1	0	0	Y	01		
02/10/06	10/15/12	BERGMANN ASSOCIATES INC.	116394	255	A2	1	2,629,293	118,070	2,546,637	Y	01		
09/22/10	07/05/14	BEYER BLINDER BELLE ARCH & PLANNERS	155338	255	A2	0	0	0	0	Y	01		
05/18/10	12/31/12	BJLJ ENGINEERS & ARCHITECTS	149458	265	A2	0	1	0	0	Y	01	X	
05/03/02	10/13/08	BRADFORD CONSTRUCTION CORP.	87930	302	A2	1	1,892,053	0	1,891,562	Y	01	X	
09/19/07	11/30/11	BRADFORD CONSTRUCTION CORP.	131375	302	A2	1	1	0	0	Y	01	X	
01/05/10	12/31/12	C & S ENGINEERS, INC.	151317	265	A2	1	335,298	174,250	174,250	Y	01		
02/02/06	12/31/11	C & S ENGINEERS, INC.	116396	265	A2	1	1,996,168	162,541	1,936,766	Y	28		

Dormitory Authority - State of New York

Procurement Report  
 April 1, 2011 - March 31, 2012

Award Date	Complete Date	Contractor/Vendor	ContractID	Comm/ Service	Award Code	Original Encum. Value	Current Encum. Value	Fiscal Period Payments	Payments To-Date	NYS	Prog.	MWBE	Bids
05/04/07	12/31/12	C.J. BROWN ENERGY, P.C.	127210	400	A2	1	92,110	19,168	24,888	Y	01		
02/15/10	12/31/12	C.T. MALE ASSOCIATES, P.C.	152123	201	A2	0	255,740	122,459	189,631	Y	01		
09/26/05	06/30/13	C.T. MALE ASSOCIATES, P.C.	116123	201	A2	1	3,092,277	313,062	1,208,736	Y	01		
12/17/09	01/06/12	CAMERON ENGINEERING & ASSOCIATES, LLP	150451	265	A2	0	365,260	354,059	354,059	Y	01		
02/11/09	02/10/13	CASHIN ASSOCIATES, P.C.	143212	400	A2	1	36,364	31,726	31,726	Y	01		
09/22/10	07/05/14	CHELSEA WEST ARCHITECTS PLLC	155762	255	A2	0	0	0	0	Y	01	X	
01/09/03	10/31/08	CME ASSOCIATES, INC.	92747	303	A2	1	799,776	0	790,911	Y	01		
07/31/07	12/30/12	CME ASSOCIATES, INC.	129846	303	A2	1	776,630	284,024	435,342	Y	01		
07/22/08	07/31/12	CNY ELEVATOR INSPECTIONS, INC.	138578	409	A2	1	1,001	1,000	1,000	Y	01		
09/22/10	07/05/14	COLLINS + SCOVILLE ARCHITECTS PC D/B/A	155339	255	A2	1	173,698	56,454	56,454	Y	01		
11/19/01	01/13/10	COLLINS + SCOVILLE ARCHITECTS PC D/B/A	84416	255	A2	1	1,576,463	28,714	1,557,939	Y	01		
08/03/09	08/02/11	CONTROLLED INSPECTIONS INC.	145227	303	A2	1	20,001	0	5,626	Y	01		
04/11/07	10/28/11	COST CONCEPTS, INC.	127955	304	A2	1	320,610	49,429	311,717	Y	01		
07/27/11	07/26/15	COST CONCEPTS, INC.	163304	304	A2	1	0	0	0	Y	01	X	
09/22/10	07/05/14	CSA GROUP NY ARCHITECTS & ENGINEERS P.	155341	255	A2	0	0	0	0	Y	01	X	
09/22/10	07/05/14	CURTIS + GINSBERG ARCHITECTS LLP	155349	255	A2	1	106,351	0	0	Y	01	X	
12/07/11	12/06/15	DACK CONSULTING SOLUTIONS, INC.	163298	304	A2	1	0	0	0	Y	01	X	
06/01/07	05/31/11	DATAFLOW INC.	128372	403	A2	99,326	1	0	0	Y	01		
01/05/06	05/31/10	DAVID R. WIEBOLDT, ARCHITECT	116398	255	A2	1	233,853	0	233,852	Y	01		
03/17/11	07/05/14	DAVID R. WIEBOLDT, ARCHITECT	155354	255	A2	1	7,551	0	0	Y	01		
05/13/11	12/31/12	DELTA ENGINEERS ARCHITECTS & LAND SURV	157549	402	A2	1	193,389	145,139	145,139	Y	01		
12/30/09	07/01/14	DELTA ENGINEERS ARCHITECTS & LAND SURV	151230	265	A2	0	1,904,895	730,052	879,151	Y	01		
01/23/06	07/31/12	DELTA ENGINEERS, P.C.	116399	265	A2	1	5,397,639	50,035	5,138,250	Y	01		
11/19/01	09/30/07	DELTA ENGINEERS, P.C.	84403	265	A2	1	3,841,980	0	3,840,650	Y	01		
09/22/10	07/05/14	DEMBLING + DEMBLING ARCHITECTS, P.C.	155355	255	A2	1	1	0	0	Y	01		
01/31/06	04/15/13	DESIGN EAST	116400	255	A2	1	2,044,716	273,484	1,848,639	Y	01		
03/31/11	07/05/14	DESIGN EAST	155356	255	A2	1	362,710	126,096	126,096	Y	01		
12/17/09	08/30/12	DEWBERRY-GOODKIND, INC.	149069	265	A2	0	171,179	24,591	24,591	Y	01		
06/13/02	03/03/08	DMJM+HARRIS INC.	85359	266	A2	1	58,392,306	395,083	56,408,484	Y	40		
07/14/06	02/01/11	DMJM+HARRIS INC.	121776	266	A1	1	2,465,628	0	2,183,032	Y	01		
02/01/07	02/28/10	DOME-TECH, INC.	126040	400	A2	1	145,539	16,443	120,750	N	01		
08/18/08	08/31/12	DVIRKA & BARTILUCCI	139233	202	A2	1	366,665	91,401	296,647	Y	01		
09/29/08	09/28/10	E. G. BOWMAN CO., INC.	140190	400	A2	1	1	0	0	Y	01	X	
06/02/04	06/01/14	EA ENGINEERING PC	105064	265	A2	1	753,389	15,872	704,952	N	01		
01/31/06	03/31/12	EARTH TECH NORTHEAST, INC.	116416	265	A2	1	3,380,551	1,464,389	2,875,648	Y	01		
06/03/04	12/31/08	EARTH TECH NORTHEAST, INC.	105117	265	A2	1	2,597,672	0	2,559,520	Y	01		

Award Date	Complete Date	Contractor/Vendor	ContractID	Comm/ Service	Award Code	Original Encum. Value	Current Encum. Value	Fiscal Period Payments	Payments To-Date	NYS	Prog.	MWBE	Bids
08/18/08	12/31/12	EARTH TECH NORTHEAST, INC.	139231	202	A2	1	2,101,219	550,806	1,848,662	Y	01		
10/01/06	03/30/12	EDWARDS & KELCEY ENGINEERS INC	123283	202	A2	1	678,761	106,363	579,747	Y	01		
05/22/06	12/30/12	EHRENKRANTZ ECKSTUT & KUHN ARCHITECTS	121101	255	A2	1	886,412	5,157,617	422,633	Y	32		
02/22/08	04/22/12	EINHORN YAFFEE PRESCOTT, ARCH & ENG P.C	134660	400	A2	1	435,645	61,124	104,498	Y	01		
02/22/08	03/01/11	EME CONSULTING ENGINEERING GROUP LLC	134617	400	A2	1	49,372	37,599	37,599	Y	01		
03/30/07	12/31/12	EME CONSULTING ENGINEERING GROUP LLC	127300	400	A2	1	932,993	286,380	628,072	Y	01		
09/25/06	12/31/11	ENSR CORPORATION	123092	402	A2	1	534,937	182,776	479,648	N	01		
06/21/02	06/01/07	ENVIRO-CONTROL TECHNOLOGIES INC.	89179	402	A2	1	701,665	0	692,951	Y	01		
08/23/06	03/01/12	ENVIRO-CONTROL TECHNOLOGIES INC.	122040	402	A2	1	769,752	112,482	655,681	Y	01		
01/13/04	02/13/12	ENVIRONMENTAL PLANNING & MGMT., INC.	101502	402	A2	1	710,800	3,082	669,898	Y	01	X	
05/09/07	06/30/12	ENVIRONMENTAL PLANNING & MGMT., INC.	157552	402	A2	1	387,713	148,568	148,568	Y	01	X	
10/11/06	12/31/13	ENVIRONMENTAL PLANNING & MGMT., INC.	122999	402	A2	1	1,543,508	115,247	960,228	Y	01	X	
12/21/09	06/22/11	ERDMAN ANTHONY AND ASSOCIATES, INC.	151041	265	A2	0	27,491	13,764	13,764	Y	01		
07/10/09	09/30/13	FACILITY LEADERS IN ARCHITECTURAL/ENGIN	147305	205	A2	0	372,784	0	58,215	N	01		
12/22/09	06/14/13	FELLENZER ENGINEERING	148174	265	A2	1	123,914	0	0	Y	01		
07/06/10	07/05/14	FLETCHER THOMPSON ARCHITECTURE ENGIN	155382	255	A2	1	139,366	0	0	Y	01		
02/16/06	05/31/12	FOIT-ALBERT & ASSOC., P.C.	116419	255	A2	1	2,331,448	391,022	2,193,721	Y	01	X	
03/24/11	07/05/14	FOIT-ALBERT & ASSOC., P.C.	155384	255	A2	1	247,244	96,749	96,749	Y	01	X	
01/05/06	12/15/13	FPM ENGINEERING GROUP P.C.	116426	265	A2	1	1,796,017	525,518	1,620,132	Y	01		
05/16/11	07/05/14	FPM ENGINEERING GROUP P.C.	155385	255	A2	1	59,832	42,128	42,128	Y	01		
03/27/06	09/30/11	FREEMAN ENTERPRISES, INC.	119331	205	A2	1	1,247,170	24,158	1,246,224	Y	01	X	
02/01/12	01/08/16	FULCRUM FACILITIES SERVICES D/B/A FULCRU	167015	266	A2	1	1	0	0	Y	01		
09/22/10	07/05/14	FUSION ARCHITECTURE PLLC	155386	255	A2	1	20,001	14,035	14,035	Y	01	X	
01/09/03	06/01/09	FUTURE TECH CONSULTANTS OF NEW YORK, I	92704	303	A2	1	6,923,165	4,714	6,866,202	Y	01		
12/11/07	12/31/14	FUTURE TECH CONSULTANTS OF NEW YORK, I	133075	303	A2	1	8,885,091	2,249,470	6,404,906	Y	01		
01/05/06	08/31/10	GANDHI ENGINEERING INC.	116428	265	A2	1	300,312	0	294,652	Y	01	X	
12/21/01	06/30/09	GANDHI ENGINEERING INC.	85055	265	A2	1	942,511	9,218	900,471	Y	01	X	
02/18/09	12/31/10	GENESYS ENGINEERING P.C.	143005	266	A2	13,590,442	13,457,004	0	0	Y	01		
02/22/08	12/31/13	GENESYS ENGINEERING P.C.	134658	400	A2	1	1,472,482	262,438	1,046,886	Y	01		
03/23/12	06/23/13	GENESYS ENGINEERING P.C.	167053	266	A2	14,750,000	14,750,000	0	0	Y	01		
04/11/07	06/03/13	GENESYS ENGINEERING P.C.	127205	400	A2	1	2,229,825	271,799	1,211,808	Y	01		
05/07/03	03/11/11	GENESYS ENGINEERING P.C.	95749	266	A2	1	23,094,874	1,304,502	22,975,029	Y	01		
05/07/03	07/07/05	GENESYS ENGINEERING P.C.	114384	266	A2	5,846,799	5,846,799	0	5,846,799	Y	01		
05/21/10	06/30/11	GENESYS ENGINEERING P.C.	154179	266	A2	8,583,299	9,750,300	1,683,284	9,750,300	Y	01		
07/14/08	08/24/14	GENESYS ENGINEERING P.C.	137698	266	A2	1	36,864,205	3,390,598	17,364,622	Y	01		
09/14/09	01/15/09	GENESYS ENGINEERING P.C.	148788	266	A2	4,608,524	4,708,639	483,793	4,708,639	Y	01		

Award Date	Complete Date	Contractor/Vendor	ContractID	Comm/ Service	Award Code	Original Encum. Value	Current Encum. Value	Fiscal Period Payments	Payments To-Date	NYS	Prog.	MWBE	Bids
10/31/02	11/20/10	GENESYS ENGINEERING P.C.	91214	400	A2	1	1,337,309	17,475	1,144,162	Y	01		
01/30/06	11/23/13	GOSHOW ARCHITECTS, LLP	116984	255	A2	1	3,284,575	532,491	2,041,860	Y	01	X	
01/30/06	03/31/12	GREENMAN-PEDERSON INC.	116429	265	A2	1	2,188,303	195,341	2,133,078	Y	01		
12/22/09	01/29/12	GREENMAN-PEDERSON INC.	149336	265	A2	1	145,870	58,700	84,900	Y	01		
02/19/09	09/29/12	GREYHAWK NORTH AMERICA LLC D/B/A	143402	302	A2	1	89,696	49,566	49,566	Y	01		
06/01/07	05/31/11	GSO GRAPHICS INC.	128373	403	A2	464,933	1	0	0	Y	01	X	
09/26/05	12/31/13	GZA GEOENVIRONMENTAL OF NEW YORK	116114	201	A2	1	1,484,898	188,202	1,437,239	Y	01		
09/17/07	06/12/14	HAKS ENGINEERS & LAND SURVEYORS PC	129836	400	A2	1	1,022,797	12,556	50,161	Y	01	X	
01/05/06	03/30/11	HELPERN ARCHITECTS, P.C.	116430	255	A2	1	1,282,021	36,491	1,237,401	Y	01		
09/22/10	07/05/14	HELPERN ARCHITECTS, P.C.	155387	255	A2	0	0	0	0	Y	01		
12/21/01	12/31/08	HELPERN ARCHITECTS, P.C.	85053	255	A2	1	3,452,388	0	3,407,153	Y	01		
02/25/09	07/31/11	HILL INTERNATIONAL, INC.	143564	400	A2	1	254,362	142,696	190,219	N	01		
03/16/12	02/26/14	HILL INTERNATIONAL, INC.	155576	400	A2	1	150,001	0	0	Y	01		
05/15/02	07/31/11	HILL INTERNATIONAL, INC.	87907	302	A2	1	16,084,181	582,798	16,060,952	N	01		
09/18/07	11/30/11	HILL INTERNATIONAL, INC.	131404	302	A2	1	960,492	22,450	350,008	N	01		
10/19/05	11/30/11	HILL INTERNATIONAL, INC.	116517	400	A2	1	845,954	50,733	721,783	N	01		
03/28/11	07/05/14	HOLMES KING KALLQUIST & ASSOCIATES, ARC	155391	255	A2	1	339,049	148,073	148,073	Y	01		
05/17/07	12/15/12	HOLZMACHER, MCLENDON & MURRELL	128914	255	A2	1	660,880	168,792	570,739	Y	01		
05/24/11	07/05/14	HOLZMACHER, MCLENDON & MURRELL	155390	255	A2	1	40,001	2,640	2,640	Y	01		
12/17/09	12/31/14	HOLZMACHER, MCLENDON & MURRELL	148846	265	A2	0	258,546	144,870	196,076	Y	01		
12/21/01	02/01/13	HOLZMACHER, MCLENDON & MURRELL	85119	265	A2	1	2,177,848	138,155	2,113,807	Y	01		
04/10/07	09/01/12	HORIZON ENGINEERING ASSOCIATES LLP	127209	400	A2	1	904,001	122,380	330,037	Y	01		
10/31/02	06/28/10	HORIZON ENGINEERING ASSOCIATES LLP	91215	400	A2	1	1,042,922	5,653	1,038,078	Y	01		
12/17/09	04/16/12	HUGHES ASSOC FIRE & SAFETY ENG OF NY PC	150335	265	A2	0	229,456	122,553	122,553	Y	01		
12/21/01	06/01/10	HUGHES ASSOC FIRE & SAFETY ENG OF NY PC	85097	265	A2	1	935,146	2,291	917,088	Y	01		
03/07/11	07/05/14	HYMAN HAYES ASSOCIATES LLC	155761	255	A2	1	130,400	23,525	23,525	Y	01		
01/30/06	07/02/13	IBC ENGINEERING, P.C.	116446	265	A2	1	3,559,079	644,095	3,121,286	Y	01		
12/18/09	12/31/12	IBC ENGINEERING, P.C.	150902	265	A2	0	744,871	345,696	514,550	Y	01		
12/17/09	09/23/09	ICOR ASSOCIATES LLC	149028	265	A2	0	1	0	0	Y	01		
04/01/10	03/31/14	ISRAEL BERGER & ASSOCIATES, LLC	153171	303	A2	1	0	0	0	Y	01		
06/06/03	06/25/10	J. MARTIN ASSOCIATES, INC.	95548	409	A2	1	1,714,742	0	1,684,452	N	01	X	
07/22/08	12/31/12	J. MARTIN ASSOCIATES, INC.	138537	409	A2	1	2,835,447	1,072,100	2,453,307	N	01	X	
02/15/12	03/01/13	J.M.V. ASSOCIATES LLC	160129	400	A2	1	1	0	0	Y	01		
02/27/09	02/14/11	JCMS, INC.	143502	400	A2	1	1	0	0	Y	01	X	
12/17/09	03/11/11	JFK&M ENGINEERS LLP	149070	265	A2	0	39,511	0	0	Y	01	X	
01/31/06	12/31/11	JOHN CIARDULLO ASSOCIATES, P.C.	116447	255	A2	1	877,548	25,000	746,563	Y	01		

Dormitory Authority - State of New York

Procurement Report  
April 1, 2011 - March 31, 2012

Award Date	Complete Date	Contractor/Vendor	ContractID	Comm/ Service	Award Code	Original Encum. Value	Current Encum. Value	Fiscal Period Payments	Payments To-Date	NYS	Prog.	MWBE	Bids
08/29/08	07/15/12	JOHNSON CONTROLS, INC.	138460	266	A2	1	1,387,967	117,252	977,083	N	01		
12/17/09	12/31/14	JOSEPH R. LORING & ASSOCIATES	148857	265	A2	0	628,372	244,030	296,310	Y	01		
09/15/10	07/05/14	KIDENEY ARCHITECTS P.C.	155755	255	A2	1	938,148	618,512	653,735	Y	01		
02/02/06	06/30/13	KING & KING ARCHITECTS, LLP	116449	255	A2	1	4,756,864	775,431	4,345,549	Y	01		
03/24/11	07/05/14	KING & KING ARCHITECTS, LLP	155394	255	A2	1	36,704	9,547	9,547	Y	01		
12/21/09	12/31/14	KLEPPER HAHN & HYATT	148147	265	A2	0	10,001	10,000	10,000	Y	01		
12/21/09	12/31/13	LABELLA ASSOCIATES, P.C.	148176	265	A2	1	507,956	165,703	223,414	Y	01		
02/08/01	03/31/06	LANGAN ENG. & ENVIR. SVCS, PC	77471	201	A2	1	1,469,804	0	1,442,003	Y	01		
02/15/10	06/15/12	LANGAN ENG. & ENVIR. SVCS, PC	152125	201	A2	0	276,241	17,426	23,961	Y	01		
09/19/07	11/30/11	LECHASE CONSTRUCTION SERVICES, LLC	131369	302	A2	1	211,047	0	15,066	Y	01		
01/23/06	08/29/11	LILKER ASSOCIATES CONSULTING ENGINEERS	116456	265	A2	1	1,135,016	0	1,114,678	Y	01		
02/12/09	02/10/13	LIRO ENGINEERS, INC.	143224	400	A2	1	1	0	0	Y	01		
05/13/11	08/30/13	LIRO ENGINEERS, INC.	157548	402	A2	1	448,842	91,646	91,646	Y	01		
07/28/06	04/01/16	LIRO ENGINEERS, INC.	122598	402	A2	1	1,655,987	314,716	1,155,835	Y	01		
01/30/06	12/31/12	LIZARDOS ENGINEERING ASSOCS. PC	116462	265	A2	1	2,256,862	239,569	1,840,597	Y	01		
07/04/10	07/05/14	LOMONACO & PITTS, ARCHITECTS P.C. DBA AR	155313	255	A2	1	733,092	395,692	395,692	Y	01		
05/18/10	12/11/09	LOUIS BERGER ASSOC., P.C.	150903	265	A2	0	1	0	0	Y	01		
09/19/07	12/31/12	LPCIMINELLI, INC.	131359	302	A2	1	484,731	263,962	263,962	Y	01		
01/31/06	12/31/12	MACH ARCHITECTURE & ENGINEERING, P.C.	116464	255	A2	1	3,149,300	670,408	2,859,014	Y	01		
03/24/11	07/05/14	MACH ARCHITECTURE & ENGINEERING, P.C.	155395	255	A2	1	103,401	10,000	10,000	Y	01		
12/17/09	03/15/12	MAITRA ASSOCIATES P.C.	149032	265	A2	0	97,115	32,377	78,440	Y	01	X	
01/09/03	07/25/11	MATERIALS TESTING LAB, INC.	92729	303	A2	1	1,964,609	0	1,867,009	Y	01		
12/30/09	06/23/12	MCFARLAND-JOHNSON INC.	151225	265	A2	0	596,460	320,853	350,861	Y	01		
09/26/05	02/28/10	MCMAHON & MANN CONSULTING ENGINEERS,	116120	201	A2	1	29,026	0	24,193	Y	01		
02/01/07	06/30/11	MECHANICAL TESTING INC.	126042	400	A2	1	28,011	2,569	3,074	Y	01	X	
05/20/11	05/14/13	MICHAEL MUROFF ARCHITECT LLC	162388	400	A2	1	1	0	0	Y	01		
09/17/10	07/05/14	MOHAMED M. RAZAK ARCHITECT PLLC D/B/A	155403	255	A2	1	484,098	287,586	330,684	Y	01	X	
03/02/01	12/31/04	MUNICIPAL TESTING LABORATORY INC.	77987	303	A2	1	826,295	0	797,852	Y	01		
09/22/10	07/05/14	N.K. BHANDARI ARCHITECTURE & ENGINEERIN	155397	255	A2	0	0	0	0	Y	01		
06/06/03	09/30/08	NATIONAL ELEVATOR INSPECTION SERVICES,I	138580	409	A2	1	28,748	880	22,467	N	01		
01/31/06	08/10/11	NELSON ASSOCIATES ARCHITECTURAL ENGRS	116466	255	A2	1	1,020,532	4,705	942,938	Y	01		
04/08/10	06/14/13	NELSON ASSOCIATES ARCHITECTURAL ENGRS	148862	265	A2	0	389,839	222,324	222,324	Y	01		
02/22/08	04/30/14	NOVUS ENGINEERING P.C.	134479	400	A2	1	1,403,515	316,109	995,147	Y	01		
08/13/02	12/31/09	NOVUS ENGINEERING P.C.	90201	400	A2	1	2,089,566	4,846	2,082,039	Y	28		
12/22/09	11/30/12	O'BRIEN & GERE ENGINEERS INC.	149026	265	A2	1	468,875	348,533	363,686	Y	01		
02/22/08	09/30/11	O'BRIEN & GERE ENGINEERS, INC.	134623	400	A2	1	2,471,102	531,663	1,971,634	Y	01		



Dormitory Authority - State of New York

Procurement Report  
 April 1, 2011 - March 31, 2012

Award Date	Complete Date	Contractor/Vendor	ContractID	Comm/ Service	Award Code	Original Encum. Value	Current Encum. Value	Fiscal Period Payments	Payments To-Date	NYS	Prog.	MWBE	Bids
03/13/01	12/31/06	O'BRIEN & GERE ENGINEERS, INC.	78790	202	C	1	4,798,810	0	4,764,181	Y	28		
08/18/08	12/31/13	O'BRIEN & GERE ENGINEERS, INC.	139230	202	A2	1	711,154	184,723	425,594	Y	01		
02/10/06	06/30/11	O'DEA, LYNCH, ABBATTISTA CONSULTING ENG	116472	265	A2	1	899,858	2,100	860,827	Y	01		
12/21/01	06/30/11	O'DEA, LYNCH, ABBATTISTA CONSULTING ENG	85177	265	A2	1	904,526	29,428	857,796	Y	01		
02/16/11	07/05/14	OMNI ARCHITECTS, P.C.	155399	255	A2	0	0	0	0	Y	01	X	
12/21/01	02/01/12	P.B. POWER, INC.	85101	265	A2	1	3,128,991	42,739	2,919,440	Y	01		
01/31/06	10/05/09	PARSONS BRINCKERHOFF QUADE & DOUGLAS	116473	265	A2	1	428,860	12,525	407,161	Y	01		
06/21/02	12/31/12	PARSONS BRINCKERHOFF QUADE & DOUGLAS	89124	402	A2	1	3,585,655	380,925	3,533,673	Y	01		
10/18/05	08/31/09	PARSONS BRINCKERHOFF QUADE & DOUGLAS	116608	201	A2	1	173,799	0	144,948	Y	01		
02/16/06	12/31/13	PATHFINDER ENGINEERS LLP	116476	265	A2	1	3,256,024	910,104	2,616,388	Y	01	X	
12/21/09	05/01/12	PATHFINDER ENGINEERS LLP	149346	265	A2	0	402,232	248,792	334,489	Y	01	X	
04/05/10	03/29/14	PENNONI ASSOCIATES INC.	153080	303	A2	1	28,501	0	0	Y	01		
07/10/09	08/31/11	PERKINS & WILL ARCHITECTS P.C.	147311	205	A2	1	1	0	0	Y	01		
08/08/00	04/15/05	PLUMB ENGINEERING P.C.	73723	265	C	1	378,200	2,610	357,850	Y	01	X	
02/15/09	02/14/11	PMA CONSULTANTS, LLC	143501	400	A2	1	1	0	0	Y	01	X	
03/31/11	07/05/14	POSEN ARCHITECTS LLC	155401	255	A2	1	40,001	23,000	23,000	Y	01		
03/30/04	10/15/09	PROFESSIONAL SERVICE IND. INC.	102967	402	A2	1	2,012,259	0	2,003,249	Y	01		
06/21/02	12/01/09	PROFESSIONAL SERVICE IND. INC.	89178	402	A2	1	1,348,773	0	1,338,763	Y	52		
08/11/06	01/25/12	PROFESSIONAL SERVICE IND. INC.	122873	402	A2	1	1,115,623	173,209	1,040,880	Y	01		
02/22/00	01/12/06	PSI/KEMRON ENVIRONMENTAL SERVICES	69986	402	A2	1	3,406,965	0	3,150,853	Y	01		
01/23/06	12/31/10	RAM-TECH ENGINEERS, P.C.	116477	265	A2	1	426,389	17,100	419,209	Y	01	X	
02/23/99	01/30/21	RICHARD DONALD CONSULTING ENG.	62829	265	A2	1	4,499,734	0	4,498,740	Y	01		
03/27/06	09/03/12	RICHARD L. HOFFMAN & ASSOCIATES, INC.	119460	205	A2	1	607,894	192,609	192,609	Y	01		
02/16/06	05/31/10	ROBSONWOESE, INC.	116480	265	A2	1	225,857	0	225,116	Y	01		
09/22/10	07/05/14	RONNETTE RILEY ARCHITECT	155405	255	A2	0	0	0	0	Y	01		
12/17/09	12/15/09	ROSE & KIERNAN INC.	150958	400	A2	0	1	0	0	Y	01		
02/10/06	05/12/12	RSD ENGINEERS P.C.	116484	265	A2	1	2,149,061	391,486	1,946,508	Y	01		
05/23/05	07/22/12	RTKL NEW YORK ARCHITECTURE & ENGINEERI	113279	411	A2	1	1,510,509	731,403	929,923	N	01		
02/10/06	08/31/11	SBLM ARCHITECTS PC	116485	255	A2	1	2,769,437	812,258	2,406,741	Y	01		
02/03/10	12/31/14	SCHUYLER ENGINEERING, P.C.	148860	265	A2	0	990,945	226,043	384,189	Y	01		
02/16/06	01/31/12	SCHUYLER ENGINEERING, P.C.	116487	265	A2	1	3,192,222	40,896	2,882,456	Y	01		
06/06/02	03/31/07	SCI ENGINEERING & SURVEYING, P.C.	87915	302	A2	1	620,052	0	610,299	Y	01	X	
09/19/07	11/30/11	SCI ENGINEERING & SURVEYING, P.C.	131314	302	A2	1	487,477	5,994	401,233	Y	01	X	
08/13/02	08/01/11	SELECT ENERGY SERVICES, INC.	90202	400	A2	1	1,857,465	152,393	1,579,143	Y	01		
06/16/11	02/26/16	SHUMAKER CONSULTING ENGINEERING & LAN	157554	402	A2	1	0	0	0	Y	01	X	
08/07/08	06/18/12	SIMPSON GUMPERTZ & HEGER INC.	137766	400	A2	1	648,545	320,768	398,848	N	01		

Award Date	Complete Date	Contractor/Vendor	ContractID	Comm/ Service	Award Code	Original Encum. Value	Current Encum. Value	Fiscal Period Payments	Payments To-Date	NYS	Prog.	MWBE	Bids
11/25/08	09/23/12	SJB SERVICES, INC.	140154	303	A2	1	15,248	1,227	1,227	Y	01		
12/18/09	12/11/09	SJH ENGINEERING, P.C.	150900	265	A2	0	1	0	0	Y	01	X	
12/21/09	09/02/12	SMRT ARCHITECTS AND ENGINEERS, P.C.	149353	265	A2	0	204,638	87,404	112,404	Y	01		
01/05/10	03/23/12	STANTEC CONSULTING SERVICES INC.	151311	265	A2	0	10,001	0	0	Y	01		
01/10/06	06/30/10	STAUNTON CHOW,P.C.ENGINEERS & ARCHITE	116488	265	A2	1	219,261	22,579	199,922	N	01	X	
01/23/01	07/08/11	STV INCORPORATED	77421	400	A2	296,126	349,482	500	349,482	Y	01		
02/02/06	05/26/13	STV INCORPORATED	116489	255	A2	1	3,061,200	270,406	2,679,419	Y	01		
03/29/02	01/31/10	STV INCORPORATED	87096	400	A2	1	1,947,263	39,092	1,911,647	Y	01		
10/01/06	12/30/11	STV INCORPORATED	123114	400	A2	1	577,321	142,143	398,940	Y	01		
02/16/06	05/31/13	SUPERSTRUCTURES	116490	265	A2	1	11,176,107	1,511,815	8,883,341	Y	01		
10/22/08	12/31/14	SUPERSTRUCTURES	140177	303	A2	1	2,930,849	1,033,713	1,370,358	Y	01		
12/17/09	12/31/14	SUPERSTRUCTURES	148856	265	A2	0	2,644,246	680,612	680,612	Y	01		
12/21/01	12/30/11	SUPERSTRUCTURES	85047	265	A2	1	4,958,049	13,541	4,844,933	Y	01		
07/04/10	07/05/14	SWANKE HAYDEN CONNELL & PARTNERS LLP	155406	255	A2	1	1,216,867	168,266	168,266	Y	01		
09/22/10	07/05/14	SWBR ARCHITECTS AND ENGINEERS PC	155417	255	A2	1	69,442	10,300	10,300	Y	01		
01/09/03	12/31/09	TECTONIC ENGINEERING CONSULTANTS PC	92698	303	A2	1	1,880,057	0	1,849,945	Y	40		
07/31/07	06/01/14	TECTONIC ENGINEERING CONSULTANTS PC	129929	303	A2	1	4,652,399	1,802,300	3,788,239	Y	01		
08/31/05	03/31/12	TECTONIC ENGINEERING CONSULTANTS PC	115373	201	A2	1	1,695,179	162,133	1,079,602	Y	01		
01/09/03	09/30/11	TESTWELL LABORATORIES, INC.	92745	303	A2	1	3,402,625	69,265	3,402,624	Y	01	X	
06/21/02	12/18/08	TESTWELL LABORATORIES, INC.	89157	402	A2	1	1,387,699	69,353	1,383,213	Y	01	X	
02/07/06	03/14/12	THE GORDIAN GROUP. INC.	118742	407	A2	1	2,016,135	306,639	2,016,134	Y	01		
12/21/01	11/15/10	THE HALL PARTNERSHIP ARCHITECTS, LLP	85090	255	A2	1	1,389,336	0	1,388,423	Y	01		
04/05/02	07/01/08	THE LOUIS BERGER GROUP INC.	87248	400	A2	1	2,751,832	0	2,669,928	Y	01		
10/05/06	12/20/13	THE LOUIS BERGER GROUP INC.	123130	202	A2	1	1,390,829	387,376	978,375	Y	01		
05/10/07	07/31/12	TING & LI ARCHITECTS PC	128735	255	A2	1	753,034	89,193	592,257	Y	01	X	
05/31/07	03/31/08	TOTAL SAFETY CONSULTING, LLC	111601	400	A2	2,401	1	0	0	Y	01	X	
10/05/10	08/10/15	TRAUTMAN KING MARKWART ASSOC. P.C. DBA	155418	255	A2	1	727,851	432,594	513,095	Y	01		
11/19/01	11/30/09	TRAUTMAN KING MARKWART ASSOC. P.C. DBA	84400	255	A2	1	922,309	0	914,636	Y	01		
04/21/11	10/31/11	TRC ENGINEERS INCORPORATED	157543	402	A2	1	45,579	17,729	17,729	Y	01		
12/05/06	12/31/11	TRC ENGINEERS INCORPORATED	122608	402	A2	1	525,726	172,551	384,962	Y	01		
09/22/10	07/05/14	TRUDEAU ARCHITECTS PLLC	155756	255	A2	1	581,586	54,724	54,724	Y	01		
03/01/06	04/01/12	TRUDEAU/ARCHITECTS DBA OF BART TRUDEA	116491	255	A2	1	2,390,256	239,636	2,226,984	Y	01		
11/26/01	04/15/11	TRUDEAU/ARCHITECTS DBA OF BART TRUDEA	84817	255	A2	1	3,220,551	75,639	3,166,055	Y	28		
07/31/07	09/30/13	UNIVERSAL TESTING & INSPECTION SERVICES	129918	303	A2	1	3,314,529	1,304,695	2,321,481	Y	01		
09/22/10	07/05/14	URBAHN ASSOCIATES, INC.D/B/A URBAHN ARC	155419	255	A2	1	38,296	20,000	20,000	Y	01		
02/10/06	10/05/09	URS CORPORATION - NEW YORK	116492	265	A2	1	1	0	0	Y	01		

Dormitory Authority - State of New York

Procurement Report  
 April 1, 2011 - March 31, 2012

Award Date	Complete Date	Contractor/Vendor	ContractID	Comm/ Service	Award Code	Original Encum. Value	Current Encum. Value	Fiscal Period Payments	Payments To-Date	NYS	Prog.	MWBE	Bids
06/01/04	11/30/09	URS CORPORATION - NEW YORK	105004	400	A2	1	4,150,960	0	4,131,125	Y	01		
08/18/08	12/31/12	URS CORPORATION - NEW YORK	139232	202	A2	1	4,116,715	839,033	3,150,185	Y	01		
10/26/10	12/31/12	URS CORPORATION - NEW YORK	157690	402	A2	1	60,001	38,294	38,294	Y	01		
12/21/05	09/16/11	URS CORPORATION - NEW YORK	117191	400	A2	1	580,001	64,748	543,014	Y	01		
02/10/06	12/31/13	URS CORPORATION-NEW YORK	130521	265	A2	1	2,436,322	117,535	2,177,159	Y	01		
09/19/07	06/30/11	URS CORPORATION-NEW YORK	131351	302	A2	1	2,048,039	580,547	1,689,481	Y	01		
12/21/09	12/31/14	URS CORPORATION-NEW YORK	149339	265	A2	0	829,211	267,527	267,527	Y	01		
07/22/08	12/30/11	VAN DEUSEN & ASSOCIATES, INC.	138552	409	A2	1	69,121	3,560	3,560	N	01		
06/04/03	06/30/08	VDA LLC	95545	409	A2	1	72,396	0	51,005	N	01		
12/21/01	03/31/11	WANK, ADAMS, SLAVIN ASSOCIATES	85096	255		1	1,674,718	36,492	1,543,688	Y	01		
02/10/06	12/31/10	WATTS ARCHITECTURE & ENGINEERING PC	116493	265	A2	1	506,359	27,852	478,006	Y	01	X	
02/24/12	02/23/16	WATTS ARCHITECTURE & ENGINEERING PC	157547	402	A2	1	59,040	0	0	Y	01	X	
08/10/06	10/01/12	WATTS ARCHITECTURE & ENGINEERING PC	123100	402	A2	1	1,653,972	374,118	1,437,468	Y	01	X	
12/21/09	09/28/12	WATTS ARCHITECTURE & ENGINEERING PC	150339	265	A2	1	267,525	80,385	122,370	Y	01	X	
09/16/05	01/15/12	WELLER RICHARD D.	115955	400	A2	1	2,165,571	53,903	1,879,254	Y	01		
02/16/06	12/01/12	WENDEL DUCHSCHERER ARCHITECTS & ENG	116494	255	A2	1	791,767	48,664	755,284	Y	01		
12/21/09	09/30/11	WENDEL DUCHSCHERER ARCHITECTS & ENGI	148148	255	A2	0	128,218	88,877	102,642	Y	01		
07/25/06	05/29/12	WENDEL ENERGY SERVICES, LLC	121946	266	A2	1	3,741,288	436,521	3,617,301	Y	01		
02/16/06	08/31/10	WERFEL & ASSOCIATES	116495	255	A2	1	371,536	13,483	356,297	Y	01		
08/06/07	10/31/12	WERFEL & ASSOCIATES	129475	255	A2	1	504,371	158,310	467,998	Y	01		
12/21/01	07/15/07	WERFEL & ASSOCIATES	85105	255	A2	1	1,272,464	1,085	1,272,463	Y	01		
06/05/07	03/31/12	WM GROUP ENGINEERS, PC	127480	400	A2	1	972,335	293,604	668,915	Y	01	X	
02/16/06	12/30/12	WOOLLEY MORRIS ARCHITECTS PC	116504	255	A2	1	2,731,696	229,303	2,499,477	Y	01		
12/15/03	04/30/05	WOOLLEY MORRIS ARCHITECTS PC	100861	205	A2	1	269,402	0	260,530	Y	01		
12/17/09	12/31/14	YSRAEL A. SEINUK P.C.	148858	265	A2	0	1	0	0	Y	01	X	
02/15/10	12/31/14	YU & ASSOCIATES, INC.	152119	201	A2	0	0	0	0	Y	01	X	
02/15/10	12/31/14	YU & ASSOCIATES, INC.	152119	201	A2	0	1	0	0	Y	01	X	
<b>Total Term Contracts</b>						<b>48,742,077</b>	<b>499,508,093</b>	<b>53,906,473</b>	<b>397,387,785</b>				

Award Date	Complete Date	Contractor/Vendor	ContractID	Comm/ Service	Award Code	Original Encum. Value	Current Encum. Value	Fiscal Period Payments	Payments To-Date	NYS	Prog.	MWBE	Bids
<b>Construction Services</b>													
<b>Term Purchase Orders</b>													
02/01/05		385 SERVICES LLC	79	35706	A1	0	82,292	0	82,292	N	52		
07/01/06		385 SERVICES LLC	182	35706	A1	0	2,250	0	2,250	N	52		
07/01/06		385 SERVICES LLC	182	35720	A1	0	8,775	0	8,775	N	52		
10/12/06		385 SERVICES LLC	207	35706	A1	0	132,242	0	132,242	N	52		
02/01/05		385 SERVICES, LLC.	79	35706	A1	0	15,800	0	15,800	N	52		
10/12/06		385 SERVICES, LLC.	207	35706	A1	0	42,050	0	42,050	N	52		
12/15/05		AMERICAN FOLDING DOOR CO., INC	128	37501	A1	0	336,475	0	336,475	Y	52		
08/31/09		ARKANSAS LAMP MANUFACTURING COMPANY	315	35720	A1	0	18,064	18,064	18,064	N	52		
08/31/09		ARKANSAS LAMP MANUFACTURING COMPANY	315	21501	A1	0	20,845	0	20,845	N	52		
08/31/09		ARKANSAS LAMP MANUFACTURING COMPANY	315	35706	A1	0	63,907	18,523	51,668	N	52		
08/31/09		ARKANSAS LAMP MANUFACTURING COMPANY	315	35706	A1	0	19,988	19,988	19,988	N	52		
04/01/08		ARTLINE WHOLESALERS, INC.	2565	35720	A1	0	8,657	0	8,657	N	52		
07/01/03		ARTLINE WHOLESALERS, INC.	2093	35706	A1	0	1,969	0	1,969	N	52		
07/01/03		ARTLINE WHOLESALERS, INC.	2093	35720	A1	0	4,701	0	4,701	N	52		
07/01/06		ARTLINE WHOLESALERS, INC.	182	35720	A1	0	1,174	0	1,174	N	52		
07/01/06		ARTLINE WHOLESALERS, INC.	182	35706	A1	0	1,467	0	1,467	N	52		
01/01/05		BOURDON'S INSTIT. SALES, INC.	62	22700	A1	0	594,165	0	594,165	N	52		
01/20/10		BOURDON'S INSTIT. SALES, INC.	283	22700	A1	0	1,213,113	591,113	979,967	N	52		
01/20/10		BOURDON'S INSTIT. SALES, INC.	283	22701	A1	0	38,624	0	38,624	N	52		
01/20/10		BOURDON'S INSTIT. SALES, INC.	283	20915	A1	0	56,321	0	0	N	52		
01/20/10		BOURDON'S INSTIT. SALES, INC.	283	21501	A1	0	48,946	48,946	48,946	N	52		
02/14/07		BOURDON'S INSTIT. SALES, INC.	212	22700	A1	0	1,654,442	0	1,654,347	N	52		
08/03/07		BUTLER WOODCRAFTERS, INC.	230	35706	A1	0	120,080	0	120,080	N	52		
01/02/05		DELWELD INDUSTRIES CORP.	78	21506	A1	0	7,800	0	7,800	N	52		
01/02/05		DELWELD INDUSTRIES CORP.	78	31616	A1	0	999,429	0	999,429	N	52		
01/03/08		DELWELD INDUSTRIES CORP.	246	31616	A1	0	651,629	0	651,629	N	52		
01/03/08		DELWELD INDUSTRIES CORP.	246	20915	A1	0	23,001	23,001	23,001	N	52		
01/03/08		DELWELD INDUSTRIES CORP.	246	21501	A1	0	40,923	22,735	40,923	N	52		
01/03/08		DELWELD INDUSTRIES CORP.	246	21506	A1	0	147,935	24,104	87,368	N	52		
01/08/08		FARIES-MCMEEKAN, INC.	245	21501	A1	0	8,166	3,475	4,691	N	52		
01/08/08		FARIES-MCMEEKAN, INC.	245	31804	A1	0	24,673	0	24,673	N	52		
10/17/05		FARIES-MCMEEKAN, INC.	113	31804	A1	0	32,859	0	32,859	N	52		
01/14/10		FOLIOT FURNITURE INC.	320	21501	A1	0	12,253	0	12,253	N	52		

Award Date	Complete Date	Contractor/Vendor	ContractID	Comm/ Service	Award Code	Original Encum. Value	Current Encum. Value	Fiscal Period Payments	Payments To-Date	NYS	Prog.	MWBE	Bids
02/11/05		FOLIOT FURNITURE INC.	63	21501	A1	0	7,296,300	0	7,296,300	N	52		
02/25/08		FOLIOT FURNITURE INC.	250	21501	A1	0	4,910,438	1,164,150	4,405,206	N	52		
02/25/08		FOLIOT FURNITURE INC.	250	35720	A1	0	2,575	0	2,575	N	52		
02/25/08		FOLIOT FURNITURE INC.	250	21510	A1	0	137,231	0	137,231	N	52		
12/01/03		FOLIOT FURNITURE INC.	2094	21501	A1	0	36,668	0	36,668	N	52		
12/01/06		FOLIOT FURNITURE INC.	206	21501	A1	0	146,738	0	146,738	N	52		
01/01/05		GERSON INDUSTRIES CO., INC.	62	22700	A1	0	215,201	0	215,201	N	52		
01/01/05		GERSON INDUSTRIES CO., INC.	62	22700	A1	0	97,724	0	97,724	N	60		
01/20/10		GERSON INDUSTRIES CO., INC.	283	22700	A1	0	506,224	250,012	445,868	N	52		
02/14/07		GERSON INDUSTRIES CO., INC.	212	22700	A1	0	688,211	0	688,211	N	52		
07/01/03		JES LIGHTING INC.	2093	35706	A1	0	2,955	0	2,955	N	52		
07/01/06		JES LIGHTING INC.	182	24400	A1	0	33,990	0	33,990	N	52		
08/31/09		JES LIGHTING INC.	315	35706	A1	0	27,338	27,338	27,338	N	52		
08/31/09		JES LIGHTING INC.	315	35720	A1	0	49,238	0	49,238	N	52		
01/18/08		NEW ENGLAND WOODCRAFT INC.	241	21506	A1	0	9,381	9,381	9,381	N	52		
01/18/08		NEW ENGLAND WOODCRAFT INC.	241	21501	A1	0	443,288	68,685	315,360	N	52		
01/25/05		NEW ENGLAND WOODCRAFT INC.	65	21501	A1	0	693,809	0	693,809	N	52		
04/16/05		SUPERIOR WINDOWS LLC	89	21602	A1	0	4,200	0	4,200	N	52	X	
04/16/05		SUPERIOR WINDOWS LLC	89	24401	A1	0	103,435	0	103,435	N	52	X	
04/16/08		SUPERIOR WINDOWS LLC	253	24401	A1	0	1,051	0	1,051	N	41	X	
04/16/08		SUPERIOR WINDOWS LLC	253	24401	A1	0	209,765	90,119	199,097	N	52	X	
04/16/08		SUPERIOR WINDOWS LLC	253	24401	A1	0	570	570	570	N	40	X	
04/16/08		SUPERIOR WINDOWS LLC	253	24401	A1	0	58,586	0	58,586	N	21	X	
01/24/08		THE CHAMBERS CORP.	249	21200	A1	0	572,466	155,087	542,725	N	52	X	
01/24/08		THE CHAMBERS CORP.	249	31804	A1	0	9,498	0	9,498	N	52	X	
01/24/08		THE CHAMBERS CORP.	249	24401	A1	0	9,794	0	9,794	N	52	X	
03/21/05		THE CHAMBERS CORP.	90	21200	A1	0	295,352	0	295,352	N	52	X	
04/01/08		TRINITY LIGHTING INC.	259	35706	A1	0	146,529	0	146,529	N	52		
04/01/08		TRINITY LIGHTING INC.	259	35720	A1	0	17,780	17,780	17,780	N	52		
04/01/08		TRINITY LIGHTING INC.	259	35706	A1	0	15,488	0	15,488	N	21		
08/31/09		TRINITY LIGHTING INC.	315	35706	A1	0	33,337	33,337	33,337	N	52		
08/31/09		TRINITY LIGHTING INC.	315	35720	A1	0	9,525	0	9,525	N	52		
<b>Total Term Purchase Orders</b>						<b>0</b>	<b>23,219,700</b>	<b>2,586,408</b>	<b>22,119,932</b>				

Award Date	Complete Date	Contractor/Vendor	ContractID	Comm/ Service	Award Code	Original Encum. Value	Current Encum. Value	Fiscal Period Payments	Payments To-Date	NYS	Prog.	MWBE	Bids
<b>Construction Services</b>													
<b>Job Order Contracts</b>													
08/28/09	11/17/11	AAC CONTRACTING, INC.	148471	906	A1	0	1,252,802	287,115	1,221,129	Y	01		
09/09/09	12/20/11	ABSCOPE ENVIRONMENTAL, INC.	147947	906	A1	0	2,993,395	1,818,859	2,943,358	Y	01		
07/29/08	02/20/12	ACE CONTRACTING, INC.	138759	805	A1	0	3,751,160	782,960	3,630,818	Y	01		
03/30/10	02/29/12	AGA ENVIRONMENTAL INC.	153128	906	A1	0	2,035,047	1,149,015	1,225,268	Y	01	X	
08/25/09	11/19/10	ALL BRIGHT ELECTRIC	148366	700	A1	0	66,945	26,773	66,944	Y	01		
02/12/01	11/29/06	AWL INDUSTRIES, INC.	77655	600	A1	0	15,805,429	491	15,795,882	Y	01		
12/29/04	04/04/06	AWL INDUSTRIES, INC.	109510	800	A1	0	1,123,904	0	838,936	Y	01		
12/29/04	08/31/07	AWL INDUSTRIES, INC.	109524	600	A1	0	1,712,635	0	1,549,671	Y	01		
07/06/06	03/09/12	BILTMORE GENERAL CONTRACTING INC.	122138	600	A1	0	11,974,932	210,177	11,865,554	Y	01		
02/18/10	02/25/10	BURNICHE PIPING, INC. D/B/A BPI PIPING	152213	PLU	A1	0	1	0	0	Y	01		
04/27/10	03/07/12	CHARAN ELECTRICAL ENTERPRISES INC	153893	700	A1	0	1,323,114	658,507	912,255	Y	01	X	
02/23/07	03/16/12	CORBEX, INC.	126755	600	A1	0	10,522,157	768,557	10,283,199	Y	01	X	
11/19/09	12/07/10	CRESCENT CONTRACTING CORP.	150401	805	A1	0	1	0	0	Y	01		
05/10/05	05/10/10	D & K CONSTRUCTION CO., INC.	112998	500	A1	0	1,181,017	0	1,136,762	Y	01	X	
10/20/09	02/20/12	D & K CONSTRUCTION CO., INC.	149605	600	A1	0	1,613,058	1,000,534	1,192,754	Y	01		
06/26/09	03/07/12	DIMITRI ENTERPRISES, INC.	146988	615	A1	0	3,350,015	1,115,075	3,192,856	Y	01		
04/28/09	03/09/12	DOW ELECTRIC INC.	145455	GEN	A1	0	1,522,630	1,001,670	1,222,733	Y	01		
11/09/06	02/01/10	DOW ELECTRIC INC.	124494	600	A1	0	3,517,377	1,108	3,517,376	Y	01		
08/01/00	06/20/04	EASTCO BUILDING SERVICES, INC.	74729	600	A1	0	15,778,074	0	15,734,797	Y	01		
09/19/03	09/18/04	EASTCO BUILDING SERVICES, INC.	98925	600	A1	0	42,879	0	33,401	Y	01		
04/28/09	03/19/12	FAMILY DANZ HEATING AND AIR CONDITIONIN	145434	800	A1	0	516,334	475,127	486,363	Y	01		
11/20/08	02/20/12	GEOMATRIX SERVICES, INC.	141441	804	A1	0	1,123,402	170,259	703,565	Y	01	X	
04/25/11	04/25/12	GEORGE J. MARTIN & SON INC.	161856	700	A1	0	181,273	0	0	Y	01	X	
07/20/07	12/16/10	GEORGE J. MARTIN & SON INC.	130024	700	A1	0	127,268	2,618	127,267	Y	01	X	
08/03/07	02/28/11	HMI MECHANICAL SYSTEMS, INC.	130023	800	A1	0	199,558	2,094	199,557	Y	01		
05/05/08	03/19/12	INNOVATIVE MECHANICAL SYSTEMS, INC.	136485	800	A1	0	617,516	420,367	560,404	Y	01	X	
05/08/08	08/23/10	INTERNATIONAL ASBESTOS REMOVAL INC.	136673	906	A1	0	2,905,022	86,066	2,876,706	Y	01	X	
07/30/07	03/19/12	JEMCO ELECTRICAL CONTRACTORS, INC.	130020	600	A1	0	3,007,902	571,736	2,834,973	Y	01		
08/12/09	03/19/12	JEMCO ELECTRICAL CONTRACTORS, INC.	148121	700	A1	0	5,156,680	2,914,162	3,989,921	Y	01		
11/01/06	02/29/12	JEMCO ELECTRICAL CONTRACTORS, INC.	124320	700	A1	0	9,931,793	291,144	9,624,070	Y	01		
04/25/11	04/25/11	JOHN MILLS ELECTRIC, INC.	161862	700	A1	0	1	0	0	Y	01		
05/06/08	07/18/11	JOHN MILLS ELECTRIC, INC.	136504	700	A1	0	749,362	143,775	749,361	Y	01		
05/14/10	05/14/11	JOHN MILLS ELECTRIC, INC.	154190	700	A1	0	19,446	19,445	19,445	Y	01		

Award Date	Complete Date	Contractor/Vendor	ContractID	Comm/ Service	Award Code	Original Encum. Value	Current Encum. Value	Fiscal Period Payments	Payments To-Date	NYS	Prog.	MWBE	Bids
04/02/09	03/19/12	KIRCHER CONSTRUCTION INC.	144515	GEN	A1	0	1,241,986	605,538	1,107,441	Y	01		
02/27/02	02/26/09	L & B CONSTRUCTION INC.	86444	600	A1	0	7,656,832	0	7,645,540	Y	01	X	
05/20/05	09/10/10	LIGHTON ELECTRIC, INC.	113247	600	A1	0	5,524,122	7,132	5,524,066	Y	01		
07/02/09	02/20/12	LIGHTON ELECTRIC, INC.	147146	600	A1	0	3,484,362	1,902,373	2,917,433	Y	01		
03/06/09	03/19/12	MICHAEL A. FERRAUILO PLB & HTG	143839	805	A1	0	869,589	420,981	594,637	Y	01		
04/17/09	04/17/10	MICHAEL A. FERRAUILO PLB & HTG	145047	804	A1	0	1	0	0	Y	01		
10/28/99	08/15/01	MITCHELL CONSTRUCTION CO., INC.	69138	600	A1	0	5,173,867	0	4,988,389	Y	01		
05/05/08	02/20/12	MOLLENBERG-BETZ INC.	136449	805	A1	0	866,194	770,891	820,163	Y	01		
07/05/06	01/20/11	NEW YORK ENVIRONMENTAL SYSTEMS. INC.	122107	906	A1	0	2,235,631	21,003	2,178,869	Y	01		
12/16/04	04/16/07	NEW YORK ENVIRONMENTAL SYSTEMS. INC.	109260	900	A1	0	2,622,557	0	2,622,322	Y	01		
02/10/10	03/19/12	NORTHLAND ASSOCIATES, INC.	152083	GEN	A1	0	1,669,907	1,284,938	1,395,571	Y	01		
02/14/01	03/29/05	OMEGA SERVICE MAINTENANCE CORPORATIO	77611	800	A1	0	4,374,535	1,800	4,374,535	Y	01	X	
08/11/03	09/27/07	PAR PLUMBING CO. INC.	98126	805	A1	0	4,760,373	0	4,759,714	Y	01		
02/12/10	12/06/11	R&S ASSOCIATES GENERAL CONTRACTORS IN	152135	GEN	A1	0	998,668	112,238	998,667	Y	01		
02/15/02	07/15/05	S.J. ELECTRIC, INC.	86170	700	A1	0	4,571,293	0	4,540,243	Y	01		
10/28/99	02/14/05	S.J. ELECTRIC, INC.	69142	700	A1	0	15,258,041	0	15,238,847	Y	01		
02/01/05	09/20/10	SIERRA MECHANICAL CONTRACTING INC.	110217	800	A1	0	18,706,741	18,826	18,706,740	Y	01	X	
10/07/08	03/19/12	SIERRA MECHANICAL CONTRACTING INC.	140444	MEC	A1	0	9,371,405	2,007,529	8,453,782	Y	01	X	
05/24/10	02/23/12	SMITH BROTHERS CONSTRUCTION COMPANY,	154359	600	A1	0	639,479	435,699	435,699	Y	01		
11/15/06	07/22/11	SMITH BROTHERS CONSTRUCTION COMPANY,	124599	600	A1	0	3,904,675	82,108	3,886,551	Y	01		
04/15/10	12/07/11	SUBURBAN RESTORATION CO., INC.	153516	906	A1	0	648,999	583,799	583,799	Y	01		
09/16/09	03/19/12	TRI-TECH INC.	148810	800	A1	0	568,119	361,297	388,998	Y	01		
02/11/03	11/12/09	VOLMAR CONSTRUCTION, INC.	93711	600	A1	0	12,462,899	168	12,450,630	Y	01		
07/05/06	06/02/11	VOLMAR CONSTRUCTION, INC.	122098	600	A1	0	6,691,842	225,516	6,539,257	Y	01		
09/08/09	03/19/12	VOLMAR CONSTRUCTION, INC.	148498	600	A1	0	1,208,554	535,648	602,528	Y	01		
11/14/06	03/08/10	VOLMAR CONSTRUCTION, INC.	124567	600	A1	0	1,509,090	0	1,509,089	Y	01		
10/28/99	06/23/09	WDF, INC.	69141	805	A1	0	4,236,772	0	4,233,836	Y	01		
03/01/10	10/04/11	WILKINS MECHANICAL INC.	152468	PLU	A1	0	891,727	557,287	557,287	Y	01		
<b>Total Job Order Contracts</b>						<b>0</b>	<b>226,250,389</b>	<b>23,852,405</b>	<b>216,589,958</b>				

Award Date	Complete Date	Contractor/Vendor	ContractID	Comm/ Service	Award Code	Original Encum. Value	Current Encum. Value	Fiscal Period Payments	Payments To-Date	NYS	Prog.	MWBE	Bids
<b>Non-Construction</b>													
<b>Public Finance &amp; Financial Services</b>													
05/25/11	05/26/11	ASSURED GUARANTY CORP	162486	99220	A2E	9,244	9,244	9,244	9,244	Y			
06/08/11	07/20/11	ASSURED GUARANTY CORP	163639	99200	A2E	115,270	115,270	115,270	115,270	Y			
06/08/11	07/20/11	ASSURED GUARANTY CORP	163640	99220	A2E	48,327	48,327	48,327	48,327	Y			
12/15/11	12/21/11	ASSURED GUARANTY CORP	166432	99220	A2E	37,011	37,011	37,011	37,011	Y			
12/15/11	12/22/11	ASSURED GUARANTY CORP	166459	99220	A2E	43,495	43,495	43,495	43,495	Y			
12/15/11	12/27/11	ASSURED GUARANTY CORP	166485	99220	A2E	87,906	87,906	87,906	87,906	Y			
12/15/11	12/28/11	ASSURED GUARANTY CORP	166507	99220	A2E	190,403	190,403	190,403	190,403	Y			
05/26/11	05/26/11	BANK OF AMERICA	162467	81060	A2	2,670,198	2,670,198	2,670,198	2,670,198	Y			
05/26/11	05/26/11	BAYERISCHE LANDESBANK	162468	81060	A2	254,095	254,095	254,095	254,095	Y			
03/31/12	03/31/12	BERENS-TATE CONSULTING GROUP INC.	555643	81000	A2	7,000	7,000	7,000	7,000	Y			
10/06/11	11/09/11	BERENS-TATE CONSULTING GROUP INC.	165599	99290	C	25,000	25,000	25,000	25,000	Y			
12/15/11	12/23/11	BERNARD P. DONEGAN, INC	166473	99150	C	35,250	35,250	35,250	35,250	Y			
12/15/11	12/27/11	BERNARD P. DONEGAN, INC	166491	99150	C	74,900	74,900	74,900	74,900	Y			
09/22/11	10/07/11	CAPITAL MARKETS ADVISORS, LLC	165028	99150	C	45,000	45,000	45,000	45,000	Y			
02/23/12	03/07/12	CITIGROUP GLOBAL MARKETS INC.	167723	99280	A2	4,169,893	4,169,893	4,169,893	4,169,893	Y			
06/09/11	07/13/11	CITIGROUP GLOBAL MARKETS INC.	163379	99280	A2	2,573,480	2,573,480	2,573,480	2,573,480	Y			
06/09/11	07/13/11	CITIGROUP GLOBAL MARKETS INC.	163381	99280	A2	16,643	16,643	16,643	16,643	Y			
10/06/11	11/09/11	CITIGROUP GLOBAL MARKETS INC.	165589	99280	C	3,176,820	3,176,820	3,176,820	3,176,820	Y			
03/31/12	03/31/12	CITIZENS BANK	555644	99200	C	8,816	8,816	8,816	8,816	Y			
12/19/11	01/03/12	CITIZENS BANK	166588	99200	C	48,962	48,962	48,962	48,962	Y			
07/29/11	09/09/11	CITYVIEW CAPITAL SOLUTIONS LLC	164465	99150	C	25,000	25,000	25,000	25,000	Y			
03/31/12	03/31/12	CONVENT OF THE SACRED HEART	555645	81070	C	14,710	14,710	14,710	14,710	Y			
03/31/12	03/31/12	DEUTSCHE BANK TRUST CO. AMERICAS	555646	81030	C	13,333	13,333	13,333	13,333	Y			
04/21/10	04/21/10	DEUTSCHE BANK TRUST CO. AMERICAS	153734	81030	A2	91,136	91,136	22,700	91,136	Y			
05/04/11	05/04/11	DEUTSCHE BANK TRUST CO. AMERICAS	162029	81030	A2	59,125	59,125	59,125	59,125	Y			
03/08/12	03/23/12	DIGITAL ASSURANCE CERTIFICATION LLC	168071	79010	C	5,500	5,500	5,500	5,500	Y			
03/29/12	04/03/12	DIGITAL ASSURANCE CERTIFICATION LLC	168234	79010	C	5,500	5,500	5,500	5,500	Y			
03/29/12	04/04/12	DIGITAL ASSURANCE CERTIFICATION LLC	168262	79010	C	5,500	5,500	5,500	5,500	Y			
03/29/12	04/05/12	DIGITAL ASSURANCE CERTIFICATION LLC	168310	79010	C	5,500	5,500	5,500	5,500	Y			
03/29/12	04/05/12	DIGITAL ASSURANCE CERTIFICATION LLC	168333	79010	C	5,500	5,500	5,500	5,500	Y			
03/29/12	04/06/12	DIGITAL ASSURANCE CERTIFICATION LLC	168364	79010	C	5,500	5,500	5,500	5,500	Y			
03/31/11	03/31/11	DIGITAL ASSURANCE CERTIFICATION LLC	161486	79010	C	5,500	5,500	5,500	5,500	Y			
03/31/12	03/31/12	DIGITAL ASSURANCE CERTIFICATION LLC	555647	79010	C	20,749	20,749	20,749	20,749	Y			



Award Date	Complete Date	Contractor/Vendor	ContractID	Comm/ Service	Award Code	Original Encum. Value	Current Encum. Value	Fiscal Period Payments	Payments To-Date	NYS	Prog.	MWBE	Bids
05/20/11	05/20/11	DIGITAL ASSURANCE CERTIFICATION LLC	162395	79010	C	5,500	5,500	5,500	5,500	Y			
05/25/11	05/27/11	DIGITAL ASSURANCE CERTIFICATION LLC	162497	79010	C	5,500	5,500	5,500	5,500	Y			
07/22/11	07/29/11	DIGITAL ASSURANCE CERTIFICATION LLC	163778	79010	C	5,500	5,500	5,500	5,500	Y			
08/17/11	09/01/11	DIGITAL ASSURANCE CERTIFICATION LLC	164363	79010	C	5,500	5,500	5,500	5,500	Y			
08/17/11	09/02/11	DIGITAL ASSURANCE CERTIFICATION LLC	164375	79010	C	5,500	5,500	5,500	5,500	Y			
08/17/11	09/02/11	DIGITAL ASSURANCE CERTIFICATION LLC	164388	79010	C	5,500	5,500	5,500	5,500	Y			
08/31/11	08/31/11	DIGITAL ASSURANCE CERTIFICATION LLC	164348	79010	C	5,500	5,500	5,500	5,500	Y			
09/22/11	10/07/11	DIGITAL ASSURANCE CERTIFICATION LLC	165029	79010	C	5,500	5,500	5,500	5,500	Y			
09/30/11	09/30/11	DIGITAL ASSURANCE CERTIFICATION LLC	164879	79010	C	10,000	10,000	10,000	10,000	Y			
10/06/11	11/09/11	DIGITAL ASSURANCE CERTIFICATION LLC	165596	79010	C	5,500	5,500	5,500	5,500	Y			
10/11/11	10/11/11	DIGITAL ASSURANCE CERTIFICATION LLC	165065	79010	C	5,500	5,500	5,500	5,500	Y			
10/11/11	10/11/11	DIGITAL ASSURANCE CERTIFICATION LLC	165066	79010	C	5,500	5,500	5,500	5,500	Y			
10/13/11	10/13/11	DIGITAL ASSURANCE CERTIFICATION LLC	165102	79010	C	5,500	5,500	5,500	5,500	Y			
10/20/11	11/07/11	DIGITAL ASSURANCE CERTIFICATION LLC	165518	79010	C	5,500	5,500	5,500	5,500	Y			
12/20/11	12/20/11	DIGITAL ASSURANCE CERTIFICATION LLC	166410	79010	C	5,500	5,500	5,500	5,500	Y			
10/06/11	11/09/11	ERNST & YOUNG LLP	165597	99000	C	75,413	75,413	75,413	75,413	Y			
11/01/11	11/01/11	ERNST & YOUNG LLP	165388	99000	C	78,563	78,563	78,563	78,563	Y			
06/08/11	07/12/11	FISCAL ADVISORS AND MARKETING INC.	163332	99150	C	639,000	639,000	639,000	639,000	Y			
06/08/11	07/14/11	FISCAL ADVISORS AND MARKETING INC.	163444	99150	C	183,500	183,500	183,500	183,500	Y			
06/08/11	07/14/11	FISCAL ADVISORS AND MARKETING INC.	163476	99150	C	47,000	47,000	47,000	47,000	Y			
06/08/11	07/15/11	FISCAL ADVISORS AND MARKETING INC.	163511	99150	C	38,500	38,500	38,500	38,500	Y			
07/22/11	07/29/11	FISCAL ADVISORS AND MARKETING INC.	163781	99150	C	21,500	21,500	21,500	21,500	Y			
12/15/11	12/21/11	FISCAL ADVISORS AND MARKETING INC.	166438	99150	C	37,500	37,500	37,500	37,500	Y			
12/15/11	12/28/11	FISCAL ADVISORS AND MARKETING INC.	166513	99150	C	230,000	230,000	230,000	230,000	Y			
01/26/12	01/26/12	FITCH INC.	167010	81070	C	40,000	40,000	40,000	40,000	Y			
01/30/12	01/30/12	FITCH INC.	167043	81070	C	13,000	13,000	13,000	13,000	Y			
03/17/11	03/17/11	FITCH INC.	160877	81070	C	15,000	15,000	15,000	15,000	Y			
03/31/11	03/31/11	FITCH INC.	161779	81070	C	13,000	13,000	13,000	13,000	Y			
03/31/12	03/31/12	FITCH INC.	555648	81070	C	9,281	9,281	9,281	9,281	Y			
05/04/11	05/04/11	FITCH INC.	162031	81070	A2	15,500	15,500	15,500	15,500	Y			
06/08/11	07/12/11	FITCH INC.	163341	81070	C	46,336	46,336	46,336	46,336	Y			
06/08/11	07/14/11	FITCH INC.	163450	81070	C	7,084	7,084	7,084	7,084	Y			
07/05/11	07/05/11	FITCH INC.	163223	81070	C	53,350	53,350	53,350	53,350	Y			
07/21/11	07/21/11	FITCH INC.	163654	81070	C	15,000	15,000	15,000	15,000	Y			
07/21/11	07/21/11	FITCH INC.	163655	81070	C	10,000	10,000	10,000	10,000	Y			
08/02/11	08/02/11	FITCH INC.	163846	81070	C	57,950	57,950	57,950	57,950	Y			

Award Date	Complete Date	Contractor/Vendor	ContractID	Comm/ Service	Award Code	Original Encum. Value	Current Encum. Value	Fiscal Period Payments	Payments To-Date	NYS	Prog.	MWBE	Bids
08/02/11	08/02/11	FITCH INC.	163849	81070	C	47,000	47,000	47,000	47,000	Y			
11/02/11	11/02/11	FITCH INC.	165405	81070	C	90,000	90,000	90,000	90,000	Y			
11/16/11	11/16/11	FITCH INC.	165717	81070	C	48,230	48,230	48,230	48,230	Y			
11/16/11	11/16/11	FITCH INC.	165718	81070	C	6,137	6,137	6,137	6,137	Y			
11/16/11	11/16/11	FITCH INC.	165719	81070	C	5,633	5,633	5,633	5,633	Y			
12/14/11	12/14/11	FITCH INC.	166274	81070	C	34,000	34,000	34,000	34,000	Y			
02/16/12	02/28/12	GOLDMAN SACHS & CO	167543	99280	C	1,434,461	1,434,461	1,434,461	1,434,461	Y			
02/16/12	02/28/12	GOLDMAN SACHS & CO	167573	99280	C	602,125	602,125	602,125	602,125	Y			
05/04/11	05/04/11	GOLDMAN SACHS & CO	162042	81100	A2	24,392	24,392	24,392	24,392	Y			
05/26/11	05/26/11	GOLDMAN SACHS & CO	162469	81100	A2	100,366	100,366	100,366	100,366	Y			
10/13/11	11/01/11	GOLDMAN SACHS & CO	165366	99280	A2	197,857	197,857	197,857	197,857	Y			
10/27/11	11/08/11	GOLDMAN SACHS & CO	165563	99280	C	369,254	369,254	369,254	369,254	Y			
12/19/11	01/03/12	HERBERT J. SIMS & CO., INC.	166606	99280	C	186,058	186,058	186,058	186,058	Y			
01/26/12	01/26/12	IMAGE MASTER	167007	20000	A2	5,101	5,101	5,101	5,101	Y			
03/07/12	03/07/12	IMAGE MASTER	167705	99230	A2	5,261	5,261	5,261	5,261	Y			
03/07/12	03/07/12	IMAGE MASTER	167714	99230	A2	9,418	9,418	9,418	9,418	Y			
03/07/12	03/07/12	IMAGE MASTER	167715	99230	A2	8,336	8,336	8,336	8,336	Y			
03/31/11	03/31/11	IMAGE MASTER	161781	99230	A2	18,940	18,940	18,940	18,940	Y			
03/31/12	03/31/12	IMAGE MASTER	555649	99230	A2	70,620	70,620	70,620	70,620	Y			
07/06/11	07/06/11	IMAGE MASTER	163251	99230	A2	9,855	9,855	9,855	9,855	Y			
08/02/11	08/02/11	IMAGE MASTER	163823	99230	A2	5,506	5,506	5,506	5,506	Y			
11/02/11	11/02/11	IMAGE MASTER	165403	99230	A2	13,573	13,573	13,573	13,573	Y			
12/05/11	12/05/11	IMAGE MASTER	166059	99230	A2	7,808	7,808	7,808	7,808	Y			
03/29/12	04/03/12	INTER-AGENCY COUNCIL OF MENTAL RETARD	168231	99150	C	6,288	6,288	6,288	6,288	Y			
03/29/12	04/05/12	INTER-AGENCY COUNCIL OF MENTAL RETARD	168309	99150	C	6,438	6,438	6,438	6,438	Y			
03/29/12	04/06/12	INTER-AGENCY COUNCIL OF MENTAL RETARD	168363	99150	C	10,150	10,150	10,150	10,150	Y			
03/31/12	03/31/12	INTER-AGENCY COUNCIL OF MENTAL RETARD	555650	99150	C	18,724	18,724	18,724	18,724	Y			
08/17/11	09/02/11	INTER-AGENCY COUNCIL OF MENTAL RETARD	164403	99150	C	22,988	22,988	22,988	22,988	Y			
03/31/12	03/31/12	IPREO HOLDINGS LLC	555651	99230	A2	38,999	38,999	38,999	38,999	Y			
04/28/11	05/11/11	J.P. MORGAN SECURITIES, INC.	162188	99280	C	646,029	646,029	646,029	646,029	Y			
07/13/11	07/26/11	J.P. MORGAN SECURITIES, INC.	163718	99280	A2	267,443	267,443	267,443	267,443	Y			
07/13/11	08/30/11	J.P. MORGAN SECURITIES, INC.	164310	99280	A2	60,547	60,547	60,547	60,547	Y			
10/20/11	11/07/11	J.P. MORGAN SECURITIES, INC.	165513	99280	C	148,240	148,240	148,240	148,240	Y			
06/08/11	07/12/11	JEFFERIES & COMPANY INC.	163331	99280	A2	1,534,920	1,534,920	1,534,920	1,534,920	Y			
06/08/11	07/14/11	JEFFERIES & COMPANY INC.	163457	99280	A2	234,380	234,380	234,380	234,380	Y			
06/08/11	07/14/11	JEFFERIES & COMPANY INC.	163463	99280	A2	46,979	46,979	46,979	46,979	Y			

Award Date	Complete Date	Contractor/Vendor	ContractID	Comm/ Service	Award Code	Original Encum. Value	Current Encum. Value	Fiscal Period Payments	Payments To-Date	NYS	Prog.	MWBE	Bids
06/08/11	07/15/11	JEFFERIES & COMPANY INC.	163496	99280	A2	102,588	102,588	102,588	102,588	Y			
07/29/11	09/07/11	JEFFERIES & COMPANY INC.	164434	99280	C	630,000	630,000	630,000	630,000	Y			
03/08/12	03/23/12	JP MORGAN CHASE BANK NA	168062	99280	C	120,440	120,440	120,440	120,440	Y			
06/21/11	06/21/11	JP MORGAN CHASE BANK,NY	162991	81130	C	12,134	12,134	12,134	12,134	Y			
05/04/11	05/04/11	JPMORGAN CHASE BANK	162043	81060	A2	369,709	369,709	369,709	369,709	Y			
02/29/12	02/29/12	KEY BANK NATIONAL ASSOCIATION	167584	81030	A2	30,298	30,298	30,298	30,298	Y			
12/01/11	12/01/11	KING & SPAULDING LLP	166015	81060	A2	5,840	5,840	5,840	5,840	Y			
03/08/12	03/27/12	KPMG LLP	168114	99000	C	5,000	5,000	5,000	5,000	Y			
03/08/12	03/27/12	KPMG LLP	168117	99000	C	20,000	20,000	20,000	20,000	Y			
06/07/11	06/07/11	KPMG LLP	162709	99000	C	15,000	15,000	15,000	15,000	Y			
10/20/11	11/07/11	KPMG LLP	165523	99000	C	12,000	12,000	12,000	12,000	Y			
03/14/12	03/14/12	LAMONT FINANCIAL SERVICES CORPORATION	167835	99150	C	17,500	17,500	17,500	17,500	Y			
03/31/11	03/31/11	LAMONT FINANCIAL SERVICES CORPORATION	161196	99150	C	12,409	12,409	12,409	12,409	Y			
03/31/12	03/31/12	LAMONT FINANCIAL SERVICES CORPORATION	555652	99150	C	7,863	7,863	7,863	7,863	Y			
11/01/11	11/01/11	LAMONT FINANCIAL SERVICES CORPORATION	165391	99150	C	15,572	15,572	15,572	15,572	Y			
11/02/11	11/02/11	LAMONT FINANCIAL SERVICES CORPORATION	165414	99150	A2	16,153	16,153	16,153	16,153	Y			
05/25/11	05/26/11	LOOP CAPITAL MARKETS, LLC	162485	99280	A2	194,459	194,459	194,459	194,459	Y		X	
09/22/11	10/07/11	LOOP CAPITAL MARKETS, LLC	165021	99280	C	65,000	65,000	65,000	65,000	Y		X	
02/22/12	03/09/12	M.R. BEAL & COMPANY	167766	99280	C	177,719	177,719	177,719	177,719	Y		X	
03/31/12	03/31/12	MANUFACTURERS & TRADERS TRUST CO	555653	81060	C	120,650	120,650	46,500	120,650	Y			
05/04/11	05/04/11	MANUFACTURERS & TRADERS TRUST CO	162032	81030	A2	18,000	18,000	18,000	18,000	Y			
05/04/11	05/04/11	MANUFACTURERS & TRADERS TRUST CO	162033	81030	A2	56,900	56,900	56,900	56,900	Y			
05/05/11	05/05/11	MANUFACTURERS & TRADERS TRUST CO	162058	81030	A2	5,500	5,500	5,000	5,000	Y			
05/05/11	05/05/11	MANUFACTURERS & TRADERS TRUST CO	162062	81030	C	9,900	9,900	9,900	9,900	Y			
07/21/11	07/21/11	MANUFACTURERS & TRADERS TRUST CO.	163673	99260	A2E	5,000	5,000	5,000	5,000	Y			
07/21/11	07/21/11	MANUFACTURERS & TRADERS TRUST CO.	163673	99260	A2E	5,000	5,000	5,000	5,000	Y			
05/26/11	05/26/11	MERRILL LYNCH	162470	81100	A2	254,262	254,262	254,262	254,262	Y			
02/22/12	02/22/12	MERRILL LYNCH PIERCE FENNER & SMITH INC	167458	81100	A2	84,138	84,138	84,138	84,138	Y			
02/01/12	02/01/12	MILLER ADVERTISING AGENCY, INC	167065	99100	E	5,089	5,089	5,089	5,089	Y			
02/02/12	02/02/12	MILLER ADVERTISING AGENCY, INC	167102	99100	E	30,394	30,394	30,394	30,394	Y			
02/03/12	02/03/12	MILLER ADVERTISING AGENCY, INC	167113	99100	A2	5,231	5,231	5,231	5,231	Y			
02/03/12	02/03/12	MILLER ADVERTISING AGENCY, INC	167115	99100	A2	8,623	8,623	8,623	8,623	Y			
02/03/12	02/03/12	MILLER ADVERTISING AGENCY, INC	167116	99100	A2	10,345	10,345	10,345	10,345	Y			
03/01/11	03/01/11	MILLER ADVERTISING AGENCY, INC	160502	20000	E	23,367	23,367	23,367	23,367	Y			
03/01/11	03/01/11	MILLER ADVERTISING AGENCY, INC	160503	20000	E	13,954	13,954	13,954	13,954	Y			
03/31/12	03/31/12	MILLER ADVERTISING AGENCY, INC	555654	99100	A2	12,693	12,693	12,693	12,693	Y			

Award Date	Complete Date	Contractor/Vendor	ContractID	Comm/ Service	Award Code	Original Encum. Value	Current Encum. Value	Fiscal Period Payments	Payments To-Date	NYS	Prog.	MWBE	Bids
06/22/11	06/22/11	MILLER ADVERTISING AGENCY, INC	163011	20000	A2	5,301	5,301	5,301	5,301	Y			
08/23/11	08/23/11	MILLER ADVERTISING AGENCY, INC	164209	99100	A2	16,638	16,638	16,638	16,638	Y			
08/24/11	08/24/11	MILLER ADVERTISING AGENCY, INC	164247	99100	A2	5,095	5,095	5,095	5,095	Y			
08/24/11	08/24/11	MILLER ADVERTISING AGENCY, INC	164249	99100	A2	11,027	11,027	11,027	11,027	Y			
08/24/11	08/24/11	MILLER ADVERTISING AGENCY, INC	164251	20000	A2	7,279	7,279	7,279	7,279	Y			
09/13/11	09/13/11	MILLER ADVERTISING AGENCY, INC	164491	99100	A2	50,656	50,656	50,656	50,656	Y			
09/14/11	09/14/11	MILLER ADVERTISING AGENCY, INC	164502	20000	A2	16,506	16,506	16,506	16,506	Y			
10/04/11	10/04/11	MILLER ADVERTISING AGENCY, INC	164933	99100	A2	12,158	12,158	12,158	12,158	Y			
10/04/11	10/04/11	MILLER ADVERTISING AGENCY, INC	164934	99100	A2	17,812	17,812	17,812	17,812	Y			
11/29/11	11/29/11	MILLER ADVERTISING AGENCY, INC	165968	99100	A2	5,063	5,063	5,063	5,063	Y			
11/30/11	11/30/11	MILLER ADVERTISING AGENCY, INC	165973	99100	A2	6,644	6,644	6,644	6,644	Y			
12/12/11	12/12/11	MILLER ADVERTISING AGENCY, INC	166217	99100	A2	5,160	5,160	5,160	5,160	Y			
12/19/11	01/03/12	MILLER ADVERTISING AGENCY, INC	166592	20000	A2	5,063	5,063	5,063	5,063	Y			
02/08/12	02/08/12	MOODY'S INVESTORS SERVICE	167184	81070	C	45,500	45,500	45,500	45,500	Y			
03/17/11	03/17/11	MOODY'S INVESTORS SERVICE	160880	81070	C	45,500	45,500	45,500	45,500	Y			
03/31/11	03/31/11	MOODY'S INVESTORS SERVICE	161194	81070	C	22,050	22,050	22,050	22,050	Y			
03/31/12	03/31/12	MOODY'S INVESTORS SERVICE	555655	81070	C	10,500	10,500	10,500	10,500	Y			
07/06/11	07/06/11	MOODY'S INVESTORS SERVICE	163250	81070	C	47,810	47,810	47,810	47,810	Y			
07/20/11	07/20/11	MOODY'S INVESTORS SERVICE	163616	81070	C	80,850	80,850	80,850	80,850	Y			
08/15/11	08/15/11	MOODY'S INVESTORS SERVICE	164079	81070	C	84,000	84,000	84,000	84,000	Y			
08/31/11	08/31/11	MOODY'S INVESTORS SERVICE	164340	81070	C	14,000	14,000	14,000	14,000	Y			
08/31/11	08/31/11	MOODY'S INVESTORS SERVICE	164343	81070	D	5,000	5,000	5,000	5,000	Y			
08/31/11	08/31/11	MOODY'S INVESTORS SERVICE	164343	81070	D	5,000	5,000	5,000	5,000	Y			
10/12/11	10/12/11	MOODY'S INVESTORS SERVICE	165071	81070	A2	9,100	9,100	9,100	9,100	Y			
11/02/11	11/02/11	MOODY'S INVESTORS SERVICE	165404	81070	C	95,550	95,550	95,550	95,550	Y			
11/10/11	11/10/11	MOODY'S INVESTORS SERVICE	165620	81070	C	22,050	22,050	22,050	22,050	Y			
11/15/11	11/15/11	MOODY'S INVESTORS SERVICE	165679	81070	C	9,100	9,100	9,100	9,100	Y			
12/02/11	12/02/11	MOODY'S INVESTORS SERVICE	166033	81070	C	36,750	36,750	36,750	36,750	Y			
12/14/11	12/14/11	MOODY'S INVESTORS SERVICE	166270	81070	C	29,400	29,400	29,400	29,400	Y			
09/28/11	10/28/11	MORGAN STANLEY & CO., INC.	165323	99280	C	504,359	504,359	504,359	504,359	Y			
03/29/12	04/03/12	MUNICIPAL CAPITAL MARKETS GROUP	168217	99280	C	52,244	52,244	52,244	52,244	Y			
03/29/12	04/03/12	MUNICIPAL CAPITAL MARKETS GROUP	168219	99280	C	20,313	20,313	20,313	20,313	Y			
03/29/12	04/03/12	MUNICIPAL CAPITAL MARKETS GROUP	168253	99280	C	36,976	36,976	36,976	36,976	Y			
03/29/12	04/03/12	MUNICIPAL CAPITAL MARKETS GROUP	168254	99280	C	16,252	16,252	16,252	16,252	Y			
03/29/12	04/05/12	MUNICIPAL CAPITAL MARKETS GROUP	168305	99280	C	51,919	51,919	51,919	51,919	Y			
03/29/12	04/05/12	MUNICIPAL CAPITAL MARKETS GROUP	168306	99280	C	22,370	22,370	22,370	22,370	Y			

Award Date	Complete Date	Contractor/Vendor	ContractID	Comm/ Service	Award Code	Original Encum. Value	Current Encum. Value	Fiscal Period Payments	Payments To-Date	NYS	Prog.	MWBE	Bids
03/29/12	04/05/12	MUNICIPAL CAPITAL MARKETS GROUP	168324	99280	C	35,144	35,144	35,144	35,144	Y			
03/29/12	04/05/12	MUNICIPAL CAPITAL MARKETS GROUP	168326	99280	C	15,344	15,344	15,344	15,344	Y			
03/29/12	04/06/12	MUNICIPAL CAPITAL MARKETS GROUP	168359	99280	C	81,974	81,974	81,974	81,974	Y			
03/29/12	04/06/12	MUNICIPAL CAPITAL MARKETS GROUP	168360	99280	C	35,157	35,157	35,157	35,157	Y			
03/31/12	03/31/12	MUNICIPAL CAPITAL MARKETS GROUP	555656	99280	C	15,168	15,168	15,168	15,168	Y			
08/17/11	09/01/11	MUNICIPAL CAPITAL MARKETS GROUP	164359	99280	C	36,551	36,551	36,551	36,551	Y			
08/17/11	09/02/11	MUNICIPAL CAPITAL MARKETS GROUP	164381	99280	C	27,008	27,008	27,008	27,008	Y			
08/17/11	09/21/11	MUNICIPAL CAPITAL MARKETS GROUP	164710	99280	C	177,400	177,400	177,400	177,400	Y			
08/17/11	09/21/11	MUNICIPAL CAPITAL MARKETS GROUP	164711	99280	C	96,151	96,151	96,151	96,151	Y			
08/17/11	09/22/11	MUNICIPAL CAPITAL MARKETS GROUP	164730	99280	C	16,602	16,602	16,602	16,602	Y			
08/17/11	09/22/11	MUNICIPAL CAPITAL MARKETS GROUP	164731	99280	C	12,328	12,328	12,328	12,328	Y			
07/18/11	07/18/11	ORRICK, HERRINGTON & SUTCLIFFE LLP	163520	81030	C	12,830	12,830	12,830	12,830	Y			
12/19/11	01/04/12	PINNACLE FINANCIAL GROUP LLC	166658	99150	C	18,000	18,000	18,000	18,000	Y			
08/29/11	09/27/11	PIPER JAFFRAY & CO.	164804	99280	C	69,460	69,460	69,460	69,460	Y			
09/28/11	10/28/11	PRAGER, SEALY & CO., LLC	165329	99150	C	269,788	269,788	269,788	269,788	Y			
03/31/11	04/04/11	PRICEWATERHOUSECOOPERS LLP	161254	99000	C	7,000	7,000	7,000	7,000	Y			
09/28/11	10/28/11	PRICEWATERHOUSECOOPERS LLP	165327	99000	C	30,000	30,000	30,000	30,000	Y			
03/31/12	03/31/12	PRUDENTIAL, HUNTOON & PAIGE ASSOCIATES	555657	81110	C	30,500	80,500	34,553	69,772	Y			
02/06/12	02/06/12	PUBLIC FINANCIAL MANAGEMENT, INC.	167149	99150	C	5,114	5,114	5,114	5,114	Y			
02/06/12	02/06/12	PUBLIC FINANCIAL MANAGEMENT, INC.	167150	99150	C	40,192	40,192	40,192	40,192	Y			
03/31/12	03/31/12	PUBLIC FINANCIAL MANAGEMENT, INC.	555658	99150	C	25,851	25,851	25,851	25,851	Y			
04/28/11	05/11/11	PUBLIC FINANCIAL MANAGEMENT, INC.	162184	99150	A2	50,000	50,000	50,000	50,000	Y			
06/09/11	07/13/11	PUBLIC FINANCIAL MANAGEMENT, INC.	163371	99150	C	35,815	35,815	35,815	35,815	Y			
08/02/11	08/02/11	PUBLIC FINANCIAL MANAGEMENT, INC.	163829	99150	C	28,528	28,528	28,528	28,528	Y			
10/05/11	10/05/11	PUBLIC FINANCIAL MANAGEMENT, INC.	164968	99150	A2	15,000	15,000	15,000	15,000	Y			
10/20/11	11/07/11	PUBLIC RESOURCES ADVISORY GROUP INC.	165521	99150	C	20,000	20,000	20,000	20,000	Y			
07/22/11	08/03/11	RBC DAIN RAUSCHER INC.,D/B/A RBC CAPITAL	163870	99280	C	84,817	84,817	84,817	84,817	Y			
12/15/11	12/21/11	RBC DAIN RAUSCHER INC.,D/B/A RBC CAPITAL	166431	99280	A2	92,148	92,148	92,148	92,148	Y			
12/15/11	12/22/11	RBC DAIN RAUSCHER INC.,D/B/A RBC CAPITAL	166458	99280	A2	86,680	86,680	86,680	86,680	Y			
12/15/11	12/27/11	RBC DAIN RAUSCHER INC.,D/B/A RBC CAPITAL	166484	99280	A2	219,653	219,653	219,653	219,653	Y			
12/15/11	12/28/11	RBC DAIN RAUSCHER INC.,D/B/A RBC CAPITAL	166506	99280	A2	497,185	497,185	497,185	497,185	Y			
07/29/11	09/07/11	RBS, CITIZENS BANK, N.A.	164437	99280	C	172,378	172,378	172,378	172,378	Y			
05/05/11	05/05/11	ROYAL BANK OF CANADA	162059	81060	A2	1,224,349	1,224,349	1,224,349	1,224,349	Y			
05/05/11	05/05/11	ROYAL BANK OF CANADA	162060	81100	A2	118,356	118,356	118,356	118,356	Y			
07/06/11	07/14/11	SIEBERT BRANDFORD SHANK & CO., LLC	163428	99280	A2	1,316,147	1,316,147	1,316,147	1,316,147	Y			
03/31/12	03/31/12	SOURCEMEDIA INC.	555659	99100	A2	10,542	10,542	10,542	10,542	Y			

Award Date	Complete Date	Contractor/Vendor	ContractID	Comm/ Service	Award Code	Original Encum. Value	Current Encum. Value	Fiscal Period Payments	Payments To-Date	NYS	Prog.	MWBE	Bids
07/18/11	07/18/11	SOURCEMEDIA INC.	163521	99100	C	5,935	5,935	5,935	5,935	Y			
08/05/11	08/05/11	SOURCEMEDIA INC.	163918	99230	A2	8,181	8,181	8,181	8,181	Y			
12/01/11	12/01/11	SOURCEMEDIA INC.	166013	20000	A2	11,986	11,986	11,986	11,986	Y			
03/15/12	03/15/12	STANDARD & POOR'S	167856	81070	C	93,250	93,250	93,250	93,250	Y			
03/15/12	03/15/12	STANDARD & POOR'S	167861	81070	C	18,750	18,750	18,750	18,750	Y			
03/31/12	03/31/12	STANDARD & POOR'S	555660	81070	C	24,855	24,855	24,855	24,855	Y			
04/28/11	05/11/11	STANDARD & POOR'S	162182	81070	C	41,250	41,250	41,250	41,250	Y			
05/04/11	05/04/11	STANDARD & POOR'S	162038	81070	A2	13,000	13,000	13,000	13,000	Y			
05/25/11	05/26/11	STANDARD & POOR'S	162494	81070	C	12,000	12,000	12,000	12,000	Y			
06/08/11	07/12/11	STANDARD & POOR'S	163344	81070	C	28,161	28,161	28,161	28,161	Y			
06/09/11	07/13/11	STANDARD & POOR'S	163376	81070	C	48,230	48,230	48,230	48,230	Y			
07/21/11	07/21/11	STANDARD & POOR'S	163661	81070	C	17,250	17,250	17,250	17,250	Y			
07/21/11	07/21/11	STANDARD & POOR'S	163662	81070	C	10,500	10,500	10,500	10,500	Y			
07/22/11	08/03/11	STANDARD & POOR'S	163871	81070	C	9,000	9,000	9,000	9,000	Y			
08/02/11	08/02/11	STANDARD & POOR'S	163837	81070	C	64,797	64,797	64,797	64,797	Y			
09/28/11	10/28/11	STANDARD & POOR'S	165328	81070	C	37,500	37,500	37,500	37,500	Y			
10/13/11	10/31/11	STANDARD & POOR'S	165342	81070	A2E	21,804	21,804	21,804	21,804	Y			
10/20/11	10/20/11	STANDARD & POOR'S	165240	81070	C	61,500	61,500	61,500	61,500	Y			
10/27/11	11/08/11	STANDARD & POOR'S	165570	81070	C	30,000	30,000	30,000	30,000	Y			
11/01/11	11/01/11	STANDARD & POOR'S	165359	81070	C	20,625	20,625	20,625	20,625	Y			
12/15/11	12/15/11	STANDARD & POOR'S	166277	81070	C	11,000	11,000	11,000	11,000	Y			
12/15/11	12/27/11	STANDARD & POOR'S	166488	81070	C	8,573	8,573	8,573	8,573	Y			
12/15/11	12/28/11	STANDARD & POOR'S	166510	81070	C	19,912	19,912	19,912	19,912	Y			
05/26/11	05/26/11	STATE OF NEW YORK MORTGAGE AGENCY	162479	81120	C	464,841	464,841	464,841	464,841	Y			
05/26/11	05/26/11	STATE OF NEW YORK MORTGAGE AGENCY	162480	81120	C	410,294	410,294	410,294	410,294	Y			
05/26/11	05/26/11	TD BANK N.A.	162472	81060	A2	946,115	946,115	946,115	946,115	Y			
08/29/11	09/27/11	TD BANK N.A.	164806	99190	C	71,522	71,522	71,522	71,522	Y			
05/26/11	05/26/11	TD SECURITIES (USA) LLC A DIVISION OF TD	162473	81100	A2	150,511	150,511	150,511	150,511	Y			
03/31/12	03/31/12	THE BANK OF NEW YORK	555661	99260	A2E	17,560	17,560	17,560	17,560	Y			
03/31/12	03/31/12	THE BANK OF NEW YORK MELLON	555662	99260	C	43,151	43,151	43,151	43,151	Y			
04/21/10	04/21/10	THE BANK OF NEW YORK MELLON	153693	81030	A2	113,969	113,969	17,044	113,969	Y			
05/25/11	05/25/11	THE BANK OF NEW YORK MELLON	162460	81030	A2	98,817	98,817	90,757	90,757	Y			
05/26/11	05/26/11	THE BANK OF NEW YORK MELLON	162475	81030	C	39,260	39,260	37,760	37,760	Y			
06/02/11	06/02/11	THE BANK OF NEW YORK MELLON	162578	81030	C	21,000	21,000	21,000	21,000	Y			
09/21/11	09/21/11	THE BANK OF NEW YORK MELLON	164700	99260	C	6,250	6,250	6,250	6,250	Y			
10/20/11	10/20/11	THE BANK OF NEW YORK MELLON	165238	99260	C	10,000	10,000	10,000	10,000	Y			

Award Date	Complete Date	Contractor/Vendor	ContractID	Comm/ Service	Award Code	Original Encum. Value	Current Encum. Value	Fiscal Period Payments	Payments To-Date	NYS	Prog.	MWBE	Bids
03/08/12	03/23/12	THE YUBA GROUP LLC	168068	99150	C	50,000	50,000	50,000	50,000	Y			
01/25/12	01/25/12	THOMAS M. JUNG CONSULTING LLC	166993	85075	A1	5,000	5,000	5,000	5,000	Y			
03/08/12	03/27/12	U.S. BANK	168115	81100	C	27,828	27,828	27,828	27,828	Y			
03/31/12	03/31/12	U.S. BANK	555663	99260	A2E	35,197	35,200	10,450	35,200	Y			
05/25/11	05/25/11	U.S. BANK	162461	81030	A2	18,500	18,500	18,500	18,500	Y			
05/26/11	05/26/11	U.S. BANK	162477	81030	C	10,900	10,900	10,900	10,900	Y			
02/28/12	02/28/12	VICTORY CAPITAL MANAGEMENT INC.	167581	81030	A2	33,761	33,761	33,761	33,761	Y			
06/06/11	06/06/11	VICTORY CAPITAL MANAGEMENT INC.	162635	81030	A2	33,356	33,356	33,356	33,356	Y			
08/17/11	08/17/11	VICTORY CAPITAL MANAGEMENT INC.	164138	81030	A2	31,692	31,692	31,692	31,692	Y			
12/05/11	12/05/11	VICTORY CAPITAL MANAGEMENT INC.	166066	81030	A2	31,203	31,203	31,203	31,203	Y			
03/31/12	03/31/12	WELLS FARGO BANK N.A.	555664	99260	A2E	267,652	267,652	267,652	267,652	Y			
10/13/11	10/31/11	WELLS FARGO BANK N.A.	165333	99280	A2	321,643	321,643	321,643	321,643	Y			
10/13/11	11/01/11	WELLS FARGO BANK N.A.	165367	99280	A2	2,527,835	2,527,835	2,527,835	2,527,835	Y			
04/21/10	04/21/10	WELLS FARGO MULTIFAMILY CAPITAL	153746	81110	C	21,257	21,257	6,986	21,257	Y			
05/04/11	05/04/11	WELLS FARGO MULTIFAMILY CAPITAL	162040	81110	C	13,652	13,652	13,652	13,652	Y			
07/21/11	08/01/11	WELLS FARGO SECURITIES	163799	99280	A2E	4,332,085	4,332,085	4,332,085	4,332,085	Y			
07/21/11	08/01/11	WELLS FARGO SECURITIES	163807	99280	A2E	79,826	79,826	79,826	79,826	Y			
05/05/11	05/05/11	WIRTH & COMPANY LIMITED PARTNERSHIP	162081	81110	C	33,348	33,348	33,348	33,348	Y			
09/28/11	11/01/11	YESHIVA UNIVERSITY	165365	99150	C	251,865	251,865	251,865	251,865	Y			
<b>Total Public Finance &amp; Financial Services</b>						<b>42,072,633</b>	<b>42,122,636</b>	<b>41,788,097</b>	<b>42,101,848</b>				

Award Date	Complete Date	Contractor/Vendor	ContractID	Comm/ Service	Award Code	Original Encum. Value	Current Encum. Value	Fiscal Period Payments	Payments To-Date	NYS	Prog.	MWBE	Bids
<b>Non-Construction Counsel's Office</b>													
03/31/12	03/31/12	AKIN GUMP STRAUSS HAUER & FELD LLP	555665	38789	A2	8,166	8,166	8,166	8,166	Y	01		
05/05/11	05/05/11	ARENT FOX LLP	162055	86030	A2	13,799	13,799	13,799	13,799	Y	01		
09/12/11	09/12/11	ARENT FOX LLP	164473	86030	A2	14,616	14,616	14,616	14,616	Y	01		
03/31/12	03/31/12	BERGER AND WEBB, LLP	555666	86020	A2	496,150	781,150	6,673	719,342	Y	29		
06/18/99	06/18/99	BERGER AND WEBB, LLP	67040	86020	A2	3,155,737	8,151,737	210,019	7,932,431	Y	40		
06/22/11	06/22/11	BERGER AND WEBB, LLP	163012	38789	D	5,948	5,948	5,948	5,948	Y	01		
12/12/11	12/12/11	BERGER AND WEBB, LLP	166220	86020	C	5,661	5,661	5,661	5,661	Y	29		
03/31/12	03/31/12	BOND SCHOENECK & KING PLLC	555667	86040	A2	56,996	56,996	10,639	50,884	Y	01		
05/05/11	05/05/11	BOND SCHOENECK & KING PLLC	162054	86030	A2	29,046	29,046	29,046	29,046	Y	01		
06/08/11	07/12/11	BOND SCHOENECK & KING PLLC	163336	99170	C	20,000	20,000	20,000	20,000	Y	35		
06/08/11	07/14/11	BOND SCHOENECK & KING PLLC	163445	99170	C	12,000	12,000	12,000	12,000	Y	35		
10/03/11	10/03/11	BOND SCHOENECK & KING PLLC	164915	86030	A2	19,839	19,839	19,839	19,839	Y	01		
03/31/11	04/21/11	BROCKPORT CENTRAL SCHOOL DISTRICT	161800	99170	A2	17,000	17,000	17,000	17,000	Y	35		
03/31/12	03/31/12	BRYANT BURGHER JAFFE & ROBERTS LLP	555668	86040	A2	50,000	50,000	50,000	50,000	Y	50		
07/25/11	07/25/11	BRYANT BURGHER JAFFE & ROBERTS LLP	163700	86040	A2	50,000	50,000	50,000	50,000	Y	29	X	
01/17/12	01/17/12	BRYANT BURGHER JAFFE LLP	166827	86040	A2	25,883	25,883	25,883	25,883	Y	28	X	
11/30/11	11/30/11	BRYANT BURGHER JAFFE LLP	165972	86040	A2	20,456	20,456	20,456	20,456	Y	29	X	
12/01/11	12/01/11	BRYANT BURGHER JAFFE LLP	166021	86040	A2	13,068	13,068	13,068	13,068	Y	29	X	
06/08/11	07/12/11	CAHILL/WINK LLP	163334	99170	C	42,500	42,500	42,500	42,500	Y	35		
03/08/12	03/27/12	CARTER, LEDYARD & MILBURN LLP	168116	86030	C	19,854	19,854	19,854	19,854	Y	60		
03/31/12	03/31/12	CARTER, LEDYARD & MILBURN LLP	555669	99260	A2E	46,700	46,700	46,700	46,700	Y	29		
06/02/11	06/02/11	CARTER, LEDYARD & MILBURN LLP	162579	86040	C	20,000	20,000	20,000	20,000	Y	82		
10/06/11	11/09/11	CARTER, LEDYARD & MILBURN LLP	165595	86030	C	53,500	53,500	53,500	53,500	Y	80		
02/22/12	03/12/12	CHICAGO TITLE INSURANCE COMPANY	167771	99250	C	20,344	20,344	20,344	20,344	Y	88		
04/28/11	05/11/11	COMMONWEALTH LAND TITLE INSURANCE CO.	162190	99250	C	348,348	348,348	348,348	348,348	Y	60		
09/22/11	10/07/11	CORNELL & CORNELL, LLP	165031	99170	C	5,000	5,000	5,000	5,000	Y	60		
09/22/11	10/07/11	CORNELL & CORNELL, LLP	165031	99170	C	5,000	5,000	5,000	5,000	Y	60		
03/28/11	03/28/11	COUCH WHITE,LLP	161099	86010	A2	25,000	25,000	21,879	21,879	Y	40		
03/31/12	03/31/12	COUCH WHITE,LLP	555670	86010	A2	36,500	45,000	10,523	10,523	Y	41		
03/31/12	03/31/12	CSC	555671	86050	A2	32,617	39,500	7,700	36,721	Y	30		
05/04/99	05/04/99	CSC	66152	86050	E	100,000	165,000	20,372	162,761	N	80		
05/04/99	05/04/99	CSC	66154	86050	E	130,000	200,000	14,940	173,535	N	60		
04/28/11	05/11/11	CULLEN AND DYKMAN	162183	99170	C	75,000	75,000	75,000	75,000	Y	60		



Dormitory Authority - State of New York

Procurement Report  
 April 1, 2011 - March 31, 2012

Award Date	Complete Date	Contractor/Vendor	ContractID	Comm/ Service	Award Code	Original Encum. Value	Current Encum. Value	Fiscal Period Payments	Payments To-Date	NYS	Prog.	MWBE	Bids
08/29/11	08/29/11	DROHAN LEE LLP	164289	86040	A2	5,000	5,000	5,000	5,000	Y	52	X	
03/31/12	03/31/12	FELDMAN JACOBSON ABSTRACT CORP.	555672	99250	C	65,801	65,801	65,801	65,801	Y	84		
07/22/11	07/29/11	FERRARA, FIORENZA, LARRISON, BARRETT & R	163791	99170	C	7,306	7,306	7,306	7,306	Y	34		
11/18/11	11/18/11	FIDELITY NATIONAL TITLE INSURANCE COMP	165842	99250	C	714,376	714,376	714,376	714,376	Y	80		
12/08/11	12/08/11	FIDELITY NATIONAL TITLE INSURANCE COMP	166149	99250	C	12,000	12,000	12,000	12,000	Y	80		
07/29/11	09/07/11	FIRST AMERICAN TITLE INSURANCE COMPANY	164435	99250	C	492,374	492,374	492,374	492,374	Y	60		
10/20/11	11/09/11	FIRST AMERICAN TITLE INSURANCE COMPANY	165576	99280	C	94,955	94,955	94,955	94,955	Y	60		
03/29/12	04/04/12	GCA ABSTRACT LLC D/B/A GCA ABSTRACT CO	168263	99250	C	9,290	9,290	9,290	9,290	Y	60		
03/29/12	04/05/12	GCA ABSTRACT LLC D/B/A GCA ABSTRACT CO	168311	99250	C	9,380	9,380	9,380	9,380	Y	60		
03/29/12	04/05/12	GCA ABSTRACT LLC D/B/A GCA ABSTRACT CO	168334	99250	C	6,275	6,275	6,275	6,275	Y	60		
03/31/12	03/31/12	GCA ABSTRACT LLC D/B/A GCA ABSTRACT CO	555673	99250	C	6,750	6,750	6,750	6,750	Y	60		
08/17/11	09/01/11	GCA ABSTRACT LLC D/B/A GCA ABSTRACT CO	164366	99250	C	7,681	7,681	7,681	7,681	Y	60		
08/17/11	09/02/11	GCA ABSTRACT LLC D/B/A GCA ABSTRACT CO	164378	99250	C	5,743	5,743	5,743	5,743	Y	60		
08/17/11	09/02/11	GCA ABSTRACT LLC D/B/A GCA ABSTRACT CO	164398	99250	C	30,046	30,046	30,046	30,046	Y	60		
05/05/11	05/05/11	GLEASON, DUNN, WALSH AND O'SHEA	162057	86030	D	36,555	36,555	36,555	36,555	Y	01		
09/15/11	09/15/11	GOLDEN & ASSOCIATES PC	164537	86040	A2	22,472	22,472	22,472	22,472	Y	34	X	
03/31/12	03/31/12	GONZALEZ, SAGGIO & HARLAN LLP	555674	86030	A2	15,610	15,610	15,435	15,435	Y	01		
05/31/11	05/31/11	HARRIS BEACH LLP	162531	86040	C	16,500	16,500	16,500	16,500	Y	80		
08/18/10	08/18/10	HARRIS BEACH LLP	156486	86040	A2	195,000	195,000	9,502	195,000	Y	80		
10/03/11	10/03/11	HARRIS BEACH LLP	164921	86040	A2	140,000	140,000	140,000	140,000	Y	60		
12/30/11	12/30/11	HARRIS BEACH LLP	166581	86040	A2	16,705	16,705	16,705	16,705	Y	29		
03/31/12	03/31/12	HARRIS BEACH PLLC	555675	86040	C	31,000	31,000	31,000	31,000	Y	82		
12/15/11	12/28/11	HARRIS BEACH PLLC	166515	99170	C	35,000	35,000	35,000	35,000	Y	35		
03/31/11	03/31/11	HAWKINS, DELAFIELD & WOOD LLP	161839	99170	C	72,058	72,058	72,058	72,058	Y	60		
03/31/12	03/31/12	HAWKINS, DELAFIELD & WOOD LLP	555676	86040	A2	73,030	70,530	15,891	64,197	Y	60		
05/04/11	05/04/11	HAWKINS, DELAFIELD & WOOD LLP	162013	86040	C	15,000	15,000	15,000	15,000	Y	80		
05/06/99	05/06/99	HAWKINS, DELAFIELD & WOOD LLP	66242	86020	A2	190,000	190,000	31,385	154,046	Y	28		
05/25/11	05/27/11	HAWKINS, DELAFIELD & WOOD LLP	162495	99170	C	52,500	52,500	52,500	52,500	Y	34		
08/16/11	08/16/11	HAWKINS, DELAFIELD & WOOD LLP	164131	86040	C	15,000	15,000	15,000	15,000	Y	80		
08/19/11	08/19/11	HAWKINS, DELAFIELD & WOOD LLP	164175	86040	A2	30,000	30,000	30,000	30,000	Y	21		
08/19/11	08/19/11	HAWKINS, DELAFIELD & WOOD LLP	164176	86040	A2	135,000	135,000	135,000	135,000	Y	21		
10/03/11	10/03/11	HAWKINS, DELAFIELD & WOOD LLP	164925	86040	A2	18,299	18,299	18,299	18,299	Y	60		
10/03/11	10/03/11	HAWKINS, DELAFIELD & WOOD LLP	164926	86040	A2	13,499	13,499	13,499	13,499	Y	60		
10/03/11	10/03/11	HAWKINS, DELAFIELD & WOOD LLP	164927	86040	A2	5,228	5,228	5,228	5,228	Y	60		
10/03/11	10/03/11	HAWKINS, DELAFIELD & WOOD LLP	164929	86040	A2	87,974	87,974	87,974	87,974	Y	60		
10/06/11	11/09/11	HAWKINS, DELAFIELD & WOOD LLP	165603	99170	C	8,000	8,000	8,000	8,000	Y	80		

Award Date	Complete Date	Contractor/Vendor	ContractID	Comm/ Service	Award Code	Original Encum. Value	Current Encum. Value	Fiscal Period Payments	Payments To-Date	NYS	Prog.	MWBE	Bids
11/02/11	11/02/11	HAWKINS, DELAFIELD & WOOD LLP	165410	99170	C	709,892	709,892	709,892	709,892	Y	80		
11/29/11	11/29/11	HAWKINS, DELAFIELD & WOOD LLP	165944	86040	A2	188,770	188,770	188,770	188,770	Y	29		
11/29/11	11/29/11	HAWKINS, DELAFIELD & WOOD LLP	165945	86040	A2	11,230	11,230	11,230	11,230	Y	29		
11/30/11	11/30/11	HAWKINS, DELAFIELD & WOOD LLP	165974	86040	A2	45,092	45,092	45,092	45,092	Y	29		
11/30/11	11/30/11	HAWKINS, DELAFIELD & WOOD LLP	165977	86040	A2	115,000	115,000	115,000	115,000	Y	29		
12/12/11	12/12/11	HAWKINS, DELAFIELD & WOOD LLP	166209	86040	A2	50,000	50,000	50,000	50,000	Y	28		
03/31/12	03/31/12	HISCOCK & BARCLAY, LLP	555677	86040	A2	236,380	236,381	10,124	150,551	Y	60		
06/08/11	07/12/11	HISCOCK & BARCLAY, LLP	163333	99170	C	39,500	39,500	39,500	39,500	Y	35		
07/21/11	07/21/11	HISCOCK & BARCLAY, LLP	163666	86040	A2	88,500	88,500	60,760	60,760	Y	60		
07/21/11	07/21/11	HISCOCK & BARCLAY, LLP	163667	86040	A2	125,000	125,000	112,562	112,562	Y	60		
12/12/11	12/12/11	HISCOCK & BARCLAY, LLP	166202	86040	A2	280,000	280,000	280,000	280,000	Y	35		
12/30/11	12/30/11	HISCOCK & BARCLAY, LLP	166574	99170	C	32,500	32,500	32,500	32,500	Y	35		
03/31/12	03/31/12	HODGSON RUSS LLP	555678	99260	C	12,335	12,335	12,335	12,335	Y	60		
06/08/11	07/14/11	HODGSON RUSS LLP	163449	99170	C	40,000	40,000	40,000	40,000	Y	35		
06/08/11	07/14/11	HODGSON RUSS LLP	163474	99170	C	40,000	40,000	40,000	40,000	Y	35		
09/15/11	09/15/11	HODGSON RUSS LLP	164535	86040	A2	57,500	57,500	57,500	57,500	Y	34		
09/27/11	09/27/11	HOGUET NEWMAN REGAL & KENNEY LLP	164795	86010	A2	7,443	7,443	7,443	7,443	Y	41	X	
01/04/00	01/04/00	HOLLAND & KNIGHT LLP	70210	86010	A2	2,222,950	16,070,750	1,846,925	15,940,968	Y	40		
03/31/12	03/31/12	HOLLAND & KNIGHT LLP	555679	86010	A2	17,500	210,500	19,067	204,617	Y	40		
04/22/08	04/22/08	HOLLAND & KNIGHT LLP	136121	86010	A2	25,500	4,045,980	363,298	4,029,810	Y	40		
08/17/11	08/17/11	HOWARD KAGAN AS ATTORNEY AND VERONIK	164141	81090	A2	60,000	60,000	60,000	60,000	Y	52		
03/31/12	03/31/12	JACKSON LEWIS LLP	555680	86030	A2	5,800	5,800	5,800	5,800	Y	01		
10/04/11	10/04/11	JACKSON LEWIS LLP	164941	86030	A2	6,599	6,599	6,599	6,599	Y	01		
10/31/11	10/31/11	JACKSON LEWIS LLP	165351	86030	A2	67,813	67,813	67,813	67,813	Y	01		
03/31/12	03/31/12	KELLEY DRYE AND WARREN LLP	555681	99170	C	26,992	26,992	26,992	26,992	Y	80		
10/06/11	11/09/11	KELLEY DRYE AND WARREN LLP	165606	99170	C	64,283	64,283	64,283	64,283	Y	80		
12/07/11	12/07/11	KELLEY DRYE AND WARREN LLP	166124	99250	C	125,036	125,036	125,036	125,036	Y	80		
12/07/11	12/07/11	KELLEY DRYE AND WARREN LLP	166126	86020	C	57,361	57,361	57,361	57,361	Y	80		
12/07/11	12/07/11	KELLEY DRYE AND WARREN LLP	166127	86020	C	78,176	78,176	78,176	78,176	Y	80		
12/30/11	12/30/11	KROOTH & ALTMAN LLP	166665	86040	C	15,000	15,000	15,000	15,000	Y	83		
10/06/11	11/09/11	KUTAK ROCK LLP	165607	99170	C	16,950	16,950	16,950	16,950	Y	80		
06/08/11	07/12/11	LEMERY GREISLER LLC	163340	99170	C	20,000	20,000	20,000	20,000	Y	35		
12/15/11	12/28/11	LEMERY GREISLER LLC	166516	99170	C	15,000	15,000	15,000	15,000	Y	35		
03/29/12	04/04/12	LOMBARDI WALSH WAKEMAN HARRISON AMO	168265	99170	C	9,900	9,900	9,900	9,900	Y	60		
03/29/12	04/05/12	LOMBARDI WALSH WAKEMAN HARRISON AMO	168312	99170	C	13,400	13,400	13,400	13,400	Y	60		
03/29/12	04/05/12	LOMBARDI WALSH WAKEMAN HARRISON AMO	168335	99170	C	7,450	7,450	7,450	7,450	Y	60		

Award Date	Complete Date	Contractor/Vendor	ContractID	Comm/ Service	Award Code	Original Encum. Value	Current Encum. Value	Fiscal Period Payments	Payments To-Date	NYS	Prog.	MWBE	Bids
03/29/12	04/06/12	LOMBARDI WALSH WAKEMAN HARRISON AMO	168366	99170	C	7,450	7,450	7,450	7,450	Y	60		
03/31/12	03/31/12	LOMBARDI WALSH WAKEMAN HARRISON AMO	555682	99170	C	10,950	10,950	10,950	10,950	Y	60		
08/17/11	09/01/11	LOMBARDI WALSH WAKEMAN HARRISON AMO	164364	99170	C	13,400	13,400	13,400	13,400	Y	60		
08/17/11	09/02/11	LOMBARDI WALSH WAKEMAN HARRISON AMO	164376	99170	C	7,450	7,450	7,450	7,450	Y	60		
08/17/11	09/02/11	LOMBARDI WALSH WAKEMAN HARRISON AMO	164389	99170	C	7,450	7,450	7,450	7,450	Y	60		
08/17/11	09/02/11	LOMBARDI WALSH WAKEMAN HARRISON AMO	164397	99170	C	25,300	25,300	25,300	25,300	Y	60		
02/09/11	02/09/11	MAZUR CARP RUBIN & SCHULMAN P.C.	160071	86010	A2	25,000	75,000	32,969	58,810	Y	40		
12/19/11	01/03/12	MCCABE & MACK LLP	166587	99170	C	14,000	14,000	14,000	14,000	Y	84		
09/22/11	10/07/11	MCCALL ABSTRACT CORP.	165024	99250	C	20,741	20,741	20,741	20,741	Y	60		
10/05/11	10/28/11	MCDERMOTT, WILL & EMERY	165321	99180	C	66,000	66,000	66,000	66,000	Y	60		
03/31/12	03/31/12	MCKENZIE & ASSOCIATES	555683	86040	A2	34,228	34,228	33,018	33,018	Y	60		
11/29/11	11/29/11	MCKENZIE & ASSOCIATES	165950	86040	A2	34,000	34,000	34,000	34,000	Y	60		
08/29/11	09/27/11	MORITT HOCK HAMROFF & HOROWITZ LLP	164805	99170	C	25,000	25,000	25,000	25,000	Y	60		
01/17/12	01/17/12	NIXON PEABODY LLP	166838	86040	A2	16,093	16,093	16,093	16,093	Y	50		
01/17/12	01/17/12	NIXON PEABODY LLP	166839	86040	A2	9,651	9,651	9,651	9,651	Y	21		
03/19/12	03/19/12	NIXON PEABODY LLP	167958	99170	C	26,097	26,097	26,097	26,097	Y	88		
03/19/12	03/19/12	NIXON PEABODY LLP	167959	99170	C	17,398	17,398	17,398	17,398	Y	88		
03/31/12	03/31/12	NIXON PEABODY LLP	555684	86040	A2	21,477	21,477	6,761	21,477	Y	60		
05/09/11	05/09/11	NIXON PEABODY LLP	162122	86040	A2	75,000	75,000	75,000	75,000	Y	60		
06/21/11	06/21/11	NIXON PEABODY LLP	162990	86040	C	62,000	62,000	62,000	62,000	Y	82		
06/23/11	06/23/11	NIXON PEABODY LLP	163079	86040	C	16,000	16,000	16,000	16,000	Y	83		
07/21/11	07/21/11	NIXON PEABODY LLP	163670	86040	A2	75,000	75,000	75,000	75,000	Y	52		
10/05/11	10/05/11	NIXON PEABODY LLP	164967	86030	A2	12,000	12,000	12,000	12,000	Y	32		
10/06/11	11/09/11	NIXON PEABODY LLP	165600	99170	C	45,000	45,000	45,000	45,000	Y	80		
10/11/11	10/11/11	NIXON PEABODY LLP	165056	86040	A2	80,000	80,000	80,000	80,000	Y	60		
10/20/11	11/07/11	NIXON PEABODY LLP	165522	99170	C	125,000	125,000	125,000	125,000	Y	60		
01/05/12	01/05/12	NORTH SHORE-LONG ISLAND JEWISH HEALTH	166677	99170	C	306,169	306,169	306,169	306,169	Y	80		
02/08/11	02/08/11	ORRICK, HERRINGTON & SUTCLIFFE LLP	160027	86040	A2	200,000	200,000	16,170	187,417	Y	80		
03/31/12	03/31/12	ORRICK, HERRINGTON & SUTCLIFFE LLP	555685	86040	A2	17,993	17,993	17,993	17,993	Y	60		
06/02/11	06/02/11	ORRICK, HERRINGTON & SUTCLIFFE LLP	162581	86040	C	25,000	25,000	25,000	25,000	Y	84		
06/08/11	07/13/11	ORRICK, HERRINGTON & SUTCLIFFE LLP	163378	99170	C	68,565	68,565	68,565	68,565	Y	35		
07/21/11	07/21/11	ORRICK, HERRINGTON & SUTCLIFFE LLP	163668	86040	A2	94,500	94,500	94,500	94,500	Y	34		
07/22/11	07/29/11	ORRICK, HERRINGTON & SUTCLIFFE LLP	163785	99170	C	26,250	26,250	26,250	26,250	Y	34		
07/29/11	09/07/11	ORRICK, HERRINGTON & SUTCLIFFE LLP	164433	99170	C	124,696	124,696	124,696	124,696	Y	60		
10/11/11	10/11/11	ORRICK, HERRINGTON & SUTCLIFFE LLP	165052	86040	A2	56,830	56,830	56,830	56,830	Y	60		
10/12/11	10/12/11	ORRICK, HERRINGTON & SUTCLIFFE LLP	165075	99170	C	150,000	150,000	150,000	150,000	Y	60		

Award Date	Complete Date	Contractor/Vendor	ContractID	Comm/ Service	Award Code	Original Encum. Value	Current Encum. Value	Fiscal Period Payments	Payments To-Date	NYS	Prog.	MWBE	Bids
11/01/11	11/01/11	ORRICK, HERRINGTON & SUTCLIFFE LLP	165360	99170	C	25,304	25,304	25,304	25,304	Y	60		
11/28/11	11/28/11	ORRICK, HERRINGTON & SUTCLIFFE LLP	165937	86040	A2	120,000	120,000	118,338	118,338	Y	80		
11/29/11	11/29/11	ORRICK, HERRINGTON & SUTCLIFFE LLP	165942	86040	A2	975,000	975,000	975,000	975,000	Y	80		
12/06/10	12/06/10	ORRICK, HERRINGTON & SUTCLIFFE LLP	158672	86040	A2	200,000	200,000	30,899	163,645	Y	60		
03/31/12	03/31/12	ROPES & GRAY LLP	555686	99170	C	14,167	14,167	14,167	14,167	Y	80		
10/06/11	11/09/11	ROPES & GRAY LLP	165605	99170	C	63,349	63,349	63,349	63,349	Y	80		
12/07/11	12/07/11	ROPES & GRAY LLP	166122	99170	C	36,534	36,534	36,534	36,534	Y	80		
05/05/11	05/05/11	SIDLEY AUSTIN LLP	162066	86040	A2	127,000	127,000	120,734	120,734	Y	80		
06/02/11	06/02/11	SIDLEY AUSTIN LLP	162582	86040	C	301,550	301,550	301,550	301,550	Y	80		
10/03/11	10/03/11	SIDLEY AUSTIN LLP	164931	86040	A2	19,787	19,787	19,787	19,787	Y	01		
11/29/11	11/29/11	SIDLEY AUSTIN LLP	165947	86040	A2	138,030	138,030	138,030	138,030	Y	60		
11/30/11	11/30/11	SIDLEY AUSTIN LLP	165981	86040	A2	95,000	95,000	95,000	95,000	Y	60		
12/07/10	12/07/10	SIDLEY AUSTIN LLP	158716	86040	A2	149,000	149,000	29,185	127,037	Y	60		
12/14/11	12/14/11	SIDLEY AUSTIN LLP	166248	86040	A2	39,738	39,738	39,738	39,738	Y	29		
12/14/11	12/14/11	SIDLEY AUSTIN LLP	166249	86040	A2	42,824	42,824	42,824	42,824	Y	29		
12/14/11	12/14/11	SIDLEY AUSTIN LLP	166250	86040	A2	31,705	31,705	31,705	31,705	Y	29		
12/14/11	12/14/11	SIDLEY AUSTIN LLP	166251	86040	A2	51,457	51,457	51,457	51,457	Y	29		
03/06/12	03/06/12	SQUIRE SANDERS & DEMPSEY, LLP	167692	86040	A2	33,259	33,259	33,259	33,259	Y	01		
03/06/12	03/06/12	SQUIRE SANDERS & DEMPSEY, LLP	167693	86040	A2	23,417	23,417	23,417	23,417	Y	29		
06/08/11	07/12/11	SQUIRE SANDERS & DEMPSEY, LLP	163335	99170	C	35,000	35,000	35,000	35,000	Y	35		
06/21/11	06/21/11	SQUIRE SANDERS & DEMPSEY, LLP	162999	86040	A2	43,502	43,502	43,502	43,502	Y	61		
10/03/11	10/03/11	SQUIRE SANDERS & DEMPSEY, LLP	164922	86040	A2	86,100	123,000	123,000	123,000	Y	60		
10/03/11	10/03/11	SQUIRE SANDERS & DEMPSEY, LLP	164930	86040	A2	48,970	48,970	48,970	48,970	Y	01		
10/11/11	10/11/11	SQUIRE SANDERS & DEMPSEY, LLP	165047	86040	A2	207,000	207,000	207,000	207,000	Y	60		
10/11/11	10/11/11	SQUIRE SANDERS & DEMPSEY, LLP	165049	86040	A2	42,000	42,000	42,000	42,000	Y	60		
11/29/11	11/29/11	SQUIRE SANDERS & DEMPSEY, LLP	165959	86040	A2	42,200	42,200	42,200	42,200	Y	01		
12/12/11	12/12/11	SQUIRE SANDERS & DEMPSEY, LLP	166207	86040	A2	14,847	14,847	14,847	14,847	Y	01		
12/12/11	12/12/11	SQUIRE SANDERS & DEMPSEY, LLP	166208	86040	A2	72,388	72,388	72,388	72,388	Y	01		
11/29/11	11/29/11	THOMPSON & THOMPSON, PLLC	165962	86040	A2	10,000	10,000	10,000	10,000	Y	34		
12/15/11	12/27/11	TIMOTHY R. MCGILL	166493	99170	C	67,500	67,500	67,500	67,500	Y	35		
12/15/11	12/28/11	TIMOTHY R. MCGILL	166517	99170	C	25,000	25,000	25,000	25,000	Y	35		
10/27/11	11/08/11	TITLE WORKS ABSTRACT INC.	165573	99250	C	185,922	185,922	185,922	185,922	Y	80		
06/08/11	07/12/11	TRESPASZ & MARQUARDT, LLP	163337	99170	C	237,000	237,000	237,000	237,000	Y	35		
06/08/11	07/14/11	TRESPASZ & MARQUARDT, LLP	163446	99170	C	38,000	38,000	38,000	38,000	Y	35		
06/08/11	07/15/11	TRESPASZ & MARQUARDT, LLP	163510	99170	C	40,000	40,000	40,000	40,000	Y	35		
12/15/11	12/28/11	TRESPASZ & MARQUARDT, LLP	166519	99170	C	49,000	49,000	49,000	49,000	Y	35		

Award Date	Complete Date	Contractor/Vendor	ContractID	Comm/ Service	Award Code	Original Encum. Value	Current Encum. Value	Fiscal Period Payments	Payments To-Date	NYS	Prog.	MWBE	Bids
11/16/11	11/16/11	TREVOR DAY SCHOOL	165740	99170	C	9,249	9,249	9,249	9,249	Y	60		
06/20/11	06/20/11	WARSHAW BURSTEIN COHEN SCHLESINGER &	162952	86010	A2	4,396	6,121	6,121	6,121	Y	40		
06/21/11	06/21/11	WARSHAW BURSTEIN COHEN SCHLESINGER &	162998	86010	A2	12,600	12,600	12,587	12,587	Y	40		
08/19/11	08/19/11	WARSHAW BURSTEIN COHEN SCHLESINGER &	164173	86010	A2	105,000	112,713	112,713	112,713	Y	40		
05/05/11	05/05/11	WEST	162056	20060	A2	60,650	60,650	60,650	60,650	Y	01		
06/17/11	06/17/11	WHITEMAN, OSTERMAN, & HANNA LLP	162934	86030	A2	93,811	93,811	93,811	93,811	Y	01		
07/29/11	09/08/11	WINDELS, MARX, LANE AND MITTENDORF, LLP	164448	99180	C	90,000	90,000	90,000	90,000	Y	60		
08/29/11	09/27/11	WINDELS, MARX, LANE AND MITTENDORF, LLP	164801	99180	C	25,000	25,000	25,000	25,000	Y	60		
08/29/11	09/27/11	WINDELS, MARX, LANE AND MITTENDORF, LLP	164802	99180	C	10,000	10,000	10,000	10,000	Y	60		
03/31/12	03/31/12	WINSTON & STRAWN, LLP	555687	86040	A2	13,358	13,358	13,358	13,358	Y	01		
10/06/11	11/09/11	WINSTON & STRAWN, LLP	165608	99170	C	40,000	40,000	40,000	40,000	Y	80		
10/20/11	11/07/11	WINSTON & STRAWN, LLP	165524	99220	A2E	17,000	17,000	17,000	17,000	Y	60		
11/01/11	11/01/11	WINSTON & STRAWN, LLP	165384	99170	C	150,000	150,000	150,000	150,000	Y	80		
11/28/11	11/28/11	WINSTON & STRAWN, LLP	165924	86040	A2	33,067	33,067	33,067	33,067	Y	01		
10/11/11	10/11/11	Y3K HOLDINGS INC. D/B/A KNOXSEATON	165048	86040	A2	52,000	52,000	52,000	52,000	Y	60	X	
11/29/11	11/29/11	Y3K HOLDINGS INC. D/B/A KNOXSEATON	165946	86040	A2	18,000	18,000	18,000	18,000	Y	60	X	
<b>Total Counsel's Office</b>						<b>19,008,356</b>	<b>42,594,858</b>	<b>14,131,274</b>	<b>41,822,004</b>				

Award Date	Complete Date	Contractor/Vendor	ContractID	Comm/ Service	Award Code	Original Encum. Value	Current Encum. Value	Fiscal Period Payments	Payments To-Date	NYS	Prog.	MWBE	Bids
<b>Non-Construction Administration &amp; Operations</b>													
12/06/11	12/06/11	A & B CAULKING CO. INC.	166072	80000	A1	37,000	37,000	37,000	37,000	Y	01	X	
08/04/11	08/04/11	ABACUS SOLUTIONS LLC	163887	77530	B	6,858	6,858	6,858	6,858	N	01		
03/31/12	03/31/12	ACOM SOLUTIONS, INC.	555555	60000	B	5,217	5,217	5,217	5,217	Y	01		
10/27/11	10/27/11	ACUMEN PM LLC	165315	22944	E	21,300	21,300	21,300	21,300	N	01		
03/31/12	03/31/12	AFRICAN AMERICAN CHAMBER OF COMMERCE	555556	38789	D	7,500	7,500	7,500	7,500	Y	01		
03/31/12	03/31/12	ALBANY CASH REGISTER CO., INC.	555557	22424	A1	5,878	5,878	5,878	5,878	N	01		
11/07/11	11/07/11	ALBANY HOTEL TRS, LLC D/B/A HOTEL ALBANY	165527	81040	D	8,736	8,736	8,736	8,736	Y	01		
04/05/11	04/05/11	ALBANY PARKING AUTHORITY	161303	98000	D	303,314	303,314	302,529	302,529	Y	01		
04/08/10	04/08/10	ALBANY PARKING AUTHORITY	153305	98000	D	320,607	320,607	25,479	320,607	Y	01		
04/05/11	04/05/11	ALBANY WATER BOARD	161305	98040	D	5,690	5,690	5,690	5,690	Y	01		
03/31/12	03/31/12	ALLIANCE WORLDWIDE INVESTIGATIVE INC.	555558	38789	D	8,389	8,389	8,389	8,389	Y	01		
03/16/11	03/16/11	ANNESE & ASSOCIATES INC.	160873	22941	B	22,136	22,136	22,136	22,136	N	01	X	
05/16/11	05/16/11	ANNESE & ASSOCIATES INC.	162301	77530	B	6,051	6,051	6,051	6,051	N	01	X	
03/31/12	03/31/12	ARMORY GARAGE, INC.	555559	38789	D	6,598	6,598	6,598	6,598	Y	01		
04/22/11	04/22/11	ASI SYSTEMS INTEGRATION INC.	161830	75502	B	54,699	54,699	51,445	51,445	N	01	X	
03/31/12	03/31/12	ASSOC. MINORITY ENTERPRISES OF NY, INC.	555560	85131	D	6,000	6,000	6,000	6,000	Y	01		
03/31/12	03/31/12	AT & T CORP	555561	60000	B	5,116	5,116	5,116	5,116	Y	01		
02/11/11	02/11/11	A TEC GROUP/ADVANCED TECHNOLOGY SOLU	160147	75305	B	28,639	28,639	28,639	28,639	N	01		
03/07/11	03/07/11	A TEC GROUP/ADVANCED TECHNOLOGY SOLU	160601	75305	B	14,447	14,447	14,447	14,447	N	01		
03/22/11	03/22/11	A TEC GROUP/ADVANCED TECHNOLOGY SOLU	160948	22941	B	8,930	8,930	8,930	8,930	N	01		
05/23/11	05/23/11	A TEC GROUP/ADVANCED TECHNOLOGY SOLU	162413	75305	B	34,579	34,579	34,579	34,579	N	01		
03/31/12	03/31/12	ATHENS ASSOCIATES	555562	80000	A1	6,206	6,206	6,206	6,206	Y	01		
03/31/12	03/31/12	BIG APPLE OCCUPATIONAL SAFETY, INC.	555563	85131	D	5,310	5,310	5,310	5,310	Y	01		
08/31/11	08/31/11	BISCOM INC.	164341	22944	A1	7,490	7,490	7,490	7,490	N	01		
06/20/11	06/20/11	BRITE COMPUTERS	162963	77530	B	6,750	6,750	6,750	6,750	N	01		
07/29/11	07/29/11	BRITE COMPUTERS	163776	60000	B	7,570	7,570	7,570	7,570	Y	01		
09/14/11	09/14/11	BRITE COMPUTERS	164517	73001	B	8,875	8,875	8,875	8,875	Y	01		
12/29/11	12/29/11	BRITE COMPUTERS	166545	22941	B	11,670	11,670	11,670	11,670	N	01		
06/07/11	06/07/11	BROWN & BROWN OF NEW YORK INC.	162669	81050	D	7,000	7,000	7,000	7,000	Y	01		
03/31/12	03/31/12	BUILDING GREEN LLC	555564	38789	D	5,953	5,953	5,953	5,953	Y	01		
08/09/10	08/09/10	BUTLER MANAGEMENT GROUP LLC	156234	85075	A1	53,007	53,007	8,270	53,007	N	01		
03/31/12	03/31/12	CABLEVISION SYSTEMS NEW YORK CITY CORP	555565	60000	B	7,313	7,313	7,313	7,313	Y	01		
04/05/11	04/05/11	CANON BUSINESS SOLUTIONS INC.	161410	22424	A1	6,505	6,505	6,505	6,505	N	01		

Dormitory Authority - State of New York

Procurement Report  
 April 1, 2011 - March 31, 2012

Award Date	Complete Date	Contractor/Vendor	ContractID	Comm/ Service	Award Code	Original Encum. Value	Current Encum. Value	Fiscal Period Payments	Payments To-Date	NYS	Prog.	MWBE	Bids
03/31/12	03/31/12	CAPITAL DISTRICT CHAPTER NYSSBOC	555566	85170	D	5,580	5,580	5,580	5,580	Y	01		
04/19/11	04/19/11	CAPITAL DISTRICT TRANSPORTATION AUTHOR	161725	38789	D	5,066	5,066	5,066	5,066	Y	01		
06/14/11	06/14/11	CAPITAL EAP	162860	38789	A1	9,846	9,846	9,846	9,846	Y	01		
03/31/12	03/31/12	CATER ONE NYC LLC D/B/A CAFE METRO	555567	85135	D	8,661	8,661	8,661	8,661	Y	01		
03/22/11	03/22/11	CDW GOVERNMENT	160949	77530	B	10,619	10,619	10,619	10,619	N	01		
08/23/11	08/23/11	CDW GOVERNMENT	164227	77530	B	5,455	5,455	5,455	5,455	N	01		
03/31/12	03/31/12	CENTRAL HUDSON GAS & ELECTRIC CORP.	555568	98040	D	17,336	17,336	17,336	17,336	Y	31		
03/31/12	03/31/12	CENTRAL PARKING SYSTEMS INC.	555569	98000	D	5,400	5,400	5,400	5,400	Y	01		
04/05/11	04/05/11	CENTRAL PARKING SYSTEMS INC.	161382	98000	D	7,560	7,560	7,560	7,560	Y	01		
03/31/12	03/31/12	CENTURION BUSINESS MACHINES INC.	555570	60000	B	14,046	14,046	14,046	14,046	Y	01		
09/09/11	09/09/11	CENTURION BUSINESS MACHINES INC.	164457	60000	B	5,097	5,097	5,097	5,097	Y	01		
03/31/12	03/31/12	CHAPEL 25 HOTEL ASSOCIATES D/B/A HAMPTO	555571	81040	D	6,411	6,411	6,411	6,411	Y	01		
03/31/12	03/31/12	CISCO WEBEX LLC	555572	60000	B	18,513	18,513	18,513	18,513	Y	01		
01/05/12	01/05/12	CITIBANK	166673	38789	D	7,889	7,889	7,889	7,889	Y	01		
02/07/12	02/07/12	CITIBANK	167152	38789	D	8,619	8,619	8,619	8,619	Y	01		
03/07/12	03/07/12	CITIBANK	167731	38789	D	13,245	13,245	13,245	13,245	Y	01		
03/28/11	03/28/11	CITIBANK	161086	79006	D	30,077	30,077	30,077	30,077	Y	01		
04/25/11	04/25/11	CITIBANK	161859	79006	D	13,091	13,091	13,091	13,091	Y	01		
06/01/11	06/01/11	CITIBANK	162567	81040	D	28,043	28,043	28,043	28,043	Y	01		
07/06/11	07/06/11	CITIBANK	163265	81040	D	32,573	32,573	32,573	32,573	Y	01		
08/05/11	08/05/11	CITIBANK	163944	38789	D	32,309	32,309	32,309	32,309	Y	01		
09/07/11	09/07/11	CITIBANK	164426	38789	D	15,966	15,966	15,966	15,966	Y	01		
10/05/11	10/05/11	CITIBANK	164978	38789	D	32,217	32,217	32,217	32,217	Y	01		
11/04/11	11/04/11	CITIBANK	165499	38789	D	62,338	62,338	62,338	62,338	Y	01		
12/01/11	12/01/11	CITIBANK	166019	38789	D	9,107	9,107	9,107	9,107	Y	01		
03/31/12	03/31/12	CITIZENS TELECOMMUNICATIONS COMPANY	555573	60000	B	10,906	10,906	10,906	10,906	Y	01		
05/23/11	05/23/11	CITRIX SYSTEMS, INC.	162408	22941	B	5,550	5,550	5,550	5,550	N	01		
12/29/11	12/29/11	CITRIX SYSTEMS, INC.	166568	22941	B	11,467	11,467	11,467	11,467	N	01		
03/31/12	03/31/12	CLASSICO BUILDING MAINTENANCE INC.	555574	71008	D	5,248	5,248	5,248	5,248	Y	01		
03/31/12	03/31/12	COGENT COMMUNICATIONS INC.	555575	60000	B	13,000	13,000	13,000	13,000	Y	01		
01/27/12	01/27/12	COLOR METHODS INC. D/B/A CMI COMMUNICAT	167012	60002	A1	12,286	12,286	12,286	12,286	Y	01		
03/31/12	03/31/12	COMEBACK EXPRESS	555576	20000	D	5,478	5,478	5,478	5,478	Y	01		
03/31/12	03/31/12	COVAD COMMUNICATIONS D/B/A MEGAPATH	555577	60000	B	11,678	11,678	11,678	11,678	Y	01		
04/13/10	04/13/10	CRAWFORD & COMPANY	153471	81090	E	1,111,313	1,111,313	42,340	345,229	Y	40		
06/07/11	06/07/11	CRAWFORD & COMPANY	162679	81090	E	1,086,822	1,086,822	484,327	484,327	Y	40		
12/29/11	12/29/11	CREATIVE SOURCE INC.	166544	85075	A1	17,120	17,120	17,120	17,120	Y	01	X	

Dormitory Authority - State of New York

Procurement Report  
 April 1, 2011 - March 31, 2012

Award Date	Complete Date	Contractor/Vendor	ContractID	Comm/ Service	Award Code	Original Encum. Value	Current Encum. Value	Fiscal Period Payments	Payments To-Date	NYS	Prog.	MWBE	Bids
12/05/11	12/05/11	CS STARS LLC	166045	85010	A1	24,496	24,496	24,496	24,496	N	01		
12/19/11	12/19/11	CUSTOMER EXPRESSIONS CORP	166373	60000	B	9,600	9,600	9,600	9,600	N	01		
03/31/12	03/31/12	DAY AUTOMATION SYSTEMS, INC.	555578	38789	D	7,951	7,951	7,951	7,951	Y	01		
03/31/12	03/31/12	DE LAGE LANDEN FINANCIAL SERVICES	555579	22424	A1	51,848	51,848	29,035	51,848	N	01		
04/25/11	04/25/11	DEBRINO CAULKING ASSOC, INC.	161865	38789	D	6,460	6,460	6,460	6,460	Y	01		
11/16/10	11/16/10	DEBRINO CAULKING ASSOC, INC.	158278	80000	A1	9,050	9,050	9,050	9,050	Y	01		
10/24/11	10/24/11	DELL MARKETING L.P.	165273	76304	B	154,844	154,844	154,844	154,844	N	01		
03/03/11	03/03/11	DLT SOLUTIONS, INC.	160540	22941	B	7,030	7,030	7,030	7,030	N	01		
12/07/11	12/07/11	DUN & BRADSTREET	166102	79016	B	15,930	15,930	15,930	15,930	N	01		
03/31/12	03/31/12	DYNASTY CLEANING COMPANY	555580	71008	D	8,160	8,160	8,160	8,160	Y	01		
03/31/12	03/31/12	E.A. MORSE & CO. INC.	555581	80000	A1	27,182	27,182	9,564	27,182	N	01		
03/31/12	03/31/12	EASTERN COPY PRODUCTS	555582	22424	A1	9,358	9,358	5,165	9,358	N	01		
11/07/11	11/07/11	EDGE TECHNOLOGY GROUP LLC	165511	75318	B	12,233	12,233	12,233	12,233	N	01		
04/05/11	04/05/11	ELECTRONIC BUSINESS PRODUCTS INC.	161330	22424	A1	6,447	6,447	6,447	6,447	Y	01		
06/28/11	06/28/11	FIRST ENVIRONMENT INC.	163129	85075	A1	6,038	6,038	6,038	6,038	N	01		
12/19/11	12/19/11	FLUKE NETWORKS	166382	22941	D	12,420	12,420	12,420	12,420	N	01		
04/05/11	04/05/11	FTP TODAY	161383	60000	B	6,768	6,768	6,768	6,768	Y	01		
08/04/11	08/04/11	GARTNER INC.	163907	60000	B	42,927	42,927	42,927	42,927	Y	01		
05/23/11	05/23/11	GOVCONNECTION INC.	162412	22944	B	8,396	8,396	8,396	8,396	N	01		
06/29/11	06/29/11	GOVCONNECTION INC.	163139	77530	B	31,756	31,756	31,756	31,756	N	01		
06/29/11	06/29/11	GOVCONNECTION INC.	163140	77530	B	22,166	22,166	22,166	22,166	N	01		
09/13/11	09/13/11	GOVCONNECTION INC.	164480	75318	B	22,194	22,194	22,194	22,194	N	01		
03/31/12	03/31/12	GRANICUS INC.	555583	60000	B	12,000	12,000	12,000	12,000	Y	01		
06/20/11	06/20/11	GRAYBAR ELECTRIC COMPANY INC.	162962	77530	A1	5,866	5,866	5,866	5,866	N	01		
06/20/11	06/20/11	GSS INFOTECH NY INC.	162960	77530	A1	12,622	12,622	12,622	12,622	N	01		
06/20/11	06/20/11	GSS INFOTECH NY INC.	162964	75305	B	26,113	26,113	26,113	26,113	N	01		
10/26/11	10/26/11	GSS INFOTECH NY INC.	165303	75305	B	26,749	26,749	26,749	26,749	N	01		
03/31/12	03/31/12	HARBRIDGE CONSULTING GROUP LLC	555584	81010	D	8,550	8,550	8,550	8,550	Y	01		
03/31/12	03/31/12	HARTFORD FINANCIAL SERVICES GROUP INC.	555585	81050	A2	175,080	175,080	21,742	164,682	N	01		
08/24/04	08/24/04	HEALTH RESEARCH INC.	106900	85075	C	2,865,958	2,865,958	418,273	2,759,878	Y	21		
03/03/11	03/03/11	HEWLETT PACKARD COMPANY	160539	75305	B	8,910	8,910	7,590	8,910	N	01		
05/16/11	05/16/11	HEWLETT PACKARD COMPANY	162304	75305	B	39,420	39,420	39,420	39,420	N	01		
10/26/11	10/26/11	HEWLETT PACKARD COMPANY	165302	75305	B	51,000	51,000	51,000	51,000	N	01		
04/05/11	04/05/11	HILL & MARKES INC.	161338	80000	A1	8,685	8,685	8,685	8,685	Y	01		
03/31/12	03/31/12	IBM CORPORATION	555586	22941	A1	8,704	8,704	8,704	8,704	Y	01		
04/06/11	04/06/11	IBM CORPORATION	161468	22941	D	9,936	9,936	9,936	9,936	Y	01		



Award Date	Complete Date	Contractor/Vendor	ContractID	Comm/ Service	Award Code	Original Encum. Value	Current Encum. Value	Fiscal Period Payments	Payments To-Date	NYS	Prog.	MWBE	Bids
05/06/11	05/06/11	IBM CORPORATION	162105	75306	B	14,658	14,658	14,658	14,658	Y	01		
04/05/11	04/05/11	IKON OFFICE SOLUTIONS INC.	161333	22424	A1	7,553	7,553	7,553	7,553	N	01		
09/29/11	09/29/11	IMAGE PACKAGING	164852	38789	D	8,825	8,825	8,825	8,825	Y	01	X	
03/31/12	03/31/12	INNOVATIVE MANAGEMENT SOLUTIONS INC.	555587	60000	B	8,500	8,500	8,500	8,500	Y	01		
03/31/12	03/31/12	INTERCALL INC.	555588	60000	B	31,111	31,111	31,111	31,111	Y	01		
03/31/12	03/31/12	IPREO HOLDINGS LLC	555589	20000	D	14,000	14,000	14,000	14,000	Y	01		
03/31/12	03/31/12	IRON MOUNTAIN OFF-SITE DATA PROTECT.INC	555590	60000	B	24,275	24,275	24,275	24,275	Y	01		
04/05/11	04/05/11	IRON MOUNTAIN RECORDS MANAGEMENT, INC	161343	80000	E	46,622	46,622	46,622	46,622	Y	01		
03/31/12	03/31/12	JAMAICA BUSINESS RESOURCE CENTER	555591	85080	A2	127,500	1,630,500	417,155	1,627,456	Y	01		
03/31/12	03/31/12	KMQ ENTERPRISES, INC D/B/A TAILWIND ASSO	555592	22944	B	20,247	20,247	20,247	20,247	N	01		
05/04/11	05/04/11	KPMG LLP	162026	81010	A2	337,000	337,000	337,000	337,000	Y	01		
06/02/10	06/02/10	KPMG LLP	154585	81010	A2	310,700	310,700	25,000	310,700	Y	01		
07/13/11	07/13/11	KPMG LLP	163404	81010	D	5,000	5,000	5,000	5,000	Y	01		
04/11/11	04/11/11	KRONOS INC.	161591	22944	D	14,319	14,319	14,319	14,319	Y	01		
01/18/12	01/18/12	LEARNING TREE INTERNATIONAL USA INC.	166856	85131	D	18,508	18,508	18,508	18,508	Y	01		
04/15/11	04/15/11	LEARNING TREE INTERNATIONAL USA INC.	161691	85131	D	19,218	19,218	19,218	19,218	Y	01		
10/14/11	10/14/11	LEIGH BUSINESS ENTERPRISES LTD	165105	22944	A1	7,995	7,995	7,995	7,995	N	01		
03/31/12	03/31/12	LEXISNEXIS	555593	60000	B	32,066	32,066	32,066	32,066	Y	01		
03/31/12	03/31/12	LIBERTY MUTUAL INSURANCE GROUP	555594	81050	A2	17,051	17,051	5,870	16,902	N	01		
03/01/11	03/01/11	LIGHT & POWER COMMUNICATIONS LTD	160490	85075	A1	92,736	92,736	62,785	62,785	Y	01		
03/01/11	03/01/11	LINE FORMS HERE LLC	160491	85075	A1	60,500	60,500	30,500	30,500	Y	01	X	
11/07/11	11/07/11	LOADSPRING SOLUTIONS INC.	165548	60000	B	9,409	9,409	9,409	9,409	Y	01		
03/31/12	03/31/12	LOEPTOWN AUTO INTERIOR DESIGNS	555595	38789	D	5,450	5,450	5,450	5,450	Y	01		
08/03/11	08/03/11	MABEY'S MOVING & STORAGE	163878	79004	A1	5,443	5,443	5,443	5,443	Y	01	X	
01/03/12	01/03/12	MARSH USA INC.	166600	81050	D	6,500	6,500	6,500	6,500	Y	01		
02/01/12	02/01/12	MARSH USA INC.	167080	81050	D	6,500	6,500	6,500	6,500	Y	01		
02/22/12	02/22/12	MARSH USA INC.	167446	81050	A2	20,317	20,317	20,317	20,317	N	01		
02/24/12	02/24/12	MARSH USA INC.	167491	81050	A2	7,251,507	7,251,507	6,179,597	6,179,597	N	28		
03/08/11	03/08/11	MARSH USA INC.	160618	81050	A2	5,614,883	5,614,883	1,807,827	5,111,684	N	28		
03/08/11	03/08/11	MARSH USA INC.	160627	81050	A1	15,949	15,949	15,949	15,949	N	01		
03/28/11	03/28/11	MARSH USA INC.	161101	81050	D	6,500	6,500	6,500	6,500	Y	01		
03/31/12	03/31/12	MARSH USA INC.	555596	81050	A2	7,717	7,717	7,717	7,717	Y	01		
05/04/11	05/04/11	MARSH USA INC.	162016	81050	D	6,500	6,500	6,500	6,500	Y	01		
05/13/11	05/13/11	MARSH USA INC.	162250	81050	D	183,214	183,214	183,214	183,214	Y	01		
05/31/11	05/31/11	MARSH USA INC.	162523	81050	A2	6,500	6,500	6,500	6,500	Y	01		
07/01/11	07/01/11	MARSH USA INC.	163200	81050	D	6,500	6,500	6,500	6,500	Y	01		

Award Date	Complete Date	Contractor/Vendor	ContractID	Comm/ Service	Award Code	Original Encum. Value	Current Encum. Value	Fiscal Period Payments	Payments To-Date	NYS	Prog.	MWBE	Bids
07/14/11	07/14/11	MARSH USA INC.	163459	81050	D	6,500	6,500	6,500	6,500	Y	01		
07/14/11	07/14/11	MARSH USA INC.	163460	81050	D	6,500	6,500	6,500	6,500	Y	01		
08/02/11	08/02/11	MARSH USA INC.	163828	81050	D	6,500	6,500	6,500	6,500	Y	01		
08/31/11	08/31/11	MARSH USA INC.	164329	81050	D	6,500	6,500	6,500	6,500	Y	01		
09/29/11	09/29/11	MARSH USA INC.	164846	81050	D	6,500	6,500	6,500	6,500	Y	01		
12/07/11	12/07/11	MARSH USA INC.	166117	81050	D	6,500	6,500	6,500	6,500	Y	01		
04/18/11	04/18/11	MEHIGAN BELLONE & ASSOCIATES INC.	161718	73001	D	5,250	5,250	5,250	5,250	Y	01		
05/16/11	05/16/11	MEHIGAN BELLONE & ASSOCIATES INC.	162276	73001	D	5,250	5,250	5,250	5,250	Y	01		
06/06/11	06/06/11	MEHIGAN BELLONE & ASSOCIATES INC.	162653	73001	A2	5,250	5,250	5,250	5,250	Y	01		
07/25/11	07/25/11	MEHIGAN BELLONE & ASSOCIATES INC.	163715	73001	D	5,250	5,250	5,250	5,250	Y	01		
11/24/10	11/24/10	METRO FORD	158473	40400	A1	19,914	19,914	19,914	19,914	N	01		
12/08/11	12/08/11	MICHAEL O'BEIRNE D/B/A RADNOR-WALLACE	166163	60000	D	5,940	5,940	5,940	5,940	Y	01		
04/06/11	04/06/11	MICRODESK INC.	161472	22941	A1	14,850	14,850	14,850	14,850	N	01		
03/31/12	03/31/12	MMG 26 OPERATOR, LLC D/B/A HOLIDAY INN	555597	81040	D	16,602	16,602	16,602	16,602	Y	01		
06/23/11	06/23/11	MORPHEUS TECHNOLOGY GROUP LLC	163076	60000	B	16,200	16,200	16,200	16,200	Y	01		
09/30/11	09/30/11	MORPHEUS TECHNOLOGY GROUP LLC	164858	60000	A2	15,300	15,300	15,300	15,300	N	01		
01/18/12	01/18/12	N.Y.S. UNEMPLOYMENT INSURANCE	166853	38789	D	5,037	5,037	5,037	5,037	Y	01		
03/31/11	03/31/11	N.Y.S. UNEMPLOYMENT INSURANCE	161587	38789	D	5,734	5,734	5,734	5,734	Y	01		
07/13/11	07/13/11	N.Y.S. UNEMPLOYMENT INSURANCE	163399	38789	D	7,501	7,501	7,501	7,501	Y	01		
10/19/11	10/19/11	N.Y.S. UNEMPLOYMENT INSURANCE	165186	38789	D	9,593	9,593	9,593	9,593	Y	01		
03/31/12	03/31/12	NATIONAL FIRE PROTECTION ASSOCIATION	555598	85170	D	6,271	6,271	6,271	6,271	Y	01		
03/31/12	03/31/12	NATIONAL FUEL RESOURCES INC.	555599	98040	D	5,154	5,154	5,154	5,154	Y	01		
04/05/11	04/05/11	NATIONAL FUEL RESOURCES INC.	161307	98040	B	17,841	17,841	15,679	15,679	Y	01		
03/31/11	03/31/11	NATIONAL GRID	161292	98040	D	22,663	22,663	22,663	22,663	Y	01		
03/31/12	03/31/12	NATIONAL GRID	555600	38789	D	414,196	414,196	9,877	414,196	Y	01		
04/05/11	04/05/11	NATIONAL GRID	161302	98040	D	319,639	319,639	301,726	301,726	Y	01		
03/31/12	03/31/12	NEW YORK BUILDING CONGRESS INC	555601	38789	D	7,450	7,450	7,450	7,450	Y	01		
03/31/12	03/31/12	NEW YORKER HOTEL MANAGEMENT COMPANY	555602	81040	D	76,922	76,922	76,922	76,922	Y	01		
03/31/11	03/31/11	NEXTEL OF NEW YORK INC D/B/A NEXTEL	161564	60000	B	5,694	5,694	5,694	5,694	Y	01		
03/31/12	03/31/12	NEXTEL OF NEW YORK INC D/B/A NEXTEL	555603	60000	B	38,259	38,259	38,259	38,259	Y	01		
05/16/11	05/16/11	NEXTEL OF NEW YORK INC D/B/A NEXTEL	162295	60000	B	5,807	5,807	5,807	5,807	Y	01		
06/07/11	06/07/11	NEXTEL OF NEW YORK INC D/B/A NEXTEL	162701	60000	B	5,644	5,644	5,644	5,644	Y	01		
07/19/11	07/19/11	NEXTEL OF NEW YORK INC D/B/A NEXTEL	163586	60000	B	5,368	5,368	5,368	5,368	Y	01		
08/11/11	08/11/11	NEXTEL OF NEW YORK INC D/B/A NEXTEL	164011	60000	B	5,331	5,331	5,331	5,331	Y	01		
09/09/11	09/09/11	NEXTEL OF NEW YORK INC D/B/A NEXTEL	164454	60000	B	5,116	5,116	5,116	5,116	Y	01		
12/08/11	12/08/11	NIBS	166162	60000	B	32,599	32,599	32,599	32,599	N	01		

Award Date	Complete Date	Contractor/Vendor	ContractID	Comm/ Service	Award Code	Original Encum. Value	Current Encum. Value	Fiscal Period Payments	Payments To-Date	NYS	Prog.	MWBE	Bids
01/05/10	01/05/10	NOBLESTRATEGY, LLC	151323	85075	E	91,092	91,092	32,736	69,620	N	01	X	
03/31/12	03/31/12	NYS DEPARTMENT OF LABOR	555604	38789	D	47,378	47,378	47,378	47,378	Y	01		
03/01/12	03/01/12	NYS EDUCATION DEPARTMENT	167628	38789	D	5,000	5,000	5,000	5,000	Y	01		
03/31/12	03/31/12	NYS INDUSTRIES FOR DISABLED INC.	555605	80010	A1	13,452	13,452	9,379	13,452	Y	01		
04/05/11	04/05/11	NYS INDUSTRIES FOR DISABLED INC.	161325	80010	A1	7,425	7,425	7,425	7,425	Y	01		
05/26/10	05/26/10	NYS INDUSTRIES FOR DISABLED INC.	154416	79509	B	125,866	125,866	82,084	125,866	Y	01		
06/24/11	06/24/11	NYS INDUSTRIES FOR DISABLED INC.	163081	79509	B	217,833	217,833	152,325	152,325	Y	01		
03/31/12	03/31/12	NYS OFFICE OF GENERAL SERVICES	555606	38789	D	31,330	31,330	30,828	31,303	Y	01		
03/31/12	03/31/12	OCE IMAGISTICS INC.	555607	22424	A1	20,047	20,047	9,080	20,047	N	01		
03/31/12	03/31/12	ON LINE COMPUTER PRODUCTS, INC.	555608	60000	B	8,724	8,724	8,724	8,724	Y	01		
03/05/12	03/05/12	ONE PENN PLAZA LLC	167679	85000	D	208,208	208,208	208,208	208,208	Y	01		
03/31/12	03/31/12	ONE PENN PLAZA LLC	555609	85000	D	2,403,078	2,403,078	6,715	2,403,078	Y	01		
04/05/11	04/05/11	ONE PENN PLAZA LLC	161424	85000	D	2,435,447	2,435,447	2,421,378	2,421,378	Y	01		
03/31/12	03/31/12	ORACLE AMERICA INC.	555610	22941	A1	5,633	5,633	5,633	5,633	N	01		
04/06/11	04/06/11	ORACLE AMERICA INC.	161469	22941	D	54,211	54,211	54,211	54,211	N	01		
04/06/11	04/06/11	ORACLE AMERICA INC.	161470	22941	D	100,204	100,204	100,204	100,204	N	01		
04/12/11	04/12/11	ORACLE AMERICA INC.	161646	60000	D	24,321	24,321	24,321	24,321	N	01		
03/31/12	03/31/12	P AND J COMPUTERS INC.	555611	60000	B	11,047	11,047	10,273	10,273	Y	01		
04/15/10	04/15/10	P AND J COMPUTERS INC.	153514	73002	B	39,937	39,937	5,961	39,937	N	01		
12/27/11	12/27/11	P AND J COMPUTERS INC.	166500	22941	B	5,200	5,200	5,200	5,200	N	01		
04/05/11	04/05/11	P.J. MECHANICAL CORPORATION	161403	80000	D	6,852	6,852	6,852	6,852	Y	01		
03/31/12	03/31/12	PAETEC COMMUNICATIONS, INC.	555612	60000	B	38,935	38,935	38,935	38,935	Y	01		
03/31/12	03/31/12	PREFERRED GROUP PLANS, INC.	555613	38789	D	10,617	10,617	10,617	10,617	Y	01		
11/14/11	11/14/11	R.S. MEANS COMPANY LLC	165639	22944	A1	7,547	7,547	7,547	7,547	N	01		
12/16/11	12/16/11	REGALO INC.	166323	38789	D	8,073	8,073	8,073	8,073	Y	01		
03/31/12	03/31/12	RENEE SACKS ASSOCIATES INC. D/B/A SACKS	555614	85075	D	50,568	50,568	50,568	50,568	Y	01		
03/31/12	03/31/12	RESULTS DELIVERS, LLC D/B/A THINKREG	555615	38789	D	9,162	9,162	9,162	9,162	Y	01		
05/03/11	05/03/11	RG & ASSOCIATES	161988	85075	D	14,776	14,776	14,776	14,776	Y	01		
11/22/11	11/22/11	RG & ASSOCIATES	165883	85075	A1	24,448	24,448	24,448	24,448	N	01		
03/31/12	03/31/12	RICOH AMERICAS CORPORATION	555616	22424	B	63,620	63,620	33,505	63,620	N	01		
09/25/07	09/25/07	RMBDC, INC	131561	85080	A2	200,000	680,000	17,701	614,688	Y	01	X	
03/31/12	03/31/12	ROAD RUNNER LLC, DIVISION OF TIME WARNE	555617	60000	B	42,012	42,012	42,012	42,012	Y	01		
03/31/12	03/31/12	RONCO COMMUNICATIONS & ELECTRONIC INC.	555618	60000	B	11,567	11,567	11,567	11,567	Y	01		
04/05/11	04/05/11	RONCO COMMUNICATIONS & ELECTRONIC INC.	161379	60000	B	7,324	7,324	7,324	7,324	Y	01		
07/19/11	07/19/11	RONCO COMMUNICATIONS & ELECTRONIC INC.	163598	60000	B	7,093	7,093	7,093	7,093	Y	01		
10/07/11	10/07/11	RONCO COMMUNICATIONS & ELECTRONIC INC.	165041	60000	B	7,093	7,093	7,093	7,093	Y	01		

Award Date	Complete Date	Contractor/Vendor	ContractID	Comm/ Service	Award Code	Original Encum. Value	Current Encum. Value	Fiscal Period Payments	Payments To-Date	NYS	Prog.	MWBE	Bids
09/13/11	09/13/11	ROSE & KIERNAN INC.	164490	81050	A2	9,297	9,297	9,297	9,297	Y	01		
09/15/11	09/15/11	ROSE & KIERNAN INC.	164530	81050	A2	930,334	930,334	930,334	930,334	Y	28		
12/21/11	12/21/11	SAP PUBLIC SERVICE INC.	166440	22941	D	12,190	12,190	12,190	12,190	N	01		
04/05/11	04/05/11	SCHINDLER ELEVATOR CORPORATION	161344	80000	A1	14,043	14,043	14,043	14,043	N	01		
01/19/12	01/19/12	SENTRY INSURANCE	166891	81050	D	25,172	25,172	25,172	25,172	Y	01		
02/15/12	02/15/12	SENTRY INSURANCE	167343	81050	D	24,680	24,680	24,680	24,680	Y	01		
03/31/12	03/31/12	SENTRY INSURANCE	555619	81050	D	28,380	28,380	28,380	28,380	Y	01		
12/19/11	12/19/11	SENTRY INSURANCE	166381	81050	D	49,465	49,465	49,465	49,465	Y	01		
04/20/11	04/20/11	SHI INTERNATIONAL CORP	161789	22944	B	125,019	125,019	125,019	125,019	N	01		
08/04/11	08/04/11	SHI INTERNATIONAL CORP	163889	22944	B	9,483	9,483	9,483	9,483	N	01		
11/17/11	11/17/11	SHI INTERNATIONAL CORP	165763	22944	B	5,741	5,741	5,741	5,741	N	01		
03/31/12	03/31/12	SMB TENANT SERVICES LLC D/B/A BMS TENAN	555620	71008	D	29,423	29,423	15,605	29,423	Y	01		
03/31/12	03/31/12	SODEXO INC.	555621	85135	D	27,432	27,432	27,432	27,432	Y	01		
12/27/11	12/27/11	SOLUTIONZ VIDEOCONFERENCING INC.	166501	38205	B	11,002	11,002	11,002	11,002	N	01	X	
03/31/12	03/31/12	SOURCEMEDIA INC.	555622	20000	E	5,300	5,300	5,300	5,300	Y	01		
03/31/12	03/31/12	STAPLES INC AND SUBSIDIARIES D/B/A STAPL	555623	73002	D	59,918	59,918	7,060	59,651	Y	01		
04/05/11	04/05/11	STAPLES INC AND SUBSIDIARIES D/B/A STAPL	161327	73002	B	37,404	37,404	36,157	36,157	N	01		
04/05/11	04/05/11	STAPLES INC AND SUBSIDIARIES D/B/A STAPL	161390	73002	B	5,647	5,647	5,647	5,647	N	01		
03/31/12	03/31/12	SUNGARD AVANTGUARD LLC	555624	60000	B	58,750	58,750	58,750	58,750	Y	01		
05/08/09	05/08/09	THE CAYEMITTE GROUP INC.	145825	85075	A1	200,000	600,000	197,500	585,358	Y	01	X	
07/25/11	07/25/11	THE CAYEMITTE GROUP INC.	163695	85075	D	25,396	25,396	25,396	25,396	Y	01	X	
11/17/11	11/17/11	THE EGG	165758	85000	A1	5,176	5,176	5,176	5,176	Y	01		
03/31/12	03/31/12	THE HOME DEPOT CREDIT PLAN	555625	38789	D	8,443	8,443	8,443	8,443	Y	01		
03/31/12	03/31/12	THE OFFICE FOR TECHNOLOGY C/O NYS OGS	555626	60000	B	25,800	25,800	25,800	25,800	Y	01		
03/31/12	03/31/12	THE OLD DALEY INN CATERING CO., LLC	555627	85135	D	16,500	16,500	16,500	16,500	Y	01		
03/31/12	03/31/12	THE ULTIMATE SOFTWARE GROUP INC.	555628	60000	A1	14,828	14,828	14,828	14,828	N	01		
04/20/11	04/20/11	THE ULTIMATE SOFTWARE GROUP INC.	161784	79027	A1	41,686	41,686	41,686	41,686	N	01		
03/31/12	03/31/12	THOMSON REUTERS (MARKETS) LLC	555629	20000	E	22,476	22,476	22,476	22,476	Y	01		
11/02/11	11/02/11	TOTAL EVENTS LLC	165408	38789	D	12,114	12,114	12,114	12,114	Y	01		
01/04/12	01/04/12	TREASURER, CITY OF ALBANY, N.Y.	166654	85150	D	62,500	62,500	62,500	62,500	Y	01		
07/13/11	07/13/11	TREASURER, CITY OF ALBANY, N.Y.	163415	85150	D	62,500	62,500	62,500	62,500	Y	01		
12/29/11	12/29/11	TRICORE SOLUTIONS LLC	166546	22941	D	34,672	34,672	26,399	26,399	N	01		
03/31/11	03/31/11	TSC TRAINING ACADEMY LLC	161513	85131	D	8,960	8,960	8,960	8,960	Y	01		
03/31/12	03/31/12	UNITED PARCEL SERVICE	555630	98030	D	5,911	5,911	5,911	5,911	Y	01		
04/05/11	04/05/11	UNITED PARCEL SERVICE	161352	98030	B	112,487	112,487	107,960	107,960	N	01		
01/05/12	01/05/12	US BANK NATIONAL ASSOCIATION	166674	38789	D	13,799	13,799	13,799	13,799	Y	01		

Dormitory Authority - State of New York

Procurement Report  
 April 1, 2011 - March 31, 2012

Award Date	Complete Date	Contractor/Vendor	ContractID	Comm/ Service	Award Code	Original Encum. Value	Current Encum. Value	Fiscal Period Payments	Payments To-Date	NYS	Prog.	MWBE	Bids
02/06/12	02/06/12	US BANK NATIONAL ASSOCIATION	167132	38789	C	14,325	14,325	14,325	14,325	Y	01		
03/08/12	03/08/12	US BANK NATIONAL ASSOCIATION	167744	38789	D	15,074	15,074	15,074	15,074	Y	01		
03/31/11	03/31/11	US BANK NATIONAL ASSOCIATION	161336	38789	C	13,666	13,666	13,666	13,666	Y	01		
05/03/11	05/03/11	US BANK NATIONAL ASSOCIATION	161999	38789	D	13,526	13,526	13,526	13,526	Y	01		
06/09/11	06/09/11	US BANK NATIONAL ASSOCIATION	162778	38789	C	12,107	12,107	12,107	12,107	Y	01		
07/06/11	07/06/11	US BANK NATIONAL ASSOCIATION	163264	38789	D	6,516	6,516	6,516	6,516	Y	01		
09/07/11	09/07/11	US BANK NATIONAL ASSOCIATION	164427	38789	D	21,989	21,989	21,989	21,989	Y	01		
10/06/11	10/06/11	US BANK NATIONAL ASSOCIATION	165011	38789	D	9,076	9,076	9,076	9,076	Y	01		
11/04/11	11/04/11	US BANK NATIONAL ASSOCIATION	165498	38789	D	9,657	9,657	9,657	9,657	Y	01		
12/07/11	12/07/11	US BANK NATIONAL ASSOCIATION	166135	38789	D	9,360	9,360	9,360	9,360	Y	01		
03/07/12	03/07/12	US POSTAL SERVICE	167722	98050	D	30,000	30,000	30,000	30,000	Y	01		
03/31/12	03/31/12	USHERWOOD BUSINESS EQUIPMENT INC D/B/A	555631	38789	D	6,837	6,837	6,837	6,837	Y	01		
04/07/11	04/07/11	VAN BORTEL FORD INC.	161496	40400	B	112,477	112,477	112,477	112,477	N	01	X	
03/31/12	03/31/12	VERIZON NEW YORK INC.	555632	60000	B	66,360	66,360	66,360	66,360	Y	01		
04/14/11	04/14/11	VERIZON NEW YORK INC.	161661	60000	B	5,102	5,102	5,102	5,102	Y	01		
03/31/12	03/31/12	VERIZON NEW YORK INC. D/B/A VERIZON COM	555633	60000	B	8,271	8,271	8,271	8,271	Y	01		
03/31/12	03/31/12	VERIZON SELECT SERVICES, INC.	555634	60000	B	31,337	31,337	31,337	31,337	Y	01		
01/20/12	01/20/12	VERIZON WIRELESS (VAW) LLC	166931	60000	B	7,535	7,535	7,535	7,535	Y	01		
02/09/12	02/09/12	VERIZON WIRELESS (VAW) LLC	167211	60000	B	10,298	10,298	10,298	10,298	Y	01		
03/16/12	03/16/12	VERIZON WIRELESS (VAW) LLC	167940	60000	B	7,310	7,310	7,310	7,310	Y	01		
03/31/12	03/31/12	VERIZON WIRELESS (VAW) LLC	555635	60000	B	13,540	13,540	13,540	13,540	Y	01		
04/14/11	04/14/11	VERIZON WIRELESS (VAW) LLC	161659	60000	B	6,720	6,720	6,720	6,720	Y	01		
05/16/11	05/16/11	VERIZON WIRELESS (VAW) LLC	162305	60000	B	7,224	7,224	7,224	7,224	Y	01		
06/15/11	06/15/11	VERIZON WIRELESS (VAW) LLC	162887	60000	B	6,969	6,969	6,969	6,969	Y	01		
07/19/11	07/19/11	VERIZON WIRELESS (VAW) LLC	163595	60000	B	7,122	7,122	7,122	7,122	Y	01		
08/15/11	08/15/11	VERIZON WIRELESS (VAW) LLC	164084	60000	B	7,300	7,300	7,300	7,300	Y	01		
09/15/11	09/15/11	VERIZON WIRELESS (VAW) LLC	164560	60000	B	7,261	7,261	7,261	7,261	Y	01		
10/13/11	10/13/11	VERIZON WIRELESS (VAW) LLC	165103	60000	B	7,587	7,587	7,587	7,587	Y	01		
11/18/11	11/18/11	VERIZON WIRELESS (VAW) LLC	165835	60000	B	7,542	7,542	7,542	7,542	Y	01		
12/19/11	12/19/11	VERIZON WIRELESS (VAW) LLC	166375	60000	B	7,620	7,620	7,620	7,620	Y	01		
03/31/12	03/31/12	VERTAFORE INC.	555636	60000	B	7,185	7,185	7,185	7,185	Y	01		
10/19/11	10/19/11	VIRIDIAN ENERGY & ENVIRONMENTAL LLC	165183	38789	D	6,033	6,033	6,033	6,033	Y	01		
11/14/11	11/14/11	VMWARE, INC.	165638	22941	A1	11,601	11,601	11,601	11,601	N	01		
03/31/12	03/31/12	W.B. MASON CO., INC.	555637	73002	A1	31,061	31,061	30,530	31,061	N	01		
03/31/12	03/31/12	W.W. GRAINGER INC. D/B/A GRAINGER	555638	38789	B	14,042	14,042	14,042	14,042	Y	01		
04/05/11	04/05/11	W.W. GRAINGER INC. D/B/A GRAINGER	161414	80000	B	12,148	12,148	12,148	12,148	N	01		

Award Date	Complete Date	Contractor/Vendor	ContractID	Comm/ Service	Award Code	Original Encum. Value	Current Encum. Value	Fiscal Period Payments	Payments To-Date	NYS	Prog.	MWBE	Bids
12/30/11	12/30/11	W.W. GRAINGER INC. D/B/A GRAINGER	166572	80000	B	7,620	7,620	7,620	7,620	N	01		
03/31/12	03/31/12	WASHINGTON COMPUTER SERVICES INC.	555639	38800	A1	9,455	9,455	9,455	9,455	N	01		
12/21/11	12/21/11	WELLS FARGO INSURANCE SERVICES OF	166420	81050	D	40,000	40,000	40,000	40,000	Y	01		
03/31/12	03/31/12	WEST	555640	20000	A2	10,181	10,181	10,181	10,181	Y	01		
03/31/12	03/31/12	WM OF EASTERN NY A DIVISION OF WM NEW	555641	80000	B	29,454	29,454	29,454	29,454	Y	01		
03/30/11	03/31/11	WOLBERG ELECTRIC SUPPLY CO. INC.	161181	80000	A1	14,735	14,735	14,735	14,735	N	01		
03/31/12	03/31/12	WOLBERG ELECTRIC SUPPLY CO. INC.	555642	38789	D	6,982	6,982	6,982	6,982	Y	01		
04/05/11	04/05/11	WRIGHT EXPRESS FINANCIAL SERVICES CORP	161311	98020	D	153,630	153,630	153,630	153,630	N	01		
<b>Total Administration &amp; Operations</b>						<b>32,382,893</b>	<b>34,765,893</b>	<b>19,425,479</b>	<b>31,422,351</b>				

**TOTAL 2011/2012 PROCUREMENT**

**4,381,686,585    6,455,428,163    1,003,129,334    5,212,652,566**

Vendor	Street 1	Street 2	City	State	Zip
(pc)2, Ltd.	350 Third Avenue, Suite 750		NEW YORK	NY	10010
16 Court Street Owner LLC	P.O. Box 416911		BOSTON	MA	02241
1st Call Consulting Inc.	1225 Franklin Avenue, Suite 325		GARDEN CITY	NY	11530
3G Renewable Energy Inc	103 Sciarappa Street		CAMBRIDGE	MA	02141
4Wall Entertainment Inc.	2 Empire Blvd		MOONACHIE	NJ	07074
A & A Associate Inc.	731 Washington Avenue		BROOKLYN	NY	11238
A & B Caulking Co. Inc.	1283 Dolsontown Road		MIDDLETOWN	NY	10940
A Plus Construction Corp.	322 West Montauk Highway		LINDENHURST	NY	11757
A. Esteban & Company, Inc.	8 West 19th Street		NEW YORK	NY	10011
A. Williams Trucking & Backhoe	225 3rd Avenue		BROOKLYN	NY	11217
A.B.C.D. Construction Corp.	5702-3rd Avenue		BROOKLYN	NY	11220
A.G. Construction Corp.	289 Beaverbrook Road		LINCOLN PARK	NJ	07035
A.W.I. Security & Investigations, Inc.	202 East 179th Street, Suite GB		BRONX	NY	10457
AAC Contracting, Inc.	175 Humboldt Street, Suite 200		ROCHESTER	NY	14610
Aanderaa Data Instruments Inc.	182 East Street, Suite B		ATTLEBORO	MA	02703
AB Construction & Environmental, LLC	425 South Main Street		GLOVERSVILLE	NY	12078
Abacus Solutions LLC	P.O. Box 890932		CHARLOTTE	NC	28289
Abba Technologies Inc.	1501 San Pedro Drive NE		ALBUQUERQUE	NM	87110
Abbott + Price Inc.	71 Sunset Drive		OSSINING	NY	10562
Abcam Inc.	One Kendall Sq, Suite 341 Bldg 200		CAMBRIDGE	MA	02139
Able Rigging Contractors Inc.	14 West Jefryn Blvd		DEER PARK	NY	11729
Abscope Environmental, Inc.	1 Commercial Drive	P.O. Box 487	CANASTOTA	NY	13032
Accolade Construction Group, Inc.	320 West 37th Street, Suite 302		NEW YORK	NY	10018
Accredited Lock Supply Co.	1161 Paterson Plank Rd	P.O. Box 1442	Secaucus	NJ	07096-1442
Ace Contracting, Inc.	1990 Coney Island Avenue		BROOKLYN	NY	11223
Acom Solutions, Inc.	2850 E. 29th Street		LONG BEACH	CA	90806
Acroname Inc.	4822 Sterling Drive		BOULDER	CO	80301
Action Elevator Inc.d/b/a Hudson Elevato	Elevator Group	963 Van Duzer Stre	STATEN ISLAND	NY	10304
Acumen PM LLC	7320 N. Mopac Expressway, Suite 301		AUSTIN	TX	78731
Adam Developers Enterprises, Inc.	249-02 Jericho Turnpike, Suite 205		FLORAL PARK	NY	11001
AdInstruments Inc.	2205 Executive Circle		COLORADO SPRINGS	CO	80906
Adirondack Cabling Inc. d/b/a Adirondack	Security	10 Petra Lane	ALBANY	NY	12205
Adorama Inc.	42 West 18th St.		NEW YORK	NY	10011
ADT Security Services Inc.	P.O. Box 371994		Pittsburgh	PA	15250-7994
ADVA Optical Networking NA Inc.	5755 Peachtree Industrial Blvd.		NORCROSS	GA	30092

Vendor	Street 1	Street 2	City	State	Zip
Advance 2000 Inc.	8560 Main St.		BUFFALO	NY	14221
Advance Testing Company, Inc.	3348 Route 208		CAMPBELL HALL	NY	10916
Advanced Measurement Technology Inc.	801 South Illinois Avenue		OAK RIDGE	TN	37831
Advanced Research Systems, Inc.	7476 Industrial Park Way		MACUNGIE	PA	18062
Adwar Video	125 Gazza Blvd		FARMINGDALE	NY	11735
Aegis Associates Inc.	1601 Central Avenue		FAR ROCKAWAY	NY	11691
AFD Contract Furniture Inc.	810 Seventh Avenue		NEW YORK	NY	10019
Affordable Interior Systems	4 Bonazzoli Avenue		HUDSON	MA	01749
AFG Construction Management, Inc.	450 Seventh Avenue	30th Floor, Suite 30	NEW YORK	NY	10123
AFI Glass & Architectural Metal, Inc.	161 Smith Street		POUGHKEEPSIE	NY	12601
AFL Construction Co., Inc.	33-06 106th Street		CORONA	NY	11368
African American Chamber of Commerce of	Westchester and Rockland Counties Inc	P.O. Box 3730	MOUNT VERNON	NY	10553
AGA Environmental Inc.	1804 Plaza Avenue, Suite 4		NEW HYDE PARK	NY	11040
Agati Inc.	1219 West Lake Street		CHICAGO	IL	60607
Agency Construction Corp.	P.O. Box 266		MAMARONECK	NY	10543
Aggreko LLC	P.O. Box 972562		DALLAS	TX	75397
Agilent Technologies Inc.	P.O. Box 4026		ENGLEWOOD	CO	80155
Agilent Technologies Inc.	US Chemical Analysis Business Center	2850 Centerville Rd	Wilmington	DE	19808-1644
Ahern Painting Contractors, Inc	69-24 49th Avenue		WOODSIDE	NY	11377
AHSC Architects, P.C.	155 White Plains Road, Suite 200		TARRYTOWN	NY	10591
Ahuja Priya Architects	200 Varick St, Suite 503		NEW YORK	NY	10014
Aikler Asphalt Paving, Inc.	1684 E233rd Street		BRONX	NY	10466
Air Systems Balancing & Testing Service	Inc	339 East Avenue, S	ROCHESTER	NY	14604
Airmaster Window Systems, Inc.	615 Fifth Avenue		LARCHMONT	NY	10538
Akin Gump Strauss Hauer & Feld LLP	Dept 7247-6827		Philadelphia	PA	19170-6827
AKRF, Inc.	440 Park Avenue South		NEW YORK	NY	10016
AKS International Inc.	37-04 19th Avenue, Suite 100		ASTORIA	NY	11105
Aladdin Temp-Rite LLC	250 E. Main Street		HENDERSONVILLE	TN	37075
Alante Security Group Inc.	522 Grand Blvd		WESTBURY	NY	11590
Albany Cash Register Co., Inc.	528 Third Ave Ext.		RENSSELAER	NY	12144
Albany Hotel TRS, LLC d/b/a Hotel Albany	40 Lodge Street		ALBANY	NY	12207
Albany Parking Authority	655 Broadway		ALBANY	NY	12207
Albany Water Board	P.O. Box 1966		Albany	NY	12201-1966
Algonquin Construction Group LLC	5-44 47th Ave		LONG ISLAND CITY	NY	11101



Vendor	Street 1	Street 2	City	State	Zip
Alianza Services LLC	74 North Broadway 2nd Floor South		NYACK	NY	10960
Alken Inc. d/b/a Polhemus	40 Hercules Drive	P.O. Box 560	COLCHESTER	VT	05446
All A Board, Inc.	395 Dabbs House Road		RICHMOND	VA	23223
All Bright Electric	100 Snake Hill Road		WEST NYACK	NY	10994
Alliance Contracting, LLC	P.O. Box 129		ALDEN	NY	14004
Alliance Worldwide Investigative Inc.	4 Executive Park Drive		CLIFTON PARK	NY	12065
Allstate Medical Supplies LLC	34 35th Street		BROOKLYN	NY	11232
Allsteel Inc.	2210 Second Avenue		MUSCATINE	IA	52761
Almar Plumbing & Heating Corp	50 Bethpage Road		HICKSVILLE	NY	11801
Alpha Medical Equipment of NY Inc.	10-12 Pine Court		NEW ROCHELLE	NY	10801
Alps Mechanical, Inc.	51-20 59th Street		WOODSIDE	NY	11377
Altec Industries Inc.	200 Altec Drive		ELIZABETHTOWN	KY	42701
Altura Communication Solutions, LLC	1335 S. Acacia Avenue		FULLERTON	CA	92831
Alvin M. Lamb d/b/a Life Safety Building	Systems Inc.	441 Macdonough S	BROOKLYN	NY	11233
Ambient Water Treatment Consulting Inc.	50 Jericho Turnpike, Suite 108		JERICO	NY	11753
Ambulatory - Montoring Inc.	P.O. Box 609	731 Saw Mill River	ARDSLEY	NY	10502
AMCC Corp.	50-18 Vernon Boulevard		LONG ISLAND CITY	NY	11101
Ameresco, Inc.	111 Speen Street, Suite 410		FRAMINGHAM	MA	01701
AMG Environmental Restoration LLC	330 Sunrise Highway, Suite 220		ROCKVILLE CENTRE	NY	11570
Ammann & Whitney Consulting Engineers PC	96 Morton Street		NEW YORK	NY	10014
Analytical Instrument Brokers LLC	1200 Mendelssohn Ave, N. Ste 50		MINNEAPOLIS	MN	55427
Analytical Instrument Systems Inc.	118 Old York Road		RINGOES	NJ	08551
Andover Controls Corporation	300 Brickstone Square		ANDOVER	MA	01810
Andrew R. Mancini Assoc., Inc.	129 O'Dell Avenue		ENDICOTT	NY	13760
Andron Construction Corp.	P.O. Box 566	21 Anderson Lane	GOLDENS BRIDGE	NY	10526
Anixter, Inc.	14 Corporate Circle		ALBANY	NY	12203
Anixter, Inc.	25 Vreeland Road	Bldg. A Suite 104	FLORHAM PARK	NJ	07932
Anjac Enterprises, Inc.	310 Nassau Avenue		BROOKLYN	NY	11222
Annese & Associates Inc.	4781 State Rt 5		HERKIMER	NY	13350
ANSU Construction, Inc.	40-47 72nd Street		WOODSIDE	NY	11377
Anytime World Wide d/b/a Anytime Product	Products	1000 Town Center	OXNARD	CA	93036
AOW Associates, Inc.	30 Essex Street		ALBANY	NY	12206
APA/Ahuja Partnership Architects	200 Varick Street, Suite 503		NEW YORK	NY	10014
Apple Inc.	12545 Riata Vista Circle	MS: 198-3HE	AUSTIN	TX	78727

Vendor	Street 1	Street 2	City	State	Zip
Applied Biosystems LLC	850 Lincoln Centre Dr.		SAN MATEO	CA	94404
Applied Scientific Instrumentation Inc.	29391 West Enid Road		EUGENE	OR	97402
Applied Technology Services	240 North Avenue		NEW ROCHELLE	NY	10801
Aquaneering Inc.	7960 Stromesa Ct.		SAN DIEGO	CA	92126
ARA Plumbing Corp	2182 Jackson Avenue, Suite 1		SEAFORD	NY	11783
Aramark Management Services Limited Part	Partnership	1291 Boston Post F	MADISON	CT	06443
Arbin Instruments	762 Peach Creek Cut Off Road		COLLEGE STATION	TX	77845
Arc Electrical & Mechanical Contr. Corp.	26 Delevan Street		BROOKLYN	NY	11231
Architectu +/Lomonaco & Pitts	297 River St.		TROY	NY	12180
Architectural Resources	505 Franklin Street		BUFFALO	NY	14202
Architectural Testing, Inc.	130 Derry Court		YORK	PA	17406
Architecture +	297 River Street		TROY	NY	12180
Arent Fox LLP	P.O. Box 644672		PITTSBURGH	PA	15264
Aria Contracting Corporation	3907 North Buffalo Road		ORCHARD PARK	NY	14127
ArjoHuntleigh Inc	2349 West Lake Street		ADDISON	IL	60101
ARK Systems Electric Corp.	27-08 42nd Road		LONG ISLAND CITY	NY	11101
Arkansas Lamp Manufacturing Company Inc.	1701 S 28th Street		VAN BUREN	AR	72956
Armory Garage, Inc.	926 Central Avenue		ALBANY	NY	12205
Arnold Steel Co., Inc.	79 Randolph Road		HOWELL	NJ	07731
Arrington Research Inc.	27237 N. 71st Place		SCOTTSDALE	AZ	85266
Arrow Fence Company, Inc	7784 Route 31 West		BALDWINSVILLE	NY	13027
Ashley McGraw Architects P.C.	500 South Salina Street		SYRACUSE	NY	13202
ASI Systems Integration Inc.	P.O. Box 512214		PHILADELPHIA	PA	19175
ASM Mechanical Systems	47 - 40 Metropolitan Avenue		RIDGEWOOD	NY	11385
Aspro Mechanical Contractors Inc.	127-08 Merrick Blvd		JAMAICA	NY	11434
ASR Systems Group, Inc.	126 Metropolitan Park Dr.		LIVERPOOL	NY	13088
Assoc. Minority Enterprises of NY, Inc.	135-20 Liberty Avenue		SOUTH RICHMOND HILL	NY	11419
AT & T Corp	P.O. Box 5094		CAROL STREAM	IL	60197
ATC Associates, Inc.	10 Colvin Ave, Suite 101		ALBANY	NY	12206
Atec Group/Advanced Technology Solutions	Group	1762 Central Avenue	ALBANY	NY	12205
Athens Associates	4 Normanskill Blvd		DELMAR	NY	12054
Atlantic Testing Laboratories, Limited	P.O. Box 29	6431 US Highway 1	CANTON	NY	13617
Audio Video Corp.	213 Broadway		ALBANY	NY	12204
Audio Visual Sales & Service Inc.	2601 Curry Road		SCHENECTADY	NY	12303

Vendor	Street 1	Street 2	City	State	Zip
August Incorporated	354 Congress Park Drive		DAYTON	OH	45459
Aurora Plumbing Co., Inc.	5800 Seneca Street		ELMA	NY	14059
AutoMate Scientific Inc	650 University Ave, #5		BERKELEY	CA	94710
Avon/Liberty Ecectrical Supplies a Divis	Division of WESCO Distribution Inc.	60 Hoffman Avenue	HAUPPAUGE	NY	11788
AWL Industries, Inc.	460 Morgan Avenue		BROOKLYN	NY	11222
Axis Inc	210 Meister Avenue		SOMERVILLE	NJ	08876
B & G Electrical Contractors of New York	7100 New Horizons Blvd		AMITYVILLE	NY	11701
B&H Photo-Video	420 Ninth Avenue		NEW YORK	NY	10001
B. Braun Medical Inc.	824 Twelfth Avenue		BETHLEHEM	PA	18018
B.P.& J. Associates, Inc.	33 Walt Whitman Rd, Suite 106		HUNTINGTON STATION	NY	11746
Baer And Associates	2495 Main Street, Suite 470		BUFFALO	NY	14214
Bagnall Electric Inc.	P.O. Box 577		SHERBURNE	NY	13460
Baldassano Architecture LLP	31 West Main Street, Suite 205		PATCHOGUE	NY	11772
Barjan Manufacturing Ltd.	28 Baiting Place Road		FARMINGDALE	NY	11735
Bast Hatfield Construction LLC	1399 Vischers Ferry Road		CLIFTON PARK	NY	12065
Bast Hatfield, Inc.	1399 Vischers Ferry Road		CLIFTON PARK	NY	12065
BBR Contracting Corp.	163 22nd Street		BROOKLYN	NY	11232
Beardsley Design Assoc Arch Eng Lndscp	Engineering, Landscaping Architecture PC	64 South Street	AUBURN	NY	13021
Beaubois Canada Inc.	521 6th Avenue		Saint-Georges	QU	G5Y 5B7
Beckley Cardy Group	138 Bluebird Drive		MONTGOMERY	NY	12549
Belt Painting of New York Corp.	1540 West Elizabeth Avenue		LINDEN	NJ	07036
Berchtold Corporation	1950 Hanahan Road		CHARLESTON	SC	29406
Berger & Webb, LLP	7 Times Square		NEW YORK	NY	10036
Bergmann Associates Inc.	200 First Federal Plaza	28 East Main Street	ROCHESTER	NY	14614
Bernstein & Associates - Architects	59 West 19th Street		NEW YORK	NY	10011
Best Roofing of New Jersey, Inc.	30 Midland Avenue		WALLINGTON	NJ	07057
Betacon Construction, Inc.	6920 State Route 5 & 20	PO Box 249	BLOOMFIELD	NY	14469
Betons Prefabriques du Lac, Inc.	890 rue des Pins Quest		Alma	QU	G8B 7R3
Beyer Blinder Belle Arch & Planners	41 East 11th Street		NEW YORK	NY	10003
Big Apple Occupational Safety, Inc.	505 Eight Ave., Suite 2305		NEW YORK	NY	10018
Biltmore General Contracting Inc.	526 Midland Avenue		STATEN ISLAND	NY	10306
BioCold Environmental Inc.	239 Seebold Spur		FENTON	MO	63026
Biopac Systems, Inc.	42 Aero Camino		GOLETA	CA	93117
Bio-Rad Laboratories Inc.	2000 Alfred Nobel Drive		HERCULES	CA	94547

Vendor	Street 1	Street 2	City	State	Zip
BioVision Technologies Inc.	64 E.Uwchlan Avenue #273		EXTON	PA	19341
Biscom Inc.	321 Billerica Road		CHELMSFORD	MA	01824
Bitplane Inc.	425 Sullivan Avenue, Suite #3		SOUTH WINDSOR	CT	06074
BJJ Engineers & Architects	393 Jericho Turnpike		MINEOLA	NY	11501
Blackboard, Inc.	1899 L Street NW	Fifth Floor	WASHINGTON	DC	20036
Blockhouse Co., Inc.	3285 Farmtrail Road		York	PA	17406-5602
Blue Diamond Sheetmetal, Inc.	1165 Station Road		MEDFORD	NY	11763
Blue Lion BioTech LLC	7520 Heather Ave. SE		SNOQUALMIE	WA	98065
BlueWater Communications Group LLC	110 Parkway Drive South, Suite A		HAUPPAUGE	NY	11788
BN Systems, Inc.	4213 N. Buffalo Rd.		ORCHARD PARK	NY	14127
Boland's Excavating & Topsoil Inc.	1403 Milburn Drive		CONKLIN	NY	13748
Bombard Excavating Corp.	7124 Clark Road		MIDDLE GROVE	NY	12850
Bond Schoeneck & King PLLC	111 Washington Avenue		ALBANY	NY	12210
Bond Schoeneck & King PLLC	One Lincoln Center		SYRACUSE	NY	13202
Borroughs Corporation	Drawer #1220	P.O. Box 5935	TROY	MI	48007
Bossa Nova Technologies LLC	606 Venice Blvd, Suite B		LOS ANGELES	CA	90066
Bostwick Purcell Architects	222 Grace Church St.		PORT CHESTER	NY	10573
Bovis Lend Lease LMB, Inc.	200 Park Avenue		NEW YORK	NY	10166
BP Mechanical Corporation	83-40 72nd Drive		RIDGEWOOD	NY	11385
BQE Industries, Inc.	40-49 72nd Street		WOODSIDE	NY	11377
Bradford Construction Corp.	545 Eighth Avenue, 19th Floor		NEW YORK	NY	10018
Brain Vision LLC	2500 Gateway Centre Blvd, Ste 400		MORRISVILLE	NC	27560
Brite Computers	7647 Main Street Fishers		VICTOR	NY	14564
Brockport Central School District	40 Allen Street		BROCKPORT	NY	14420
Brown & Brown of New York Inc.	45 East Avenue		Rochester	NY	14604-2286
Bruker AXS Inc.	5465 East Cheryl Parkway		MADISON	WI	53711
Bruker BioSpin Corporation	15 Fortune Drive		BILLERICA	MA	01821
Bruker Optics, Inc.	19 Fortune Drive		BILLERICA	MA	01821
Bryant Burgher Jaffe & Roberts LLP	757 Third Avenue, Suite 1501		NEW YORK	NY	10017
Bryant Burgher Jaffe LLP	220 East 42nd Street	Suite #3302	NEW YORK	NY	10017
Buffalo Hotel Supply Co. Inc.	5801 County Rd. 41		FARMINGTON	NY	14425
Building Green LLC	2 Stowe Road Ste 3A		PEEKSKILL	NY	10566
Bunkoff General Contractors Inc.	790 Watervliet-Shaker Road		LATHAM	NY	12110
Burniche Piping, Inc. d/b/a BPI Piping	95 Hudson River Road		WATERFORD	NY	12188

Vendor	Street 1	Street 2	City	State	Zip
Burns Bros. Contractors, Inc.	P.O. Box 607	US Highway 11	POTSDAM	NY	13676
Burt Hill	P.O. Box 360248M		PITTSBURGH	PA	15251
Butler Management Group LLC	2 Chadwick Court		PRINCETON JUNCTION	NJ	08550
Butler Woodcrafters, Inc.	P.O. Box 99		CHASE CITY	VA	23924
Butler Woodcrafters, Inc.	413 AA Branchway Road		RICHMOND	VA	23236
Buttrick White & Burtis Architects, LLP	c/o Samuel G. White FAIA	Platt Byard Dovel	NEW YORK	NY	10011
C & S Engineers, Inc.	499 Col. Eileen Collins Boulevard		SYRACUSE	NY	13212
C&M Door Controls Inc	20 Markley St.		PORT READING	NJ	07064
C&W Cleaning Service Inc.	309 Lafayette Ave, Suite 11-I		BROOKLYN	NY	11238
C.B. Strain & Son Inc.	417 Manchester Road (Rt. 55)	P.O. Box 3418	POUGHKEEPSIE	NY	12603
C.J. Brown Energy, P.C.	4245 Union Road	Suite 204	BUFFALO	NY	14225
C.T. Male Associates, P.C.	50 Century Hill Drive		LATHAM	NY	12110
CA PRO ASSOCIATES, INC	P.O. Box 358	Route 86	RAY BROOK	NY	12977
Cablevision Systems New York City Corp	P.O. Box 371378		Pittsburgh	PA	15250 7372
CAEN Technologies Inc.	1140 Bay Street, Suite 2C		STATEN ISLAND	NY	10305
Cahill/Wink LLP	60 Railroad Place		SARATOGA SPRINGS	NY	12866
Calcedo Construction Corp.	10 Midland Avenue		PORT CHESTER	NY	10573
Cameron Engineering & Associates, LLP	100 Sunnyside Boulevard		WOODBURY	NY	11797
Campbell Scientific, Inc.	815 West 1800 North		LOGAN	UT	84321
Campito Plumbing & Heating Inc.	3 Hemlock Street		LATHAM	NY	12110
Cannon Design Architecture & Engineering	Engineering P.C.	2170 Whitehaven P	GRAND ISLAND	NY	14072
Cannon Design, Inc.	360 Madison Avenue, 11th Floor		NEW YORK	NY	10017
Canon Business Solutions Inc.	15004 Collection Center Drive		CHICAGO	IL	60693
Capital District Chapter NYSBOC	6750 Fuller Station Road		SCHENECTADY	NY	12303
Capital District Electric Inc.	PO Box 204	515 Main Street, Su	CAIRO	NY	12413
Capital District Transportation Authorit	Authority	110 Watervliet Ave	ALBANY	NY	12206
Capital EAP	Warren Medical Arts Building	650 Warren Street	ALBANY	NY	12208
Caples Jefferson Architects	37-18 Northern Boulevard, Suite 319		LONG ISLAND CITY	NY	11101
Capsa Solutions LLC	4800 Hilton Corporate Drive		Columbus	OH	43232-4150
Cardinal Health 200 LLC	1430 Waukogan Road		WAUKEGAN	IL	60085
Carl Zeiss Microimaging LLC	One Zeiss Drive		THORNWOOD	NY	10594
Carolina Business Furniture	PO Box 2127		HIGH POINT	NC	27261
Carolina Business Furniture a Division o	of OFS Brands Inc.	1204 East 6th St.	HUNTINGBURG	IN	47542
Carousel Industries of North America Inc	659 South Country Trail		EXETER	RI	02822

Vendor	Street 1	Street 2	City	State	Zip
Carpet Castle Inc.	2926 Transit Road		BUFFALO	NY	14224
Carter, Ledyard & Milburn LLP	2 Wall Street		NEW YORK	NY	10005
Case Medical Inc.	19 Empire Boulevard		SOUTH HACKENSACK	NJ	07606
Cashin Associates, P.C.	1200 Veterans Memorial Highway		HAUPPAUGE	NY	11788
Cater One NYC LLC d/b/a Cafe Metro	315 Madison Ave, Suite 1501		NEW YORK	NY	10017
Cauldwell Wingate Company, LLC	380 Lexington Avenue	53rd Floor	NEW YORK	NY	10168
CBORD Group Inc.	61 Brown Road		ITHACA	NY	14850
CDW Government	75 Remittance Drive, Suite 1515		CHICAGO	IL	60675
CDW Government	230 N. Milwaukee Avenue		VERNON HILLS	IL	60061
Cedrus Corporation	P.O. Box 6309		SAN PEDRO	CA	90734
CEM Corporation	P.O. Box 200		MATTHEWS	NC	28106
Centennial Elevator Industries, Inc.	23-82 Brooklyn Queens Expwy W.		ASTORIA	NY	11103
Central Contracting LLC	797 Wall Street		WEST WINFIELD	NY	13491
Central Hudson Gas & Electric Corp.	Corporation	284 South Avenue	POUGHKEEPSIE	NY	12601
Central Parking Systems Inc.	1 Penn Plaza		SAINT LOUIS	MO	63179
Central Parking Systems Inc.	P.O. Box 790402		SAINT LOUIS	MO	63179
Centurion Business Machines Inc.	1237 Central Avenue, Suite 110		ALBANY	NY	12205
Certified Moving & Storage	286 Madison Avenue		NEW YORK	NY	10017
Chaca Equipment Company	P.O. Box 36	31 Dellay Avenue	Rosendale	NY	12472-0036
Chaintreuil Jensen Stark Architects LLP	54 South Union Street		ROCHESTER	NY	14607
Chapel 25 Hotel Associates d/b/a Hampton	Inn and Suites Albany Downtown	25 Chapel Street	ALBANY	NY	12210
Charan Electrical Enterprises Inc	27-14 39th Avenue		LONG ISLAND CITY	NY	11101
Charles T. Driscoll Masonry	4562 Jordan Road		SKANEATELES FALLS	NY	13153
Chelsea Computer Inc.	21 E. 4th Street, Suite 615		NEW YORK	NY	10003
Chelsea West Architects PLLC	514 West 25th Street, 4th Floor		NEW YORK	NY	10001
Chicago Title Insurance Company	711 3rd Ave 5th Floor		New York	NY	10017-4014
Choicecomm LLC	2145 Cabin Branch Ct.		MOUNT AIRY	MD	21771
Christa Construction, LLC	119 Victor Heights Parkway		VICTOR	NY	14564
Christopher Beck d/b/a Becktech	1166 Carlls Straight Path		HUNTINGTON STATION	NY	11746
CIR Electrical Construction Corp.	400 Ingham Avenue		BUFFALO	NY	14218
Cisco General Construction Inc.	87-11 118th Street, Suite 2B		RICHMOND HILL	NY	11418
Cisco WebEx LLC	16720 Collections Center Drive		CHICAGO	IL	60693
Citadel Construction Corp	220 5th Avenue 2nd Floor		NEW YORK	NY	10001
Citibank	P.O. Box 183173		COLUMBUS	OH	43218

Vendor	Street 1	Street 2	City	State	Zip
Citizens Telecommunications Company of N	NY Inc. d/b/a Frontier Communication of	New York	Rochester	NY	14602-0567
Citrix Systems, Inc.	P.O. Box 931686		ATLANTA	GA	31193
City University of New York	Office of Budget and Finance	230 West 41st Stre	NEW YORK	NY	10036
Civetta/Cousins Joint Venture	1100 East 156th Street		BRONX	NY	10461
Clark Equipment Company d/b/a Bobcat	Company	250 E. Beaton Drive	WEST FARGO	ND	58078
Clark Security Products, Inc.	P.O. Box 31001-1195		PASADENA	CA	91110
Classico Building Maintenance Inc.	2580 Boston Road		BRONX	NY	10467
Claude Mayo Construction Co., Inc.	53 Humber Avenue		BUFFALO	NY	14215
Clear it Out Contracting LLC	211 Tecumseh Avenue		MOUNT VERNON	NY	10553
Clifford R. Gray, Inc.	2360 Maxon Road		SCHENECTADY	NY	12308
CME Associates, Inc.	P.O. Box 696		Central Square	NY	13036-0696
CNA Enterprises, Inc.	33-56 11 Street		ASTORIA	NY	11106
CNY Elevator Inspections, Inc.	126 North Salina Street, Suite 305		SYRACUSE	NY	13202
Cobleskill Stone Products, Inc.	P.O. Box 220		COBLESKILL	NY	12043
Code Consultants Inc.	2043 Woodland Parkway, Suite 300		St. Louis	MO	63146-4136
Cogent Communications Inc.	P.O. Box 791087		BALTIMORE	MD	21279
Coherent, Inc.	5100 Patrick Henry Drive		SANTA CLARA	CA	95054
Collins + Scoville Architects PC d/b/a	CS Arch	40 Beaver Street	ALBANY	NY	12207
Color Methods Inc. d/b/a CMI Communicati	Communications	400 Mile Crossing E	ROCHESTER	NY	14624
Comeback Express	515 Broadway		ALBANY	NY	12207
Commonwealth Land Title Insurance Co.	d/b/a LandAmerica Commonwealth	2 Grand Central To	NEW YORK	NY	10017
Communications Audio Visual	861 Hunt Road	Ste. 100	NEWTOWN SQUARE	PA	19073
Community Electric Inc.	124 Granite Avenue		STATEN ISLAND	NY	10303
Community Playthings	359 Gibson Hill Road		CHESTER	NY	10918
Community, Div. of Jasper Seating Co.Inc	225 Clay Street	P.O. Box 231	JASPER	IN	47547
Comprise Technologies Inc.	1041 Route 36 West Bldg B	P.O. Box 425	NAVESINK	NJ	07752
Compulink Technologies Inc.	214 West 29th Street, 2nd Floor		NEW YORK	NY	10001
Computer Aid, Inc.	P.O. Box 785526		PHILADELPHIA	PA	19178
Con Edison	4 Irving Place		NEW YORK	NY	10003
Con Edison	JAF Station	P.O. Box 1701	NEW YORK	NY	10116
Conbuild Associates, Inc.	1713-1715 8th Avenue	Suite #3	BROOKLYN	NY	11215
Concepts Office Furnishings, Inc.	280 North Midland Ave, Bldg J Unit 204		SADDLE BROOK	NJ	07663
Conceptual Site Furnishings Inc.	900-47th Street, Suite B		WYOMING	MI	49509
Concord Electric Corp.	705 Maple Street		ROCHESTER	NY	14611

Vendor	Street 1	Street 2	City	State	Zip
ConMas, Incorporated	19 Alice Street		BINGHAMTON	NY	13904
Connors-Haas, Inc.	6337 Dean Parkway		ONTARIO	NY	14519
Consolidated Edison Co. of NY, Inc.	Treasury Operations	4 Irving Place, Rm.	NEW YORK	NY	10003
Constructomics LLC	45 West 21st St Street, 5th Floor		NEW YORK	NY	10010
Continental Construction, LLC	2125 State Highway 812	P.O. Box 358	GOUVERNEUR	NY	13642
Contracting Management, Inc.	624 S.R.49	POB 378	BERNHARDS BAY	NY	13028
Controlled Environments Inc.	P.O. Box 347	222 South 5th Street	PEMBINA	ND	58271
Controlled Inspections Inc.	Elmsford Executive Park, Bld 5	2269 Saw Mill River	ELMSFORD	NY	10523
Corbex, Inc.	74-16 Grand Avenue	Suite #30	ELMHURST	NY	11373
Core BTS Inc.	201 West 103rd Street, Suite 240		INDIANAPOLIS	IN	46290
Cornell & Cornell, LLP	82 Maple Avenue		NEW CITY	NY	10956
Corporate Floors USA LLC	1300 Mt. Read Blvd.		ROCHESTER	NY	14606
Corporate Relocation Systems Inc.	64-54 Maurice Avenue		MASPETH	NY	11378
Corr Distributors, Inc.	89 Pearce Avenue		TONAWANDA	NY	14150
Cortech Solutions Inc.	1409 Audubon Blvd, Unit B1		WILMINGTON	NC	28403
Cost Concepts, Inc.	104 Bedell Place		MELVILLE	NY	11747
Couch White,LLP	540 Broadway	P.O. Box 22222	ALBANY	NY	12201
Country Carpet Distributors, Inc.	207 Robbins Lane		SYOSSET	NY	11791
Covad Communications d/b/a MegaPath	Dept 33408	P.O. Box 39000	SAN FRANCISCO	CA	94139
Crandell Associates, Architects and Faci	Facility Planners, P.C.	5 Grove Avenue, Bldg	GLENS FALLS	NY	12801
Crawford & Company	Executive Park	Stuyvesant Plaza	ALBANY	NY	12203
Creative Interiors Plus LLC	201 Rt 17 North		RUTHERFORD	NJ	07070
Creative Source Inc.	27 West 24th Street, Suite 406		NEW YORK	NY	10010
Crescent Contracting Corp.	2800 Webster Avenue		BRONX	NY	10458
Cross Fire & Security Co, Inc.	1756 86th Street		BROOKLYN	NY	11214
Croxton Collaborative Architects, PC	475 Fifth Avenue, 22nd Floor		NEW YORK	NY	10017
Cryo Industries of America Inc.	11124 S. Willow Street		MANCHESTER	NH	03103
CS Stars LLC	1212 Ross Street		AMARILLO	TX	79102
CSA Group NY Architects & Engineers P.C.	17 Battery Place, Suite 100		NEW YORK	NY	10004
CSC	P.O. Box 13397		Philadelphia	PA	191013397
CTPHX Inc.	110 West 40th Street, Suite 1404		NEW YORK	NY	10018
Cullen and Dykman	100 Quentin Roosevelt Boulevard		GARDEN CITY	NY	11530
Culver Floor Covering Co., Inc	2411 Avenue X		BROOKLYN	NY	11235
Cummings Construction LLC	125 State Street	Suite 100B	ROCHESTER	NY	14614



Vendor	Street 1	Street 2	City	State	Zip
Currimbhoy & Cassidy LLC	208 West 30th Street		NEW YORK	NY	10001
Curtis + Ginsberg Architects LLP	299 Broadway, Suite 1107		NEW YORK	NY	10007
Custom Fabrication Inc.	2903 NY Route 7	P.O. Box 431	HARPURSVILLE	NY	13787
Customer Expressions Corp	940 Belfast Road, Suite 201		Ottawa	ON	K1G4A2
Cyan Contracting Corp	150-03 14th Road		WHITESTONE	NY	11357
D & K Construction Co., Inc.	155 Union Avenue		MIDDLESEX	NJ	08846
D.J. Heating & Air Conditioning, Inc.	1409 Route 9W		MARLBORO	NY	12542
D.W.B., Inc.	P.O. Box 440		LA FAYETTE	NY	13084
Dale Electronics Corp	22 West 19th Street		NEW YORK	NY	10011
Danco Electrical Contractor	40-17 24th Street		LONG ISLAND CITY	NY	11101
Daniel J. D'Amico Plbg & Htg	68 Middle Street		GENEVA	NY	14456
DASGIP BioTools LLC	151 Memorial Drive, Suite B		SHREWSBURY	MA	01545
Dasny Mechanical, Inc.	59-21 160th Street		FRESH MEADOWS	NY	11365
DataFlow Inc.	320 North Goodman Street, Suite 200		ROCHESTER	NY	14607
Daucher Electric, Inc.	7706 Maltlage Drive		LIVERPOOL	NY	13090
David Edward Company Ltd	1407 Parker Road		HALETHORPE	MD	21227
David R. Wieboldt, Architect	41 Dolson Avenue		MIDDLETOWN	NY	10940
Davis Wallbridge Inc.	Pyle Drive		EAST SYRACUSE	NY	13057
Davis-Ulmer Sprinkler Co., Inc	300 Metro Park		ROCHESTER	NY	14623
Davis-Ulmer Sprinkler Co., Inc.	7633 Edgecomb Drive		LIVERPOOL	NY	13088
Davis-Ulmer Sprinkler Co., Inc.	1 Commerce Dr		BUFFALO	NY	14228
Day Automation Systems, Inc.	7931 Rae Boulevard		VICTOR	NY	14564
DCD Builders & Developers LLC	30 E 98th Street		BROOKLYN	NY	11212
DDC Air Conditioning	375 North Street Unit S		TETERBORO	NJ	07608
De Lage Landen Financial Services	P.O. Box 41602		PHILADELPHIA	PA	19101
Dean Builders Group, Inc.	305 Northern Boulevard, Suite 102		GREAT NECK	NY	11021
Deborah Bradley Construction	481 Manhattan Avenue		NEW YORK	NY	10027
Debrino Caulking Assoc, Inc.	1304 Route 9		CASTLETON ON HUDSON	NY	12033
Del Imaging Systems LLC	1781 Highland Avenue		CHESHIRE	CT	06410
Delidakis Construction Co. Inc	118 15th Street		BROOKLYN	NY	11215
Dell Marketing Corporation	One Dell Way		ROUND ROCK	TX	78682
Dell Marketing L.P.	P.O. Box 643561		PITTSBURGH	PA	15264
Delric Construction Co., Inc.	845 Belmont Avenue		HALEDON	NJ	07508
Delta Engineers Architects & Land Survey	Surveyor PC	860 Hooper Road	ENDICOTT	NY	13760

Vendor	Street 1	Street 2	City	State	Zip
Delta Engineers, P.C.	184 Court Street		BINGHAMTON	NY	13901
Deltex Electric Inc.	220 Elk Street		BUFFALO	NY	14210
Dembling + Dembling Architects, P.C.	307 Washington Avenue		ALBANY	NY	12206
Denville Scientific Inc.	P.O. Box 4588		METUCHEN	NJ	08840
Design 2147 Ltd	52 Diamond Street		BROOKLYN	NY	11222
DESIGN EAST	6838 E. GENESEE ST.		FAYETTEVILLE	NY	13066
Design Specialists Inc. d/b/a Corporate	Interiors	4103 New Court Av	SYRACUSE	NY	13206
Design X Mfg. Inc.	83 Spencer Plain Rd		OLD SAYBROOK	CT	06475
Deutscher & Daughter Inc.	105-07 150 Street	P.O. Box 350306	JAMAICA	NY	11435
Dewberry-Goodkind, Inc.	200 Broadacres Drive, 4th Floor		BLOOMFIELD	NJ	07003
DIATOME U.S.	1560 Industry Road	P.O. Box 410	HATFIELD	PA	19440
Diebold Enterprise Security Systems Inc.	P.O. Box 643731		PITTSBURGH	PA	15264
Dierks Heating Company, Inc.	43-32 33rd Street		LONG ISLAND CITY	NY	11101
Digital Darkroom and Photography Inc.	385 Broadway	Ground Floor	NEW YORK	NY	10013
Dimitri Enterprises, Inc.	135 58th Street, 2nd Floor		BROOKLYN	NY	11220
Discover General Contractors Corp	506 South 9th Avenue		MOUNT VERNON	NY	10550
DJH Mechanical Associates Ltd.	155 Kingsbridge Road East		MOUNT VERNON	NY	10550
DLT Solutions, Inc.	P.O. Box 102549		ATLANTA	GA	30368
DMJM+Harris Inc.	605 Third Avenue		NEW YORK	NY	10158
DOME-TECH, Inc.	510 Thornall Street Suite 170		EDISON	NJ	08837
Dow Electric Inc.	3874 State Route 11		MALONE	NY	12953
Drohan Lee LLP	489 Fifth Avenue		NEW YORK	NY	10017
Dun & Bradstreet	P.O. Box 75434		CHICAGO	IL	60675
DVI-ADCO Joint Venture	201 Edward Curry Avenue		STATEN ISLAND	NY	10314
Dvirka & Bartilucci	330 Crossways Park Dr.		WOODBURY	NY	11797
Dynasty Cleaning Company	P.O. Box 452		COMMACK	NY	11725
DynTek Services Inc.	P.O. Box 677005		Dallas	TX	75267-7005
Dyntek Services Inc.	1250 Broadway, Suite 3801		NEW YORK	NY	10001
E & F Walsh Building Company, LLC	40 Connecticut Avenue		NORWICH	CT	06360
E and G Electrical Contracting Corp.	923 71 Street		BROOKLYN	NY	11228
E Electrical Contracting LLC	10 Railroad Avenue		EAST NORTHPORT	NY	11731
E&i Cooperative	450 Wireless Blvd.		HAUPPAUGE	NY	11788
E. G. Bowman Co., Inc.	97 Wall Street		NEW YORK	NY	10005
E.A. Morse & Co. Inc.	11-25 Harding Street	P.O. Box 728	MIDDLETOWN	NY	10940

Vendor	Street 1	Street 2	City	State	Zip
E.L. Smyth Inc.	12 Suffolk Street		SAG HARBOR	NY	11963
e.nfrastructure Technologies Inc.	5 Enterprise Avenue		CLIFTON PARK	NY	12065
E.W. Howell Co., Inc.	113 Crossways Park Drive		WOODBURY	NY	11797
EA Engineering PC	P.O. Box 23865		Baltimore	MD	21203-5865
Eagle Transfer Corp.	23-02 49th Avenue, 6th Floor		LONG ISLAND CITY	NY	11101
Earth Tech Northeast, Inc.	40 British American Blvd.		LATHAM	NY	12110
East Electric Of NYC, Inc.		7 Bruckner Boulevard	BRONX	NY	10454
Eastco Building Services, Inc.	130 Brook Avenue		DEER PARK	NY	11729
Eastern Building & Restoration, Inc	2 Commerce Avenue		ALBANY	NY	12206
Eastern Copy Products	10 Capitol Street		Nashua	NH	03063 1328
Eastern Excavation Inc.	59 Nepperham Avenue		ELMSFORD	NY	10523
Eastern State Sentinel Alarm Services	Alarm Services Inc.	5647 Seneca Street	BUFFALO	NY	14224
Ebenisterie Beaubois Ltee	521 6th Avenue		Saint-Georges	QU	G5Y0H1
Edge Technology Group LLC	1 American Lane		GREENWICH	CT	06831
Edgemont Enterprises Inc.	11 High Point Lane		SCARSDALE	NY	10583
Education Management Solutions Inc.	440 Creamery Way, Suite 100		EXTON	PA	19341
Edwards & Kelcey Engineers Inc	5 Penn Plaza, 18th Floor		NEW YORK	NY	10001
Edwards Vacuum Inc.	6400 Inducon Corporate Dr.		SANBORN	NY	14132
EFG Construction Corp.	1258 Village Avenue		BALDWIN	NY	11510
Egan Visual International Inc.	300 Hanlan Road		Woodbridge	ON	L4L3P6
Ehasz Giacalone Architects,PC	431 Conklin Street		FARMINGDALE	NY	11735
Ehrenkrantz Eckstut & Kuhn Architects PC	161 Avenue of the Americas 3rd Floor		NEW YORK	NY	10013
EIA Datacom Inc.	31-00 47th Avenue, Suite 1130		LONG ISLAND CITY	NY	11101
Einhorn Yaffee Prescott, Arch & Eng P.C.	Argus Bldg., PO Box 617		ALBANY	NY	12201
E-J Electric Installation Co.	46-41 Vernon Blvd.		LONG ISLAND CITY	NY	11101
Eldor Electric, LLC	18-15 129th Street		COLLEGE POINT	NY	11356
Electrical Geodesics, Inc.	1600 Millrace Drive, Suite 307		EUGENE	OR	97403
Electronic Business Products Inc.	PO Box 926		Latham	NY	121100926
Electronic Interface Associates Inc.	31-00 47th Avenue, Suite 1130		LONG ISLAND CITY	NY	11101
Elsevier Inc.	3251 Riverport Lane		MARYLAND HEIGHTS	MO	63043
EMCOR/Betlem Service Corporation	704 South Clinton Avenue		ROCHESTER	NY	14620
EME Consulting Engineering Group LLC	159 West 25th Street		NEW YORK	NY	10001
Empire Office Inc.	105 Madison Ave, 15th Fl		NEW YORK	NY	10011
Empire Office Inc.	GPO P.O. Box 27752		NEW YORK	NY	10087

Vendor	Street 1	Street 2	City	State	Zip
Empire State Renovation Corp.	15 Division Place		BROOKLYN	NY	11222
En Pointe Technologies Sales Inc.	18701 S. Figueroa Street		Gardena	CA	90248-4506
Enclos Corp	350 Fifth Avenue, Suite 4702		NEW YORK	NY	10118
Enclos Corporation	350 Fifth Avenue, Suite 4702		NEW YORK	NY	10118
ENSR Corporation	5015 Campuswood Drive, Suite 104		EAST SYRACUSE	NY	13057
Enviro-Control Technologies Inc.	331 Main Street		BINGHAMTON	NY	13905
Environmental Growth Chambers	510 East Washington St		CHAGRIN FALLS	OH	44022
Environmental Planning & Mgmt., Inc.	1983 Marcus Ave., Suite 109		NEW HYDE PARK	NY	11042
Erdman Anthony and Associates, Inc.	145 Culver Road, Suite 200		ROCHESTER	NY	14620
Ergonom Corporation d/b/a Erg Internatio	d/b/a ERG International	361 N. Bernoulli Cir	OXNARD	CA	93030
Evenson Best LLC	641 Avenue of The Americas 6th Floor		NEW YORK	NY	10011
Evergreene Architectural Arts	450 West 31st Street, 7th Floor		NEW YORK	NY	10001
Evertz Microsystems Ltd	5292 John Lucas Drive		Burlington	ON	L7L5Z9
Excel Homes Group, LLC	300 Corporate Center Drive Ste 602		CAMP HILL	PA	17011
Exemplis Corporation	6415 Katella Ave, Suite 200		CYPRESS	CA	90630
Exeter Group Inc.	One Canal Park		CAMBRIDGE	MA	02141
Expert Electric, Inc.	18-71 41st Street		ASTORIA	NY	11105
Extrel CMS LLC	575 Epsilon Dr		PITTSBURGH	PA	15238
F.E. Hale Mfg. Co., Inc.	P.O. Box 186	120 Benson Place	FRANKFORT	NY	13340
Facility Leaders in Architectural/Engine	Engineering Design, P.C. D/B/A Flad	& Associates	MADISON	WI	53711
Facility Leaders in Architecture/Enginee	Engineering Design, PC-d/b/a Flad	and Associates	NEW YORK	NY	10016
Fahs Construction Group, Inc.	2224 Pierce Creek Road		BINGHAMTON	NY	13903
Falcum Service Inc. d/b/a Master of Mobi	Mobility	550 Broadway	AMITYVILLE	NY	11701
Family Cleaning	10 Brookside Avenue		NEWBURGH	NY	12550
Family Danz Heating and Air Conditioning	and Air Conditioning Inc.	404 North Pearl Str	ALBANY	NY	12207
Fanshawe Inc. d/b/a Rockland Electric	58 East, Route 59-2nd Floor		NANJET	NY	10954
Federal Metal & Glass Corp.	104-07 180th Street		JAMAICA	NY	11433
Feldman Jacobson Abstract Corp.	94 Market Street		POUGHKEEPSIE	NY	12601
Felix Storch, Inc.	770 Garrison Ave		BRONX	NY	10474
Fellenzer Engineering	22 Mulberry Street		MIDDLETOWN	NY	10940
Ferran Development Corp.	127A East Carmans Road		FARMINGDALE	NY	11735
Ferrara, Fiorenza, Larrison, Barrett & R	Reitz, PC	5010 Campuswood	EAST SYRACUSE	NY	13057
FGI Corporation	1901 Amethyst Street		BRONX	NY	10462
Fiacco & Riley Construction	Knapp Station Rd.		NORWOOD	NY	13668

Vendor	Street 1	Street 2	City	State	Zip
Fianium Inc.	858 W. Park Street		EUGENE	OR	97401
Fidelity National Title Insurance Comp	Company of New York	One Park Avenue, S	NEW YORK	NY	10016
Firecom Inc.	39-27 59th Street		WOODSIDE	NY	11377
Firkins Drapery & Blinds	43 E. Park Drive		LOCKPORT	NY	14094
First American Title Insurance Company	633 Third Avenue		NEW YORK	NY	10017
First Environment Inc.	91 Fulton Street		BOONTON	NJ	07005
First Office A Division of OFS Brands In	Inc.	P.O. Box 633217	Cincinnati	OH	45263-3217
Fisher Hamilton L.L.C.	Bank of America Lockbox Services	13751 Collections C	CHICAGO	IL	60693
Fisher Scientific Company LLC	3970 Johns Creek Court	Suite 500	SUWANEE	GA	30024
Five Star Electric Corp.	101-32 101ST		OZONE PARK	NY	11416
Fleet Mechanical Systems	52-09 69th Street		MASPETH	NY	11378
Fletcher Thompson Architecture Engineeri	Engineering LLC	27 Schoolhouse Ro	SOMERSET	NJ	08873
FLIR Systems Inc.	70 Castilian Drive		GOLETA	CA	93117
Flooring Environment Inc.	2084 Route 9		ROUND LAKE	NY	12151
Flower City Glass Co., Inc.	188 M. Hope Avenue		ROCHESTER	NY	14620
Fluke Networks	P.O. Box 60000	File 74123	SAN FRANCISCO	CA	94160
FM Office Express Inc d/b/a Office Produ	Products	One Woodbury Blv	ROCHESTER	NY	14604
Foit-Albert & Assoc., P.C.	763 Main Street		BUFFALO	NY	14203
Foliot Furniture Inc.	721 Roland-Godard		Saint Jerome	QU	J7Y 4C1
Follett Corporation	801 Church Lane	P.O. Box D	EASTON	PA	18040
Fox Industries, LTD	One Commerce Street		BROOKLYN	NY	11231
FPI Mechanical, Inc.	11 Green Mountain Drive		COHOES	NY	12047
FPM Engineering Group P.C.	909 Marconi Avenue		RONKONKOMA	NY	11779
Framan Mechanical Inc.	259 New Brunswick Ave		FORDS	NJ	08863
France Casting	1713 Willox Ct. Unit A		FORT COLLINS	CO	80524
Freeman Enterprises, Inc.	20 East 46th Street, Suite 800		NEW YORK	NY	10017
Frener & Reifer America Inc	2-01 50th Avenue, Suite #21K		LONG ISLAND CITY	NY	11101
Fresh Meadow Mechanical Corp.	65-01 Fresh Meadow Lane		FRESH MEADOWS	NY	11365
Frey Electric Construction Co. Inc.	100 Pearce Avenue		TONAWANDA	NY	14150
FTP Today	11711 Princeton Pike		CINCINNATI	OH	45246
Fulcrum Facilities Services d/b/a Fulcru	The Fulcrum Group	61 Broadway, Suite	NEW YORK	NY	10006
Full Compass Systems Ltd	9770 Silicon Prairie Pkwy		VERONA	WI	53593
Fuller and D'Angelo, P.C.	45 Knollwood Road	Knollwood Tower	ELMSFORD	NY	10523
Furniture Consultants	641 Avenue of the Americas 2nd Floor		NEW YORK	NY	10011

Vendor	Street 1	Street 2	City	State	Zip
Fusion Architecture PLLC	One Fairchild Court, Suite 130		PLAINVIEW	NY	11803
Future Tech Consultants of New York, Inc	52 East 2nd Street		MINEOLA	NY	11501
G & A Renovations & Restoration Inc.	c/o Cardis Apt. 3K	1575 Williamsbridge	BRONX	NY	10461
G.P. Land & Carpet Corporation	5905 Lake Road South		BROCKPORT	NY	14420
Galasso Trucking & Rigging Inc.	2 Galasso Place		MASPETH	NY	11378
Gallitano & O'Connor LLP	257 East Main Street, Suite 300		BARRINGTON	IL	60010
Galvin Bros.,Inc/Madhue Contracting, Inc	a Joint Venture	149 Steamboat Road	GREAT NECK	NY	11024
Gandhi Engineering Inc.	111 John Street	3rd Floor	NEW YORK	NY	10038
Gartner Inc.	P.O. Box 911319		DALLAS	TX	75391
Gary Davie Construction	2 Oak Street		DEPOSIT	NY	13754
Gateway Industries Inc/J.D. Posillico In	Inc., A Joint Venture	1750 New Highway	FARMINGDALE	NY	11735
Gateway Industries, Inc.	366 North Broadway Suite 201		JERICO	NY	11753
Gavin Cabling Systems Inc.	20 Hempstead Turnpike		FARMINGDALE	NY	11735
Gaylord Bros., Inc.	P.O. Box 4901		SYRACUSE	NY	13221
GBA Consulting Engineers, LLC	200 Business Park Drive, Suite 106		ARMONK	NY	10504
GCA Abstract LLC d/b/a GCA Abstract Comp	Company	186 Joralemon Street	BROOKLYN	NY	11201
GDS Inc.	33 South Commercial Street	Suite 302	MANCHESTER	NH	03101
Gem Construction & Restoration Corp	723-15th Street		UNION CITY	NJ	07087
General Cable Industries Inc.	1770 Birchwood Avenue		DES PLAINES	IL	60018
General Electric d/b/a GE Healthcare	P.O. Box 2216		SCHENECTADY	NY	12301
General Mechanical Systems Inc	3 Rexford Way		CLIFTON PARK	NY	12065
Generation II Plumbing & Heating, Inc.	2628 St Raymond Avenue		BRONX	NY	10461
Genesee Scientific Corporation	8430 Juniper Creek Lane		SAN DIEGO	CA	92126
Genesys Engineering P.C.	629 Fifth Avenue, Suite 111		PELHAM	NY	10803
Geneva Scientific LLC	P.O. Box 408		FONTANA	WI	53125
Geomatrix Services, Inc.	210 East High Street		BOUND BROOK	NJ	08805
George J. Martin & Son Inc.	2 Cooper Avenue		RENSSELAER	NY	12144
Geo-Tech Construction Corp.	47 Allen Blvd		FARMINGDALE	NY	11735
Geotech Environmental Equipment Inc.	2650 East 40th Avenue		DENVER	CO	80205
Gerard's Plumbing & Heating Corp	4021 Avenue T		BROOKLYN	NY	11234
Getinge USA Inc	1777 East Henrietta Road		ROCHESTER	NY	14623
Gilbane Building Company	2 Rector Street, 24th Floor		NEW YORK	NY	10006
Gilbane Building Company	7 Jackson Walkway		PROVIDENCE	RI	02940
Gilbane/TDX Joint Venture	3150 Brunswick Pike		TRENTON	NJ	08648

Vendor	Street 1	Street 2	City	State	Zip
Gilbane/TDX Joint Venture	3150 Brunswick Pike	Suite 300	TRENTON	NJ	08648
Gleason, Dunn, Walsh And O'Shea	102 Hackett Boulevard		ALBANY	NY	12209
Glenman Construction Corp.	1 Odell Plaza		YONKERS	NY	10701
Global Elec. Contracting of Westchester	965 Nepperhan Avenue		YONKERS	NY	10703
Global Electrical Cont. of Westchester	Inc.	965 Nepperhan Av	YONKERS	NY	10703
Global Equipment Co.	P.O. Box 905713		CHARLOTTE	NC	28290
Global Surgical Corporation	3610 Tree Court Ind. Blvd.		SAINT LOUIS	MO	63122
GMDV Trans Inc.	c/o Bank of America, Escrow Agent	Attn:Anna Vacca	CHICAGO	IL	60603
GMDV Trans Inc.	67-48 182nd Street		FRESH MEADOWS	NY	11365
Gn Otometrics North America	125 Commerce Drive		SCHAUMBURG	IL	60173
Golden & Associates PC	One Grand Central Place	60 East 42nd Street	NEW YORK	NY	10017
Gonzalez, Saggio & Harlan LLP	292 Madison Avenue, Floor 19		NEW YORK	NY	10017
Gorick Construction Co., Inc.	27 Track Drive		BINGHAMTON	NY	13904
Goshow Architects, LLP	44 West 28th Street, 5th Floor		NEW YORK	NY	10001
Goshow Associates	44 West 28th Street, 5th Floor		NEW YORK	NY	10001
GovConnection Inc.	P.O. Box 382810		PITTSBURGH	PA	15250
Gramercy Group, Inc.	123 Frost Street, Suite A202		WESTBURY	NY	11590
Granicus Inc.	P.O. Box 49335		SAN JOSE	CA	95161
Grassland Equipment & Irrigation Corp	892-898 Troy Schenectady Rd.		LATHAM	NY	12110
Graybar Electric Co. Inc.	800 Huyler Street		TETERBORO	NJ	07608
Graybar Electric Company Inc.	P.O. Box 414396		BOSTON	MA	02241
Graystone Construction Corp.	175 Great Neck Rd, Suite 304		GREAT NECK	NY	11021
Green Building Certification Institute	P.O. Box 822964		PHILADELPHIA	PA	19182
Greenman-Pederson Inc.	400 Rella Boulevard, Suite 207		SUFFERN	NY	10901
Greyhawk North America LLC d/b/a	Greyhawk	40 Marcus Drive	MELVILLE	NY	11747
Grosso Door & Hardware Inc.	8805 Main Street		BUFFALO	NY	14221
Group Contract Inc.	P.O. Box 840		MONTVILLE	NJ	07045
Groupe Lacasse LLC	99 St. Pierre			QU	J0H1W0
Groupe Lacasse LLC	21553 Network Place		CHICAGO	IL	60673
GSO Graphics Inc.	336 West 37th Street		NEW YORK	NY	10018
GSS Infotech NY Inc.	1762 Central Avenue		ALBANY	NY	12205
Guilderland Sewer District	6011 State Farm Road		GUILDERLAND	NY	12084
Gym Source	40 East 52nd St.		NEW YORK	NY	10022
GZA GeoEnvironmental of New York	104 West 29th Street, 10th Floor		NEW YORK	NY	10001

Vendor	Street 1	Street 2	City	State	Zip
H.O. Penn Machinery Company Inc.	660 Union Avenue		HOLTSVILLE	NY	11742
Hadala Construction, Inc.	325 Grote Street		BUFFALO	NY	14207
Hage Carpet Co. Inc.	Box 335	4661 Commercial D	NEW HARTFORD	NY	13413
HAKS Engineers & Land Surveyors PC	40 Wall Street, 11th Floor		NEW YORK	NY	10005
Hancock and Moore d/b/a Cabot Wrenn	P.O. Box 1767		HICKORY	NC	28603
Handy Andy Home Improvement	87-18 Santiago Street		HOLLIS	NY	11423
Hanel Storage Systems LP	121 Industry Drive		PITTSBURGH	PA	15275
Hans Knutzen Associates Inc.	11 Prall Place		NYACK	NY	10960
Harbridge Consulting Group LLC	6 Rhoads Drive-Suite 7		UTICA	NY	13502
Hardy Holzman Pfeiffer & Assoc	902 Broadway		NEW YORK	NY	10010
Harmonic Inc.	4300 N. First Street		SAN JOSE	CA	95134
Harris Beach LLP	100 Wall Street, 23rd Floor		NEW YORK	NY	10005
Harris Beach PLLC	99 Garnsey Road		PITTSFORD	NY	14534
Harry F. Rotolo & Son, Inc.	390 East Main Street		MIDDLETOWN	NY	10940
Hartford Financial Services Group Inc.	P.O. Box 415738		BOSTON	MA	02241
Harvard Apparatus	84 October Hill Road		Holliston	MA	01746-1388
Hauben Daniel	3400 Fort Independence St #10B		BRONX	NY	10463
Hawkins, Delafield & Wood LLP	One Chase Manhattan Plaza 42nd Floor		NEW YORK	NY	10005
Haworth, Inc.	One Haworth Center		HOLLAND	MI	49423
Health Research Inc.	Riverview Center	150 Broadway, Suite	ALBANY	NY	12204
Heating & Piping Specialties Corp.	1800 Aldrich Lane, POB 477		LAUREL	NY	11948
Heitmann & Associates Inc.	14500 S Outer Forty Road, Suite 110		CHESTERFIELD	MO	63017
Hellman Electric Corporation	855 Brush Avenue		BRONX	NY	10465
Hellmuth Obata & Kassabaun P.C.	1065 Avenue of the Americas, 6th Floor		NEW YORK	NY	10018
Hellmuth, Obata & Kassabaum, P.C.	P.O. Box 200119		Dallas	TX	75320-0119
Helpern Architects, P.C.	21 East 4th Street		NEW YORK	NY	10003
Hendler Electric, Inc.	546 Lyell Avenue		ROCHESTER	NY	14606
Henick-Lane, Inc.	45-39 Davis Street		LONG ISLAND CITY	NY	11101
Henry Schein Inc.	135 Duryea Road		MELVILLE	NY	11747
Heritage Contract Flooring LLC	29 Depot Street		BUFFALO	NY	14206
Herman Miller for Healthcare	3295 River Exchange Dr.	Suite 405	NORCROSS	GA	30092
Herman Miller Inc.	133 Rahway Avenue		ELIZABETH	NJ	07202
Herman Miller Inc.	1177 Avenue of the Americas 17th Floor		NEW YORK	NY	10036
Herman Miller Inc. d/b/a Herman Miller	for Healthcare	200 Ashford Center	ATLANTA	GA	30338



Vendor	Street 1	Street 2	City	State	Zip
Herman Miller Inc. d/b/a Herman Miller	for Healthcare	855 East Main Ave	ZEELAND	MI	49464
Herricks Mechanical Corp.	190 Atlantic Avenue		NEW HYDE PARK	NY	11040
Hewitt Young Electric, LLC	645 Maple Street		ROCHESTER	NY	14611
Hewlett Packard Company	P.O. Box 101149		Atlanta	GA	30392-1149
Hewlett Packard Company	10810 Farnam Drive		OMAHA	NE	68154
Hickory Business Furniture LLC d/b/a	HBF/HBF Textiles	P.O. Box 8	HICKORY	NC	28603
Hill & Markes Inc.	P.O. Box 7		AMSTERDAM	NY	12010
Hill International, Inc.	303 Lippincott Centre		MARLTON	NJ	08053
Hill-Rom Co. Inc.	1069 State Route 46E		BATESVILLE	IN	47006
Hiscock & Barclay, LLP	80 State Street		ALBANY	NY	12207
Hi-Scope System Company	10 McKinley Street		CLOSTER	NJ	07624
Hitachi High Technologies America, Inc.	5100 Franklin Drive		PLEASANTON	CA	94588
Hitachi Kokusai Electric America Ltd	150 Crossways Park Drive		WOODBURY	NY	11797
Hi-Tech A/C Services Inc.	60 Otis Street		WEST BABYLON	NY	11704
HJ Brandeles Corporation	P.O. Box 529		UTICA	NY	13503
HMI Mechanical Systems, Inc.	345 Route 14 South		LYONS	NY	14489
Hodgson Russ LLP	The Guaranty Building	140 Pearl Street, Su	BUFFALO	NY	14202
Hoefler Communications Inc.	5894 East Seneca Turnpike		JAMESVILLE	NY	13078
Hogentogler & Co. Inc.	P.O. Box 2219		COLUMBIA	MD	21045
Hoguet Newman Regal & Kenney LLP	10 East 40th Street	35th Floor	NEW YORK	NY	10016
Holdsworth Klimowski Construction LLC	51 Goodway Drive South		ROCHESTER	NY	14623
Holland & Knight LLP	P.O.Box 864084		ORLANDO	FL	32886
Holmes King Kallquist & Associates, Arch	Architects LLP	575 North Salina St	SYRACUSE	NY	13208
Holsag Canada	164 Needham Street		Lindsay Ontario	CN	K9V 5R7
Holzmacher, McLendon & Murrell PC	575 Broad Hallow Rd		MELVILLE	NY	11747
Honeywell International Inc.	5 Dakota Drive, Suite 120		NEW HYDE PARK	NY	11042
Horiba Jobin Yvon Inc.	3880 Park Avenue		EDISON	NJ	08820
Horizon Engineering Associates LLP	1200 Veterans Highway, Suite 110		HAUPPAUGE	NY	11788
Horwitz Paper & Packaging Co. Inc. d/b/a	Horwitz Supply	340 Upper Oakwo	ELMIRA	NY	14903
Hoselton Chevrolet Inc.	909 Fairport Road		EAST ROCHESTER	NY	14445
Howard Kagan as Attorney and Veronika	Farago	1575 East 19th Stre	BROOKLYN	NY	11230
Huang, Arlan	270 Bowery Street		NEW YORK	NY	10012
Hudson Bay Environments Group LLC	47-07 32nd Place, Box 600		LONG ISLAND CITY	NY	11101
Hueber-Breuer Construction Co., Inc.	Post Office Box 515	148 Berwyn Avenu	SYRACUSE	NY	13205

Vendor	Street 1	Street 2	City	State	Zip
Huen New York Inc.	6695 Old Collamer Road		EAST SYRACUSE	NY	13057
Hugh O'Kane Electric Co. LLC	90 White Street		NEW YORK	NY	10013
Hughes Assoc Fire & Safety Eng of NY PC	Engineers of New York P.C.	200 Business Park	ARMONK	NY	10504
Hunter Roberts Construction Group LLC	2 World Financial Center - 6th Floor		NEW YORK	NY	10281
HVS, LLC	54 South Liberty Drive		STONY POINT	NY	10980
Hyman Hayes Associates LLC	6 Wembley Court		ALBANY	NY	12205
I.Miller Precision Optical Instruments	Inc.	35 N. Second Street	PHILADELPHIA	PA	19106
IBC Engineering, P.C.	3445 Winton Place, Suite 219		ROCHESTER	NY	14623
IBM Corporation	80 State Street		ALBANY	NY	12207
IBM Corporation	P.O. Box 643600		PITTSBURGH	PA	15264
ICOR Associates LLC	485 E. Route 1 South, Suite 320A		ISELIN	NJ	08830
ICORE Technologies LLC	30 Ellsworth Drive		PRINCETON JUNCTION	NJ	08550
IDEXX Distribution Inc.	One IDEXX Drive		WESTBROOK	ME	04092
Ikon Office Solutions Inc.	P.O. Box 827577		PHILADELPHIA	PA	19182
Image Packaging	231 W. Water Street, Ste 101		ELMIRA	NY	14901
Industrial Acoustics Company	1160 Commerce Avenue		BRONX	NY	10462
Information Systems Essentials d/b/a	ISE Office Plus	4422 Bronx Blvd	BRONX	NY	10470
Infosys International Inc.	110 Terminal Drive		PLAINVIEW	NY	11803
Inner Space Systems Inc.	162 Prospect Hill - Suite 104		BREWSTER	NY	10509
Innovative Management Solutions Inc.	7160 N. Dallas Parkway, Suite 300		PLANO	TX	75024
Innovative Mechanical Systems, Inc.	623 Young Street		TONAWANDA	NY	14150
Innovative Signage Systems Inc. d/b/a	d/b/a Signage Systems	6321 S.Salina Street	NEDROW	NY	13120
Integra Inc.	P.O. Box M	807 Wisconsin Street	Walworth	WI	53184 9517
InterCall Inc.	15272 Collections Center Drive		CHICAGO	IL	60693
Inter-Connection Electric, Inc	6821 8th Avenue		BROOKLYN	NY	11220
Intermedia Group Inc.	180 Varick Street, Suite 424		NEW YORK	NY	10014
Intermetro Industries Corp.	651 North Washington St.		WILKES BARRE	PA	18705
International Asbestos Removal Inc.	68-08 Woodside Avenue		WOODSIDE	NY	11377
Interphase Electric Corp.	79 Rocklyn Avenue		LYNBROOK	NY	11563
Interstate Masonry Corp.	58-17 59th Drive		MASPETH	NY	11378
Interworld Highway, LLC d/b/a Tequipment	Tequipment.net	205 Westwood Avenue	LONG BRANCH	NJ	07740
Ipreo Holdings LLC	dba I-Deal LLC	PO Box 26886	NEW YORK	NY	10087
Iron Mountain Off-site Data Protect.Inc	Protection Inc.	P.O. Box 27129	New York	NY	10087-7129
Iron Mountain Records Management, Inc.	P.O. Box 27128		NEW YORK	NY	10087

Vendor	Street 1	Street 2	City	State	Zip
Irwin Contracting Inc.	671 Old Willets Path		HAUPPAUGE	NY	11788
Irwin Seating Co. dba Irwin Telescopic	Seating Company	610 E. Cumberland	ALTAMONT	IL	62411
Island International Industries, Inc.	4062-81 Grumman Blvd.		CALVERTON	NY	11933
ISR Solutions	96 Route 173 West, Suite #2		HAMPTON	NJ	08827
Israel Berger & Associates, LLC	232 Madison Avenue		NEW YORK	NY	10016
Italine Inc.	205 Candlewood Path		HUNTINGTON STATION	NY	11746
IVCI LLC	601 Old Willets Path		HAUPPAUGE	NY	11788
IZI Plumbing & Heating Services Ltd.	291 Metropolitan Avenue		BROOKLYN	NY	11211
J & B Installations, Inc.	4449 Jordan Road	P.O. Box 188	SKANEATELES FALLS	NY	13153
J & R Corporate Sales	15 Park Row		NEW YORK	NY	10038
J Barr Construction Corp.	119-51 Metropolitan Avenue		KEW GARDENS	NY	11415
J. Kokolakis Contracting Inc.	1500 Ocean Avenue	Suite A	BOHEMIA	NY	11716
J. Luk Construction Co., LLC	796 Burdeck Street		SCHENECTADY	NY	12306
J. Martin Associates, Inc.	8 Armour Road		MAHWAH	NJ	07430
J. Petrocelli Construction Inc	100 Comac Street		RONKONKOMA	NY	11779
J. Petrocelli Contracting, Inc.	100 Comac Street		RONKONKOMA	NY	11779
J. S. McHugh Inc.	839 Stewart Avenue		GARDEN CITY	NY	11530
J.B.C. Contracting Co., Inc	200 East 7th Street		BROOKLYN	NY	11218
J.C. Millbank Construction Co., Inc.	128 Drake Road		PLEASANT VALLEY	NY	12569
J.H. Electric of New York, Inc	1 Detroit Rd		HUNTINGTON STATION	NY	11746
J.J. Curran & Son, Inc.	3 Van Buren Street		ALBANY	NY	12206
J.K.B. Contracting, Inc.	55 North Broadway		HICKSVILLE	NY	11801
J.M. Botto, Inc.	95 Commercial Street		PLAINVIEW	NY	11803
J.M.V. Associates LLC	38-39 Bell Boulevard, Suite 350		BAYSIDE	NY	11361
J.N.G. Construction Ltd.	316-324 Douglass Street		BROOKLYN	NY	11217
JAC Mechanical Services, Inc.	Post Office Box 403		HAMBURG	NJ	07419
Jackson Lewis LLP	P.O. Box 416019		BOSTON	MA	02241
Jacobs Facilities Inc.	Two Penn Plaza	Suite 0603	NEW YORK	NY	10121
Jacobs Project Management Co.	Two Penn Plaza	Suite 0603	NEW YORK	NY	10121
Jamaica Business Resource Center	90-33 160th Street		JAMAICA	NY	11432
Jambhekar Strauss Architects	15 West 36th Street		NEW YORK	NY	10018
James and Son Construction Co. Inc.	2460 Winding Way		SKANEATELES	NY	13152
James E. Hammel Inc.	21 North Street		BALDWINSVILLE	NY	13027
Jameson Roofing Co. Inc.	3761 East Lake Road		DUNKIRK	NY	14048

Vendor	Street 1	Street 2	City	State	Zip
JAMF Software LLC	1011 Washington Ave. S	Suite 350	MINNEAPOLIS	MN	55415
Jasper Group, JSI, Community, & Klem	225 Clay Street, P.O. Box 231		JASPER	IN	47546
Javen Construction Co., Inc.	2575 Baird Road		PENFIELD	NY	14526
JC Cleaning Services, Inc.	P.O. Box 701382		EAST ELMHURST	NY	11370
JCMS, Inc.	1741 Whitehorse-Mercerville Rd.	P.O.Box 3223	TRENTON	NJ	08619
JEMCO Electrical Contractors, Inc.	92-13 180th Street		JAMAICA	NY	11433
JEOL USA Inc.	11 Dearborn Road		PEABODY	MA	01960
Jerusalem Air, Inc.	854 Humboldt Street		BROOKLYN	NY	11222
JFD Sales Consulting Services Corp d/b/a	JFD Office Interiors or Office Interiors	11-12 44th Drive	LONG ISLAND CITY	NY	11101
JFK&M Engineers LLP	142 West 36th Street		NEW YORK	NY	10018
Jim Webber and Associates Inc.	29 West 15th Street, Suite #5		NEW YORK	NY	10011
Joan's Draperies Inc.	247 Higby Road		NEW HARTFORD	NY	13413
Jobco Incorporated	277 Northern Boulevard		GREAT NECK	NY	11021
Joerns LLC	19748 Dearborn Street		CHATSWORTH	CA	91311
John Ciardullo Associates, P.C.	575 Eighth Avenue, 20th Floor		NEW YORK	NY	10018
John D. Marcella Appliances & Son Inc.	560-564 Broadway		SCHENECTADY	NY	12305
John H. Black Company Inc.	8615 Wehrle Drive		BUFFALO	NY	14221
John Jay College of Criminal Justice	555 West 57th Street, Suite 606		NEW YORK	NY	10019
John Mills Electric, Inc.	P.O. Box 2068		ELMIRA	NY	14903
John Savoy & Son Inc.	300 Howard Street	P.O. Box 248	MONTOURSVILLE	PA	17754
John W. Danforth Company, Inc.	300 Colvin Woods Parkway		TONAWANDA	NY	14150
Johnson Controls Inc.	P.O. Box 905240		CHARLOTTE	NC	28290
Johnson Controls, Inc.	P.O. Box 905240		CHARLOTTE	NC	28290
Johnson Controls, Inc.	8 Skyline Drive, 1st Floor		HAWTHORNE	NY	10532
Jordan Panel Systems Corp	C/O Bank of America, Escrow Agent	Attn:Anna Vacca	CHICAGO	IL	60603
Joseph M. Chapman, Inc. d/b/a	Ducibella, Vantor and Santore.	Sturbridge Commo	NORTH HAVEN	CT	06473
Joseph R. Loring & Associates	21 Penn Plaza-14th Floor	360 West 31st Stre	NEW YORK	NY	10001
Joss Data Inc.	545 Metro Place South, Suite 100		DUBLIN	OH	43017
JSJ Furniture Corporation d/b/a Harter	36225 Treasury Center		CHICAGO	IL	60694
JSJ Furniture Corporation d/b/a ZOOM Se	Seating	P.O. Box 2787	FLORENCE	AL	35630
K.C. Daw Consulting LLC	22 Downing Street		WILLISTON PARK	NY	11596
Kalisch-Jarcho, Inc.	91-31 Queens Blvd., Suite 601		ELMHURST	NY	11373
Kallen & Lemelson, Consulting Eng.	520 Eighth Avenue,17th Floor		NEW YORK	NY	10018
Kandey Company Inc.	19 Ransier Drive		BUFFALO	NY	14224

Vendor	Street 1	Street 2	City	State	Zip
Kanta Electric Corp.	34-21 56th Street		WOODSIDE	NY	11377
KAPPA Services Corp	25-21 49th Street		ASTORIA	NY	11103
Kardex Remstar LLC	41 Eisenhower Drive		WESTBROOK	ME	04092
KARDEX Systems	P.O. box 171 Route 7 North		MARIETTA	OH	45750
Karl Storz Endoscopy-America, Inc.	600 Corporate Pointe		Culver City	CA	90230-7600
Karl's Plumbing & Heating	97-22 Metropolitan Ave		FOREST HILLS	NY	11375
Karl's Sales and Service Co. LLC	65 Passaic Ave		FAIRFIELD	NJ	07004
Keithley Instruments, Inc.	28775 Aurora Road		OLON	OH	44139
Kelley Drye and Warren LLP	101 Park Avenue		NEW YORK	NY	10178
Kenstar Construction Corp.	100 Keyland Court		BOHEMIA	NY	11716
Kevin Hom + Andrew Goldman Architects PC	45 East 20th Street, 7th Floor		NEW YORK	NY	10003
Keyspan Energy Management, Inc	30 Jericho Executive Plaza		JERICHO	NY	11753
KGK FS Corp.	50-01 25th Avenue	Suite 3	WOODSIDE	NY	11377
KI	Bin 088		Milwaukee	WI	53288-0088
Kideney Architects	200 John James Audubon Parkway		BUFFALO	NY	14228
Kideney Architects P.C.	200 John James Audubon Parkway		BUFFALO	NY	14228
Kimball Office a Division of Kimball Int	International Marketing Inc.	1600 Royal Street	Jasper	IN	47549-1002
Kinder Scientific Company LLC	12655 Danielson Court #305		POWAY	CA	92064
King & King Architects, LLP	358 West Jefferson Street		SYRACUSE	NY	13202
Kircher Construction Inc.	28 Mill Street		MOUNT MORRIS	NY	14510
Kirchhoff-Consigli Construction Managemen	Management LLC	199 West Road, Su	PLEASANT VALLEY	NY	12569
KJC Inc, d/b/a KJC Waterproofing	39 W. Quackenbush Ave.		DUMONT	NJ	07628
Klepper Hahn & Hyatt	5710 Commons Park Drive		EAST SYRACUSE	NY	13057
KMEL Corp d/b/a Keystone Precision Inst	Instruments	1670 East Race Stre	ALLENTOWN	PA	18109
KMQ Enterprises, Inc d/b/a Tailwind Asso	Tailwind Associates	1462 Erie Boulevar	SCHENECTADY	NY	12305
Knight Marketing Corp of NY	P.O. Box 780009		MASPETH	NY	11378
Knoll, Inc.	PO Box 157, 1235 Water St.		EAST GREENVILLE	PA	18041
Kohn Pedersen Fox Associates	111 West 57th Street		NEW YORK	NY	10019
Koko Contracting, Inc.	516 Route 25A		MOUNT SINAI	NY	11766
Kone, Inc.	47-36 35th Street		LONG ISLAND CITY	NY	11101
Konica Minolta Business Solutions USA In	USA Inc.	P.O. Box 403718	ATLANTA	GA	30384
Konica Minolta Business Solutions USA,	500 Day Hill Road		WINDSOR	CT	06095
Kordun Construction Corp.	69-41 76th Street		MIDDLE VILLAGE	NY	11379
KPMG LLP	Dept 0511	P.O. Box 120001	DALLAS	TX	75312

Vendor	Street 1	Street 2	City	State	Zip
Kronos Inc.	P.O. Box 845748		BOSTON	MA	02284
Krooth & Altman LLP	1850 M Street N.W. Suite 400		Washington	DC	200365803
Krueger International Inc. dba KI	1330 Bellevue Street	P.O. Box 8100	GREEN BAY	WI	54308
Kutak Rock LLP	P.O. Box 30057		OMAHA	NE	68103
L & B Construction Inc.	108-09 101 Avenue		SOUTH RICHMOND HILL	NY	11419
LaBella Associates, P.C.	300 State Street		ROCHESTER	NY	14614
Lacorte Companies, Inc.	630 Seventh Avenue		TROY	NY	12182
Laerdal Medical Corporation	167 Myers Corners Road		WAPPINGERS FALLS	NY	12590
Lafata-corallo Plbg. & Htg.	1414 65th Street		BROOKLYN	NY	11219
Lafata-Corallo Plumbing & Heating Inc.	1414 65th Street		BROOKLYN	NY	11219
Lake Shore Cryotronics, Inc.	575 McCorkie Blvd		WESTERVILLE	OH	43082
Landmark Flooring Concepts Inc	5 Interstate Avenue		ALBANY	NY	12205
Landscape Forms Inc	431 Lawndale Ave.		KALAMAZOO	MI	49048
Langan Eng. & Environ. Svcs, Inc	619 River Drive Center 1		ELMWOOD PARK	NJ	07407
Lanmark Group Inc	2125 Mill Avenue		BROOKLYN	NY	11234
Lapietra Machinery & Equipment Rental In	Inc.	5320 3rd Avenue	BROOKLYN	NY	11220
Lash Contracting Inc.	16 Hemlock Street		LATHAM	NY	12110
Law Offices of Michele A. Peters PC	545 8th Avenue, Suite 1270		NEW YORK	NY	10018
LAWS Construction Corp.	34 Irvington Street		PLEASANTVILLE	NY	10570
Learning Tree International USA Inc.	Dept AT 952907		ATLANTA	GA	31192
LeChase Construction Services, LLC	300 Trolley Boulevard		ROCHESTER	NY	14606
LeClaire-Fleming Mech Contr Inc	8479 Ridge Road		SODUS	NY	14551
Lecroy Corp.	PO Box 19051A		NEWARK	NJ	07195
Ledge Creek Development Inc.	10100 County Road		CLARENCE CENTER	NY	14032
Leewen Contracting Corp.	59-15 55th Street		MASPETH	NY	11378
Lehman College, CUNY	250 Bedford Park Boulevard West		BRONX	NY	10468
Leica Biosystems Richmond	16604 Collections Center Drive		CHICAGO	IL	60693
Leica Microsystems, Inc.	14008 Collections Center Drive		CHICAGO	IL	60693
Leica Microsystems, Inc.	2345 Waukegan Road		DEERFIELD	IL	60015
Leigh Business Enterprises Ltd	35 Shorefield Way, Milford-on-Sea		Lymington, Hants		SO41 ORW
Lemery Greisler LLC	10 Railroad Place		SARATOGA SPRINGS	NY	12866
LexisNexis	PO Box 7247-7090		Philadelphia	PA	191707090
LFI Landscape Forms	431 Lawndale Avenue		KALAMAZOO	MI	49001
Liberty Moving & Storage Co., Inc.	17 Central Avenue		HAUPPAUGE	NY	11788

Vendor	Street 1	Street 2	City	State	Zip
Liberty Mutual Insurance Group	P.O. Box 7247-0109		Philadelphia	PA	19170-0109
Libi Industries Ltd	8 Norfolk Road		GREAT NECK	NY	11020
Li-Cor, Inc.	4421 Superior Street		LINCOLN	NE	68504
Life Technologies, Inc.	PO Box 68		GRAND ISLAND	NY	14072
Light & Power Communications Ltd	255 River Street, 3rd Floor		TROY	NY	12180
Light House Designs Inc	10 Shore Blvd. Suite 6B		BROOKLYN	NY	11235
Lighting Services Inc.	2 Holt Drive		STONY POINT	NY	10980
Lighton Electric, Inc.	699 Cross Street		LAKEWOOD	NJ	08701
Lilker Associates Consulting Engineers	1001 Avenue of the Americas		NEW YORK	NY	10018
Lincoln Moving & Storage of Buffalo	155 Great Arrow Avenue		BUFFALO	NY	14207
Line Forms Here LLC	236 West 123 Street	Apt #1	NEW YORK	NY	10027
Linstar Inc.	430 Lawrence Bell Drive	Suite 1	BUFFALO	NY	14221
LiRo Engineering & Construction Mang P.C	Management P.C.	240 West 35th Stre	NEW YORK	NY	10001
LiRo Engineers, Inc.	3 Aerial Way		SYOSSET	NY	11791
LiRo Program and Construction Mangm't PC	Management, P.C.	3 Aerial Way	SYOSSET	NY	11791
Lizardos Engineering Associates PC	200 Old Country Rd, Ste 670		MINEOLA	NY	11501
LJC Dismantling Corp	415-A Meacham Avenue		ELMONT	NY	11003
Loadspring Solutions Inc.	15 Union Street, Suite 560		LAWRENCE	MA	01840
Loeptown Auto Interior Designs	5992 State Route 30		SCHOHARIE	NY	12157
Loewenstein a Division of OFS Brands Inc	1204 East 6th Street	P.O. Box 100	HUNTINGBURG	IN	47542
Lombardi Walsh Wakeman Harrison Amodeo	Davenport P.C.	111 Winner Circle	ALBANY	NY	12205
Lomonaco & Pitts, Architects P.C. dba ar	DBA Architecture +	297 River Street	TROY	NY	12180
Lonza Walkersville Inc.	8830 Biggs Ford Road		WALKERSVILLE	MD	21793
Loran Construction Inc.	Post Office Box 121	286 State Route 37	HOGANSBURG	NY	13655
Lothrop Associates LLP	200 Summit Lake Drive		VALHALLA	NY	10595
Louis Berger Assoc., P.C.	48 Wall Street, 16th Floor		NEW YORK	NY	10005
Louis N. Picciano & Son, Inc.	P.O. Box 448		Vestal	NY	13851-0448
Lowe's Home Centers Inc.	ITN 1864	130 Fairgrounds M	ITHACA	NY	14850
LPCiminelli, Inc.	2421 Main Street		BUFFALO	NY	14214
Ludy Greenhouse Manufacturing Corp.	122 Railroad Street	P.O. Box 141	NEW MADISON	OH	45346
Lumicor Inc.	1400 Monster Road SW		RENTON	WA	98057
Lupini Construction, Inc.	11 Mill Street		NEW YORK MILLS	NY	13417
LVC Interiors Inc	176 Kansas Street		HACKENSACK	NJ	07601
lynda.com Inc.	6410 Via Real		CARPINTERIA	CA	93013

Vendor	Street 1	Street 2	City	State	Zip
M & J Electrical Contractors Corp.	23-24 Steinway Street		ASTORIA	NY	11105
M. Maropakis Carpentry, Inc.	78 Rapelye Street		BROOKLYN	NY	11231
M.A. Angeliades, Inc.	5-44 47th Avenue		LONG ISLAND CITY	NY	11101
M.Braun Inc.	14 Marin Way		STRATHAM	NH	03885
M.K.S. Plumbing Corp.	19 Ransier Drive		BUFFALO	NY	14224
Mabey's Moving & Storage	515 3rd Avenue Exten	P.O. Box 139	RENSSELAER	NY	12144
MAC Source Communications Inc.	701 Erie Blvd. West		SYRACUSE	NY	13204
Maccor Inc.	4322 S. 49th W. Avenue		TULSA	OK	74107
Mac-Gray Services Inc.	404 Wyman Street, Suite 400	Internal Mail Slot #	WALTHAM	MA	02451
Mach Architecture & Engineering, P.C.	5500 Main Street, Suite 347		BUFFALO	NY	14221
Maitra Associates P.C.	27 Worlds Fair Drive		SOMERSET	NJ	08873
Marchuska Brothers Construction, LLC	436 Airport Road		ENDICOTT	NY	13760
Maric Plumbing & Heating, Inc.	50-40 69th Place		WOODSIDE	NY	11377
Mark Cerrone Inc.	2368 Maryland Avenue		NIAGARA FALLS	NY	14305
MarkMaster Inc.	11111 N. 46th Street		TAMPA	FL	33617
Marpat Construction Corp.	310 Nassau Avenue		BROOKLYN	NY	11222
Marsh USA Inc.	16940 Collections Center Dr.		CHICAGO	IL	60693
Martin Associates, Inc.	6 Denton Avenue South		NEW HYDE PARK	NY	11040
Masterpiece US Inc.	18-57 41st Street		ASTORIA	NY	11105
Matco Electric Corporation	320 North Jensen Road		VESTAL	NY	13850
Materials Testing Lab, Inc.	145 Sherwood Avenue		FARMINGDALE	NY	11735
Mayline Company LLC	619 N. Commerce Street	P.O. Box 728	SHEBOYGAN	WI	53081
Mazone Plumbing & Heating Inc.	93 Elsmere Avenue		DELMAR	NY	12054
Mazur Carp Rubin & Schulman P.C.	1250 Broadway, Suite 3800		NEW YORK	NY	10001
Mazur Construction Inc.	10025 Keller Rd.		CLARENCE CENTER	NY	14032
MBL Contracting Corp.	2620 St, Raymond Avenue		BRONX	NY	10461
McCabe & Mack LLP	Attorneys at Law	63 Washington Street	POUGHKEEPSIE	NY	12602
McCall Abstract Corp.	210 Strawtown Road		NEW CITY	NY	10956
McCarthy Building Companies Inc.	1341 N. Rock Hill Road		SAINT LOUIS	MO	63124
McCarthy James F.	1574 N. Lombardo Avenue		LECANTO	FL	34461
McDermott, Will & Emery	227 West Monroe Street		CHICAGO	IL	60606
McFarland-Johnson Inc.	49 Court Street, Metrocenter		BINGHAMTON	NY	13902
McGinnis Nelson Construction	99 Thompson Street		FAYETTEVILLE	NY	13066
McKenzie & Associates	1620 L. Street NW, Suite 900		WASHINGTON	DC	20036



Vendor	Street 1	Street 2	City	State	Zip
McKissack/Turner Joint Venture	375 Hudson Street 6th Floor		NEW YORK	NY	10014
McMahon & Mann Consulting Engineers, PC	2495 Main Street, Suite 432		BUFFALO	NY	14214
McNeice Hatch & Roblee	5 Grove Ave., P.O.Box 229		GLENS FALLS	NY	12801
McQuade & Bannigan Inc.	1300 Stark Street		UTICA	NY	13502
MCS Remedial Services, Inc.	3907 North Buffalo Road		ORCHARD PARK	NY	14127
MD Constructors LLC	711 Grand Boulevard		DEER PARK	NY	11729
Meadows Office Supply Co. Inc. d/b/a	Meadows Office Furniture Co.	P.O. Box 57001	Newark	NJ	07101-1336
Mec-Con Associates, Inc.	37-22 55th Street		WOODSIDE	NY	11377
Mechanical Construction Corp.	175 Broadway		ALBANY	NY	12204
Mechanical Testing Inc.	95 Hudson River Road, Suite 3		WATERFORD	NY	12188
Medco Electric Inc.	157 Tibbetts Road		YONKERS	NY	10705
Med-Electronics, Inc.	9723 Baltimore Avenue	Suite 5	COLLEGE PARK	MD	20740
Medical Device Depot Inc.	3230 Bethany Lane, Suite 8		ELLCOTT CITY	MD	21042
Medical Education Technologies Inc.	600 Fruitville Road		SARASOTA	FL	34232
Mehigan Bellone & Associates Inc.	249 Green Street		SCHENECTADY	NY	12305
Metro Ford	3601 State Street		SCHENECTADY	NY	12301
Metrohm USA Inc.	6555 Pelican Creek Circle		Riverview	FL	33578
Metropolis A.C. Corp.	24 Hudson Street		TARRYTOWN	NY	10591
Metropolitan Steel Industries Inc.	601 Fritztown Road		READING	PA	19608
Miami Wall Systems, Inc.	701 West 25th Street		HIALEAH	FL	33010
Michael A. Ferraiulo Plb & Htg	1600 Jay Street		ROCHESTER	NY	14611
Michael Muroff Architect LLC	333 Hudson Street, Suite 501		NEW YORK	NY	10013
Michael O'Beirne d/b/a Radnor-Wallace	790 New York Avenue Ste 202		HUNTINGTON	NY	11743
Microdesk Inc.	10 Tara Boulevard, Suite 420		NASHUA	NH	03062
Micro-Optics Precision Instruments Inc.	d/b/a Micro-Optics	68-23 Fresh Meado	FRESH MEADOWS	NY	11365
Micro-optics, Inc.	68-23 Fresh Meadow Lane		FRESH MEADOWS	NY	11365
Microsol Resources Corp	214 West 29th Street, Suite 1100		NEW YORK	NY	10001
Mid-Island Electrical Sales Corp.	d/b/a Mid-Island Electrical Supply	59 Mall Drive	COMMACK	NY	11725
Mid-State Industries, Ltd.	1105 Catalyn St		SCHENECTADY	NY	12303
Milestone Environmental Corp	704 Ginesi Drive, Suite 29		MORGANVILLE	NJ	07751
Milrose Consultants, Inc.	498 Seventh Avenue 8th Floor		NEW YORK	NY	10018
MindWare Technologies Ltd	1020 F. Taylor Station Road		COLUMBUS	OH	43230
Minelli Construction Co., Inc.	300 Corporate Plaza		CENTRAL ISLIP	NY	11722
Minntech Corporation	14605 28th Avenue North		MINNEAPOLIS	MN	55447

Vendor	Street 1	Street 2	City	State	Zip
Mitchell Associates	One Avenue of the Arts		WILMINGTON	DE	19801
Mitchell Construction Co., Inc.	79-57 Cooper Avenue		RIDGEWOOD	NY	11385
Mitchell Martin Inc.	307 West 38th Street, Suite 1305		NEW YORK	NY	10018
Mitchell Metals LLC	1761-A McCoba Drive		SMYRNA	GA	30080
Mitchell/Giurgola Architects	170 West 97th Street		NEW YORK	NY	10025
Mitchell/Giurgola Architects LLP	Film Center Building	630 Ninth Avenue,	NEW YORK	NY	10036
MMG 26 Operator, LLC d/b/a Holiday Inn	125 West 26th Street at 6th Avenue		NEW YORK	NY	10001
Mobile Steam Boiler Rental Corp.	P.O. Box 308	182 Montrose Ave	BROOKLYN	NY	11206
Mobilier de Bureau Logiflex	1235 St-Roch Raod North		Sherbrooke	QU	J1N0H2
Mobllier de Bureau Logiflex Inc.	1235 Ch. St-Roch N.		Sherbrooke	QU	J1N0H2
Modern Office Systems LLC	45 West 36th Street, 9th Floor		NEW YORK	NY	10018
Modern Office Systems, Inc.	45 West 36th Street, 9th Floor		NEW YORK	NY	10018
Modular Space Corporation d/b/a ModSpace	1200 Swedesford Rd		BERWYN	PA	19312
Mohamed M. Razak Architect PLLC d/b/a	Razak Associates	2060 Fairpoint Nine	PENFIELD	NY	14526
Molecular Devices Inc.	1311 Orleans Drive		SUNNYVALE	CA	94089
Mollenberg-Betz Inc.	300 Scott Street		BUFFALO	NY	14204
Momentum Textiles, Inc.	Dept 8237		LOS ANGELES	CA	90084
Monpat Construction Inc.	157-21 Horace Harding Expwy		FLUSHING	NY	11367
Montel, Inc. Aetnastak	4 Starter Drive		FRACKVILLE	PA	17931
Morehouse Appliances LLC	8411 Seneca Turnpike		NEW HARTFORD	NY	13413
Moritt Hock Hamroff & Horowitz LLP	400 Garden City Plaza		GARDEN CITY	NY	11530
Morpheus Technology Group LLC	5901 Warner Avenue #188		HUNTINGTON BEACH	CA	92649
Morrell Instrument Co., Inc	502 Walt Whitman Rd		MELVILLE	NY	11747
Motorola Solutions Inc.	13108 Collections Center Drive		CHICAGO	IL	60693
Motorola, Inc.	PO Box 13609		NEWARK	NJ	07188
Mr. Rooter Plumbing	1636 Front St.		BINGHAMTON	NY	13901
MSC Industrial Supply Co.	75 Maxess Road		MELVILLE	NY	11747
MSC Industrial Supply Co.	Dept CH 0075		PALATINE	IL	60055
MSR Electrical Construction Corp.	31 Bay Street		BROOKLYN	NY	11231
MTI Corporation	860 South 19th Street		RICHMOND	CA	94804
Municipal Testing Laboratory Inc.	102 New South Road		HICKSVILLE	NY	11801
Murnane Building Contractors	99 Boynton Avenue	PO Box 3048	PLATTSBURGH	NY	12901
Murnane Building Contractors, Inc.	Wood Road, PO Box 462		WHITESBORO	NY	13492
Myers Information Systems Inc.	19R Hawley Street		NORTHAMPTON	MA	01060

Vendor	Street 1	Street 2	City	State	Zip
N.K. Bhandari Architecture & Engineering	P.C.	1005 West Fayette	SYRACUSE	NY	13204
N.Y.S. Unemployment Insurance	P.O. Box 4301		Binghamton	NY	13902-4301
NAC Industries Inc.	301 Airport Drive		WAPPINGERS FALLS	NY	12590
Nadler Mobile LLC	11 Harmony Road, Suite F		SPRING VALLEY	NY	10977
Nagan Construction Inc.	226 Wanser Avenue		Inwood	NY	11696
Nanoscience Instruments Inc.	9831 S. 51st Street, Suite C119		PHOENIX	AZ	85044
Nassau Moving & Storage Co.	301 C Henry Street		LINDENHURST	NY	11757
National Business Furniture LLC	735 N. Water Street	P.O. Box 514052	MILWAUKEE	WI	53203
National Elevator Inspection Services, In	Services, Inc.	10855 Metro Court	MARYLAND HEIGHTS	MO	63043
National Environmental Safety Co., Inc.	12-17 38th Avenue		LONG ISLAND CITY	NY	11101
National Fire Protection Assoc (NFPA)	Association (NFPA)	P.O. Box 9689	MANCHESTER	NH	03108
National Fuel Resources Inc.	P.O. Box 5161		BUFFALO	NY	14240
National Grid	P.O.Box 29794		NEW YORK	NY	10087
National Railroad Passenger Corporation	Engineering Dept Attn: Earl Wastson III	30th Street Station	PHILADELPHIA	PA	19104
National Sound Industries Inc.	d/b/a Advance Sound Company	157 Rome Street	FARMINGDALE	NY	11735
Natus Medical Inc	1501 Industrial Road		SAN CARLOS	CA	94070
Nelcorp Electrical Contracting Corp.	2500 Watson Boulevard		ENDICOTT	NY	13760
Nelson Associates Architectural Engrs.	1 North Park Row		CLINTON	NY	13323
Nemschoff Chairs, Inc.	3045 Eagle Way		CHICAGO	IL	60678
Net@Work Inc.	575 Eighth Avenue, 10th Floor		NEW YORK	NY	10018
Network Hardware Resale LLC	26 Castilian Drive, Suite A		GOLETA	CA	93117
New Britain Roofing Co., Inc.	721 Fox Street		HORSEHEADS	NY	14845
New England Construction Co., Inc.	75 Rockefeller Plaza		NEW YORK	NY	10019
New Holland Cortland Inc. d/b/a New Holl	Holland Binghamton	3104 Old Vestal Ro	VESTAL	NY	13850
New York Building Congress Inc	44 West 28th Street, 12th Floor		New York	NY	10001-4212
New York City Water Board	P.O. Box 410		NEW YORK	NY	10008
New York Concrete Corp.	708 Sharrotts Road		STATEN ISLAND	NY	10309
New York Environmental Systems. Inc.	460 Morgan Avenue		BROOKLYN	NY	11222
New York Power Authority	123 Main Street		WHITE PLAINS	NY	10601
New York State Electric & Gas Corporatio	Corporation	P.O. Box 5700	ITHACA	NY	14852
New York State Technology Enterprise	Corporation	500 Avery Lane, Ste	ROME	NY	13441
New Yorker Hotel Management Company, Inc	481 Eighth Avenue		NEW YORK	NY	10001
Newport Corporation	1791 Deere Avenue		IRVINE	CA	92606
Nexcelom Bioscience LLC	360 Merrimack Street	Building 9, 2nd Floor	LAWRENCE	MA	01843

Vendor	Street 1	Street 2	City	State	Zip
Nextel of New York Inc d/b/a Nextel	Communications; Sprint Nextel	P.O. Box 4181	Carol Stream	IL	60197-4181
Nexus Consortium Inc.	1933 Highway 35 #356		BELMAR	NJ	07719
Niagara Mohawk Power Corporation d/b/a	National Grid	P.O. Box 11742	NEWARK	NJ	07101
NIBS	1090 Vermont Avenue, N.W., #700		WASHINGTON	DC	20005
Nickerson Corporation	Po Box 5751	11 Moffitt Blvd.	BAY SHORE	NY	11706
Nilfisk-Advance Inc. d/b/a Clarke	14600 21st Avenue North		MINNEAPOLIS	MN	55440
Nirman Construction, Inc.	34-30 75th Street		JACKSON HEIGHTS	NY	11372
Nixon Peabody LLP	P.O. Box 28012		NEW YORK	NY	10087
Nixon Peabody LLP	1300 Clinton Square		ROCHESTER	NY	14604
Nixon Peabody, LLP	437 Madison Ave		NEW YORK	NY	10022
Noble Craft Construction LLC	6 Primrose Street		KATONAH	NY	10536
NobleStrategy, LLC	158 Washington Street		NEWARK	NJ	07102
Noldus Information Technology Inc.	1503 Edwards Ferry Rd, Suite 201		LEESBURG	VA	20176
Nora Systems Inc.	9 Northeastern Blvd.		SALEM	NH	03079
Nor-Cal Products Inc.	1967 South Oregon Street		YREKA	CA	96097
NortekUSA LLC	222 Severn Avenue, Bldg 14, Suite 102		ANNAPOLIS	MD	21403
North Shore-Long Island Jewish Health	972 Brush Hollow Road		WESTBURY	NY	11590
North Star Mechanical Corp.	48 Grattan Street		BROOKLYN	NY	11237
Northco Products, Inc.	12 Walker Way		ALBANY	NY	12205
Northeast Construction Services, Inc.	609 Erie Boulevard West		SYRACUSE	NY	13204
Northeastern Insulation Co, Inc	P.O. Box 10		MACEDON	NY	14502
Northeastern Technologies Group Inc	Group, Inc.	40 Glen St.	GLEN COVE	NY	11542
Northern Digital Inc.	103 Randall Drive		Waterloo	ON	N2V1C5
Northland Associates, Inc.	P.O. Box 2549		SYRACUSE	NY	13220
Nouveau Elevator Industries	74 Calyer Street		BROOKLYN	NY	11222
NOVUS ENGINEERING P.C.	25 Delaware Avenue		DELMAR	NY	12054
Nucraft Furniture Company	Grand Rapids Facility	5151 West River Dr	COMSTOCK PARK	MI	49321
Nurzia Construction Corporation	P.O. Box 232		FISHKILL	NY	12524
NYS Dept. of Labor	State Office Campus Bldg. 12		ALBANY	NY	12240
NYS Education Department	89 Washington Avenue		ALBANY	NY	12234
NYS Industries For Disabled Inc.	11 Columbia Circle Drive		ALBANY	NY	12203
O & D Associates LLC d/b/a O & D Builder	411 West 14th Street, 3rd Floor		NEW YORK	NY	10014
O'Brien & Gere Engineers Inc.	333 W. Washington Street	P.O. Box 4873	SYRACUSE	NY	13221
O'Brien & Gere Engineers, Inc.	Dept No. 956	P.O. Box 8000	BUFFALO	NY	14267

Vendor	Street 1	Street 2	City	State	Zip
OCE Imagistics Inc.	P.O. Box 856193		LOUISVILLE	KY	40285
Ocean Optics, Inc.	P.O. Box 636419		CINCINNATI	OH	45263
O'Connell Electric Company Inc.	P.O. Box 8000	Department No. 34	BUFFALO	NY	14267
O'Dea, Lynch, Abbattista Consulting Eng	Consulting Engineers, P.C.	50 Broadway	HAWTHORNE	NY	10532
Oerlikon Leybold Vacuum USA Inc.	5700 Mellon Road		EXPORT	PA	15632
Office Of General Services	P.O. Box 2117		ALBANY	NY	12220
Office Specialty	221 Lister Avenue		FALCONER	NY	14733
OFS Brands Inc.	1204 E. 6th St. P.O. nBox 100		HUNTINGBURG	IN	47542
Oliveira Contracting Inc.	15 Albertson Avenue		ALBERTSON	NY	11507
Olum's of Binghamton Inc.	3701 Vestal Parkway East		VESTAL	NY	13850
Olympic Plumbing & Heating Corp	233-08 Linden Boulevard		CAMBRIA HEIGHTS	NY	11411
Olympic Plumbing & Heating Services Inc	4 Aerial Way		SYOSSET	NY	11791
Olympus America Inc.	3500 Corporate Parkway		CENTER VALLEY	PA	18034
Omega Construction Corp.	235 Main Street, Suite 102		HACKENSACK	NJ	07601
Omega Service Maintenance Corporation	11 Evergreen Avenue		NEPTUNE	NJ	07753
OMNI Architects, P.C.	345 Seventh Avenue. 12th Floor		NEW YORK	NY	10001
On Line Computer Products, Inc.	672 Pleasant Street		NORWOOD	MA	02062
One Penn Plaza LLC	P.O. Box 371486		Pittsburgh	PA	15250-7486
Oracle America Inc.	P.O. Box 71028		CHICAGO	IL	60694
Orrick, Herrington & Sutcliffe LLP	Lockbox #774619	4619 Solutions Cen	CHICAGO	IL	60677
Owen Logistics LLC d/b/a Meridian Moving	Systems	2180 5th Ave, Suite	RONKONKOMA	NY	11779
Owen Steel Company, Inc.	727 Mauney Drive		COLUMBIA	SC	29201
P and J Computers Inc.	1 Highland Ave		ALBANY	NY	12205
P.B. Power, Inc.	333 Seventh Avenue		NEW YORK	NY	10001
P.J. Mechanical Corporation	135 West 18th Street		NEW YORK	NY	10011
PAC & Associates of Oswego, Inc.	11 Fourth Avenue, Suite G		OSWEGO	NY	13126
Pace Plumbing Corp.	41 Box Street		BROOKLYN	NY	11222
PacketLogix Inc.	140 Lincoln Avenue		BARRINGTON	RI	02806
PaeTec Communications, Inc.	P.O. Box 1283		BUFFALO	NY	14240
Pak American Const & Mech Co	22-32 37th Street		ASTORIA	NY	11105
Pal Environmental Safety Corp.	11-02 Queens Plaza South		LONG ISLAND CITY	NY	11101
Palladian Consulting Inc.	324 S. Diamond Bar Blvd. #161		DIAMOND BAR	CA	91765
Palmieri Furniture Limited	1230 Reid Street		Richmond Hill	ON	L4B1C4
Pamper Decorating Service	505 Plainview Rd		PLAINVIEW	NY	11803

Vendor	Street 1	Street 2	City	State	Zip
Par Plumbing Co. Inc.	60 North Prospect Avenue		LYNBROOK	NY	11563
Park Place Installations Inc.	P.O. Box 861		BUFFALO	NY	14231
Parsons Brinckerhoff Quade & Douglas Inc	Church Street Station	P.O. Box 6241	NEW YORK	NY	10249
Pathfinder Engineers LLP	134 South Fitzhugh Street		ROCHESTER	NY	14608
Patricia Electric, Inc.	407 Brown Avenue		SYRACUSE	NY	13208
Patrick Development, Inc.	8600 Transit Road		EAST AMHERST	NY	14051
Paul B Koerts Professional Land Surveyor	P.O. Box 432 Hotchkiss Hill Road		GREENE	NY	13778
Paul W. DelGrego d/b/a Del Imaging Syste	Systems LLC	1781 Highland Ave	CHESHIRE	CT	06410
Paulus, Sokolowski and Sartor Engineerin	Engineering, P.C.	67A Mountain Bou	WARREN	NJ	07059
PC Richard & Son Long Island Corportatio	Corporation d/b/a P.C. Richard & Son	150 Price Parkway	FARMINGDALE	NY	11735
Pearl River Plumbing,Htg & Elect,Inc dba	Electric, Inc. d/b/a Bertussi's	60-70 Dexter Plaza	PEARL RIVER	NY	10965
Pebble Broadcast Systems Inc.	77 Water Street 8th Fl, Suite 857		NEW YORK	NY	10005
Pei Cobb Freed & Partners Architects LLP	88 Pine Street		NEW YORK	NY	10005
Pen Enterprises, Inc.	521 Coney Island Avenue		BROOKLYN	NY	11218
Pennoni Associates Inc.	One Drexel Plaza	3001 Market Street	PHILADELPHIA	PA	19104
Penske Truck Leasing Co. LP	Rt. 10 Green Hills at Pheasant Road	P.O. Box 1321	READING	PA	19603
Pentasensorial S.A DE C.V.	Santa Catalina 313, Colonia Del Valle	Delegacion	Benito Juarez		03100
PENTAX Medical Company a division of	PENTAX of America	3 Paragon Drive	MONTVALE	NJ	07645
Pepe Construction Company Inc.	3320 North Benzing Road		ORCHARD PARK	NY	14127
PerkinElmer Health Sciences Inc.	710 Bridgeport Ave		SHELTON	CT	06484
Perkins & Will Architects P.C.	c/o Bank of America	15057 Collections C	CHICAGO	IL	60693
Perkins Eastman Architects, PC	115 Fifth Avenue		NEW YORK	NY	10003
Petcosky & Sons Plumbing and Heating Inc	421 Commerce Road		VESTAL	NY	13850
Peter J. Catanzaro Inc.	126 41st Street		BROOKLYN	NY	11232
Peter Pepper Products, Inc.	P.O. Box 5769	17929 S. Susanna R	COMPTON	CA	90224
Philadelphia Security Products Inc.	405-B Baily Road		LANSDOWNE	PA	19050
Philips Electronics Company North Americ	North America d/b/a Philips Medical	Systems North Ame	ANDOVER	MA	01810
Philips Electronics North America Corpor	Corporation d/b/a Philips Healthcare	P.O. Box 100355	ATLANTA	GA	30384
Photo Research, Inc.	9731 Topanga Canyon Place		Chatsworth	CA	91311-4135
Picarro Inc.	Dept AT 952901		ATLANTA	GA	31192
Piccirilli-Slavik & Vincent Plumbing &	Heating Inc.	37 Brandywine Stre	BINGHAMTON	NY	13901
Picone Construction Corp.	8680 Main Street		BUFFALO	NY	14221
Pike McCarthy Joint Venture	1341 No. Rock Hill Rd.		SAINT LOUIS	MO	63124
Pike Technologies of WI Inc.	6125 Cottonwood Drive		MADISON	WI	53719

Vendor	Street 1	Street 2	City	State	Zip
Pine Research Instrumentation Inc.	2741 Campus Walk Ave., Bldg. 100		DURHAM	NC	27705
Planet Mechanical Corp.	8-17 37th Avenue		LONG ISLAND CITY	NY	11101
Platinum Healthcare LLC	593 Skippack Pike	Suite 400	BLUE BELL	PA	19422
Plato General Const Corp/EMCO Tech Const	Tech Construction Corp. Joint Venture	19-41 46th Street	ASTORIA	NY	11105
Plaza Construction Group Inc.	1521 Troy Avenue		BROOKLYN	NY	11203
Plumb Engineering P.C.	4 Wolfert Ave.		ALBANY	NY	12204
Plura Broadcast Inc.	67 Grand Ave		MASSAPEQUA	NY	11758
PMA Consultants, LLC	Two Penn Plaza, Suite 1080		NEW YORK	NY	10121
Point Grey Research Inc.	12051 Riverside Way		Richmond	BC	V6W1K7
Polera Building Corporation	180 Brook Street		SCARSDALE	NY	10583
Polshak Partnership, LLP	320 West 13th Street		NEW YORK	NY	10014
Posen Architects LLC	25 Columbia Street		WEST ORANGE	NJ	07052
Posillico Civil Inc	1750 New Highway		FARMINGDALE	NY	11735
Positive Electrical Assoc., Inc	40-33 23rd Street		LONG ISLAND CITY	NY	11101
Postcraft Co.	625 W. Rillito Street		TUCSON	AZ	85705
Power With Prestige Inc.	40 Swartswood Road		NEWTON	NJ	07860
Pramac America LLC	10100 NW 116th Way, Suite 10		MIAMI	FL	33178
Preferred Builders, Inc.	649 Van Sinderen Avenue		BROOKLYN	NY	11207
Preferred Group Plans, Inc.	P.O. Box 15136		ALBANY	NY	12212
Premier Business Solutions Inc.	9 East 40th Street, 16th Floor		NEW YORK	NY	10016
Premier Electrical Contractors, Inc.	38 Granite Avenue		STATEN ISLAND	NY	10303
Presentation Products Inc.	632 West 28th Street		NEW YORK	NY	10001
Presidio Networked Solutions Inc.	10 Sixth Road		WOBURN	MA	01801
Production Resources Group LLC	A Division of PRG Integration & Sales	539 Temple Hill Ro	NEW WINDSOR	NY	12553
Products Unlimited, Inc.	115 East 1st Street	P.O. Box 339	JUSTIN	TX	76247
Professional Service Ind. Inc.	104 Erie Blvd, Ste 1		SCHENECTADY	NY	12305
Progressive Roofing, Inc.	331 Grote Street		BUFFALO	NY	14207
ProMedia Products Inc.	474 48th Ave., #23K		LONG ISLAND CITY	NY	11109
Protein Technologies Inc.	4675 South Coach Drive		TUCSON	AZ	85714
Prp Mechanical Contractors Inc	Inc.	14-37 29th Ave./	ASTORIA	NY	11102
PSI International Inc.	Lock Box 4212	P.O. Box 758814	Baltimore	MD	21275-8814
PSI/Kemron Environmental Services	25 Dubon Court		FARMINGDALE	NY	11735
Psychology Software Tools Inc	311 23rd Street Ext, Suite 200		PITTSBURGH	PA	15215
Pucci Carpet & Furniture Inc. d/b/a Pucc	d/b/a Pucci's Carpet One	112 West Main Str	FREDONIA	NY	14063

Vendor	Street 1	Street 2	City	State	Zip
Pyramid Fire Protection, Inc.	2138 Williamsbridge Road		BRONX	NY	10461
PyroSignal & Suppression, Inc.	40-32 216th Street		BAYSIDE	NY	11361
QNCC Electrical Contracting Corp.	86-40 122nd Street		RICHMOND HILL	NY	11418
Quenzer Electric Systems Inc.	83 Park Avenue		BAY SHORE	NY	11706
Quest Software Inc.	5 Polaris Way		ALISO VIEJO	CA	92656
Quinlivan Pierik & Krause	450 South Salina Street, Room 500		Syracuse	NY	13201-0029
R&S Associates General Contractors Inc.	22 Culvert Street		PHOENIX	NY	13135
R. Maric Piping, Inc.	37-04 19th Avenue		ASTORIA	NY	11105
R.A.M.S Mechanical Inc.	50-02 97 Place		CORONA	NY	11368
R.S. Means Company LLC	P.O. Box 7247-6961		Philadelphia	PA	19170-6961
R.W. Construction, Inc.	65 Mid County Drive		ORCHARD PARK	NY	14127
Rafael Vinoly Architects Pc	65 Bleecker Street		NEW YORK	NY	10012
Railex Corporation	89-02 Atlantic Avenue		OZONE PARK	NY	11416
Ram Tech Engineers PC	6100 Fairway Drive		SYRACUSE	NY	13211
Ram-Tech Engineers, P.C.	6100 Fairway Dr., P.O. Box 10		Syracuse	NY	13211-0010
Random Access Technologies Inc. d/b/a	Kolram Access Services	50 United Drive	NORTH HAVEN	CT	06473
Rapid Access Communication enterprises	Inc. d/b/a RACe Inc.	17 Barstow Rd., Sui	GREAT NECK	NY	11021
RBSD Architects P.C.	161 William Street		NEW YORK	NY	10038
Red Digital Cinema Camera Co.	34 Parker		IRVINE	CA	92618
Redhawk Equipment	35 Linden Avenue		LANCASTER	NY	14086
RedShirtImaging LLC	1240 Clairmont Road, Suite 100A		DECATUR	GA	30030
RedyRef-Dawnex Ind., Inc.	38-61 11th Street		LONG ISLAND CITY	NY	11101
Regalo Inc.	36A Tivoli Street		ALBANY	NY	12207
Renee Sacks Associates Inc. d/b/a Sacks	Communications Inc.	500 Hampton Aver	BROOKLYN	NY	11235
Research Foundation - CUNY	230 West 41st Street, 7th Floor		NEW YORK	NY	10036
Resplandecer Inc.	672 Dogwood Avenue, Suite 174		FRANKLIN SQUARE	NY	11010
Results Delivers, LLC d/b/a ThinkREG	Event Registration, WebRegPro	P.O. Box 2156	CARMICHAEL	CA	95609
Retsch Inc.	74 Walker Lane		NEWTOWN	PA	18940
RF Technologies Inc.	3125 N. 126th Street		BROOKFIELD	WI	53005
RG & Associates	4096 Piedmont Avenue, Suite 554		OAKLAND	CA	94611
Rhino Tech Supplies Inc.	2415 Pilot Knob Rd.		SAINT PAUL	MN	55120
Richard Donald Consulting Eng.	900 Broadway Suite 888		NEW YORK	NY	10003
Richard E. Alexander Co. Inc.	8 Scharbach Drive		MARCY	NY	13403
Richard L. Hoffman & Associates, Inc.	15 West 36th Street		NEW YORK	NY	10018



Vendor	Street 1	Street 2	City	State	Zip
Richards Plumbing & Heating Co. Inc.	103 Dobbin Street		BROOKLYN	NY	11222
Rickly Hydrological Company Inc.	1700 Joyce Avenue		COLUMBUS	OH	43219
Ricoh Americas Corporation	P.O. Box 41602		PHILADELPHIA	PA	19101
Ridley Electric Co., Inc.	5800 Court Street Road		SYRACUSE	NY	13206
Rigaku Americas Corporation	9009 New Trails Drive		SPRING	TX	77381
Right Answers Inc.	67 Walnut Avenue, Suite 210		CLARK	NJ	07066
Rimage Corporation	7725 Washington Avenue South		MINNEAPOLIS	MN	55439
RJR Mechanical Inc.	58-09 28th Avenue		WOODSIDE	NY	11377
RMBDC, Inc	595 Blossom Road Suite 304		ROCHESTER	NY	14610
RMF Engineering Inc. P.C.	5520 Research Park Drive, Suite 300		CATONSVILLE	MD	21228
RND Services, Inc.	10 Waldron Avenue		NYACK	NY	10960
Road Runner LLC, Division of Time Warner	Box 223085		PITTSBURGH	PA	15251
Robert A.M. Stern Architects	460 West 34th Street		NEW YORK	NY	10001
Robert Traynham Coles, Architect P.C.	321 Humboldt Parkway		BUFFALO	NY	14208
Roberts Office Interiors, Inc	144 Hangar Road		ROME	NY	13441
RobsonWoese, Inc.	Salina Meadows Office Park	301 Plainfield Rd, S	SYRACUSE	NY	13212
Rocon Plumbing & Heating Inc.	16 First Street		NEW HYDE PARK	NY	11040
Rogers Marvel Architects, PLLC	145 Hudson Street, Suite 304		NEW YORK	NY	10013
Rogers Service Group Inc.	P.O. Box 216	Westview Station	BINGHAMTON	NY	13905
Rok-Built Construction Inc.	1725 Front Street		YORKTOWN HEIGHTS	NY	10598
Roland's Electric Inc.	307 Suburban Avenue		DEER PARK	NY	11729
Rolf Jensen & Assoc. Inc.	600 West Fulton Street	Suite 500	CHICAGO	IL	60661
Ronco Communications & Electronic Inc.	P.O. Box 91027		ROCHESTER	NY	14692
Rondout Electric Inc.	33 Arlington Avenue		POUGHKEEPSIE	NY	12603
Rondout Electric, Inc.	33 Arlington Avenue		POUGHKEEPSIE	NY	12603
Ronnette Riley Architect	350 Fifth Avenue, Suite 7401		NEW YORK	NY	10118
Ropes & Gray LLP	P.O. Box 414265		BOSTON	MA	02241
Rose & Kiernan Inc.	99 Troy Road	P.O. Box 640	EAST GREENBUSH	NY	12061
RSD Engineers P.C.	50 Broadway 30th Floor		NEW YORK	NY	10004
RSI Equipment Inc.	1325 M. Street		ELMONT	NY	11003
RTKL New York Architecture & Engineering	P.C.	901 S. Bond Street	BALTIMORE	MD	21231
RTS Technologies LLC	350 South Main Street, Suite 202		DOYLESTOWN	PA	18901
Rusmar Environmental Corp.	703 Atlantic Avenue		ROCHESTER	NY	14609
S & L Electric, Inc.	5313 State Highway 56		COLTON	NY	13625

Vendor	Street 1	Street 2	City	State	Zip
S.J. Electric, Inc.	228 Merrick Road		LYNBROOK	NY	11563
S3 LLC	516 Cherry Lane		FLORAL PARK	NY	11001
Sahota General Construction Inc.	72-09 31st Avenue		EAST ELMHURST	NY	11370
Sajiun Electric, Inc.	105 West 27th Street		NEW YORK	NY	10001
Sammons Preston	P.O. Box 93040		CHICAGO	IL	60673
San Diego Instruments Inc.	6295 Ferris Square, Suite A		SAN DIEGO	CA	92121
Sanico, Inc.	P.O. Box 2037	156 Corporate Drive	BINGHAMTON	NY	13902
Sanzo Ltd. Inc.	35 Munsee Drive		CRANFORD	NJ	07016
SAP Public Service Inc.	P.O. Box 828795		PHILADELPHIA	PA	19182
Sasaki Architects Landscape Architects &	P.E., P.C.	64 Pleasant Street	WATERTOWN	MA	02472
Satellite Plumbing Corp.	65 Bruckner Boulevard		BRONX	NY	10454
Sauder Manufacturing Co.	930 West Barre Road		ARCHBOLD	OH	43502
SBLM Architects PC	151 West 26th Street		NEW YORK	NY	10001
Scalable Informatics	7954 N. Lilley Road		CANTON	MI	48187
Scale-Tronix, Inc.	200 E. Post Rd.	Suite 1	WHITE PLAINS	NY	10601
Scharf Plumbing & Heating Inc.	2429 Chenango Road		UTICA	NY	13502
Schindler Elevator Corporation	P.O. Box 93050		CHICAGO	IL	60673
Schneck's Tree Removal Inc.	2861 Southwestern Blvd.		ORCHARD PARK	NY	14127
Schneider Electric Buildings Americas In	Inc.	210 Meadowlands	SECAUCUS	NJ	07094
Schuler-Haas Electric Corp.	250 Mt. Hope Avenue		ROCHESTER	NY	14620
Schuyler Engineering, P.C.	163 North Wellwood Avenue - Suite 6		LINDENHURST	NY	11757
SCI Engineering & Surveying, P.C.	241 West 30th Street, 4th Floor		NEW YORK	NY	10001
Scientific Instruments & Applications	2773 Heath Lane		DULUTH	GA	30096
Scott Lawn Yard Inc.	5552 Townline Road		SANBORN	NY	14132
Scriba Electric Inc.	82 Creamery Road		OSWEGO	NY	13126
Sea Crest Construction Corp.	157 Albany Avenue		FREEPORT	NY	11520
Sears Commercial One	C/O Citibank NA	P.O. Box 689134	DES MOINES	IA	50368
Sedgwick Business Interiors	100 West Court Street		SYRACUSE	NY	13204
Select Energy Services, Inc.	25 Melville Park Road, Suite 112		MELVILLE	NY	11747
Sencore Inc.	3200 Sencore Dr		SIOUX FALLS	SD	57107
SensoMotoric Instruments Inc.	236 Lewis Wharf		BOSTON	MA	02110
Sentry Insurance	P.O. Box 88372		Milwaukee	WI	53288-0372
Seven Star Electrical Contracting Corp.	36-05 169th Street		FLUSHING	NY	11358
Shape Tools LLC	401 Wilshire Blvd., 9th Floor		SANTA MONICA	CA	90401

Vendor	Street 1	Street 2	City	State	Zip
SHI International Corp	5 West Bank Street		COLD SPRING	NY	10516
SHI International Corp	PO Box 952121		DALLAS	TX	75395
Shimadzu Scientific Instruments, Inc.	Box 200511		PITTSBURGH	PA	15251
Shumaker Consulting Engineering & Land S	Surveying, P.C.	143 Court Street	BINGHAMTON	NY	13901
Sidley Austin LLP	One South Dearborn		CHICAGO	IL	60603
Sidley Austin LLP	P.O. Box 0642		CHICAGO	IL	60690
Sidley Austin LLP	787 Seventh Avenue		NEW YORK	NY	10019
Siemens Building Technologies, Inc.	7850 Collections Center Dr.		CHICAGO	IL	60693
Siemens Building Technologies, Inc.	44 Route 46	P.O. Box 704	PINE BROOK	NJ	07058
Siemens Enterprise Communications Inc.	P.O. Box 99076		CHICAGO	IL	60693
Siemens Industry Inc.	P.O. Box 2134		CAROL STREAM	IL	60132
Siemens Industry Inc.	19 Chapin Road B-200 POB 704		PINE BROOK	NJ	07058
Siemens Medical Solutions USA Inc.	51 Valley Stream Parkway		MALVERN	PA	19355
Sierra Mechanical Contracting Inc.	1070 Highway 34, Suite 213		MATAWAN	NJ	07747
Sigma-Aldrich Inc	3050 Spruce Street		SAINT LOUIS	MO	63103
Signs & Decal Corp.	410 Morgan Ave		BROOKLYN	NY	11211
Silver Associates Ltd	25 Franklin Avenue		WHITE PLAINS	NY	10601
SimBioSys Inc.	135 Queens Plate Dr. Unit 520		Toronto	ON	M9W6V1
SimplexGrinnell LP	1399 Vischer Ferry Road		CLIFTON PARK	NY	12065
SimplexGrinnell LP	50 Technology Drive		WESTMINSTER	MA	01441
Simpson Gumpertz & Heger Inc.	41 Seyon Street, Building 1, Suite 500		WALTHAM	MA	02453
Simulab Corporation	1600 West Armory Way		SEATTLE	WA	98119
Sirina Fire Protection Corp.	151 Herricks Road		NEW HYDE PARK	NY	11040
SJB Services, Inc.	5167 South Park Avenue		HAMBURG	NY	14075
SJH Engineering, P.C.	235 South Conger Ave.		CONGERS	NY	10920
Skandex Pipe Services Inc.	753 Rowley Road		VICTOR	NY	14564
Skanska USA Building Inc.	14776 Collections Center Drive		CHICAGO	IL	60693
Skidmore, Owings & Merrill LLP	14 Wall Street		NEW YORK	NY	10005
SkyNet Technologies LLC	19 Amherst Road		VALLEY STREAM	NY	11581
Slade Industries, Inc.	1101 Bristol Road		MOUNTAINSIDE	NJ	07092
Smart Moving & Storage Inc.	179 Saw Mill River Road		YONKERS	NY	10701
Smart Sources Technologies Inc.	622 Georges Road, Suite 203		NORTH BRUNSWICK	NJ	08902
SMB Tenant Services LLC d/b/a BMS Tenant	d/b/a BMS Tenant Services, LLC	P.O. Box 27257	NEW YORK	NY	10087
SMI-OWEN Steel Company	727 Mauney Drive		COLUMBIA	SC	29201

Vendor	Street 1	Street 2	City	State	Zip
Smith Brothers Construction Company, Inc	3305 Haseley Dr, PO Box 100		NIAGARA FALLS	NY	14304
Smith Systems Mfg., Inc.	P.O. Box 830948		BIRMINGHAM	AL	35285
SMRT Architects and Engineers, P.C.	P.O. Box 618		PORTLAND	ME	04104
Snader and Associates Inc.	P.O. Box 8444		SAN RAFAEL	CA	94912
Snell Inc.	3519 W. Pacific Ave		BURBANK	CA	91505
Sodexo Inc.	Empire State Plaza	P.O. Box 2046	ALBANY	NY	12220
Soil Solutions Inc.	110 Cherry Valley Ave.		WEST HEMPSTEAD	NY	11552
Solutions Technologies Inc.	734 Hollow Road		ELLICOTT CITY	MD	21043
Solutionz Videoconferencing Inc.	Solutionz Conferencing Inc.	901 Brigham Ave	LOS ANGELES	CA	90049
Soma Technology Inc.	166 Highland Park Drive		BLOOMFIELD	CT	06002
SonoSite Inc.	21919 30th Drive SE		BOTHELL	WA	98021
Sony Electronics Inc.	P.O. Box 33189		NEWARK	NJ	07188
Source International Corp.	545 Hartford Turnpike		SHREWSBURY	MA	01545
SourceMedia Inc.	P.O. Box 71633		CHICAGO	IL	60694
SouthCo Inc.	515 Bohannon Avenue		GREENEVILLE	TN	37745
Southworth-Milton Inc. dba Milton Cat	P.O. Box 3851		Boston	MA	02241-3851
Spacesaver Storage Systems Inc.	1450 Janesville Ave.		FORT ATKINSON	WI	53538
Spec Furniture Inc.	165 City View Drive		Toronto	ON	M9W5B1
Squire Sanders & Dempsey, LLP	350 Park Avenue		NEW YORK	NY	10022
Squire, Sanders & Dempsey, LLP	PO Box 643051		CINCINNATI	OH	45264
SR Research Ltd	150-A Terence Matthew Cres		Kanata	ON	K2M1X4
SRI Fire Sprinkler Corp.	1060 Central Avenue		ALBANY	NY	12205
SRS Enterprises Inc.	2711 Harway Avenue		BROOKLYN	NY	11214
SSM&RC Inc.d/b/a SPRING Sheet Metal & Ro	& Roof	678 South Clinton A	ROCHESTER	NY	14620
Stamford Wrecking Co.	30 Nutmeg Drive		TRUMBULL	CT	06611
Standard Textile Co., Inc.	1 Knollcrest Drive		CINCINNATI	OH	45237
Standardized Sanitation Systems Inc.	2 Executive Park Drive		NORTH BILLERICA	MA	01862
Stanford Research Systems Inc	1290 D Reamwood Avenue		SUNNYVALE	CA	94089
Stanley Jasinski d/b/a Blue Diamond Sept	Septic	357 So. Albany Roa	SELKIRK	NY	12158
Stanley Security Solution Inc.	Dept CH 14210		PALATINE	IL	60055
Stantec Consulting Services Inc.	61 Commercial Street		Rochester	NY	14641
Staples Inc and Subsidiaries d/b/a Stapl	Staples Business Advantage	DEPT ROC P.O. Box	BOSTON	MA	02241
Star Draperies Inc.	24 Florida Street		FARMINGDALE	NY	11735
StarCom Communications Services, Inc.	41 Central Drive		FARMINGDALE	NY	11735

Vendor	Street 1	Street 2	City	State	Zip
Stark Raving Solutions LLC	10205 Ensley Lane		LEAWOOD	KS	66206
Stasi/Dallas Electrical Contracting Inc.	6908 Eighth Avenue		BROOKLYN	NY	11228
State of New York Office for People with	Developmental Disabilities	44 Holland Avenue	ALBANY	NY	12229
Staunton Chow,P.C.Engineers & Architects	545 Washington Boulevard, Suite 602		JERSEY CITY	NJ	07310
Steelcase Inc.	62087 Collection Center Dr		CHICAGO	IL	60693
Steelcase Inc.	P.O. Box 1967, CH-4W-08		GRAND RAPIDS	MI	49501
Steelcase Inc.	P.O. Box 2285		GRAND RAPIDS	MI	49501
Stein White Nelligan Architects, LLC	20 West 20th Street Suite 1100		NEW YORK	NY	10011
Stellmar Plumbing & Mechanical Corp.	90-02 91st Avenue		WOODHAVEN	NY	11421
Steris Corporation	2424 West 23rd Street		ERIE	PA	16514
Steris Corporation	P. O. Box 644063		PITTSBURGH	PA	15264
Steve General Contractor, Inc.	3774 Telephone Road		CALEDONIA	NY	14423
Stevens Water Monitoring Systems Inc.	12067 NE Glenn Widing Drive, Suite 106		PORTLAND	OR	97220
Stivan Plumbing & Htg., Inc.	42-16 28th Avenue		ASTORIA	NY	11103
Stonewall Contracting Corp.	14-09 110th Street 1st Floor	The Keyspan Buildi	COLLEGE POINT	NY	11356
Storage Engine Inc.	One Sheila Drive		EATONTOWN	NJ	07724
Streamline Aquatics LLC	32 Russet Rd.		GLASTONBURY	CT	06033
Streeter Associates, Incorporated	101 East Woodlawn Avenue	P.O. Box 118	ELMIRA	NY	14902
Structural Contracting Services Inc.	100 Pearl Street		MOUNT VERNON	NY	10550
Structural Preservation Systems, LLC	39 Utter Avenue		HAWTHORNE	NJ	07506
STV Construction, Inc.	205 West Welsh Dr.		DOUGLASSVILLE	PA	19518
STV Incorporated	225 Park Avenue South		NEW YORK	NY	10003
STV Incorporated	225 Park Avenue, South		NEW YORK	NY	10003
Suburban Restoration Co., Inc.	5-10 Banta Place		FAIR LAWN	NJ	07410
Summit Construction Services Group, Inc.	230 Ferris Avenue		WHITE PLAINS	NY	10603
Summit Development Corp d/b/a Summit Wa	Waterproofing & Restoration	13-15 37th Ave	LONG ISLAND CITY	NY	11101
Sundee Construction Company, Inc.	63 Flushing Avenue		BROOKLYN	NY	11205
SunGard AvantGuard LLC	c/o Bank of America	7659 Collection Ce	CHICAGO	IL	60693
Sunshield Energy Control Systems LLC	129 Union Ave.		NEW ROCHELLE	NY	10801
Superior Windows LLC	9 Oval Court		STONY BROOK	NY	11790
Superstructures	32 Avenue of the Americas, 13th Floor		NEW YORK	NY	10013
SVAM International, Inc.	233 East Shore Road, Suite 201		GREAT NECK	NY	11023
Swanke Hayden Connell & Partners LLP	295 Lafayette Street		NEW YORK	NY	10012
SWBR Architects and Engineers PC	387 East Main Street		ROCHESTER	NY	14604

Vendor	Street 1	Street 2	City	State	Zip
Sweetwater Sound Inc.	5501 US Highway 30 W.		FORT WAYNE	IN	46818
Syngene	5108 Pegasus Court		FREDERICK	MD	21704
Syracuse Fitness Store	2544 Erie Boulevard East		SYRACUSE	NY	13224
Syracuse Scenery & Stage Lighting Co.Inc	101 Monarch Drive		LIVERPOOL	NY	13088
Syracuse Time & Alarm Co., Inc	2201 Burnet Avenue		SYRACUSE	NY	13206
Syska Hennessy Group Inc.	1515 Broadway		NEW YORK	NY	10036
T & R Alarm Systems Inc	189 Sargeant Avenue		CLIFTON	NJ	07013
T&R Alarm & Electric Systems, Inc.	189 Sargeant Avenue		CLIFTON	NJ	07013
T. McElligott Inc.	589 River Street		TROY	NY	12180
T. Moriarty & Son, Inc.	63 Creamer Street		BROOKLYN	NY	11231
T.A. Ahern Contractors Corp.	69-24 49th Avenue		WOODSIDE	NY	11377
T.M. Bier & Associates Inc.	79 Hazel Street		GLEN COVE	NY	11542
Taber Acquisition Corporation d/b/a Tabe	Taber Industries	455 Bryant Street	NORTH TONAWANDA	NY	14120
TAC Americas, Inc.	210 Meadowlands Parkway		SECAUCUS	NJ	07094
Tadco Construction Corp.	101-61 99th Street		OZONE PARK	NY	11416
Tag Mechanical Systems, Inc.	6131 Court Street Road		SYRACUSE	NY	13206
TAP Electrical Contracting Service, Inc.	926 Lincoln Avenue		HOLBROOK	NY	11741
Taylor Hobson Inc.	1725 Western Drive		WEST CHICAGO	IL	60185
TBC Consoles	170 Rodeo Drive		BRENTWOOD	NY	11717
TCL Contractors Corporation	4325 Katonah Ave		BRONX	NY	10470
TDX Construction Corp.	345 Seventh Avenue, 12th Floor		NEW YORK	NY	10001
TeachSpin Inc.	2495 Main Street, Suite 409		BUFFALO	NY	14214
Technofina Services Inc.	45 West 34 Street, Suite 803		NEW YORK	NY	10001
Tectonic Engineering Consultants PC	P.O. Box 37		MOUNTAINVILLE	NY	10953
TEK Architects P.C.	19 Union Square West		NEW YORK	NY	10003
Teknion LLC	350 Fellowship Road		MOUNT LAUREL	NJ	08054
Teknion, LLC	P.O. Box 8538-143		PHILADELPHIA	PA	19171
Tekton Contracting Corp	209-03 50th Avenue		OAKLAND GARDENS	NY	11364
Tektronix, Inc.	7416 Collection Center Drive		CHICAGO	IL	60693
Teledyne Tekmar Company	4736 Socialville Fosters Road		MASON	OH	45040
Telehealth Services d/b/a Telerent Leas	Leasing Corp.	4191 Fayetteville R	RALEIGH	NC	27603
Telentos Construction Corp.	56 Sands Street		STATEN ISLAND	NY	10304
Temperature Systems, Inc.	253 West 35th Street, 11th Floor		NEW YORK	NY	10001
Tennant Sales and Service Company	701 N. Lilac Drive		MINNEAPOLIS	MN	55440

Vendor	Street 1	Street 2	City	State	Zip
Terrasan Environmental Solutions, Inc.	3200 Bordertown Avenue		OLD BRIDGE	NJ	08857
Testa Construction Inc	12 Industrial Park Circle		ROCHESTER	NY	14624
Testwell Laboratories, Inc.	47 Hudson Street		Ossining	NY	105625905
The Baker Company	P.O. Drawer E		SANFORD	ME	04073
The Cayemitte Group Inc.	306 Farnsworth Avenue		BORDENTOWN	NJ	08505
The Chambers Corp.	15 Maple St		ONEONTA	NY	13820
The Egg	P.O. Box 2065		ALBANY	NY	12220
The F.A. Bartlett Tree Expert Company	d/b/a Bratlett Tree Experts	1290 E. Main Stree	STAMFORD	CT	06902
The Gordian Group. Inc.	140 Bridges Road, Suite E		MAULDIN	SC	29662
The Gunlocke Company LLC	One Gunlocke Drive		WAYLAND	NY	14572
The Hall Partnership Architects, LLP	42 East 21st Street		NEW YORK	NY	10010
The Hillier Group Architecture, NY. P.C.	P.O. Box 512642		PHILADELPHIA	PA	19175
The Home Depot Credit Plan	c/o Citibank (South Dakota) N.A.	P.O. Box 9055	DES MOINES	IA	50368
The Hon Company	200 Oak Street		MUSCATINE	IA	52761
The Hon Company	200 Oak Street	P.O. Box 1109	MUSCATINE	IA	52761
The Losco Group, Inc.	1 Lexington Avenue		WHITE PLAINS	NY	10601
The Louis Berger Group Inc.	Lockbox # 8732	P.O. Box 8500	PHILADELPHIA	PA	19178
The McKissack Group, Inc.	150 West 30th Street, Suite 1200		NEW YORK	NY	10001
The Office for Technology C/O NYS OGS	c/o NYS OGS	P.O. Box 2117	ALBANY	NY	12220
The Old Daley Inn Catering Co., LLC	2 Northern Drive		TROY	NY	12182
The Peyton Barlow Co., Inc.	360 Delaware Avenue	Suite 300	BUFFALO	NY	14202
The Pike Company	One Circle Street		ROCHESTER	NY	14607
The Spector Group	220 Crossways Park West		WOODBURY	NY	11797
The Ultimate Software Group Inc.	Attn: Accounting Department	1485 North Park Dr	FORT LAUDERDALE	FL	33326
The Urban Group, Ltd.	76-08 Rockaway Boulevard		WOODHAVEN	NY	11421
The Weeks-Lerman Group, LLC.	P.O. Box 0	58-38 Page Place	MASPETH	NY	11378
Theodore Williams Construction Company L	LLC	641 Lexington Aven	NEW YORK	NY	10022
Thermo Electron North America LLC	1400 Northpointe Parkway	Suite 10	WEST PALM BEACH	FL	33407
Thermo Electron Scientific Instruments	Corp	5225 Verona Road	MADISON	WI	53711
Thiemke Enterprises Inc. d/b/a Decorativ	Decorative Solid Surfaces	171 Creekside Driv	BUFFALO	NY	14228
Thomas Scientific Inc.	1654 High Hill Road	P.O. Box 99	SWEDESBORO	NJ	08085
Thompson & Thompson, PLLC	295 Madison Avenue, 12th Floor		NEW YORK	NY	10017
Thompson Brothers, Inc.	120 Ryan Lane	PO Box 214	NORWICH	NY	13815
Thompson Contract Inc	41 Keyland Court		BOHEMIA	NY	11716

Vendor	Street 1	Street 2	City	State	Zip
Thomson Reuters (Markets) LLC	P.O. Box 415983		BOSTON	MA	02241
Thorlabs Inc.	56 Sparta Avenue		NEWTON	NJ	07860
ThyssenKrupp Elevator	519 8th Avenue, 5th Floor		NEW YORK	NY	10018
ThyssenKrupp Elevator	519 Eight Avenue - 5th Floor		NEW YORK	NY	10018
Time Warner Cable	10915 14th Avenue		COLLEGE POINT	NY	11356
Timothy R. McGill	248 Willowbrook Office Park		FAIRPORT	NY	14450
Ting & Li Architects PC	611 Broadway, #428		NEW YORK	NY	10012
Titan Wrecking & Environmental, LLC	262 Woodward Avenue		BUFFALO	NY	14217
Title Works Abstract Inc.	18 Fairview Street		HUNTINGTON	NY	11743
Tobii Technology Inc	510 North Washington Street Suite 200		FALLS CHURCH	VA	22046
Toshiba	3589 Collection Center Dr.		Chicago	IL	606931865
Total Events LLC	4021 State Street		SCHENECTADY	NY	12308
Total Safety Consulting, LLC	333 Washington Street, 2nd Floor		JERSEY CITY	NJ	07302
Tougher Industries Enterprises, LLC	47 Broadway		ALBANY	NY	12204
Tougher Industries, Inc.	175 Broadway		ALBANY	NY	12204
Transformations by Wieland, Inc. dba Tra	Transformations or/and Transformations	Furniture	HARLAN	IN	46743
Trataros Construction Inc.			MIAMI	FL	33152
Trautman King Markwart Assoc. P.C. dba	dba Trautman Associates	470 Franklin Street	BUFFALO	NY	14202
TRC Engineers Incorporated	1430 Broadway, 10 Floor		NEW YORK	NY	10018
Treasurer, City of Albany, N.Y.	Office of the Treasurer	Room 109, City Hal	ALBANY	NY	12207
Trespasz & Marquardt, LLP	251 West Fayette Street		SYRACUSE	NY	13202
Trevor Day School	566 Columbus Avenue		NEW YORK	NY	10024
TriCore Solutions LLC	141 Longwater Drive, Suite 100		NORWELL	MA	02061
Trident Construction Corp	998 Old Country Road, Suite C 222		PLAINVIEW	NY	11803
Trimble Navigation Limited	331 Cotton Wood Lane		BOCA RATON	FL	33487
Triple Cities Pipe Cleaning Inc. d/b/a	Roto-Rooter Sewer Service	26 Towpath Road	BINGHAMTON	NY	13904
Tri-Rail Construction, Inc.	142 Ralph Avenue		COPIAGUE	NY	11726
Tri-Tech Inc.	4 Airport Park Blvd, Suite 1		LATHAM	NY	12110
Triumvirate Environmental Inc.	42-14 19th Avenue		ASTORIA	NY	11105
Trivedi Construction Corp.	197 Main Road		HERKIMER	NY	13350
Tropic Construction Corporation	176-19 Central Ave		FARMINGDALE	NY	11735
Trudeau Architects	219 Forts Ferry Road		LATHAM	NY	12110
Trudeau Architects PLLC	219 Forts Ferry Road		LATHAM	NY	12110
Trudeau/Architects dba of Bart Trudeau o	or Trudeau/Architects	219 Forts Ferry Roa	LATHAM	NY	12110



Vendor	Street 1	Street 2	City	State	Zip
Trystate Mechanical, Inc.	471 McLean Avenue		YONKERS	NY	10705
TSC Training Academy LLC	36-06 43rd Avenue		LONG ISLAND CITY	NY	11101
Tulger Construction Corp.	150-45 Cross Island Parkway		WHITESTONE	NY	11357
Turner Construction Company	375 Hudson Street		NEW YORK	NY	10014
TW Electrical Services Inc	16 Sequoia Avenue		WHITESBORO	NY	13492
Tweedie Construction Service Inc.	90 Crystal Creek Road		WALTON	NY	13856
United Hospital Supply Corp	4422 Route 130 South		BURLINGTON	NJ	08016
United Hospital Supply Corp	Box 1238		BURLINGTON	NJ	08016
United Parcel Service	PO Box 7247-0244		PHILADELPHIA	PA	19170
United Radio Inc.	5703 Enterprise Pkwy		EAST SYRACUSE	NY	13057
United Rentals (North America) Inc.	P.O. Box 100711		ATLANTA	GA	30384
United Vision Solutions LLC	10 Center St., Suite 401 & 402		CHICOPEE	MA	01013
Universal Metal Fabricators, Inc	27 Emerick Street		KINGSTON	NY	12401
Universal Play Systems, Inc.	2 Madison Avenue, Suite 207		LARCHMONT	NY	10538
Universal Testing & Inspection Services	Inc.	73 Otis Street	WEST BABYLON	NY	11704
Urbahn Associates, Inc.d/b/a Urbahn Arch	Urbahn Architects	49 West 37th Street	NEW YORK	NY	10018
URS Corporation - New York	P.O. Box 116183		ATLANTA	GA	30368
URS Corporation - New York	3 Corporate Drive, Suite 203		CLIFTON PARK	NY	12065
URS Corporation Group Consultants	P.O. Box 116183		ATLANTA	GA	30368
URS Corporation-New York	P.O. Box 116183		ATLANTA	GA	30368
US Bank National Association	c/o Cardmember Service for Key Bank	P.O. Box 790408	SAINT LOUIS	MO	63179
US Postal Service	Reserve Account	P.O. Box 223648	Pittsburgh	PA	15250-2648
USA General Contractors Corp.	980 Dehart Place	P.O. Box 787	Elizabeth	NJ	07207 0787
Usherwood Business Equipment Inc d/b/a	Usherwood Office Technology	1005 West Fayette	SYRACUSE	NY	13204
Vacuum Atmospheres Company	4652 West Rosecrans Avenue	P.O. Box 1043	HAWTHORNE	CA	90251
Van Bortel Ford Inc.	71 Marsh Road		EAST ROCHESTER	NY	14445
Van Deusen & Associates, Inc.	5 Regent Street	Suite 524	LIVINGSTON	NJ	07039
Vandis Inc.	1 Albertson Avenue, Suite #1		ALBERTSON	NY	11507
Varian, Inc.	3120 Hansen Way, MS-D-300		PALO ALTO	CA	94304
VDA LLC	5 Regent Street, Suite 524		LIVINGSTON	NJ	07039
Velez Organization	245 Fifth Avenue, Suite 604		NEW YORK	NY	10016
Venus Group Inc.	171 Brown Street		MINEOLA	NY	11501
Verizon Communications Inc.	P.O. Box 920041		Dallas	TX	75392-0041
Verizon New York Inc.	P.O. Box 15124		ALBANY	NY	12212

Vendor	Street 1	Street 2	City	State	Zip
Verizon New York Inc. d/b/a Verizon Comm	Communications	P.O. Box 1100	ALBANY	NY	12250
Verizon Select Services, Inc.	P.O. Box 4648		TRENTON	NJ	08650
Verizon Wireless (VAW) LLC	P.O. Box 408		NEWARK	NJ	07101
Versteel	2332 Cathy Lane		JASPER	IN	47546
Vertafore Inc.	P.O. Box 27167		NEW YORK	NY	10087
Verticon, Ltd.	24 Gilbert Street Extension		MONROE	NY	10950
Vicon Motion Systems d/b/a Vicon	7388 South Revere Parkway #901		ENGLEWOOD	CO	80112
Victor Conte Sales Inc.	506 Nichols St.		UTICA	NY	13501
Video Corporation Of America	7 Veronica Avenue	P.o. Box 5480	SOMERSET	NJ	08873
Village of Sidney	21 Liberty Street		SIDNEY	NY	13838
Virco, Inc.	P.O. Box 5000		CONWAY	AR	72033
Viridian Energy & Environmental LLC	50 Washington Street		NORWALK	CT	06854
Vistacom, Inc.	1902 Vultee Street		ALLENTOWN	PA	18103
Visualization Sciences Group Inc.	15 New England Executive Office Park		BURLINGTON	MA	01803
VMK Corp.	8617 3rd Ave		BROOKLYN	NY	11209
VMware, Inc.	Dept CH10806		PALATINE	IL	60055
Volmar Construction, Inc.	4400 Second Avenue		BROOKLYN	NY	11232
VWR International LLC	100 Matsonford Road	Building One, Suite	WAYNE	PA	19087
W & W Glass Systems, Inc.	300 Airport Executive Park		NANUET	NY	10954
W & W Glass, LLC	300 Airport Executive Park		NANUET	NY	10954
W.B. Mason Co., Inc.	P.O. Box 55840		BOSTON	MA	02205
W.B. Mason Co., Inc.	P.O. Box 981101		BOSTON	MA	02298
W.C. Roberson Plbg & Const Corp.	602 East Delavan Avenue		BUFFALO	NY	14211
W.M. Schultz Construction Inc.	831 Route 67	P.O. Box 2620	BALLSTON SPA	NY	12020
W.W. Grainger Inc. d/b/a Grainger	100 Grainger Parkway		Lake Forest	IL	60045 5201
W.W. Grainger Inc. d/b/a Grainger	Dept 810229278		PALATINE	IL	60038
W.W. Grainger Inc. d/b/a Grainger	Dept. 800093205		PALATINE	IL	60038
Waldners Business Environments, Inc.	125 Route 110		FARMINGDALE	NY	11735
Wank, Adams, Slavin Associates	740 Broadway, 4th Floor		NEW YORK	NY	10003
Warshaw Burstein Cohen Schlesinger & Kuh	LLP	555 Fifth Avenue, 1	NEW YORK	NY	10017
Washington Computer Services Inc.	32 W 39th Street	Suite 900	NEW YORK	NY	10018
Washington Group International, Inc.	720 Park Avenue		BOISE	ID	83712
Waters Technologies Corporation	34 Maple Street		MILFORD	MA	01757
Wats International, Inc.	200 Manchester Rd.		POUGHKEEPSIE	NY	12603

Vendor	Street 1	Street 2	City	State	Zip
Watts Architecture & Engineering PC	95 Perry Street, Suite 300		BUFFALO	NY	14203
WB Wood NY LLC	100 5th Avenue, 12th Floor		New York	NY	10011-6903
WCA Roofing & Sheet Metal Co., Inc.	Box 399		EAST SYRACUSE	NY	13057
WDF, Inc.	30 No. Macquesten Parkway		MOUNT VERNON	NY	10550
WeatherGuard Tecta America LLC	2880 Curry Road		SCHENECTADY	NY	12303
Web House Inc.	2365 Milburn Ave Building 2		BALDWIN	NY	11510
Webb Designs, Inc.	P.O. Box 1405		EL CAJON	CA	92022
Weir Welding Company Inc.	316 12th Street	P. O. Box 311	CARLSTADT	NJ	07072
Weller Richard D.	1078 Troy Schenectady Road		LATHAM	NY	12110
Wells Fargo Insurance Services of	New York Inc.	P.O. Box 823239	Philadelphia	PA	19182-3239
Wendel Duchscherer Architects & Eng PC	Engineers, P.C.	140 John James Au	BUFFALO	NY	14228
Wendel Duchscherer Architects & Engineer	Engineers, PC	140 John James Au	BUFFALO	NY	14228
Wendel Energy Services, LLC	140 John James Audubon Parkway Suite 20		BUFFALO	NY	14228
Werfel & Associates	75-19 Vleigh Place		FLUSHING	NY	11367
West	PO Box 6292		Carol Stream	IL	60197-6292
Westmont Associates, Inc.	111 Brook Street		SCARSDALE	NY	10583
Weswood Specialties, Inc.	4 Potomac Street		ROCHESTER	NY	14611
WET Labs Inc.	620 Apple St	P.O. Box 518	PHILOMATH	OR	97370
Weydman Electric, Inc.	747 Young Street		TONAWANDA	NY	14150
WhisperRoom Inc.	116 S. Sugar Hollow Rd.		MORRISTOWN	TN	37813
Whiteman, Osterman, & Hanna LLP	One Commerce Plaza		ALBANY	NY	12260
Whitestone Construction Corp.	50-52 49th Street		WOODSIDE	NY	11377
Wildlife Computers Inc.	8345 154th Ave., NE		REDMOND	WA	98052
Wilfred MacDonald Inc.	19 Central Blvd.		SOUTH HACKENSACK	NJ	07606
Wilkins Mechanical Inc.	6923 Herman Road		SYRACUSE	NY	13209
William A. Hall, Partnership	42 East 21st Street		NEW YORK	NY	10010
William H. Prentice, Inc.d/b/a Prentice	Office Enviroments, d/b/a Office	Furniture Center	BUFFALO	NY	14202
Williams Scotsman Inc.	P.O. Box 91975		CHICAGO	IL	60693
Windels, Marx, Lane and Mittendorf, LLP	156 W. 56th Street		NEW YORK	NY	10019
Window Specialist Inc.	188 Erie Street		LANCASTER	NY	14086
Windsor Software Solutions Inc.	39 Zaitz Farm Road		PRINCETON JUNCTION	NJ	08550
Winston & Strawn, LLP	200 Park Avenue		NEW YORK	NY	10166
WM Group Engineers, PC	2 Penn Plaza, Suite 552	380 Seventh Avenue	NEW YORK	NY	10121
WM of Eastern NY a Division of WM New	WM New York, LLC	P.O. Box 13648	PHILADELPHIA	PA	19101

Vendor	Street 1	Street 2	City	State	Zip
Wolberg Electrical Supply Co. Inc.	35 Industrial Park Road	P.O. Box 6309	ALBANY	NY	12206
Woolley Morris Architects PC	401 North State Street		SYRACUSE	NY	13203
Workspace Technology Inc.	81 Broad Street		PHILLIPSBURG	NJ	08865
Workstream Inc. d/b/a Hamilton Sorter Co	Company	3158 Production D	FAIRFIELD	OH	45014
Workwell Partners	245 Fifth Avenue, Suite 904		NEW YORK	NY	10016
World Precision Instruments Inc	175 Sarasota Center Blvd.		Sarasota	FL	342409258
World Wide Technology Inc.	60 Weldon Parkway		MARYLAND HEIGHTS	MO	63043
Wright Express Financial Services Corp.	d/b/a Fleet Services	P.O. Box 6293	CAROL STREAM	IL	60197
XETA Technologies Inc.	P.O. Box 843006		Kansas City	MO	64184-3006
Y3K Holdings Inc. d/b/a KnoxSeaton	1201 NE 97th Street		MIAMI	FL	33138
Yankee Business Solutions Inc.	19 Warehouse Row		ALBANY	NY	12205
YSI Incorporated	1725 Brannum Lane		YELLOW SPRINGS	OH	45387
Ysrael A. Seinuk P.C.	228 East 45th Street, 2nd Floor		NEW YORK	NY	10017
YU & Associates, Inc.	200 Riverfront Blvd		ELMWOOD PARK	NJ	07407
Z.S. Engineering, P.C.	61-18 190 Street		FRESH MEADOWS	NY	11365
Zoetek Medical Inc.	668 Phillips Road		VICTOR	NY	14564
Zwicker Electric	360 Park Avenue South		NEW YORK	NY	10010

**LEGEND - AWARD CODES**

<b>A</b>	<b>Competitive Bids or Proposals prior to 4-12-94 - No Distinction Made Prior to 4/12/94 on Bids vs. Proposals</b>
<b>A1</b>	<b>Competitive Bids (Post 4-12-94):</b>
	Primarily used for construction contracts, and frequently for the purchase of furnishings, equipment and supplies. Awards are made to the lowest responsible and responsive bidder as prescribed by statute.
<b>A1E</b>	<b>Competitive bids received; exemption from placement of a notice in the New York State Contract Reporter approved by the Executive Director:</b>
	Exemptions from placing a notice in the New York State Contract Reporter are granted in situations where it is determined that there is an emergency or critical need, or on the basis that it is not feasible to place notice in the New York State Contract Reporter.
<b>A2</b>	<b>Competitive Proposals (Post 4-12-94):</b>
	Primarily used for architect, engineer, survey, data processing, printing and minority business enterprise consultants; testing, controlled inspections, construction management, management of parking facilities, audit and accounting, training, investment banking contracts, and for goods or services for the Authority's own accounts. Awards are made to the best qualified personal services contractor at costs determined by the Authority to be fair and reasonable.
<b>A2E</b>	<b>Competitive proposals received; exemption from placement of a notice in the New York State Contract Reporter approved by the Executive Director:</b>
	Exemptions from placing a notice in the New York State Contract Reporter are granted in situations where it is determined that there is an emergency or critical need, or on the basis that it is not feasible to place notice in the New York State Contract Reporter.
<b>B</b>	<b>Government Contracts:</b>
	Primarily used for purchase of goods from contract lists established by NYS Office of General Services, Federal General Services Administration, from City Government; from Preferred Source contracts such as prison industry, the disabled and the blind; Dormitory Authority; City of New York; County Government for Community Colleges, City University of New York; and the State University of New York.
	<b>B1-State Contract, B2-GSA Contract, B3-City Contract, B4-Preferred Source, B5-DASNY Contract, B6-Board of Education Contract, B7-County Contract, B8-CUNY Contract, B9-SUNY Contract</b>
<b>C</b>	<b>Selection Controlled by Client:</b>
	Primarily used for architect, engineer, or artwork contracts where the selection process is controlled by the Client, and the Authority negotiates and holds the contract for personal services. Occasionally used to identify assigned contracts.
<b>D</b>	<b>Competition Waived</b>
	Waived from competition by Procurement Guidelines. Includes tuition and other expenses incurred for employee training; services provided by monopolies, utilities and hotels; transportation services; contracts for computer or telephone hardware, software or services where current Authority license or use restrictions render competition impractical.
<b>E</b>	<b>Exemption from competition and placement of a notice in the New York State Contract Reporter approved by the Executive Director:</b>
	Primarily used in emergency or unique situations which cannot await the usual competitive procedure, or where the services require a uniquely qualified personal service or sole source provider.
<b>EC</b>	<b>Completion Contract:</b>
	Primarily used for contracts with sub-consultants or sub-contractors when a prime consultant or contractor defaults their contract, or when the Surety on a Performance Bond steps in to complete the work following termination of a contract. Occasionally used when the Authority invokes the "Owner's Right to do Work" provision of the construction contract General Conditions, when a contractor is near completion of work but not progressing the work satisfactorily.

PROGRAM NUMBERS - by Client

APPENDIX B

	Client Type	New Program Numbers	Related Operating Funds	Annual Report Column
<b>PUBLIC</b>				
<b>New York Agencies</b>				
	State Education Department	20	SED	NYS Agen
	Department of Health	21	D90, DOH, DVH, RPG	NYS Agen
	CEFAP	22	CEF	NYS Agen
	Child Care Facilities Dev Prg	23	CCF	NYS Agen
	Mental Health - MCFFA	27	MLH	NYS Agen
	Mental Health - DASNY	28	OMR, OAS, OMH, MLH	NYS Agen
	New York State (Pension)	29	PRI	NYS Agen
	Library Facilities	29	LFB	NYS Agen
	Office of General Services (Parking Garage)	29	OGS	NYS Agen
	Office of State Comptroller	29	OSC	NYS Agen
	Albany County (Airport)	29	ACA	NYS Agen
	Pace Judicial	29	PJI	NYS Agen
	Rescue	29	RES	NYS Agen
	PIT	29	NYA	NYS Agen
	Hudson Valley Stadium	29	HVS	NYS Agen
	HHAC	29	HHA	NYS Agen
	CBVH	29	CBV	NYS Agen
<b>Municipal Programs</b>				
	Municipal Health Facilities (PCDC)	30	MUN	Municipal
	Special Act School Districts	31	SAS	Municipal
	Court Facilities	32	SUF, NYC, WES, MUN, UCS	Municipal
	NYC Health and Hospital Corp	33	HHC, HHO, OCM, MUN	Municipal
	Boces	34	MUN	Municipal
	Public School Districts	35	PSD	Municipal
<b>City University</b>				
	CUNY - Senior	40	CSC	CUNY
	CUNY - Community	41	CCC, CSC	CUNY
<b>State University</b>				
	SUNY Ed	50	SYE	SUNY
	SUNY Dorms	52	SYD, UMG, SBK	SUNY
	SUNY Athletic Facilities	54	SYA	SUNY
	Upstates	55	ERI, FIT, UPS	SUNY
<b>Educational and Nonprofit Organizations</b>				
	Educational & Nonprofit Organizations	60	PRI, PCP, PST, SHF	Indep
	853 Schools	61	PRI	Indep
	4201 Schools	62	PRI	Indep
<b>Healthcare</b>				
	Hospitals - DASNY	80	HCR	Healthcare
	Hospitals - MCFFA	81	HCR, MLO	Healthcare
	Nursing Homes - DASNY	82	HCR	Healthcare
	Nursing Homes - MCFFA	83	HCR	Healthcare

PROGRAM NUMBERS - by Client

APPENDIX B

	Client Type	New Program Numbers	Related Operating Funds	Annual Report Column
	Assisted Living Facilities - DASNY	84	HCR	Healthcare
	Assisted Living Facilities - MCFFA	85	HCR	Healthcare
	Adult Day Care (Aids Fac) - DASNY	86	HCR	Healthcare
	Adult Day Care (Aids Fac) - MCFFA	87	HCR	Healthcare
	Diagnostic & Treatment Centers-DASNY	88	HCR	Healthcare
	Diagnostic & Treatment Centers-MCFFA	89	HCR	Healthcare
	Other	99	HCR	Healthcare
<b>OPERATING</b>				
<b>DASNY Operating Funds</b>		01		Authority
	Project Reserve Funds	01		Authority
<b>New York Agencies Operating Funds</b>				
	State Education Program	20		NYS Agen
	DOH Program Funds	21		NYS Agen
	CEFAP	22		NYS Agen
	Child Care Facilities Dev Prg	23		NYS Agen
	Mental Health Program	28		NYS Agen
	Healthcare Restruct Pool	29		NYS Agen
	Med Care Loan AIDS Rev Dev	29		NYS Agen
	Library Facilities	29		NYS Agen
	Misc NYS Agencies (SIP, PIT, Rescue, OSC, Pace Jud, OGS)	29		NYS Agen
<b>Municipal Programs Operating Funds</b>				
	Misc Municipal Fac Programs (PCDC, BOCES, County Courts)	30		Municipal
	Special Act School Districts	31		Municipal
	Court Facilities	32		Municipal
	NYC Health and Hospital and OCME	33		Municipal
	BOCES	34		Municipal
	Public School Districts	35		Municipal
<b>CUNY Operating Funds</b>				
	CUNY Senior Funds	40		CUNY
	CUNY Community College Funds	41		CUNY
<b>SUNY Operating Funds</b>				
	SUNY Ed Program	50		SUNY
	SUNY Dorm Program	52		SUNY
	SUNY Athletic Program	54		SUNY
	Upstates CC Program	55		SUNY
<b>Private &amp; Nonprofit Organization Operating Funds</b>				
	Private Institutions (853 Schools & 4201 Schools)	60		Indep
	SHELF	60		Indep
<b>Healthcare Operating Funds</b>				
	Private Healthcare	80		Healthcare
	Moral Obligations	81		Healthcare

## Commodity Codes

## APPENDIX C

### Commodity

<u>Code</u>	<u>Commodity Description</u>
5400	Lamps, Electric
5500	Fuel, Heating
5600	Fuel, Gasoline
5700	Oil, Motor, High Detergen
5702	Transmission Fluid, Autom
5800	Propane (Liquid Petroleum
5900	Natural Gas
8300	Food Serv. - Milk Coolers
10100	Medical Supplies & Equip
10120	First Aid Kits, All Types
10132	Meical Supplies & Equipme
10133	Basins, Bowls, Buckets-Me
10136	Catheters (Surgical)
10500	Sterilizers, Hosp & Lab
10502	Stills, Hosp & Lab
10610	Medical Research Equipmen
10611	Ultrasound System
10612	Radiology Equipment
10800	Dental Equipment
11000	X-Ray Equipment
11001	X-Ray Equipment Dental
11002	X-Ray, Diffraction
11070	Carillon
11501	X-Ray Accessories
11600	Hospital Equip, Ward & OR,
11601	Hosp. Equip, Ward&OR Stai
11602	Furniture, Healthcare
11603	Cabinets, Medical & Surgi
11604	Tables, Necropsy
11605	Scrub, Sinks
11613	Hospital Equip, Wheeled
11614	Chairs, Wheels
11625	Hydrotherapy Bathing Unit
11800	Lights, Major Surgery
11801	Tables, Operating
11802	Autopsy Equip & Tables
11900	Orthopedic Equipment, Bed
11901	Orthopedic Equip, Bed/Fra
12001	Lab & Pharm Ware, Glass/P

### Commodity

<u>Code</u>	<u>Commodity Description</u>
12003	Aquarium, Terror & Acces.
12004	Lab & Teach Supplies
12005	Sewing Equipment
12006	Lab & Pharm Furn, Install
12007	Lab Apparatus, Bal & Weig
12008	Furniture, Pharmacy
12009	Furniture, Lab, Free Stan
12010	Microscopes, Related Item
12011	Binoculars
12012	Microscopes, Surg & Acces
12013	Microscopes, Electron, Ac
12014	Laboratory Casework
12015	Stereotaxic Inst. & Acces
12016	Centrifuges & Access
12018	Specimen Cabinets & Acces
12023	Lab Apparatus (Ovens & In
12024	Furnace, Laboratory
12026	Environmental Rooms/Chamb
12029	Air Compressors
12029A	Laboratory Equip., Vacuum
12034	Laboratory Equip, Notions
12040	Cages, Animal, Metal
12041	Cages, Animal, Non-Metal
12049	Lab Equip, Filters/filtra
12050	Blood Cell Counters & Acc
12055	Clean Rooms
12060	Tissue Processors/Analyze
12061	Cryosstats, Mictotomes, T
12066	Controlled Temp. Chamber
12070	Vacuum Pumping System
12070A	Laboratory Glassware Wash
12071	Lab Cleaners, Ultrasonic
12072	Lab Equip, Cage Washers
12080	Containers-Lab, Hospital
12099	Laboratory Equip. & Appar
12100	Resuscitation Equipment
12201	Anesthesia Equip, Hospita
12300	Oxygen Tents & Accessorie
12301	Infant Care Equipment

### Commodity

<u>Code</u>	<u>Commodity Description</u>
12400	Blood Clean/Recovery Equi
12402	Oxygenates & Related Item
12500	Instruments, Operate, Gen.
12502	Instruments & Acces, Diagn
12600	Electronic Monitor. Equip
12601	Electronic Heart Resus. A
12602	Gas Detectors
12604	Physiological Test & Resea
12605	Defibrillator/Electrocard
12606	Electroencephalographs
12700	Oxygenates & Related Item
20000	Publications (Not Books)
20001	Maps & Globes
20020	Periodicals, Serials
20060	Books
20100	Site Work
20301	Safety Side Rails
20302	Furniture, Patient Room,
20304	Furniture, Flotation Ther
20600	Carpets & Rugs
20700	Carpets & Rugs
20700A	Fabric, Upholstery
20701	CPR Manikins & Equipment
20702	Wall Covering, Vinyl
20800	Furniture, Lounge
20801	Chairs, Stacking
20802	Furniture, Reception Room
20803	Furniture, Indoor-Outdoor
20807	Office Accessories
20900	Chairs, Folding
20901	Seating, Lecture Hall
20902	Chairs, Folding
20903	Tables, Folding
20904	Chairs, Conference
20905	Chairs, Stacking, Wood
20906	Chairs, Stacking, Metal
20910	Seating, Auditorium & The
20911	Benches
20915	Furniture, Industrial & I



## Commodity Codes

## APPENDIX C

### Commodity

<u>Code</u>	<u>Commodity Description</u>
20920	Furniture, Courtroom
20921	Court Stenographer Serv
21101	Food Serv Equip - Install
21111	Towel Bar
21200	Draperies
21201	Cubicle Curtains
21202	Curtains, Shower
21210	Fabric, Upholstrey
21300	Fans, Electric, Free Air
21400	Floor Machines, Scrub & P
21401	Floor Maint. Equip, Mop O
21402	Vacuum Cleaners
21403	Carpet Cleaning Equipment
21410	Flooring, Gymnasium
21500	Furniture, Institutional
21501	Furniture, Dormitory
21506	Beds, Dormitory Metal
21507	Panthers, Smokers, Urns
21508	Furniture, Dormitory
21509	Furn, Dorm, Wardrobe/Divi
21510	Tables, Picnic
21512	Furn, Dorm, Chest Beds
21600	Furniture, Household, Woo
21601	Furn, Household,Birch&Map
21602	Chairs, Dining
21603	Furniture, Household Wood
21604	Furn, Household,Wood,Colo
21605	Lecturns
21648	Furn, Household, Wood,OMH
21670	Furn, Household, OMRDD
21701	Furniture, Landscape Offi
21702	Coat Hooks
21703	Cases, Storage
21704	Electric Check Rm Equip
21705	Chairs, Stools, Metal, Of
21706	Tab Accessory Equipment
21707	Furniture, Stools - All T
21708	Visible Index Equipment
21710	Safes

### Commodity

<u>Code</u>	<u>Commodity Description</u>
21715	Chairs, Stools, Metal Off
21716	Files, Vertical, Metal
21720	Furniture, Computer
21800	Furn, Office,Wood/Acous S
21801	Furniture,Library-Wood
21802	Carrels, card Catalogues
21803	Furniture,Library-Stacks/
21804	Chairs, Wood, Upholstered
21805	Desks - Office Wood
21806	Tables, Fancy (Lounge & C
21807	Furniture, Lounge
21808	Computer Work Stations
21809	Health Care Furniture
22000	Area Rugs
22001	Window Washing Equipment
22002	Window Film
22200	Upholstery, Fabric
22201	Linens
22202	Upholstrey - Cushions
22220	Window Repair
22221	Window Screens
22414	Typewriters, Electronic
22424	Copiers
22433	Facsilime Equipment
22500	Floor Covering
22501	Wall Covering, Vinyl
22700	Mattresses & Springs
22701	Mattress Pads
22801	Lableing Machines
22802	Check Signing Mach, Perf.
22803	Office Equip.-Paper Shrea
22804	Folding/Inserting Machine
22805	Packaging
22806	Calculators
22809	Ticket Dispensing Systems
22811	Collators & Sorters
22812	Mailing Machines,Postage
22816	Files, Mechanized
22818	Dictating/Transc Equip, S

### Commodity

<u>Code</u>	<u>Commodity Description</u>
22826	Word Prcessors
22827	Offset Presses
22830	Accounting/Payroll Machin
22833	Facsimile Equipment
22902	Plants, Artificial
22904	Film Rec, Polaroid Digma
22912	Mailing Machines,Postage
22913	Mailing Stations
22914	Typewriters, Eletronic
22915	Time Clocks/Systems
22916	Clocks
22917	Mailboxes
22921	Cash Registers
22922	Video Expander
22923	Computer Color Printers
22924	Copiers
22925	Office Equipment
22931	Computer, Equip/Maint Rep
22932	Computers
22933	Facsimile Machines
22934	Computer Programs
22936	Computers, Handicapped
22937	Office Equipment
22938	Office Equipment
22940	Software Desktop Computer
22941	Software Maintenance
22942	Software, Network & Telec
22944	Software, Multi User Comp
22950	Consulting-Desktop Comput
22951	Consulting & Design - Lab
22952	Consulting-Network/Teleco
22954	Consulting-Multi User Com
22960	Computers, Desktop
22962	Equip, Network & Telecom
22964	Computers, Multi User
22970	Computer Maint, Desktop
22972	Equip Maint, Network&Tele
22974	Computer Maint, Multi Use
22977	Software, Maint., Desktop

## Commodity Codes

## APPENDIX C

### Commodity

<u>Code</u>	<u>Commodity Description</u>
22978	Software Maint., Multi Us
22979	Software Maint, Multi Use
22980	Computer Parts, Desktop
22982	Parts, Network & Telecom
22984	Computer Parts, Multi Use
22990	Computer, Peripherals Des
22992	Computer, Peripherals Mul
22994	Computer, Periph Network&
23000	Misc. Office Supplies
23023	Time Stamps, Auto, Electr
23026	Floppy Magnetic Disks
23033	Masking Tape
23045	Card Catalogs
23100	Art Crafts School Supplie
23101	Looms, Weaving
23103	Bulletin Boards
23104	Kilns
23106	Tables, Drawing Fancy
23203	Chalkboards Bulletin Boar
23500	Dispensers, Toilet Tissue
24100	Appliances, Stoves Commer
24103	Appliances, Microwave Ove
24104	Fryers, Electric Comm.
24200	Refrigerator, Reach-in
24201	Ice Makers
24202	Refrigeration (Blood Bank
24203	Refrigeration - Vac/Lab
24204	Refrigerators, Freezers,W
24208	Refrigeration Equip, Low
24209	Refrig Equip, Compressors
24213	Refrigeration - Ice Cream
24300	Sewing Machines
24400	Shades & Shade Cloth
24401	Blinds, Venetian
24402	Blinds, Wood
24600	Flatware, Table (Silverwa
24603	Children's Furniture/Toys
24800	Tables, Cafeteria
25100	Glassware, Table Use Only

### Commodity

<u>Code</u>	<u>Commodity Description</u>
25101	Glass, Plexiglass
25200	Appliances, Kitchen, Dome
25201	Dishwasher, Commercial
25202	Freezers, Domestic
25203	Washers & Dryers,Domestic
26002	Nicrofilm Equip & Supplie
26500	Water Coolers, Electric
27000	Furniture, School
27200	Cabinets, Kitchen
27500	Shelving & Lockers,Instit
27501	Shelving, Library. Wood
27502	Shelving, Bookshelves - W
27502A	Lockers Coin Operated
27503	Shelving, Cafeteria & Ref
27504	Shelving, Library, Steel
27505	Shelving,Cab.-Chemical St
27506	Shelving, Open Filing
27507	Kitchen Units
28000	Physical Therapy & Rehab.
28001	Ophthalmic Equip & Acces
28002	Hydrotherapy Units, Whirl
28003	Handicapped, Disabled Equ
30000	Air Conditioners
30001	Dehumidifiers
30002	Humidifier
30003	Air Filter Equipment
30004	Boilers & Heating Equipme
30200	Athletic Equipment
30201	Pool Ladders & Railings
30202	Risers, Band
30203	Bleachers
30204	Exercise Machines, Mats&W
30205	Athletic Equipment, Nets
30206	Athletic Equip, Track & F
30207	Tables, Games; i.e. Pinba
30208	Pool Tables
30209	Track & Field Equipment
30210	Scoreboards
30211	Playground Equipment

### Commodity

<u>Code</u>	<u>Commodity Description</u>
30212	Gymnasium Floor Covers
30213	Bowling Equipment & Acces
30214	Football Equipment
30215	Tennis Courts
30216	Sauna Equipment
30217	Golf Equipment
30218	Goals, Hockey, Soccer Etc
30219	Gymnasium Equipment
30220	Bike Rack
30221	Tennis Equipment
30222	Ski Equipment
30224	Baseball Equipment
30225	Mats-All (Gym, Office etc
30226	Table Tennis Equipment
30227	Cases, Exhibit & Trophy
30229	Volleyball Equipment
30233	Scoccer Equipment
30300	Batteries, Automotive
30305	Filters, Auto, Oil,Air,Fu
30306	Lamps, Automotive
30600	Tires & Tubes
30700	Barber Shop Equipment
30900	Antifreeze/Coolant, Engin
30901	Gas Line Antifreeze
31600	Furniture, Drafting
31601	Engineering Instruments
31605	Millwork, Custom
31606	Acoustical; Panels, Scree
31607	Furniture Refubishing-Woo
31608	Furniture Refubishing-Met
31609	Rentals Furniture & Equip
31610	Wardrobes
31616	Beds, Bunk-Metal
31618	Bed Accessories, Linens
31800	Building Materials, Gen.
31804	Mirrors & Mirror Light Un
31807	Wood Laminate Products
31817	Shades, Screens Solar
31823	Ceiling & Acoustical Tile

## Commodity Codes

## APPENDIX C

<u>Commodity</u>	<u>Commodity Description</u>	<u>Commodity</u>	<u>Commodity Description</u>	<u>Commodity</u>	<u>Commodity Description</u>
31824	Tile, Ceramic & Quarry	35503	Hardware, General	37607	Pipe & Fittings
31825	Slate	35504	Waste Disposal	37610	Hot Water Heater (Electric)
32201	Canning & Food Proc. Equip	35505	Wastebaskets, Metal, Indoor	37802	Signage - Mech. ID
32500	Water Treatment	35508	Doors & Frames, Metal	37807	Bars, Gymnastic, Dance
32501	Filtration System, Water	35510	Doors, Wood	37900	Security Gates
33300	Flags	35511	Door Scopes	38000	Security Systems
33500	Dishwashers, Commercial	35520	Coat Hooks	38000A	Building Materials General
33508	Doors, Metal	35536	Handrails, Grab Bars	38002	Paint, Swimming Pool
33509	Doors, Metal	35700	Lighting Equipment, General	38010	Paint, Latex Base
33713	Concrete Ready Mix	35706	Lamps, Table & Floor	38012	Universal Colorants for A
33800	Passenger Waiting Shelter	35720	Lamps	38100	Photo, Cine, & Theater Equip
33810	Security Screens/Gates	35721	Lighting, Exit-Emergency	38101	Lighting, Theater
33811	Partitions, Relocatable	35845	Parking Gate Systems	38102	Posts & Ropes, Crowd Control
33813	Stanchions, Ropes-Traffic	35846	Parking Booth	38103	Curtains, Stage
33819	Floors, Elevated, Free Access	35847	Parking Garage Repair	38200	Audio & Video Electronics
33828	Toilet Partitions & Compart.	35900	Generators	38201	Security Alarm Systems
34400	Electric Supplies, General	36000	Hose, Fire Fighting	38201A	Audio Equip., General
34401	Electrical Supplies General	36001	Roof Accessory	38202	Intercom System
34402	Electrical Equipment Transducers	36100	Food Serv. Equip	38203	Sound System
34403	Cardboard Boxes	36104	Dispensers, Beverage	38205	Audio Video Equipment General
34404	Electrical Service	36106	Food Transport Units	38206	Cables, Coaxial
34406	Panelboards/Switchboards	36111	Utensils, Kitchen	38207	Electrical Cords/Surge Suppressors
34408	Transformers	36112	Drying & Storage Racks	38209	Language Lab Equipment
34700	Fire Extinguishers	36113	Urns & Stand (Coffee)	38210	Television Sets
34710	Fire Alarm/Equip Main/Rep	36114	Carts, Mobile Kitchen	38211	Radios, Portable, Hand-Held
34711	Fire Smoke Alarm System	36125	Trans Compactors (Comm & Do)	38212	Television Studio, Sys. &
35000	Garage Equipment, General	36200	Cafeteria Line Equipment	38212A	Radios 2-Way (AM/FM)
35004	Car Washing Equip.	36500	Flatworm Ironed Pads & Co	38213	Testing Instruments & Equip
35099	Shop Cabinets	36501	Washers & Dryers, Commercial	38214	Data Processing Equipment
35100	Work Benches	36502	Laundry Extractors	38215	Video Electronic Equip
35101	Terrazo Benches	37000	Mowing Equip, Walk-Behind,	38217	Tape Recorders, Audio
35101A	Cabinets, Safety & Storage	37002	Snowblowers	38218	Radios (Am/Fm)
35111	Storage/Safety Cabinets	37010	Brush Cutters, Tractor-Dr	38219	Video Cassette Tapes
35203	Finger Print Equipment	37500	Lumber	38220	Tape Recorders, Video
35208	Breathing Apparatus, Air	37501	Doors, Accordion Fold	38221	CCTV Systems
35210	Metal Detectors, Walk-Thru	37502	Folding Grills, Metal	38224	Training Equip, Major Tra
35500	Hardware, Builders	37503	Doors, Bi-Fold	38230	Fire/Smoke Alarm Sys & Ac
35501	Locks, Door, Institutional	37600	Plumbing Supplies, General	38300	Musical Instruments
35502	Waste Receptacles, Wire/M	37601	Boilers & Heating Equipme	38310	Organs

## Commodity Codes

## APPENDIX C

**Commodity**

<u>Code</u>	<u>Commodity Description</u>
38320	Musical Instruments
38321	Music, Records, Tapes & C
38322	Music, Sheet
38323	Music, Storage Cabinets
38324	Furniture, Music
38600	Signage
38611	Signage
38612	Signage - Outdoor
38700	Air Analysis
38701	Analyzers (Except Blood)
38702	Acoustic Interferometer
38703	Air/Water Monitoring
38708	Breathalyzers
38709	Cabinets & Chambers
38710	Calorimeters
38713	Chromatography
38714	Cryogenic Equipment
38715	Colorimeters
38717	Counters
38719	Cryogenic Equipment
38722	Densitometers, Gas/Liquid
38724	Detectors
38725	Anaerobic Chamber
38728	Electronic Test/Measure I
38730	Environmental Control
38731	Health Consulting
38734	Freeze Drying Equipment
38735	Furnaces (Special)
38736	Gauges
38738	Heaters, Infrared
38746	Lasers & Accessories
38748	Liquid Scintillates
38750	Magnets & Accessories
38751	Manometers
38752	Metallurgical Apparatus
38753	Meteorological Apparatus
38754	Ph Meters & Related Acces
38755	Meteorological Apparatus
38756	Meters, Oil

**Commodity**

<u>Code</u>	<u>Commodity Description</u>
38758	Monochrometers
38760	Nuclear Instrumentation
38761	Oceanographic
38762	Simulated Coral reed
38763	Optical Instruments
38764	Oscillographs/Scopes
38767	Ovens, Scientific Equip.
38768	Photometers
38773	Potentiometers
38775	Probeye Infrared Viewer
38776	Phycological Testing Equi
38777	Recorders
38782	Spectrometers & Spectroph
38787	Test Equipment
38788	Testing Instruments & Equ
38789	Miscellaneous
38790	Temp. Equipment
38800	Cameras
38802	Darkroom Supplies (Photog
38803	Blue Print Machines
38804	Cameras, Identification
38806	Projectors
38807	Lighting, Studio Access
38808	Book Detection System
38809	Books
38812	Film Editing & Insp Equip
38813	Cabinets, Film
38815	Projection Systems Equipm
38900	Scales
38998	Safety Equipment, Face, H
38999	Maint.Equip.(Brooms,Mops
39000	Tools, Small, General
39001	Anvils/Accessories
39004	Locks/Padlocks, Comb. & K
39006	Scaffold Equipment
39007	Fork Lifts Rough Terrain
39010	Ladders (Metal, Fibergl,W
39011	Cabinets, Tool
39012	Safety Equip, Face/Head/E

**Commodity**

<u>Code</u>	<u>Commodity Description</u>
39013	Smoke Detectors
39014	Cabinets, Wall/Conference
39023	Hand Tools, Carpenters'
39032	Screwdrivers
39033	Mechanics Tools(Pliers/So
39034	Wrenches, Nut Drivers, Et
39036	Tools, Garden & Lawn
39043	Shovels & Snow Shovels
39100	Hand, Platform, & Pallet
39101	Trucks, Pallet
39102	Moving/trucking Services
39103	Carts, Utility
39104	Tenant Relocation/Removal
39104A	Carts & Laundry
39105	Pallet Racks
39108	Conveyors
39109	Wheel Casters
39600	Fencing, General
39604	Fencing, General
39999	Insulation, Pipes & Valve
40400	Automobiles
40490	Lease Vehicles
40520	School Bus,Lt Duty Types
40521	School Bus,Med Duty Type
40522	Van Conversions & Bus Bod
40523	Transit Buses
40531	Tailgate/Ligtgate
40533	Aerial Trucks
40535	Truck Bodies
40540	Vans, Passenger & Cargo
40550	Sport Utility Vehicles
40553	Ski Lifts
40560	Trucks, Pick-Up
40570	Trucks, Cab Chassis, Lt D
40580	Trucks, Medium Duty
40590	Trucks, Heavy Duty Dump
40600	Tractors, Crawler
40601	Tractors, Load/Backhoes/S
40602	Bulldozer

## Commodity Codes

## APPENDIX C

### Commodity

<u>Code</u>	<u>Commodity Description</u>
40603	Wheel Loaders
40604	Skid Steer Loaders
40605	Fork Lifts (Rough Terrain
40606	Farm Tractors
40700	Power Plant Equipment
40710	Incinerators
40900	Snowremoval Equipment
41100	Cranes, Pedestal Mounted
41101	Rigging & Hauling
41101A	Buckets, Clam Shell Etc.
41102	Trench Diggers
41103	Hydraulic Excavators
41104	Trench Filling Machines
41105	Cranes, Pedestal Mounted
41200	Drilling Equipment
41400	Air Compressors
41600	Sweeper, Rotary
42200	Snow Vehicles
42201	All-Terrain Vehicles
42300	Trailers, Heavy Hauling
42301	Trailers, Home-Field Offi
42302	Modular Buildings - Trail
42800	Furnace, Heat Treating
42900	Brush & Wood Chippers
43000	Ice Resurfacing Machines
43100	Hoists
43101	Hydraulic Jacks
43200	Tools, Power
43201	Tools, Machine
43202	Tools, Machine, Metal For
43203	Tools, Pneumatic
43204	Tools - Electric Drills
43205	Jointers, Wood (Motorized)
43206	Lathes
43221	Paint Spraying Equipment
43222	Paint Spraying Equipment
43223	Welding Equipment
43229	Saws, Chain (Gasoline)
44500	Post Hole Diggers

### Commodity

<u>Code</u>	<u>Commodity Description</u>
45001	Turf Utility Vehicles
46000	Pumps
47100	Sand Blasting Equipment
49600	Boats
49606	Marine Supplies
49608	Life Preservers
50041	Engraving System
50042	Maps & Globes
50050	Printing Equipment
53333	Aluminum Grille Covers
55511	Batteries, Automotive
55551	Salary Reimbursement
55555	Expansion Joints
55666	Let Layup for Waste Heat
60000	Telephone Systems
60001	Telecommunications, Consu
60002	Consultant - Audio Visual
60003	Cable & Fiber Optics
60004	Video Educational TV Syst
60005	Planetariums
60006	Electrical Substations
63636	Fuses
65000	Law Enforcement Equip.
66666	Bus Duck Riser
70000	Artwork
71002	Carpet Installation
71004	Elevator Maint. & Repairs
71006	Fire Extinguisher (Portab
71007	HVAC Equip. Maint/Repair
71008	Janitorial Services
71009	Landscaping
71010	Pest Control Thru Integ.M
71011	Security Services
71012	Snow Plowing/Removal
72001	Automobile/Truck Rental
72002	Automobile/Truck Repair
73000	Office Supplies, Clients
73001	Consultant, Computer
73002	Office Supplies, DASNY

### Commodity

<u>Code</u>	<u>Commodity Description</u>
73003	Temporary Personal Servic
73004	Consulting, Computer Trai
73007	Building Commissioning
73011	Occupational Safety & Hea
73012	Consulting, Systems Integr
73013	Environmental Consulting
73014	Consultant, Energy
73100	Printing Forms Etc.
75000	Svs.-Spec.(secur.Maint.PI
75002	Sys/Periph,Hdwr - Ncr
75003	Sys/Periph, Hdwr - Bull H
75005	Sys/Periph, Hdwr-Digital
75006	Sys/Periph, Hdwr-Hewlett
75008	Sys/Periph, Hdwr - IBM
75011	Sys/Periph, Hdwr - Micro
75016	Sys/Periph, Hdwr - Sun
75020	Sys/Periph, Hdwr - Xerox
75031	Micro Computer Hdwr - Dell
75300	Micro Computer Hdwr - Ast
75301	Micro Computer Hdwr - Comp
75302	Micro Computer Hdwr - Dell
75303	Micro Computer Hdwr-Digit.
75304	Micro Computer Hdwr - Gate
75305	Micro Computer Hdwr-Hewlet
75306	Micro Computer Hdwr - IBM
75307	Micro Computer Hdwr - Nec
75308	Micro Computer Hdwr - Tosh
75309	Micro Computer Hdwr - Zeni
75310	Micro Computer Hdwr - Hert
75311	Micro Computer Hdwr - Cube
75312	Micro Computer Hdwr - Css
75313	Micro Computer Hdwr -Evere
75314	Micro Computer Hdwr - Appl
75315	Micro Computer Hdwr - Sire
75316	Micro Computer Hdwr - Acer
75317	Micro Computer Hdwr-Packar
75318	Micro Computer Hdwr-Misc H
75320	Micro Computer Hdwr-Bernou
75321	Micro Computer Hdwr-Texas

## Commodity Codes

## APPENDIX C

### Commodity

<u>Code</u>	<u>Commodity Description</u>
75323	Micro Compuer Hdwr-Bitwis
75324	Micro Compuer Hdwr-Comput
75325	Micro Compuer Hdwr - Sidu
75326	Micro Compuer Hdwr - Data
75327	Micro Compuer Hdwr - Unis
75500	Printers, Hdwr - Genicom
75501	Printers, Hdwr - Epson
75502	Printers, Hdwr-Hewlett Pa
75503	Printers, Hdwr - Nec
75506	Printers, Hdwr - Panasoni
75507	Printers, Hdwr - Qms
75508	Printers, Hdwr - Tektroni
75509	Printers, Hdwr - Canon
75511	Printers, Hdwr - Xerox
75512	Printers, Hdwr - Pennant
75513	Printers, Hdwr - Brother
75517	Printers, Hdwr-Advan. Mat
75518	Printers, Hdwr - Data Pro
75521	Printers, Hdwr - Printron
75522	Printers, Hdwr - Texas In
75700	Adaptive Aids for Disabil
76003	Software Sys - Oracle
76019	Software Sys - Financial
76021	Software Sys - Helpdesk S
76030	Software Sys - Gloval Sof
76040	Consulting & Train, Softw
76050	Software Sys - Miscellane
76060	Network,Hdwr&Softwr - Veritas
76301	Software, Micro - Borland
76303	Software, Micro - Map Inf
76304	Software, Micro - Microso
76306	Software, Micro - Symante
76309	Software, Micro - Filenet
76310	Software, Micro - Mcafee
76311	Software, Micro - Autodes
76313	Software, Micro - Discove
76400	Software, Micro-Secur/Ant
76401	Software, Micro-Secur/Fir
77001	Data Communications

### Commodity

<u>Code</u>	<u>Commodity Description</u>
77003	Interactive Tele Voice Re
77004	Electronic Tele Key&Stati
77006	Video Teleconference
77007	Cable & Fiber Optics
77008	Cellular Telephone Servic
77009	Pbx (100-1000 Ports)
77010	Long Distance Carrier Ser
77011	Local Exchange Carrier (L
77012	Isdn Termination Equipmen
77013	Paging Equipment Rental
77015	Internet Access Services
77020	Data Communications - Mot
77022	Data Communications - Par
77023	Data Communications - Rac
77024	Data Communications - Tel
77025	Data Communications -Newb
77026	Data Communications - Lar
77050	Telemangement Software
77500	Network, Hdwr&Softwr - Ba
77501	Network, Hdwr&Softwr-Cabl
77503	Cisco, Networking
77504	Network, Hdwr&Softwr - Ma
77505	Network, Hdwr&Softwr - Pr
77506	Network,Hdwr&Softwr-Bay N
77507	Network,Hdwr&Softwr - 3-C
77508	Network,Hdwr&Softwr - Xyp
77509	Network,Hdwr&Softwr-Netwk
77510	Network,Hdwr&Softwr - Int
77511	Network,Hdwr&Softwr-Ub Ne
77513	Network,Hdwr&Softwr -Lano
77515	Network,Hdwr&Softwr-Std.
77517	Network,Hdwr&Softwr-Comp
77518	Network,Hdwr&Softwr - Net
77520	Network,Hdwr&Softwr - Oli
77521	Network,Hdwr&Softwr - Xyl
77522	Network,Hdwr&Softwr -Wall
77523	Network,Hdwr&Softwr - For
77524	Network,Hdwr&Softwr-Secur
77530	Network,Hdwr&Softwr - Mis

### Commodity

<u>Code</u>	<u>Commodity Description</u>
75322	Micro Compuer Hdwr-Upst W
77777	Special Agencies
78013	Sys/Peri -Hdwr Maint-Xero
78018	Sys/Peri -Hdwr Maint- Nor
78020	Sys/Peri -Hdwr Maint- Sun
78100	Client Serv Maint - Nor
78101	Client Serv Maint - Data
78102	Client Serv Maint -Digita
78103	Client Serv Maint -Hewlet
78104	Client Serv Maint - IBM
78105	Client Serv Maint -Silico
78106	Client Serv Maint - Sun
78107	Client Serv Maint - Tektr
78108	Client Serv Maint - Seque
78109	Client Serv Maint - Bull
78110	Client Serv Maint - Unisy
78250	Micro Computer - Ast
78251	Micro Computer - NCR
78252	Micro Computer - Compaq
78253	Micro Computer - Data Gen
78254	Micro Computer - Dell
78255	Micro Computer - Digital
78256	Micro Computer - Gateway
78257	Micro Computer - Hertz
78258	Micro Computer - Hewlett
78259	Micro Computer - IBM
78261	Micro Computer - Nec
78262	Micro Computer - Toshiba
78263	Micro Computer - Unisys
78264	Micro Computer - Zenith
78265	Micro Computer - Apple/Ma
78280	Maint for Pc's &Peri/Brea
78400	Printer (Hdwr-Maint) Geni
78401	Printer (Hdwr-Maint) Epso
78402	Printer (Hdwr-Maint)Hewle
78403	Printer (Hdwr-Maint) Nec
78407	Printer (Hdwr-Maint) Qms
78408	Printer (Hdwr-Maint) Tekt
78409	Printer (Hdwr-Maint) Cano

## Commodity Codes

## APPENDIX C

### Commodity

<u>Code</u>	<u>Commodity Description</u>
77002	Digital Centrex Equipment
78412	Printer (Hdwr-Maint) IBM
78414	Printer (Hdwr-Maint) Unis
78416	Printer (Hdwr-Maint) Brot
78550	Comm Equip/Maint/Repair
78551	Telecomm Equip Refurbish
78552	Comm Equip/Maint-Racal-Da
79001	Energy Conserv./Managment
79004	Moving/Trucking Services
79006	Travel Services
79007	Lodging
79008	Bank Card Services
79009	Transcriptions
79010	Info Subscrip Svs&On-Line
79011	Overnight Mail
79012	Mail Presort
79013	Waste Collection & Dispos
79014	Contract Hearing Report&T
79015	Telecommunications Audit
79016	Internet/Web Services
79018	Mail Presorting/Bar Codin
79020	Recycling (paper)
79021	Towing
79022	Cost Recovery Services
79027	Payroll Services
79031	Record Ctr Storage & Retr
79034	Telephone Debit Card
79501	Microfilming
79503	Security Sys Maint/Repair
79504	Power Supply (Uninterrupt
79505	Educational Prod (Hdwr&St
79507	Scanning Products
79508	Tape Drives
79509	Imaging
79512	Ticket Dispensing System
79513	Plotters
79514	Digitizers
79515	Memory (Technology) Misc
79518	Software (Microcomp) - Mi
79519	Disk Drives

### Commodity

<u>Code</u>	<u>Commodity Description</u>
79520	X-Terminals
79521	Electronics Switch
79522	PC Sharing Devices/Tech -
79523	Optical Mark Readers
79524	Maint Tracking Stwr Tech-
79525	Time Mgmt/Acc Control Hdw
79526	Project Mgmt Sfwr/Tech-Mi
79527	Edi Value Added Network/T
79528	Hardware & Software - Mis
79529	Telecomm On-Site Train -
79530	Comp Point of Sale Equip-
79531	Intel Char Recog Sftw Tec
79532	Forms Process Sftw Tech -
79533	Edi Sftw Tech - Misc
79534	Tech Misc - Tsr Consultin
79535	Tech Misc - Bus Records C
80000	Building Maintenance, DAS
80010	Building Supplies, DASNY
80020	Office Supplies, DASNY
80030	Ergonomics, DASNY
80040	Projection Systems/Equip
80060	Equip Ribbons/Printer DAS
80070	Equip Repairs, DASNY
80100	Artwork, Framing
80101	Artwork, Installation
80102	Artwork, Fabrication
80103	Artwork, Storage
80104	Artwork, Appraisal
80105	Artwork, Transportation
80106	Artwork, Honorarium
80107	Artwork, Consultant
81000	Finance Contracts
81010	Audit/Accounting
81020	Investment Banking
81030	Trustee Custody Fees
81040	Lodging - Hotels & Motels
81050	Insurance Premiums & Fees
81060	Letter of Credit Fees
81070	Rating Agencies Bond Clos
92000	General Construction Cont

### Commodity

<u>Code</u>	<u>Commodity Description</u>
78411	Printer (Hdwr-Maint) Xero
81080	Rating Agencies Commerc P
81090	Claims Handling
81100	Remarketing Fees
81110	Mortgage Servicing
81120	Bond Insurance Fees
81130	Floor Ceiling Fees
81140	Fees, Final Endorsement
81150	Administrative Fees
81160	SHELF Rebates
81300	Background Check for Empl
82000	Pre-Design Phase Contract
82010	Soil/Boring Testing
82020	Environmental Studies
82030	Surveying
82040	Real Estate
82050	Programming Planners
82060	Appraiser
82070	Abstract Company
82080	Land Survey Company
82090	Real Estate Acquisition
82100	Lease Renovations
83000	Design Phase Contracts
83010	Architect
83020	Design/Build
83030	Engineering
83040	Interior Design
83050	Landscape Design
84000	Construction Contracts
84001	Honorarium
84010	Clerk-of-the-Works
84020	Construction Management
84030	Controlled Inspections
84040	Estimator - Estimating
84050	Field Representative
85000	Miscellaneous Contracts
85010	Artists
85020	Asbestos
85030	Custody & Safekeeping
85035	Bridge/Street Franchises

## Commodity Codes

## APPENDIX C

<u>Commodity</u>	<u>Commodity Description</u>	<u>Commodity</u>	<u>Commodity Description</u>	<u>Commodity</u>	<u>Commodity Description</u>
85040	Data Processing	92010	Acoustical Ceilings	95010	Fire Suppression System
85050	Equipment Maintenance	92020	Carpentry	95020	Pools
85060	Garage Maintenance	92030	Concrete	95021	Pool Tiles/Repairs
85070	Management Consultant	92040	Decks, Metal	95030	Storage Tanks
85075	Consultant Services	92050	Drywall	95040	Utility Control Systems
85080	MBE Consultant	92060	Fabrications	95041	Automated Watering System
85090	Printing	92070	Flooring	95050	Elevators
85100	Security	92080	Glazing	95051	Elev. Car Position Indica
85110	Telecommunications	92090	Insulation	95060	Asbestos Abatement
85120	Photography	92100	Masonry	96000	Trailer Rental, DASNY Fie
85130	Training Consultant	92110	Ornamental Metal	96010	Office Equipment, DASNY F
85131	Seminars	92120	Painting	96020	Computer Equipment DASNY
85132	Training Coordinator	92130	Partitions	96030	Heat Light & Power DASNY
85135	Caterer	92140	Plaster	96040	Telephone, DASNY Field
85140	Building & Office Rent	92150	Roofing	96050	Water, DASNY Field
85150	Licensing & Fees - Govern	92160	Sealants & Caulking	96060	Postage/Messenger, DASNY
85160	Garage Operations	92170	Sheetmetal	96070	Office Supplies, DASNY Fi
85170	Memberships	92180	Siding	96080	Progress Photos, DASNY Fi
85180	Building Operating Expens	92190	Signs	96090	Parking Expenses, DASNY F
85190	Real Estate Tax Escalatio	92200	Wall Covering	96100	Misc. Expenses, DASNY Fie
85200	Freight	92210	Waterproofing	97000	Telecommunications Expens
85210	Courier Service	92220	Windows	98000	Parking Rental
85220	Misc. Building Expenses	93000	Electrical Contracts	98010	Cable Television
85230	Site Safety Inspections	93010	Communications	98020	Gasoline Expense
86000	Legal Contracts	93020	Controls	98030	Express Mail
86010	Litigation Counsel	93030	Instrumentation	98040	Utilities
86020	Real Estate Counsel	93040	Lighting	98050	Postage
86030	Special Counsel	93041	Reflectors	99000	Accountant Fees, COIS
86040	Bond Counsel	93050	Power Distribution	99100	Advertising Fees, COIS
86050	UCC Filings	94000	Mechanical Contracts	99110	DASNY Construction Fee, C
86060	Contract Claim Settlement	94010	Air Conditioning	99120	DASNY Financing Fee
90000	Equip Replacemet Direct P	94020	Drainage	99130	DOH Con Fee, COIS
91000	Site Work Contracts	94030	Fire Protection	99140	FHA Counsel Fee, COIS
91010	Demolition	94040	Heating	99150	Financial Consultant, COI
91020	Excavation	94050	Plumbing	99160	Floor Ceiling Fees, COIS
91030	Piped Utilities	94060	Temperature Controls	99170	Institution Attorney, COI
91040	Landscaping	94070	Ventilating	99180	LOC Attorney Fees, COIS
91050	Paving	95000	Misc. Construction Contra	99190	LOC Fees, COIS
91060	Surfacing			99200	Miscellaneous 2%, COIS



## Commodity Codes

## APPENDIX C

### Commodity

<u>Code</u>	<u>Commodity Description</u>
99210	Mortgage Banking Fee, COI
99220	Municipal Bond, COIS
99230	Printing/Documents/Bonds,
99240	Surety Bond Fees, COIS
99250	Title Insurance, COIS
99260	Trustee Acceptance Cou, C
99270	Trustee Administrative, C
99280	Underwriter Discount, COI
99290	Verification Refunding, C
99300	Bond Issuance Fees, COIS

### Commodity

<u>Code</u>	<u>Commodity Description</u>
-------------	------------------------------

### Commodity

<u>Code</u>	<u>Commodity Description</u>
-------------	------------------------------

## Trade/Service Codes

## APPENDIX D

<u>Trade/Service</u> <u>Category Code</u>	<u>Category Code Description</u>	<u>Trade/Service</u> <u>Category Code</u>	<u>Category Code Description</u>	<u>Trade/Service</u> <u>Category Code</u>	<u>Category Code Description</u>
100	Finance Contracts	411	Telecommunications	621	Waterproofing
101	Auditing/Accounting	412	Training Consultant	622	Windows
102	Investment Banking	413	Photography	700	Electrical
103	Letter of Credit Banking	415	Training Coordinator	701	Communications
104	Trustee Banking	416	Building & Office Rent	702	Controls
105	Lodging-Hotels/Motels	417	Licensing & Fees-Gov't	703	Instrumentation
106	Insurance Premiums	450	Legal	704	Lighting
200	Pre-Design Phase Contracts	451	Litigation Counsel	705	Power Distribution
201	Soil/Boring Tests	452	Real Estate Counsel	800	Mechanical
202	Environmental Studies	453	Special Counsel	801	Air Conditioning
203	Surveying	454	Bond Counsel	802	Drainage
204	Real Estate	500	Site Work	803	Fire Protection
205	Programming/Planners	501	Demolition	804	Heating
250	Design Phase Contracts	502	Excavation	805	Plumbing
255	Architect	503	Piped Utilities	806	Temperature Controls
260	Design Build	504	Landscaping	807	Ventilating
265	Engineer	505	Paving	900	Misc. Construction
266	Energy Performance Contracting	506	Surfacing	901	Fire Suppression Systems
270	Interior Design	600	General Construction	902	Pools
275	Landscape	601	Acoustical	903	Storage Tanks
300	Construction Phase Contracts	602	Carpentry	904	Utility Control Systems
301	Clerk of the Works	603	Concrete	905	Elevators
302	Construction Management	604	Decks	906	Asbestos Abatement
303	Controlled Inspections	605	Drywall	907	Building Management System
304	Estimator	606	Fabrications		
305	Field Representative	607	Flooring		
306	General Conditions	608	Glazing		
307	Construction Manager at Risk	609	Insulation		
400	Misc. Professional Svcs	610	Masonry		
401	Artist	611	Ornamental Metal		
402	Asbestos Consultant	612	Painting		
403	Printing	613	Partitions		
404	MBE Consultant	614	Plaster		
405	Security	615	Roofing		
406	Data Processing	616	Sealants		
407	Management Consultant	617	Sheet Metal		
408	Custody and Safekeeping	618	Siding		
409	Equipment Maintenance	619	Signs		
410	Garage Maintenance	620	Wall Coverings		

## Trade/Service Codes

## APPENDIX D

<u>Trade/Service</u> <u>Category Code</u>	<u>Category Code Description</u>	<u>Trade/Service</u> <u>Category Code</u>	<u>Category Code Description</u>	<u>Trade/Service</u> <u>Category Code</u>	<u>Category Code Description</u>
AIR	Air Conditioners	DIR	Direct Pay Invoice	LCD	Video Electronic Equip
ALA	Fire/Smoke Alarm Systems	DOF	Dormitory Furniture	LEG	Legal Contracts
APP	Appliances	DRA	Draperies	LIG	Lighting Equipment, General
ART	Artwork	ELC	Electrical Contracts	LOC	Lockers & Shelving
ATH	Athletic Equipment	ELE	Electrical Supplies, General	LOO	looms, Weaving
AUD	Audio & Video Electronics	ENE	Energy Conserv/Management Sys	LUM	Lumber
AUT	Batteries, Automotive	ENG	Engineering Instruments	MAI	Maint. & Repairs
BAR	Barber Shop Equip	ERE	Equipment Repairs, DASNY	MAP	Maps & Globes
BED	Bed	ERG	Ergonomics, DASNY	MAR	Marine Supplies
BLI	Blinds	ERI	Equip Ribbons/Printer DASNY	MAT	Mattress
BMA	Building Maintenance, DASNY	EXT	Fire Extinguishers	MCN	Misc. Construction Contracts
BOI	Boilers & Heating Equipment	FAB	Fabric, Upholstery	MCO	Miscellaneous Contracts
BOO	Books	FAN	Fans	MEC	Mechanical Contracts
BRU	Brush Cutters, Tractor-drawn	FAX	Facsimile	MED	Medical Supplies
BSU	Building Supplies, DASNY	FEN	Fencing	MIS	Miscellaneous
BUI	Building Materials, General	FIE	DASNY Field	MOW	Mowing Equipment
BUL	Bulletin Boards	FIL	Files	MUS	Musical Instruments
CAB	Cabinets	FIN	Finance Contracts	NET	Networking Hardware & Software
CAF	Cafeteria Line Equipment	FLA	Flags	OFF	Office Equipment
CAR	Carts	FLM	Film	OSU	Office Supplies, DASNY
CAS	Casework	FLO	Carpet Cleaning Equipment	PAR	Parking Gate Systems
CHA	Chairs	FLU	Fluid, Transmission	PER	Periodicals
CLO	Clocks	FOO	Food	PHO	Photographic Equipment
COI	Fees	FUE	Fuel, Heating	PLU	Plumbing Supplies, General
COM	Air Compressors	FUR	Furniture	POO	Pool Ladders & Railings
CON	Consultant Services	FRT	Freight	POW	Power Plant Equip
COO	Water Coolers	GAR	Garage Equipment, General	PRD	Pre-Design Phase Contracts
COP	Copiers	GEN	General Construction Contracts	PRE	Offset Presses
COS	Construction Contracts	HAN	Handicap	PRI	Printing Equipment
COV	Floor Covering	HDW	Systems/Peripherals-Hardware	PRO	Projection Systems/Equip DASNY
CUR	Cubical Curtains	HMR	Background Check	PUB	Publications
DEG	Design Phase Contracts	HOO	Coat Hooks	RAD	Radios, Portable, Hand-Held
DEN	Dental Equipment	HOS	Hospital Supplies	REC	Waste Receptacles
DES	Desks	ICE	Ice Makers	REF	Refrigerator
DET	Metal Detectors, Walk-Through	INS	Carpet Installation	RUG	Rugs and Carpets
REN	Parking Rental	IRO	Flatworm Ironed Pads & Covers	RSK	Ins.Prem. & Fees/Claims Handling
RIS	Risers, Band	LAB	Laboratory Equipment	SAF	Safes
RLP	Appraisals/Survey/Real Estate/Lease	LAD	Ladders	SCH	School
SAL	Salary	LAM	Lamps, Table & Floor	SCQ	Scientific Equipment

## Trade/Service Codes

## APPENDIX D

<u>Trade/Service Category Code</u>	<u>Category Code Description</u>
SEC	Security
SEM	Seminars
SEW	Sewing Machines
SHA	Shades
SHE	Shelving, Cafeteria & Refrig
SIG	Signage
SIT	Site Work Contracts
SNO	Snowblowers
SOF	Software Sys, Purchase & Maint
SVS	Services
TAB	Tables, Picnic
TEC	Memory Technology
TEL	Telephone Systems
THE	Photo, Cine, & Theater Equip
TIC	Ticket Dispensing Systems
TOO	Tools
TRA	Transformers
TVS	Television Sets
TYP	Typewriters
UPS	Power Supply (Uninterruptable)
VAC	Vacuums
VEH	Automobiles
VID	Tape Recorders, Video
XRA	X-Ray Equipment
XTA	X-Ray

<u>Trade/Service Category Code</u>	<u>Category Code Description</u>
--	----------------------------------

<u>Trade/Service Category Code</u>	<u>Category Code Description</u>
--	----------------------------------

# Dormitory Authority - State of New York

---

## Procurement Contract Annual Report For the Period Commencing April 1, 2011 and Ending March 31, 2012

### Procurement Policy



Dormitory Authority  
State of New York

PROCUREMENT POLICY OF THE DORMITORY AUTHORITY  
OF THE STATE OF NEW YORK

1. Purpose

It is the policy of the Dormitory Authority of the State of New York (“the Authority”) to procure goods and services in a manner which ensures: (i) compliance with all provisions of law governing procurements by the Authority; (ii) the acquisition of quality goods and services at the lowest possible cost in a timely and efficient manner; (iii) the wise and prudent use of the resources of the Authority, its clients and the taxpayers of the State of New York; (iv) the promotion of the use of qualified Certified Minority and Women-Owned Enterprises in Procurement Contracts in accordance with law; and (v) guards against favoritism, extravagance, fraud and corruption.

2. Competitive Procurement Methods

(a) All procurements of goods and services shall be made by the Authority on a competitive basis except as otherwise provided in this Policy. The competitive methods used to make procurements shall include: (i) sealed competitive bids; (ii) requests for proposals; (iii) written quotations; (iv) verbal quotations; (v) purchases made pursuant to centralized contracts let by other public and private entities pursuant to a competitive process; or (vi) any other competitive method of procurement that is consistent with the purposes of this Policy.

(b) For every contract awarded pursuant to sealed competitive bids, the Authority shall maintain procedures designed to ensure that the contract is awarded to the lowest responsible bidder submitting a bid that meets the specifications. In determining responsibility, staff shall consider factors such as financial responsibility, reliability, skill, past performance by the contractor on the Authority projects, judgment and integrity. The written procedures shall further require, among other things, that: (i) to the extent required by law, there be separate specifications for major categories for work; (ii) all advertisements for sealed bids be published in the manner required by law and in such other publications as are appropriate to ensure reasonable competition; and (iii) the

rationale for awarding the contract to other than the apparent low bidder be documented and retained in the procurement file.

(c) For every contract awarded pursuant to a request for proposal process, the Authority shall maintain procedures governing the solicitation, evaluation and selection of consultants and contractors designed to ensure that the contract is awarded to a responsible contractor evidencing proven experience with projects of the scope, magnitude and complexity of the type that are the subject of the contract and that the contractor has the ability to perform all work required in a professional and timely manner. The written procedures shall require, among other things, that: (i) there be a written request for proposals setting forth the criteria and standards upon which the award is to be based; (ii) the notice for request for proposals be published in the manner required by law and in such other publications as are appropriate to ensure reasonable competition; (iii) the rationale for awarding the contract be documented and retained in the procurement file; and (iv) any competitive negotiations with a proposer be in the best interests of the procurement and documented in the procurement file.

(d) The Authority shall not let a construction contract under which the contractor is to provide both design and construction services ("design/build contract") unless: (i) this method of procurement is permitted under applicable law; and (ii) the Authority and its client concur in writing prior to the commencement of the procurement process that the use of a design/build contract is in the best interests of the project and in support of that determination, identify the specific benefits, such as schedule, financial, or project feasibility, expected to be gained from a design/build method of procurement. All design/build contracts shall be awarded pursuant to a documented request for proposal process.

(e) The Authority shall, in addition to the procedures required above, maintain written procedures for any other method of competitive procurement to be used by the Authority. These procedures shall, among other things: (i) identify the category of procurement to which the procedure relates; (ii) ensure reasonable competition given the cost and type of procurement; and (iii) require written documentation of the rationale for awarding the procurement.

(f) The Authority shall implement and maintain a process for reviewing inquiries from unsuccessful bidders and proposers. Such process shall ensure that unsuccessful bidders and proposers are treated in a fair and equitable manner.

### 3. Non-Competitive Procurement Methods

(a) The Authority, subject to the provisions of paragraph b of this Section, shall not be required to use a competitive method of procurement in the following instances:

(i) Selection By Client. The Authority may enter into contracts with contractors selected by clients of the Authority in appropriate instances where the client has provided adequate written rationale justifying the selection.

(ii) Emergency Contract. In the case of an emergency arising out of an accident or other unforeseen occurrence or condition whereby circumstances affecting property or other interests of the Authority or life, health or safety require immediate action, the President or his or her designee may authorize the award of a contract on other than a competitive basis. For each such procurement, there shall be a written record setting forth the basis for concluding that there was an emergency and the methods used to identify the selected contractor.

(iii) Discretionary Purchases. The Authority may purchase commodities or services from small business concerns or Minority or Women-Owned Business Enterprises, or commodities or technology that are recycled or remanufactured, in an amount not exceeding two hundred thousand dollars without a formal competitive process.

(iv) Preferred Sources. Goods or materials may be obtained from any provider, such as the Department of Correctional Services Industries Program and qualified charitable agencies for the blind, which, by law, are exempt from competitive bidding or similar requirements.

(v) Single Source. The President or his or her designee may authorize the award of a contract on other than a competitive basis, even though two or more firms can supply the required service, good, or material, provided that



the Authority determines that either: (a) one particular firm has unique knowledge or expertise with respect to the required service, good or material rendering the use of competitive procedures impractical; or (b) other material or substantial reasons exist for awarding the contract on other than a competitive basis. For each such procurement, there shall be a written record setting forth the basis for concluding that a single source procurement was in the best interests of the project and the methods used to identify the selected contractor.

(vi) Sole Source. When there is only one source for a required service, good or material, the President or his or her designee may the authorize the award of a contract for that service, good or material on other than a competitive basis.

(vii) Miscellaneous Exempt Contracts. Other types of goods or services for which a competitive procurement process is impractical may be awarded on other than a competitive basis. Such exempt contacts may include: tuition and other expenses incurred for employee training; services provided by monopolies, utilities and hotels; transportation services; contracts for computer or telephone hardware, software or services where current Authority license or use restrictions render competition impractical; and contracts for the completion of existing contracts that have been the subject of contractor default, termination or the exercise of owner's right to do work. Miscellaneous Exempt Contracts may be awarded without the approval of the President

(b) All procurements made pursuant to this Section 3 shall be done in accordance with law and in furtherance of the purposes enumerated in Section 1 of this Policy. In addition, even if procurements need not be made on a competitive basis under this Policy, it is still the policy of the Authority to seek competition to the maximum extent practicable under the circumstances.

#### 4. Procurement Guidelines.

In furtherance of this Policy and section 2879 of the Public Authorities Law, the Board of the Authority hereby adopts the attached Procurement Guidelines. The

Members of the Authority shall annually review this Policy and the attached Guidelines, together with the procurement report required by section 2879.

September 22, 2010

# Dormitory Authority - State of New York

---

## Procurement Contract Annual Report For the Period Commencing April 1, 2011 and Ending March 31, 2012

### Procurement Contract Guidelines

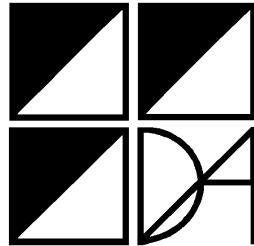


Dormitory Authority  
State of New York

**DORMITORY AUTHORITY  
STATE OF NEW YORK**

**PROCUREMENT CONTRACT GUIDELINES**

AMENDED 6/27/01  
9/22/04  
9/27/06  
9/22/10  
6/22/11



**DORMITORY AUTHORITY OF THE STATE NEW YORK  
PROCUREMENT CONTRACT GUIDELINES**

**Table of Contents**

<u>Section 1.</u>	<u>STATEMENT OF PURPOSE</u> .....	3
<u>Section 2.</u>	<u>DEFINITION OF TERMS</u> .....	3
<u>Section 3.</u>	<u>SOURCE SELECTION METHODS</u> .....	9
<u>Section 4.</u>	<u>PUBLICATION REQUIREMENTS FOR SOURCE SELECTION METHODS</u> .....	13
<u>Section 5.</u>	<u>REQUIREMENTS REGARDING THE SELECTION OF PROCUREMENT CONTRACTORS</u> .....	14
<u>Section 6.</u>	<u>STANDARD PROVISIONS FOR PROCUREMENT CONTRACTS</u> .....	22
<u>Section 7.</u>	<u>REPORT ON PROCUREMENT CONTRACTS</u> .....	24
<u>Section 8.</u>	<u>MISCELLANEOUS PROVISIONS</u> .....	25

## **Section 1. STATEMENT OF PURPOSE**

These Guidelines are adopted pursuant to the provisions of the Act (as defined below), Section 2879 of the Public Authorities Law, as amended, and the Procurement Policy of the Dormitory Authority of the State of New York. These Guidelines are designed to ensure the wise and prudent use of the resources of the Authority, its Clients and taxpayers; to guard against favoritism, extravagance, fraud and corruption; and, to facilitate the efficient and timely acquisition of services, Commodities and materials for the Authority and its Clients. To help ensure that the purpose of these Guidelines is met and that there is compliance with applicable law and procedures of the Authority, each operating division within the Authority shall involve the Procurement Unit within the Division of Construction in all purchases of goods and services by the Authority.

## **Section 2. DEFINITION OF TERMS**

Definitions. The following terms shall, for purposes of these Guidelines, have the following meanings unless the context shall clearly indicate otherwise:

- (1) “Act” shall mean the Dormitory Authority Act.
- (2) “Alternative Project Delivery System” shall mean any project delivery system, including (but not limited to) Construction Manager at Risk and Design/ Build, pursuant to which one or more contracts for the provision of design or construction services are awarded pursuant to an open, objective and competitive method of procurement.
- (3) “Authority” shall mean the Dormitory Authority of the State New York.
- (4) “Client” shall mean those entities for which the Authority is authorized to perform work under the Act or by other statute.
- (5) “Commodities” shall mean material goods, supplies, products or other standard articles of commerce other than technology and printing.
- (6) “Construction Manager At Risk” shall mean a method of procurement whereby: (i) a construction manager serves as part of a team in conjunction with the owner in the design phase of the project; (ii) during the construction phase, acts as general contractor for agreed upon compensation as set forth in the construction manager at risk agreement and (iii) assumes the risk of construction costs exceeding an amount specified in the Construction Manager at Risk agreement.
- (7) “Counsel” shall mean an attorney in the regular employment of the Authority.
- (8) “Competitive Basis” shall mean any of the Source Selection Methods enumerated in Paragraph B of Section 3 of these Guidelines.

- (9) “Completion Contract” shall mean contracts for the completion of existing contracts that have been the subject of contractor default, termination or the exercise of owner’s right to do work.
- (10) “Critical Contracts” shall mean Procurement Contracts which must be awarded within a specific time period because delay of award would have a serious adverse effect on the Authority that outweighs the benefits of advertising or reporting in the Contract Reporter as determined by the President or his or her designee.
- (11) “Design/Build” shall mean a Procurement Contract under which the contractor is to provide both design and construction services under a single contract but further requires that any professional services regulated by articles one hundred forty-five, one hundred forty-seven and one-hundred forty eight of the education law be performed by a professional licensed in accordance with such articles.
- (12) “Diversity Practices” shall mean the contractor’s practices and policies with respect to:
- a. utilizing certified Minority and Women-Owned Business Enterprises as subcontractors and suppliers on contracts awarded by the Authority to the contractor; and
  - b. entering into partnerships, joint ventures or other similar arrangements with certified Minority and Women-Owned Business Enterprises.
- (13) “Exempt Contracts” shall mean: (i) any written agreement for goods or services for which a procurement process is impractical, including but not limited to, tuition and other expenses incurred for employee training; services provided by monopolies, utilities and hotels; transportation services; contracts for computer or telephone hardware, software or services where current Authority license or use restrictions render competition impractical; and (ii) Completion Contracts-.
- (14) “Foreign Business Enterprise” shall mean a business enterprise, including a sole proprietorship, partnership or corporation, which offers for sale, lease or other form of exchange, goods sought by the Authority and which are substantially produced outside New York State, or services sought by the Authority and which are substantially performed outside New York State. For purposes of construction services, a foreign business enterprise shall mean a business enterprise, including a sole proprietorship, partnership or corporation, which has its principal place of business outside New York State.
- (15) “Minority-Owned Business Enterprise” shall have the same meaning ascribed thereto by Article 15-A of the Executive Law and shall include any business enterprise, including a sole proprietorship, partnership or corporation that is:

- a. at least fifty-one percent owned by one or more of the following minority groups: Blacks, Hispanics, Asians, Pacific Islanders or Native Americans, or, in the case of a publicly-owned business, at least fifty-one percent of the common stock or other voting interests of which is owned by Blacks, Hispanics, Asians, Pacific Islanders or Native Americans;
  - b. an enterprise in which the minority ownership is real, substantial and continuing;
  - c. an enterprise in which the minority ownership has, and exercises, the authority to control independently the day-to-day business decisions;
  - d. an enterprise authorized to do business in New York State, independently owned and operated, and not dominant in its field;
  - e. an enterprise owned by an individual or individuals, whose ownership, control and operation are relied upon for certification, with a personal net worth that does not exceed three million five hundred thousand dollars, as adjusted annually on the first of January for inflation according to the consumer price index of the previous year; and
  - f. an enterprise that is a Small Business.
- (16) “New York State Business Enterprise” shall mean a business enterprise, including a sole proprietorship, partnership, or corporation, which offers for sale or lease or other form of exchange, goods which are sought by the Authority and which are substantially manufactured, produced or assembled in New York State, or services which are sought by the Authority and which are substantially performed within New York State. For purposes of construction services, a New York State business enterprise shall mean a business enterprise, including a sole proprietorship, partnership or corporation that has its principal place of business in New York State.
- (17) “New York Resident” shall mean a natural person who maintains a fixed, permanent and principal home located within New York State and to which such person, whenever temporarily located, always intends to return.
- (18) “Officer” shall mean any person so defined in the By-Laws of the Authority.
- (19) “Procurement Contract” shall mean any written agreement to which the Authority is a party for the acquisition of goods or services of any kind in the actual or estimated amount of five thousand dollars (\$5,000) or more.



- (20) “Procurement Contractor” shall mean any contractor, consultant or vendor who enters into a Procurement Contract with the Authority.
- (21) “Procurement Contracts for Commodities shall mean any written agreement entered into by the Authority for the acquisition of Commodities in the actual or estimated amount of five thousand dollars (\$5,000) or more unless the Commodities are procured as part of a Procurement Contract for Non-Professional Services.
- (22) “Procurement Contracts for Non-Professional Services” shall mean any written agreement entered into by the Authority for the acquisition of personal services (other than Professional Services) and related Commodities, including construction contracts and Alternative Project Delivery System contracts, in the actual or estimated amount of five thousand dollars (\$5,000) or more.
- (23) “Procurement Contract for Professional Services” shall mean any written agreement for services involving the exercise of discretion, knowledge or expertise that are performed for fee, commission or other compensation by persons or organizations not providing such services in their capacities as officers or employees of the Authority or of any state agency or public corporation in the actual or estimated amount of five thousand dollars (\$5,000) or more. Professional Services include, but are not limited to, legal, accounting, management consulting, investment banking, financial services, insurance, planning, training, statistical, research, public relations, architectural, engineering, surveying or any other services of a consulting, technical or professional nature. Professional Services that may be required by the Authority include without limitation:
- a. Audit and Accounting - audit for individual programs as required or appropriate and preparation of year-end financial statements.
  - b. Appraisal - independent appraisals of properties or art work.
  - c. Art Work - provide selected art objects for display to enhance the aesthetic appearance of Authority projects.
  - d. Construction and Design Consulting.
    - i. Architectural - professional architectural services related to the design and construction of Authority and Client-owned facilities.
    - ii. Construction Management - management services on certain designated Authority projects including on-site inspections and overall coordination of all prime construction contracts.
    - iii. Controlled Inspection - professional engineering services to assure conformance to certain requirements of New York State and City Building

Code.

- iv. Engineering - professional engineering services related to the design and construction of Authority and Client-owned facilities.
- v. Scheduling - construction Critical Path Method (CPM) scheduling services or other scheduling services as may be required.
- vi. Surveying - surveys of Authority and Client-owned, or to be acquired, properties to establish boundaries, utility locations, etc.
- vii. Test Boring - test borings services for the purpose of analyzing sub-surface soil conditions on Authority construction sites.
- viii. Testing - technical testing services on various construction projects to assure adherence to quality of materials and design intent.
- e. Credit Facility - municipal bond insurance, letters of credit, surety bonds or other contracts that secure the repayment of obligations issued by the Authority, constitute part of a debt service reserve fund or provide liquidity for obligations rendered for purchase or redemption.
- f. Custody and Safekeeping Services - custody and safekeeping services to secure Authority investments and receive and evaluate underlying collateral.
- g. Data Processing Services - including report generating and printing services for the Authority which are not programmed to be run on site, programming services as may be required and systems maintenance and support.
- h. Equipment Maintenance - maintenance for the routine service and repair of office, data processing or other equipment.
- i. Financial Advice - independent advice with regard to Authority investments and the structure of Authority debt instruments.
- j. Legal - bond and other outside counsel retained by the Authority.
- k. Investment Banking - purchase of Authority bonds, including assistance in the preparation, marketing, distribution and sale of Authority debt issues.
- l. Management Consulting - analysis and recommendations concerning the Authority's structure and operation, including but not limited to, data processing and telecommunications services and training.
- m. Minority Business Enterprise Consultants - technical assistance services to Minority Owned Business Enterprises to facilitate their participation in the Authority's construction program

- n. Mortgage Servicing - services involving the collection of monthly mortgage payments on insured mortgages, maintaining escrow accounts, transmittal of mortgage insurance premiums to the insurer, submission of advances for insurance, filing of notices, and in the event of default, processing claims for benefits to the insurer.
  - o. Trustee Banking Services - banking services to monitor the timely receipt of debt service payments, compliance with reserve requirements, retirement of debt, collateral evaluations, and other services as required by the various bond resolutions.
  - p. Training - supervisory and special skills training to Authority employees.
  - q. Typographical/Printing – financial printing services based upon specifications and detail developed by the Authority; technical printing services relative to the reproduction of construction documents for the purpose of securing completion; graphic, layout, and printing services in connection with production of the Authority’s annual report and any special reports that may be required.
  - r. Such other Professional Services the Authority determines to be necessary pursuant to paragraph A of Section 5 hereunder.
- (24) “Procurement Policy” shall mean the Procurement Policy of the Authority that was developed by the Board of the Authority pursuant to which these Guidelines were adopted.
- (25) “Procurement Record” shall mean: (i) the documentation of the deliberative process by which a Procurement Contractor is selected and the approach taken in the procurement process; and (ii) the documentation pertaining to each contract amendment to any Procurement Contract.
- (26) “Re-bid Contracts” means contract opportunities being re-bid or re-solicited within forty-five business days after bids or proposals were originally due pursuant to publication in the Contract Reporter.
- (27) “Small Business” shall have the same meaning ascribed thereto by Article 15-A of the Executive Law and shall include a business which has a significant business presence in the State of New York, is independently owned and operated, not dominant in its field and employs, based on its industry, a certain number of persons as determined by the Director of the Division of Minority and Women’s Business Development, but not to exceed three hundred, taking into consideration factors which include, but are not limited to, Federal small business administration standards pursuant to 13 CFR part 121 and any amendments thereto.
- (28) “Source Selection Method” shall mean any method of procurement set forth in Paragraphs B and C of Section 3 of these Guidelines.

- (29) “The 2010 Disparity Study” shall refer to the disparity study conducted by the Director of the Division of Minority and Women-Owned Business Development regarding the participation of Minority and Women-Owned Business Enterprises in the state contracting marketplace.
- (30) “Women-Owned Business Enterprise” shall have the same meaning ascribed thereto by Article 15-A of the Executive Law and shall include any business enterprise, including a sole proprietorship, partnership or corporation that is:
- a. at least fifty-one percent owned by one or more United States citizens or permanent resident aliens who are women, or, in the case of a publicly-owned business, at least fifty-one percent of the common stock or other voting interests of which is owned by United States citizens or permanent resident aliens who are women;
  - b. an enterprise in which the women ownership is real, substantial and continuing;
  - c. an enterprise in which the women ownership has, and exercises, the authority to control independently day-to-day business decisions;
  - d. an enterprise authorized to do business in New York State, independently owned and operated, and not dominant in its field;
  - e. an enterprise owned by an individual or individuals, whose ownership, control and operation are relied upon for certification, with a personal net worth that does not exceed three million five hundred thousand dollars, as adjusted annually on the first of January for inflation according to the consumer price index of the previous year; and
  - f. an enterprise that is a Small Business.

### **Section 3. SOURCE SELECTION METHODS**

- A. 1. All Procurement Contracts entered into by the Authority shall be awarded: (i) in accordance with the Act, other applicable provisions of law, the Procurement Policy and these Guidelines and (ii) on terms most favorable to the Authority and its Clients. All Procurement Contracts shall be awarded using a Competitive Basis unless these Guidelines, the Procurement Policy and any applicable provisions of law permit the use of another Source Selection Method.
2. Prior to using any other Source Selection Method, the Authority must, in accordance with the requirements of section 162 of the State Finance Law insofar as it applies to public authorities, first ascertain whether the goods or services are required to be obtained from a Preferred Source as provided in Section 3.C.6 of these Guidelines.

B. Subject to the requirements of these Guidelines, Procurement Contractors may be selected using one of the following competitive Source Selection Methods:

1. Centralized Contracts. Services, goods or materials may be obtained through contracts or other arrangements of the New York State Office of General Services or the United States General Services Administration or contracts or other arrangements of any health care, educational institution or local governmental Clients provided that the procurement complies with applicable procurement laws, regulations and guidelines for the use of such contracts.
2. Comparative Pricing. Solicitation of qualified potential contractors and analysis of the cost of each good, material or service required.
3. Competitive Bid. Solicitation of price bids by advertising for specified services (other than Professional Services), goods, materials, to be awarded to the lowest responsible bidder after the submission of a responsive bid.
4. Competitive Negotiations. Solicitation of qualified potential contractors who have submitted materials for a Procurement Contract not subject to Competitive Bid, which permits further negotiation of their proposals, including prices for contract award, on the basis of a formal evaluation of the characteristics, quality and cost of such proposals.
5. Mental Hygiene Projects Under \$40,000. The Authority may award Procurement Contracts valued below forty thousand dollars (\$40,000) utilizing Comparative Pricing for authorized Mental Hygiene projects.
6. Job Order Contracts. The Authority may award Procurement Contracts or work orders to Procurement Contractors who have been selected, pursuant to a Competitive Basis, to participate in the Job Order Contract program. A Job Order Contract consultant shall be selected to develop contract documents necessary to procure Job Order Contractors, and to implement execution procedures and training.
7. Requests for Proposals. Solicitation of specific proposals to determine the proposer's understanding of identified financial, organizational, logistical and technical requirements and/or problems and detailing elements of performance including techniques and procedures as well as prices. Award of a Procurement Contract using this method is made on the basis of a formal evaluation of the qualifications of the proposers and the characteristics, quality and cost of such proposals.
8. Requests for Qualifications. A solicitation used in connection with any Procurement Contract to be awarded on a Competitive Basis for which the

Authority is authorized by law to establish a pre-qualified list of Procurement Contractors in order to retain a qualified pool of Procurement Contractors.

9. Term Contracts. Procurement Contracts entered into by the Authority on a Competitive Basis for a specific period of time for either (i) Professional Services or (ii) other than Professional Services.

C. Subject to the requirements of these Guidelines, Procurement Contractors may be selected using one of the following non-competitive Source Selection Methods:

1. Assignment. The Authority may acquire contracts through assignment from Clients or their legal subsidiaries. The assignor shall certify that such contracts were awarded pursuant to applicable procurement laws, regulations and guidelines and, if required, that a competitive process was employed.
2. Completion Contract. The Authority may enter into contracts for the completion of existing contracts that have been the subject of contractor default, termination or the exercise of owner's right to do work. Except as otherwise required by any law or regulation, the Authority shall seek competition to the extent required by procedures adopted by the Authority.
3. Designation. The Authority may enter into Procurement Contracts with Procurement Contractors that are designated by Clients or their legal subsidiaries, provided that such designation is not inconsistent with any legal requirement applicable to the Authority. The designator, in the case of public clients, shall certify that such Procurement Contractors were selected pursuant to applicable procurement laws, regulations and guidelines and, if required, that a competitive process was employed.
4. Emergency Contract. In the case of an emergency arising out of an accident or other unforeseen occurrence or condition whereby circumstances affecting property or other interests of the Authority or life, health or safety require immediate action, the President or an Officer designee may award a Procurement Contract without the use of a Competitive Basis. A record setting forth the circumstances under which such contract was let shall be maintained with the contract.
5. Certain Discretionary Purchases. The Authority may purchase Commodities or services from Small Businesses or Minority or Women-Owned Business Enterprises, or Commodities or technology that are recycled or remanufactured, in an amount not exceeding two hundred thousand dollars in accordance with procedures established by the Authority for such Discretionary Purchases. Such Discretionary Purchases shall comply with applicable law (including section 162 of the State Finance Law insofar as it applies to public authorities) and except as

is necessary to effectuate the purposes of this paragraph, the provisions of these Guidelines.

6. Preferred Sources. Commodities or services may be available from any provider who has been afforded Preferred Source status in accordance with section 162 of the State Finance Law, including the Department of Correctional Services Industries Program and qualified charitable agencies for the blind. If a Preferred Source has Commodities or services available in the form, function and utility consistent with the needs of the Authority, such Commodity or service shall be procured in accordance with the requirements of State Finance Law section 162. If a Commodity or service is not available in form, function and utility consistent with the needs of the Authority from a Preferred Source, the Authority may then exercise its authority to utilize any of the Source Selection Methods set forth in these Guidelines.
7. Single Source. When the Authority determines, and the President approves in writing, that a Procurement Contract may be awarded on other than a Competitive Basis because, even though two or more firms can supply the required service, good, or material, one particular firm has unique knowledge or expertise with respect to the required service, good or material rendering the use of a Competitive Basis method of selection impractical or other material or substantial reasons exist for awarding the Procurement Contract on other than a Competitive Basis.
8. Sole Source. When the Authority determines, and the President approves in writing, that there is only one source for a required service, good or material, a Procurement Contract for that service, good or material may be awarded on other than a Competitive Basis. In addition, Exempt Contracts, other than Completion Contracts, may also be procured on a Sole Source basis without the approval of the President.

#### **Section 4. PUBLICATION REQUIREMENTS FOR SOURCE SELECTION METHODS**

The following publication requirements shall apply to Procurement Contracts:

- A. Methods of obtaining Bids and Proposals. The solicitation of bids, proposals or submissions of qualification data or offers for Procurement Contracts shall be made by the Authority in a manner determined by the Authority to be the most cost effective method of providing reasonable competition. For Procurement Contracts that must be awarded on a Competitive Basis, the requirements may include advertisement in appropriate newspapers or trade journals and may also include direct mailings to firms considered qualified and such other outreach mechanisms as are consistent with the policy of these Guidelines, including the Minority and Women-Owned Business Enterprise provisions herein.
- B. Procurement Opportunities Newsletter – Contracts Under \$15,000. In the case of Procurement Contracts having a value greater than five thousand dollars (\$5,000) but less than fifteen thousand dollars (\$15,000), the Authority will provide a quarterly listing of such Procurement Contracts for publication in the Procurement Opportunities Newsletter (“Contract Reporter”) published by the New York State Department of Economic Development to the extent permitted or required by law.
- C. Procurement Opportunities Newsletter – Contracts \$15,000 or More. In the case of Procurement Contracts in the actual or estimated amount of fifteen thousand dollars (\$15,000) or more, the Authority will place a notice of all such opportunities in the Contract Reporter.
- D. Publication on Authority’s Website - All competitive Procurement Contracts should be made available on the Authority’s website concurrent with or after publication in the NYS Contract Reporter.
- E. Exemptions from Publication Requirement - The requirements in Paragraphs B, C and D above relative to publications in the Contract Reporter and on the Authority’s website shall not apply to Procurement Contracts awarded pursuant to the following methods:
  - 1. Assignment;
  - 2. Centralized Contracts;
  - 3. Critical Contracts;
  - 4. Designation;
  - 5. Emergency Contracts;
  - 6. Exempt Contracts;
  - 7. Preferred Sources;
  - 8. Re-bid Contracts;
  - 9. Single Source; or,
  - 10. Sole Source.



- F. Post-Award Publication Requirements- Whenever a Procurement Contract is let or awarded as a Critical Contract, Emergency Contract, Single Source or Sole Source and a notice has not been published in the Contract Reporter prior to the award or letting of the contract as permitted by Paragraph E above, the Authority shall, after the award or letting of the Procurement Contract, publish a notice of such award or letting stating the basis for not publishing advance notice of the procurement.

**Section 5. REQUIREMENTS REGARDING THE SELECTION OF PROCUREMENT CONTRACTORS**

- A. Procurement Contracts for Professional Services. The Authority shall award Procurement Contracts for Professional Services on a Competitive Basis unless the Procurement Contract is an Exempt Contract or is awarded using any of the non-competitive Source Selection Methods. Before entering into a Procurement Contract for Professional Services, the Authority should consider whether the contemplated services are best provided by Authority staff or external consultants. Capacity, expertise and cost shall be considered in making the determination. In addition, the Authority shall assure that the award of such contract is made to a Procurement Contractor evidencing proven experience with projects of the scope, magnitude and complexity of the facilities that are the subject of the contract and that such contractor has the ability to perform all work required in a professional and timely manner. The Authority shall also consider factors such as financial responsibility, reliability, skill, past performance on Authority projects, judgment and integrity. As part of the competitive process, the Authority shall:
1. solicit proposals from several firms known to be qualified in the area of the service to be provided;
  2. evaluate those proposals received on the basis of the proposers' qualifications and other appropriate factors recited in the Request for Proposals. Contract price and fee may be the subject of Competitive Negotiation;
  3. establish a Procurement Record;
  4. in the procurement of architectural, engineering, construction management and surveying services with respect to Authority projects, the Authority may request such professional firms to submit statements of their qualifications and performance data and rank each professional firm submitting such statements and performance data on the basis of its demonstrated competence and qualifications for the type of professional services rendered. The Authority may utilize Competitive Negotiations for architectural, engineering construction management and surveying services with the highest qualified professional firm at a fee determined by the Authority to be fair and reasonable;

5. the Authority shall not refuse to negotiate with an architecture, engineering or surveying firm solely because the ratio of the “allowable indirect costs” to direct labor costs of such professional firm or the hourly labor rate in any labor category of such professional firm exceeds a limitation generally set by the Authority in the determination of the reasonableness of the estimated cost of services to be rendered by such professional firm, but rather the Authority should also consider the reasonableness of cost based on the total estimated cost of the service of such professional firm which should include, among other things, all the direct labor costs of such professional firm for such services plus all “allowable indirect costs,” other direct costs, and negotiated profit of such professional firm. “Allowable indirect costs” of such a professional firm are defined as those costs generally associated with overhead which cannot be specifically identified with a single project or contract and are considered reasonable and allowable under specific State contract or allowable limits;
  6. maintain written procedures to be used in connection with Requests for Proposals and Competitive Negotiations that are consistent with these Guidelines and that contain provisions relating to the solicitation, evaluation and selection of service contractors to which Procurement Contracts for Professional Services are to be awarded. These procedures shall also provide for, among other things, the promotion of Minority and Women-Owned Business Enterprises, New York State Business Enterprises, New York State Residents and Small Businesses and an assessment of the Diversity Practices of Procurement Contractors in accordance with the provisions of Article 15-A of the Executive Law and any regulations promulgated thereunder; and
  7. request contractors to submit completed New York State Vendor Responsibility Questionnaires which shall be processed according to the procedures adopted by the Council of Contracting Agencies pursuant to Executive Order No. 125 in accordance with the procedures adopted by the Authority pursuant to these Guidelines. In addition, the Authority may request additional information from contractors deemed necessary to assist in making determinations to award Procurement Contracts.
- B. Procurement Contracts for Non- Professional Services- Construction. The award of construction contracts by the Authority is authorized by legislation that may or may not require contracts to be awarded pursuant to Competitive Bids and the drawing of separate specifications for the major categories of work, i.e., plumbing, electrical and heating, ventilating, and air conditioning work. In those program areas where Competitive Bids are not required by statute, the Authority shall select its construction contractors using a Competitive Basis (including Competitive Bids) unless the Procurement Contract is an Exempt Contract or is made using any of the following Source Selection Methods: Assignment, Designation, Emergency Contract, Single Source or Sole Source. In addition, all Authority-held construction contracts must require compliance by contractors and

subcontractors with the provisions of the Labor Law requiring the payment of prevailing wage rates.

Any method of procurement employed for any construction contract shall assure that the work is done by qualified and experienced contractors at the lowest price to the Authority. If a contract is awarded on a Competitive Basis, the Authority shall assure that the award of such contract is made to a contractor evidencing proven experience with projects of the scope, magnitude and complexity of the facilities that are the subject of the contract and that such contractor has the ability to perform all work required in a professional and timely manner. In addition, the Authority shall consider factors such as financial responsibility, reliability, skill, past performance on Authority projects, judgment and integrity. Determinations of the responsibility of bidders shall be made consistent with the guidelines established by Executive Order No. 170.1.

For construction contracts of ten thousand dollars (\$10,000) or more, Procurement Contractors shall submit completed New York State Vendor Responsibility Questionnaires which shall be processed according to the procedures adopted by the Council of Contracting Agencies pursuant to Executive Order No. 125. In addition, the Authority may request additional information from Procurement Contractors deemed necessary to assist in making determinations to award Procurement Contracts.

The Authority shall maintain written procedures consistent with these Guidelines concerning the solicitation, evaluation and selection of Procurement Contractors to which Procurement Contracts for construction services are to be awarded. These procedures shall also provide for, among other things, the promotion of Minority and Women-Owned Business Enterprise, New York State Business Enterprises, New York State Residents and Small Businesses and an assessment of the Diversity Practices of Procurement Contractors in accordance with the provisions of Article 15-A of the Executive Law and any regulations promulgated thereunder.

All Alternative Project Delivery System contracts shall be awarded pursuant to a Request for Proposals Source Selection Method. Alternative Project Delivery System contracts shall not be utilized unless: (i) this method of procurement is permitted under applicable law; and (ii) the Authority and its client concur in writing prior to the commencement of the procurement process that the use of an Alternative Project Delivery System contract is in the best interests of the project and in support of that determination, identify the specific benefits, such as schedule, financial, or project feasibility, expected to be gained from an Alternative Project Delivery System method of procurement.

- C. Procurement Contracts for Commodities and Non-Professional Services. The Authority shall award Procurement Contracts for goods, materials, fixtures, furnishings, equipment and services (other than Professional Services and construction services) in the following manner:

1. Consult with the Client to establish a realistic furnishings and equipment budget based upon that Client's program.
2. Prepare, when required, Competitive Bid documents and comply with advertisement requirements or, if Competitive Bidding is not required by statute, utilize a Competitive Basis (including Competitive Bids) unless the Procurement Contract is an Exempt Contract or is made using one of the following Source Selection Methods: Assignment, Centralized Contracts, Designation, Emergency Contract, Preferred Source, Discretionary Purchases, Single Source or Sole Source.
3. Evaluate Competitive Bids received or analyze Comparative Pricing costs and make recommendations to the client.
4. Prepare contracts and/or purchase orders.
5. Monitor vendors for quality control and timely deliveries.
6. Assist the Client in the receipt and placing of furnishings and equipment.
7. Verify the quantities received and the quality of the products in light of the specifications, and monitor the vendor invoices for timely payments.
8. The Authority shall maintain written procedures that are consistent with these Guidelines concerning the solicitation, evaluation and selection of vendors and suppliers to which Procurement Contracts for goods and materials shall be awarded. These procedures shall provide for, among other things, the promotion of Minority and Women-Owned Business Enterprises, New York State Business Enterprises, New York State Residents and Small Businesses and an assessment of the Diversity Practices of Procurement Contractors in accordance with the requirements of Article 15-A of the Executive Law and any regulations promulgated thereunder.

D. Review of Unsuccessful Bids. In the event that an unsuccessful bidder or proposer requests the Authority to review the award of a Procurement Contract to a bidder or proposer other than itself, the Authority shall afford the unsuccessful bidder or proposer the opportunity to review its bid or proposal with the Authority. In addition, the Authority shall provide the reasons to the unsuccessful bidder or proposer for not receiving the award of the Procurement Contract. The Authority shall ensure that in the process of reviewing the bid or proposal of an unsuccessful bidder or proposer that such bidder or proposer is treated in a fair and equitable manner.

E. Promotion of Minority and Women-Owned Business Enterprises. It is the goal of the Authority to (a) promote and assist participation by Certified Minority and

Women-Owned Business Enterprises in competition for Procurement Contracts and to (b) award a fair share of Procurement Contracts to Certified Minority and Women-Owned Business Enterprises. It is also the Authority's goal to award contracts to those contractors who have evidenced compliance with the laws of the State of New York prohibiting discrimination in employment. The Authority recognizes that this goal may be achieved by awarding Procurement Contracts to those firms who have demonstrated that they do not discriminate in employment. Furthermore, if the performance of any contract permits or requires the use of a subcontractor, said contract shall require the contractor to act affirmatively to secure participation by Certified Minority and Women-Owned Business Enterprises in such subcontract and to report the nature and extent of such efforts to the Authority. All Procurement Contracts, where required, shall be in compliance with Article 15-A of the Executive Law.

1. In furtherance of the above, and to promote the use of Certified Minority and Women-Owned Enterprises in Procurement Contracts, the Authority shall:
  - i. establish appropriate goals for participation of Minority and Women-Owned Business Enterprises in Procurement Contracts and for the utilization of Minority and Women-Owned Business Enterprises as subcontractors and suppliers by entities having Procurement Contracts with the Authority in accordance with Article 15-A of the Executive Law and any regulations promulgated thereunder.
  - ii. solicit offers from Minority and Women-Owned Business Enterprises known to have experience in the area of the goods or service to be provided, regardless of the type of contract.
  - iii. provide notice of any procurement to appropriate professional organizations that serve Minority and Women-Owned Business Enterprises so that members of these organizations are apprised of potential opportunities to contract with the Authority.

- iv. maintain a database of Minority and Women-owned Business Enterprises that have expressed interest in doing business with the Authority and ensure that such entities receive direct notice of any impending procurements.
- v. consult any list maintained by any State agency or department known to the Authority, including the Department of Economic Development, which identifies Minority and Women-Owned Business Enterprises by area of expertise and shall contact appropriate Certified Minority and Women-Owned Business Enterprises listed therein to solicit their offers.
- vi. designate appropriate staff to oversee the Authority's programs established to promote and assist: (i) participation by certified Minority or Women-owned Business Enterprises in the Authority's procurement opportunities and facilitation of the award of procurement contracts to such enterprises; (ii) the utilization of certified Minority and Women-Owned Business Enterprises as subcontractors and suppliers by entities having procurement contracts with the Authority; and (iii) the utilization of partnerships, joint ventures or other similar arrangements between certified Minority and Women-Owned Business Enterprises and other entities having procurement contracts with the Authority. Such staff shall be familiar with the procurement of the types of construction, financial, legal or professional services utilized by the Authority, report directly to the Authority's President and either directly or through their designees participate in the procurement process.
- vii. Establish requirements to conduct procurements in a manner that will enable the Authority to achieve the maximum feasible portion of the goals established pursuant to subparagraph (i) of this subsection and that eliminates barriers to participation by Minority and Women-Owned Business Enterprises on Procurement Contracts. Such procedures shall, in accordance with the requirements of section 2879 of the Public Authorities Law, include, without limitation:
  - a. a requirement that each contract solicitation document accompanying each solicitation provide the expected degree of Minority and Women-Owned Business Enterprise participation;
  - b. provisions relating to joint ventures, under which a bidder may count toward meeting its Minority Business Enterprise Participation goal, the Minority and Women-Owned Business Enterprise portion of the joint venture;
  - c. provisions under which the Authority may waive obligations of the

contractor relating to Minority and Women-Owned Business Enterprise participation after a showing of good faith efforts to comply with the requirements of these Guidelines and all applicable laws pursuant to the waiver provisions contained in Article 15-A of the Executive Law; and

- d. verification that Minority and Women-Owned Business Enterprises listed in a successful bid are participating to the extent listed on the project for which the bid was submitted

2. In implementing the provisions of this Section E, the Authority shall:
  - a. Consider, where practicable, the severability of construction projects and other bundled contracts;
  - b. Implement a program that will enable it to evaluate each contract to determine the appropriateness of the established goal;
  - c. Consider compliance with the requirements of any federal law concerning opportunities for Minority and Women-Owned Business Enterprises which effectuates the purpose of this section; and
  - d. Consult the most recent disparity study pursuant to Article 15-A of the Executive Law.

F. Promotion of New York State Business Enterprises and New York State Residents. It is the goal of the Authority to promote the participation of New York State Business Enterprises and New York State Residents in Procurement Contracts. Accordingly, the following procedures shall apply:

1. The Authority shall collect and consult the specifications of New York State Business Enterprises in developing specifications for any Procurement Contract for the purchase of goods where possible, practicable, feasible and consistent with open bidding. The Authority shall, where feasible, make use of the stock item specification forms prepared by the New York State Commissioner of General Services, and where necessary, consult with said Commissioner in developing such specifications and making such determinations.
2. The Authority shall, with the cooperation of the Department of Economic Development and through cooperative efforts with contractors, provide for the notification of New York State Business Enterprises of opportunities to participate as subcontractors and suppliers on Procurement Contracts let by the Authority in an amount estimated to be equal to or greater than one million dollars and promulgating procedures which will assure compliance by contractors with such notification as a condition of awarding bids. Such contractors shall, as supplementary materials to their bids, document

their efforts to encourage the participation of New York State Business Enterprises as suppliers and subcontractors on Procurement Contracts equal to or greater than one million dollars; attest to compliance with the federal Equal Employment Opportunity Act of 1972 (P.L. 92-261) as amended; and document their efforts to provide notification to New York State Residents of employment opportunities through listing any such positions with the community service division of the New York State Department of Labor or providing for such notification in such manner as is consistent with existing collective bargaining contracts or agreements.

3. The Authority shall include in all bid documents provided to potential bidders a statement that information concerning the availability of New York State subcontractors and suppliers is available from the New York State Department of Economic Development; a statement notifying potential bidders located in foreign countries that the Authority may assign or otherwise transfer offset credits created by such Procurement Contracts to third parties located in New York State, and it is the policy of New York State to encourage the use of New York State subcontractors and suppliers, and to promote the participation of Certified Minority and Women Owned Business Enterprises where possible, in the procurement of goods and services.
4. The Authority, with the cooperation of the community service division of the New York State Department of Labor and through cooperative effort with contractors, shall provide for the notification of New York State Residents of employment opportunities arising in New York State out of Procurement Contracts let by the Authority in an amount estimated to be equal to or greater than one million dollars, and shall require contractors to submit post-award compliance reports documenting their efforts to provide such notification through listing any such positions with the community service division, or providing for such notification in such manner as is consistent with existing collective bargaining contracts or agreements.
5. The Authority shall notify the New York State Commissioner of Economic Development of the award of a Procurement Contract for the purchase of goods from a Foreign Business Enterprise in an amount equal to or greater than one million dollars simultaneously with notifying the successful bidder therefore. The Authority shall not thereafter enter into a Procurement Contract for said goods until at least fifteen days has elapsed, except for Procurement Contracts awarded on an emergency or critical basis. The notification to the Commissioner of Economic Development shall include the name, address and telephone and facsimile number of the Foreign Business Enterprise, the amount of the proposed Procurement Contract and the name of the individual at the Foreign Business Enterprise or acting on behalf of the same who is principally responsible for the proposed Procurement Contract.



6. The Authority shall comply with the provision of paragraphs (b), (c) and (d) of subdivision five of section 2879 of the Public Authorities Law in relation to dealing with discriminatory jurisdictions as such term is defined therein.
- G. Approval and Annual Review of Certain Contracts. The Authority may enter into Procurement Contracts for Professional Services for periods of longer than one year in accordance with these Guidelines provided such contracts are presented to the Board of the Authority for approval and review annually as part of the approval of the Annual Report on Procurement Contracts. Such Procurement Contracts may also be terminated by the Board of the Authority.
- H. Contracts Requiring Approval of the Board of the Authority. All Procurement Contracts for the general corporate purposes of the Authority, other than Exempt Contracts, that are in excess of three hundred thousand dollars (\$300,000.00), or are for the retention of outside legal counsel or independent auditors must be approved by the Board of the Authority.
- I. Requirement that Procurement Contracts be in Writing. All Procurement Contracts shall be in writing and approved and executed by an authorized officer, or as provided in the Authority By-laws or an applicable resolution.
- J. Limitations on Contracts with Former Officers and Employees. The Authority shall not enter into a Procurement Contract with a former officer or employee of the Authority or any entity in which such officer or employee has an interest (including a position of employment with such entity) unless there has been compliance with these Guidelines and the applicable provisions of the Public Officers Law.

## **Section 6. STANDARD PROVISIONS FOR PROCUREMENT CONTRACTS**

- A. Procurement Contracts for Professional Services. Procurement Contracts for Professional Services shall detail the scope of services to be performed and the time frame for performance, the monitoring or reviewing of that performance by Authority personnel and, where appropriate, any permitted use of Authority supplies, facilities or personnel. Such contracts shall also state the compensation for the services, the schedule of payment, the pre-conditions for receiving payment from the Authority, procedures for termination of the contract and any other provisions deemed necessary or appropriate for each particular Contract. In addition, if performance of a particular Procurement Contract for Professional Services will require the use of subcontractors, the contract shall require the contractor to act affirmatively to secure such participation by Certified Minority and Women-Owned Business Enterprises and to report such efforts to the Authority.
- B. Requirements for All Procurement Contracts. All Procurement Contracts shall generally include, without limitation, the following provisions:

1. Scope of Services;
2. Contract Price or Fee Structure;
3. Method of Monitoring Work Performed;
4. Use of Authority Supplies and Facilities;
5. Use of Authority Personnel;
6. Method or Basis of Payment;
7. Compliance with Laws, Rules and Regulations;
8. Contract Deemed Executory;
9. Termination of Agreement for Cause and for Convenience;
10. Suspension or Alteration of Agreement;
11. Death of Consultant, if such consultant is an individual or partnership;
12. Laws of New York State Apply;
13. Creation of Independent Contractor Relationship;
14. Provisions Required by Law Deemed Inserted;
15. Certification of Non-Segregated Facilities and Non-Discrimination in Employment in Northern Ireland, compliance with Federal Equal Employment Opportunity Act, Commitment to New York State Business Enterprises and Non Collusive Bidding Requirement;
16. Indemnity and Insurance;
17. Severability;
18. Promotion of Certified Minority and Women-Owned Business Enterprises; and
19. Promotion of New York State Business Enterprises, New York State Residents and Small Businesses.
20. Integrity Certification.

C. Compliance with Procedures of the Procurement Unit. All Procurement Contracts shall be awarded in compliance with procedures adopted by the Procurement Unit within the Division of Construction for the applicable type of Procurement Contract.

D. Compliance with Title 4 of Article 9 of Public Authorities Law. The Authority shall comply with all provisions of Title 4 of Article 9 of the Public Authorities Law as they relate to Procurement Contracts of the Authority; provided however, that the Authority shall not be required to comply with the provisions of subdivision one of section 2603-a of that statute (relating to the use of domestic steel) if the Managing Director of Construction has advised the Board of the Authority that the criteria contained in subdivision two of that section is satisfied. Under Public Authorities Law §2879-a and the regulations promulgated thereunder, Procurement Contracts in excess of one million dollars that either: (i) are to be paid for in whole or in part from moneys appropriated by the State to the Authority for the purpose of paying such contractual expenditure; or (ii) are not to be awarded after a competitive process (regardless of funding source) are subject to approval by the Office of the State Comptroller (“OSC”) if OSC has notified the Authority in writing that any such contract or category of contracts requires the OSC’s approval. Upon the receipt of any such notice from OSC, the

Authority shall include appropriate language in the affected Procurement Contract stating that the OSC's approval is required for the Procurement Contract to be effective and valid and enforceable against the parties thereto.

- E. Compliance with State Finance Law §§ 139-j and 139-k (the Procurement Lobbying Law). In order to comply with the Procurement Lobbying Law, the Authority has established Policy and Procedures pertaining to contacts regarding Procurement Contracts. Consistent with the Procurement Lobbying Law and the Authority's Policies and Procedures, the Authority shall designate one or more persons who may be contacted by Procurement Contractors regarding a given procurement and shall require disclosure from Procurement Contractors of persons or organizations designated, retained or employed to attempt to influence the procurement process. The Authority shall incorporate a summary of the Policy and Procedures in all solicitation of proposals, bid documents or specifications. Procurement Contracts must contain a certification by the Procurement Contractor that all information provided to the Authority with respect to the Procurement Lobbying Law is complete, true and accurate, and a provision authorizing termination of the Procurement Contract where it is found that the Procurement Contractor intentionally violated the Procurement Lobbying Law. The Authority shall consider as part of its determination of responsibility of a Procurement Contractor whether there has been past or present non-compliance with the Procurement Lobbying Law.

## **Section 7. REPORT ON PROCUREMENT CONTRACTS**

- A. Annual Report. Following each fiscal year, the Board of the Authority shall approve an annual report on Procurement Contracts as required by subdivision 7 of section 2879 of the Public Authorities Law. Such annual report will include: (i) these Guidelines and any amendments hereto; (ii) an explanation of these Guidelines and any amendments hereof; (iii) a list of the year's Procurement Contracts; (iv) a list of the aforesaid contracts entered into with New York State Business Enterprises (as defined in Public Authorities Law, §2879(3)(i)), and the subject matter and value thereof; (v) a list of the aforesaid contracts entered into with Foreign Business Enterprises and the subject matter and value thereof; (vi) a list of contracts exempted from reporting in the Contract Reporter and the basis for each exemption; and, (vii) the total fees, commissions or other compensations, by payee, paid for Professional Services. The percent of contracts awarded, and total compensation paid, to Minority and Women-Owned Business Enterprises as well as all referrals made and penalties imposed pursuant to Executive Law § 316 shall be reported in accordance with the provisions of Article 15-A of the Executive Law and need not be included in the Annual Report required by these Guidelines.
- B. Submission of Annual Report. The annual report on Procurement Contracts, after being approved by the Board of the Authority, shall be submitted to the Division of the Budget with copies to the Department of Audit and Control, the Department of Economic Development, the Senate Finance Committee and the Assembly

Ways and Means Committee.

- C. Availability to Public. Copies of the annual report on Procurement Contracts shall also be available to the public upon reasonable request at the Authority's main office.
- D. Article 15-A Reports. Reports made pursuant to Article 15-A of the Executive Law, with respect to activities undertaken by the Authority to promote and increase participation by certified Minority and Women Business Enterprise Procurement Contractors, shall also include, without limitation, the Authority's annual goals for contracts with Minority-owned and Women-owned Business Enterprises, the number of actual contracts issued to Minority-owned and Women-owned Business Enterprises; and a summary of all waivers of the requirements of subdivisions 6 and 7 of section 313 of Article 15-A of the Executive Law allowed by the Authority during the preceding year, including a description of the basis of the waiver request and the rationale for granting such waiver. The Authority shall also include in such annual report whether or not it has been required to prepare a remedial plan, and, if so, the plan and the extent to which the Authority has complied with each element of the plan.

## **Section 8. MISCELLANEOUS PROVISIONS**

- A. Amendment of Guidelines. Any modification or amendment of these Guidelines may be made by a Supplemental Resolution adopted at any duly constituted meeting of the Board of the Authority; provided, however, that no such modification or amendment shall abrogate the rights and duties of existing Authority contracts, the terms of which were established pursuant to these Guidelines.
- B. No Recourse Under these Guidelines. No provision contained solely in these Guidelines shall be the basis for any claim based on these Guidelines against any member, officer or employee of the Authority or the Authority itself.
- C. Effect of Noncompliance of Guidelines. Nothing contained in these Guidelines shall be deemed to alter, affect the validity of, modify the terms of or impair any contract or agreement made or entered into in violation of, or without compliance with, the provisions of these Guidelines.

June 22, 2011